



REPORTE DIARIO - DAILY REPORT







No. 3

25 DE OCTUBRE/OCTOBER 2021

RONDA DE APERTURA - OPENING ROUND

CALENDARIO Y RESULTADOS - SCHEDULE AND RESULTS

TODOS CONTA TODOS - ALL ROUND

RK	EQUIPO - TEAM	JJ	JG	JP	AVG	JV
1	 MÉXICO	3	3	0	1.000	-
2	 PUERTO RICO	2	2	0	1.000	0.5
3	 REPÚBLICA DOMINICANA	3	2	1	.667	1.0
3	 NICARAGUA	3	2	1	.667	1.0
5	 VENEZUELA	3	0	3	.000	3.0
6	 BRASIL	4	0	4	.000	3.5

Los equipos son ordenados en atención a los Reglamentos Oficiales de la COPABE.

The Teams are placed according the Tournament Regulations for the COPABE.

RONDA DE APERTURA - OPENING ROUND

CALENDARIO Y RESULTADOS - SCHEDULE AND RESULTS

VIERNES 22 DE OCTUBRE - FRIDAY OCTOBER 22, 2021

#	Hora Hour	Campo Stadium	Grupo Group	Equipo Visitante Visitor Team	Equipo Local Home Team	Score	Inn
	18:00	Ángel Camarena Romo Tijuana	CEREMONIA DE INAUGURACIÓN - OPENING CEREMONY				
1	19:00	Ángel Camarena Romo Tijuana	RA	MÉXICO	BRASIL	19-2	5

SÁBADO 23 DE OCTUBRE - SATURDAY OCTOBER 23, 2021

#	Hora Hour	Campo Stadium	Grupo Group	Equipo Visitante Visitor Team	Equipo Local Home Team	Score	Inn
2	10:00	Ángel Camarena Romo Tijuana	RA	NICARAGUA	R DOMINICANA	6-7	
3	14:30	Ángel Camarena Romo Tijuana	RA	PUERTO RICO	BRASIL	8-1	
4	19:00	Ángel Camarena Romo Tijuana	RA	VENEZUELA	MÉXICO	1-5	

DOMINGO 24 DE OCTUBRE - SUNDAY OCTOBER 24, 2021

#	Hora Hour	Campo Stadium	Grupo Group	Equipo Visitante Visitor Team	Equipo Local Home Team	Score	Inn
5	10:00	Ángel Camarena Romo Tijuana	RA	BRASIL	NICARAGUA	0-3	
6	14:30	Ángel Camarena Romo Tijuana	RA	VENEZUELA	PUERTO RICO	4-11	
7	19:00	Ángel Camarena Romo Tijuana	RA	MÉXICO	R DOMINICANA	4-3	

LUNES 25 DE OCTUBRE - MONDAY OCTOBER 24, 2021

#	Hora Hour	Campo Stadium	Grupo Group	Equipo Visitante Visitor Team	Equipo Local Home Team	Score	Inn
8	10:00	Ángel Camarena Romo Tijuana	RA	VENEZUELA	NICARAGUA	5-6	
9	14:30	Ángel Camarena Romo Tijuana	RA	R DOMINICANA	BRASIL	8-6	
10	19:00	Ángel Camarena Romo Tijuana	RA	PUERTO RICO	MÉXICO		

Hora local en Tijuana, México / Local time in Tijuana, Mexico.

RONDA DE APERTURA - OPENING ROUND

CALENDARIO Y RESULTADOS - SCHEDULE AND RESULTS

MARTES 26 DE OCTUBRE - TUESDAY OCTOBER 26, 2021

#	Hora Hour	Campo Stadium	Grupo Group	Equipo Visitante Visitor Team	Equipo Local Home Team	Score	Inn
11	10:00	Ángel Camarena Romo Tijuana	RA	VENEZUELA	BRASIL		
12	14:30	Ángel Camarena Romo Tijuana	RA	PUERTO RICO	R DOMINICANA		
13	19:00	Ángel Camarena Romo Tijuana	RA	MÉXICO	NICARAGUA		

MIÉRCOLES 27 DE OCTUBRE - WEDNESDAY OCTOBER 27, 2021

#	Hora Hour	Campo Stadium	Grupo Group	Equipo Visitante Visitor Team	Equipo Local Home Team	Score	Inn
14	10:00	Ángel Camarena Romo Tijuana	RA	R DOMINICANA	VENEZUELA		
15	14:30	Ángel Camarena Romo Tijuana	RA	PUERTO RICO	NICARAGUA		

JUEGOS POR LAS MEDALLAS - MEDALS GAMES

JUEVES 28 DE OCTUBRE - THURSDAY OCTOBER 28, 2021

#	Hora Hour	Campo Stadium	Grupo Group	Equipo Visitante Visitor Team	Equipo Local Home Team	Score	Inn
16	14:00	Ángel Camarena Romo Tijuana	BRONCE 	4° CLASIFICADO	3° CLASIFICADO		
17	19:00	Ángel Camarena Romo Tijuana	ORO 	2° CLASIFICADO	1° CLASIFICADO		
		Ángel Camarena Romo Tijuana	CEREMONIA DE CLAUSURA - CLOSING CEREMONY				

Hora local en Tijuana, México / Local time in Tijuana, Mexico.

RESULTADO DEL JUEGO - GAME SUMMARY 8



VENEZUELA - NICARAGUA



Oct 25, 2021 at (Estadio "Ángel Camarena Romo")

Venezuela.....201 001 1 - 5 6 5
Nicaragua.....210 010 2 - 6 7 2

Venezuela 5

PLAYER	AB	R	H	BI	2B	3B	HR	BB	SB	CS	HP	SH	SF	SO	IBB	KL	GDP	PO	A	E
QUINONEZ Josueth cf	3	1	0	0	0	0	0	1	0	0	0	0	0	2	0	1	0	3	1	0
AGUILAR Aliangel 2b	3	0	0	0	0	0	0	1	1	0	0	0	0	0	0	0	0	4	2	0
BOLIVAR Mason rf/ss	4	2	2	0	1	0	0	0	0	0	0	0	0	0	0	0	0	0	0	0
PENA Joandrew 1b	3	1	2	0	1	0	0	1	1	0	0	0	0	1	0	0	0	6	1	0
GONZALEZ Iverson 1b/rf	0	0	0	0	0	0	0	0	0	0	0	0	0	0	0	0	0	0	0	0
HERRERA Eduardo 3b	1	0	0	0	0	0	0	3	0	1	0	0	0	0	1	0	0	0	1	1
ARROYO Aaron c	3	0	1	2	1	0	0	1	0	0	0	0	0	1	0	1	0	4	1	0
PITRE Jose lf	2	0	0	0	0	0	0	0	0	0	0	0	0	1	0	0	0	0	0	1
SEIJAS Anyer ph/lf	2	0	0	0	0	0	0	0	0	0	0	0	0	0	0	0	0	0	0	0
NUNEZ Pablo dh/lb	3	0	0	0	0	0	0	0	0	0	0	0	0	0	0	0	0	0	0	0
GARCES Carlos ss/p	3	1	1	1	0	0	1	0	0	0	0	0	0	0	0	0	0	1	3	1
ARANGUREN Jhonny p	0	0	0	0	0	0	0	0	0	0	0	0	0	0	0	0	0	0	1	2
MACHADO Raul p	0	0	0	0	0	0	0	0	0	0	0	0	0	0	0	0	0	0	0	0
Totals	27	5	6	3	3	0	1	7	2	1	0	0	0	5	1	2	0	18	10	5

Nicaragua 6

PLAYER	AB	R	H	BI	2B	3B	HR	BB	SB	CS	HP	SH	SF	SO	IBB	KL	GDP	PO	A	E
FLORES Jose ss	2	2	1	0	0	0	0	0	0	0	1	1	0	0	0	0	0	2	2	0
LOPEZ Keny cf	2	1	0	0	0	0	0	0	0	0	0	2	0	1	0	0	0	1	0	0
OLIVAS Benjamin lf	3	0	1	2	1	0	0	0	0	0	0	0	0	0	0	0	0	1	0	0
LOPEZ Manuel 1b	3	0	0	1	0	0	0	0	0	0	0	0	0	0	0	0	0	6	0	1
AROSTEGUI Ernesto c	3	0	2	0	0	0	0	0	0	0	0	0	0	0	0	0	0	5	1	1
MONTALVAN Miguel pr	0	0	0	0	0	0	0	0	0	0	0	0	0	0	0	0	0	0	0	0
NAVARRATE Danny c	0	0	0	0	0	0	0	0	0	0	0	0	0	0	0	0	0	1	0	0
FLORES Felix rf	1	1	0	0	0	0	0	1	0	0	0	1	0	0	0	0	1	2	0	0
URBINA Juan 2b	3	0	2	0	0	0	0	0	0	0	0	0	0	1	0	0	0	1	3	0
ALONSO Alias dh	3	0	0	0	0	0	0	0	0	0	0	0	0	1	0	1	0	0	0	0
LOPEZ Deyner 3b	3	2	1	0	0	0	0	1	0	0	0	0	0	0	0	0	0	1	0	0
LANUZA Joshua p	0	0	0	0	0	0	0	0	0	0	0	0	0	0	0	0	0	0	0	0
RIVERA Andres p	0	0	0	0	0	0	0	0	0	0	0	0	0	0	0	0	0	1	0	0
SANCHEZ Saul p	0	0	0	0	0	0	0	0	0	0	0	0	0	0	0	0	0	0	0	0
LOPEZ Deybi p	0	0	0	0	0	0	0	0	0	0	0	0	0	0	0	0	0	0	0	0
Totals	23	6	7	3	1	0	0	1	1	0	1	4	0	3	0	1	1	21	6	2

Venezuela	IP	H	R	ER	BB	SO	WP	HP	BK	IBB	SH	SF	2B	3B	HR	AB	BF	FO	GO	NP
ARANGUREN Jhonny	6.0	6	4	3	1	3	0	0	0	0	3	0	1	0	0	22	26	5	8	90
MACHADO Raul L,0-2	0.0	1	2	0	0	0	0	1	0	0	0	0	0	0	0	1	2	0	0	7
GARCES Carlos	0.0	0	0	0	0	0	0	0	0	0	1	0	0	0	0	0	1	0	0	2

Nicaragua	IP	H	R	ER	BB	SO	WP	HP	BK	IBB	SH	SF	2B	3B	HR	AB	BF	FO	GO	NP
LANUZA Joshua	0.1	1	2	2	3	0	1	0	0	0	0	0	0	0	0	2	5	1	0	19
RIVERA Andres	1.2	1	1	1	2	1	0	0	0	0	0	0	1	0	0	6	8	4	0	36
SANCHEZ Saul	4.0	2	1	1	1	3	1	0	0	0	0	0	1	0	1	14	15	3	4	57
LOPEZ Deybi W,1-0	1.0	2	1	1	1	1	1	0	0	1	0	0	1	0	0	5	6	0	2	18

Umpires: HP: FERNÁNDEZ Jair (MEX), 1B: DOMÍNGUEZ Ulises (MEX)
2B: TELLEZ Jesús (MEX), 3B: SAN GABRIEL Antonio (MEX)
Scorers: ALMARAZ Gabriel (MEX), MATSUO Luis (MEX)
TC: BRAVO Ricardo (MEX), CRUZ Angel (MEX)
Start: 10:04 Time: 2:38 Attendance: 50 Weather: Cloudy

RESULTADO DEL JUEGO - GAME SUMMARY 9



REPÚBLICA DOMINICANA - BRASIL



Oct 25, 2021 at (Estadio "Ángel Camarena Romo")

Dominican Republic.130 202 0 - 8 8 3
Brazil.....002 040 0 - 6 6 3

Dominican Republic 8

PLAYER	AB	R	H	BI	2B	3B	HR	BB	SB	CS	HP	SH	SF	SO	IBB	KL	GDP	PO	A	E
BERZAN Alfredo 2b	3	1	0	0	0	0	0	1	0	0	0	0	0	0	0	0	0	0	1	1
FELIZ Angel ph/2b	1	0	0	0	0	0	0	0	0	0	0	0	0	1	0	0	0	0	0	0
RODRIGUEZ Victor 3b	3	1	0	0	0	0	0	0	0	0	0	0	0	0	0	0	0	0	2	0
VOLQUEZ Fabelin 3b	1	0	0	0	0	0	0	0	0	0	0	0	0	1	0	1	0	1	1	0
ESPINAL Juan cf	2	1	1	1	0	0	2	0	0	0	0	0	0	0	0	0	0	4	0	1
GABRIEL Elviz 1b	2	0	1	0	0	0	1	0	0	0	0	0	0	0	0	0	0	3	0	0
RADENY Adriel 1b/rf	1	1	1	2	0	0	1	0	0	0	0	0	0	0	0	0	0	1	0	0
RIVAS Yensi ss	3	0	0	0	0	0	0	0	0	0	1	0	0	1	0	1	0	1	0	1
PERALTA Ramy lf	2	1	1	0	1	0	0	1	0	0	1	0	0	1	0	0	0	0	0	0
DE LA CRUZ Elian rf	3	1	1	0	1	0	0	0	0	0	0	0	0	2	0	2	0	2	0	0
OZUNA Jose ph/lb	1	0	0	0	0	0	0	0	0	0	0	0	0	0	0	0	0	1	0	0
ORTIZ Darwin c	2	1	1	0	0	0	1	0	0	1	0	0	0	0	0	0	0	8	0	0
CAPELLAN Jsutin dh	4	1	2	3	1	0	0	0	0	0	0	0	0	2	0	1	0	0	0	0
DOMINGUEZ Edison p	0	0	0	0	0	0	0	0	0	0	0	0	0	0	0	0	0	0	1	0
DE LA CRUZ Maikel p	0	0	0	0	0	0	0	0	0	0	0	0	0	0	0	0	0	0	0	0
POLANCO Pedro p	0	0	0	0	0	0	0	0	0	0	0	0	0	0	0	0	0	0	0	0
Totals	28	8	8	6	3	0	1	6	0	0	3	0	0	8	0	5	0	21	5	3

Brazil 6

PLAYER	AB	R	H	BI	2B	3B	HR	BB	SB	CS	HP	SH	SF	SO	IBB	KL	GDP	PO	A	E
KITAMURA Gustavo lf	2	0	0	0	0	0	0	0	0	0	0	0	0	2	0	2	0	0	0	0
MADEIRA Emmanoel ph	1	0	0	1	0	0	0	0	0	0	0	0	0	0	0	0	0	0	0	0
YUKI Gustavo pr/lf/rf	1	1	0	0	0	0	0	0	0	0	0	0	0	1	0	0	0	0	0	0
YAMASHITA Eduardo 3b/2b	3	1	2	0	1	0	0	1	0	0	0	0	0	0	0	0	0	1	3	1
UMEDA ERCOLE Enzo cf	4	0	1	1	1	0	0	0	0	0	0	0	0	1	0	0	0	3	0	0
KAIZO GOHARA Djullia 1b	4	1	1	0	0	0	0	0	0	0	0	0	0	1	0	0	0	5	0	0
YAMANISHI Nicolas dh	1	0	0	0	0	0	0	0	0	0	0	0	0	0	0	0	0	0	0	0
UEMURA Tomas ph/dh	1	0	0	0	0	0	0	2	0	0	0	0	0	0	0	0	0	0	0	0
DOS SANTOS Vinicius rf/lf	3	0	0	1	0	0	0	1	0	0	0	0	0	1	0	0	0	0	0	0
RIBEIRO Noah ss	3	0	1	1	0	0	0	1	0	0	0	0	0	1	0	1	0	2	0	0
ABE Katsumi c	0	0	0	0	0	0	0	0	0	0	0	0	0	0	0	0	0	3	0	0
YUDI Guilherme ph/c	4	1	0	0	0	0	0	0	0	0	0	0	0	1	0	1	1	7	1	0
YUITI KIMURA Gabriel 2b	1	2	1	0	0	0	0	0	2	0	1	0	0	0	0	0	0	0	1	0
YANO Lucas ph/3b	0	0	0	0	0	0	0	1	0	0	0	0	0	0	0	0	0	0	0	0
NICOLAO Leonardo p	0	0	0	0	0	0	0	0	0	0	0	0	0	0	0	0	0	0	1	0
TAKEUCHI William p	0	0	0	0	0	0	0	0	0	0	0	0	0	0	0	0	0	0	0	2
DE LIMA Murilo p	0	0	0	0	0	0	0	0	0	0	0	0	0	0	0	0	0	0	0	0
SATO Mathias p	0	0	0	0	0	0	0	0	0	0	0	0	0	0	0	0	0	0	0	0
Totals	28	6	6	4	2	0	0	6	2	0	1	0	0	8	0	4	1	21	6	3

Dominican Republic	IP	H	R	ER	BB	SO	WP	HP	BK	IBB	SH	SF	2B	3B	HR	AB	BF	FO	GO	NP
DOMINGUEZ Edison	4.2	4	6	4	2	4	1	1	0	0	0	0	2	0	0	20	23	7	4	91
DE LA CRUZ Maikel	0.0	0	0	0	1	0	0	0	0	0	0	0	0	0	0	0	1	0	0	5
POLANCO Pedro W,2-0	2.1	2	0	0	3	4	0	0	0	0	0	0	0	0	0	8	11	1	1	49
Brazil	IP	H	R	ER	BB	SO	WP	HP	BK	IBB	SH	SF	2B	3B	HR	AB	BF	FO	GO	NP
NICOLAO Leonardo	1.0	1	4	4	5	1	3	0	0	0	0	0	1	0	0	3	8	0	1	36
TAKEUCHI William L,0-1	4.2	6	4	2	1	5	0	2	1	0	0	0	1	0	1	20	23	5	3	65
DE LIMA Murilo	0.1	1	0	0	0	0	0	1	0	0	0	0	1	0	0	2	3	1	0	9
SATO Mathias	1.0	0	0	0	0	2	0	0	0	0	0	0	0	0	0	3	3	1	0	14

Umpires: HP: LEYVA Rosario (MEX), 1B: FARIAS FRANCISCO (MEX)
 2B: SAN GABRIEL Antonio (MEX), 3B: TELLEZ Jesús (MEX)
 Scorers: ALMARAZ Gabriel (MEX), MATSUO Luis (MEX)
 TC: BRAVO Ricardo (MEX), CRUZ Angel (MEX)
 Start: 14:29 Time: 2:56 Attendance: 45 Weather: Cloudy

RESULTADO DEL JUEGO - GAME SUMMARY 10



PUERTO RICO - MÉXICO



Juego suspendido por lluvia.

Game suspended due to rain.



RESUMEN DE LIDERES INDIVIDUALES INDIVIDUAL LEADERS SUMMARY (INCLUYENDO JUEGOS DEL 1 AL 10 - INCLUDING GAMES 1-10)

LIDERES OFENSIVOS - BATTING LEADERS

PLAYER	AVG	GP-GS	PA	AB	R	H	2B	3B	HRR	BI	TB	SLG	BB	HP	SO	GDP	OBP	SF	SB	CS	SH	SB-ATT
OQUENDO AYALA Jeryel PUR	.667	2-2	7	6	4	4	0	0	0	2	4	.667	0	1	0	0	.714	0	2	0	0	2-2
MELENDEZ LEON Gustav PUR	.600	2-2	8	5	3	3	0	0	0	2	3	.600	2	0	0	0	.625	1	1	0	0	1-1
ESPINAL Juan DOM	.500	3-3	11	6	2	3	0	0	0	3	3	.500	3	2	2	0	.727	0	1	0	0	1-1
GARCIA GINEL Diego A PUR	.500	2-2	7	6	2	3	0	0	0	0	3	.500	1	0	2	0	.571	0	1	0	0	1-1
ARREDONDO PEREZ Ange MEX	.444	3-3	10	9	2	4	1	0	0	3	5	.556	1	0	2	0	.500	0	0	0	0	0-0
FLORES RODRIGUEZ Jos NCA	.444	3-3	12	9	5	4	0	0	0	1	4	.444	1	1	2	0	.545	0	0	0	1	0-0
AROSTEGUI CERROS Ern NCA	.429	3-3	10	7	1	3	0	0	0	0	3	.429	1	1	0	0	.556	0	0	1	1	0-1
PENA FAJARDO Joandre VEN	.429	3-3	10	7	1	3	1	0	0	1	4	.571	3	0	2	0	.600	0	1	0	0	1-1
ROLON SANTIAGO Crist PUR	.429	2-2	7	7	1	3	1	0	0	0	4	.571	0	0	2	0	.429	0	0	0	0	0-0
VILLAREAL REYES Emil MEX	.375	3-3	10	8	4	3	0	0	0	3	3	.375	1	0	1	1	.400	1	0	0	0	0-0
GARCIA VALDEZ Karim MEX	.364	3-3	12	11	3	4	1	1	0	6	7	.636	1	0	2	0	.417	0	0	0	0	0-0
ARROYO RANGEL Aaron VEN	.333	3-3	10	9	0	3	1	0	0	3	4	.444	1	0	1	0	.400	0	0	0	0	0-0
BOLIVAR MEJIAS Mason VEN	.333	3-3	12	9	5	3	1	0	0	0	4	.444	2	1	1	0	.500	0	0	0	0	0-0
CANIZALES LOPEZ Yust MEX	.333	3-3	10	3	5	1	0	0	0	0	1	.333	7	0	0	0	.800	0	1	1	0	1-2
LOPEZ RUIZ Deyner Jo NCA	.333	3-3	9	9	4	3	0	0	0	0	3	.333	0	0	1	0	.333	0	3	0	0	3-3
UMEDA ERCOLE Enzo Yu BRA	.333	4-4	13	12	0	4	2	0	0	1	6	.500	1	0	4	0	.385	0	0	0	0	0-0
BOCACHICA ADORNO Hir PUR	.286	2-2	9	7	3	2	0	0	0	2	2	.286	1	0	2	0	.333	1	2	0	0	2-2

SLUGGING PCT (min 2.7 PA/G)

1. OQUENDO AYALA Jery, PUR	.667
2. GARCIA VALDEZ Kari, MEX	.636
3. MELENDEZ LEON Gust, PUR	.600
4. PENA FAJARDO Joand, VEN	.571
- ROLON SANTIAGO Cri, PUR	.571
6. ARREDONDO PEREZ An, MEX	.556
7. ESPINAL Juan, DOM	.500
- GARCIA GINEL Diego, PUR	.500
- UMEDA ERCOLE Enzo, BRA	.500
10. 3 Tied at	.444

ON BASE PCT (min 2.7 PA/G)

1. CANIZALES LOPEZ Yu, MEX	.800
2. ESPINAL Juan, DOM	.727
3. OQUENDO AYALA Jery, PUR	.714
4. MELENDEZ LEON Gust, PUR	.625
5. PENA FAJARDO Joand, VEN	.600
6. GARCIA GINEL Diego, PUR	.571
7. AROSTEGUI CERROS E, NCA	.556
8. FLORES RODRIGUEZ J, NCA	.545
9. 3 Tied at	.500

RUNS

1. BOLIVAR MEJIAS Mas, VEN	5
- CANIZALES LOPEZ Yu, MEX	5
- FLORES RODRIGUEZ J, NCA	5
4. GALLEGOS GONZALEZ, MEX	4
- LOPEZ RUIZ Deyner, NCA	4
- OQUENDO AYALA Jery, PUR	4
- VILLAREAL REYES Em, MEX	4
8. 7 Tied at	3

HITS

1. ARREDONDO PEREZ An, MEX	4
- FLORES RODRIGUEZ J, NCA	4
- GARCIA VALDEZ Kari, MEX	4
- OQUENDO AYALA Jery, PUR	4
- UMEDA ERCOLE Enzo, BRA	4
6. 13 Tied at	3

RBI

1. GARCIA VALDEZ Kari, MEX	6
2. ARREDONDO PEREZ An, MEX	3
- ARROYO RANGEL Aaro, VEN	3
- CAPELLAN Jsutin, DOM	3
- ESPINAL Juan, DOM	3
- RADNEY Adriel, DOM	3
- VILLAREAL REYES Em, MEX	3
8. 9 Tied at	2

DOUBLES

1. UMEDA ERCOLE Enzo, BRA	2
2. 18 Tied at	1

TRIPLES

1. GARCIA VALDEZ Kari, MEX	1
- ORTIZ Darwin, DOM	1
- RAMIREZ CARBALLO J, MEX	1
- VERDUGO GALLEGOS H, MEX	1

HOMERUNS

1. RADNEY Adriel, DOM	2
GARCES RIVERO Carl, VEN	1

STOLEN BASES

1. LOPEZ RUIZ Deyner, NCA	3
2. BOCACHICA ADORNO H, PUR	2
- OQUENDO AYALA Jery, PUR	2
- RAMIREZ CARBALLO J, MEX	2
- YUITI KIMURA Gabri, BRA	2
6. 11 Tied at	1

RESUMEN DE LIDERES INDIVIDUALES INDIVIDUAL LEADERS SUMMARY (INCLUYENDO JUEGOS DEL 1 AL 10 - INCLUDING GAMES 1-10)

LIDERES EN PITCHEO - PITCHING LEADERS

PLAYER	T	ERA	W-L	APP	GS	CG	SHO	SV	IP	H	R	ER	BB	SO	2B	3B	HR	AB	B/Avg	WP	HBP	BK
DOWNNS CAYASSO Lloyd NCA	R	0.00	1-0	1	1	0	0	0	5.0	2	0	0	1	9	1	0	0	17	.118	1	0	0
GONZALEZ AYALA Dicky PUR	R	0.00	1-0	1	1	1	0	0	7.0	3	1	0	1	4	0	0	0	25	.120	0	0	0
MARTINEZ GONZALEZ Je MEX	R	0.00	0-0	1	1	0	0	0	3.0	1	0	0	3	3	0	0	0	10	.100	0	0	0
POLANCO Pedro Luis DOM	R	0.00	2-0	2	0	0	0	0	4.0	2	0	0	4	5	0	0	0	12	.167	0	0	0
RANGEL CHAVEZ Joel MEX	R	0.00	2-0	2	0	0	0	0	3.0	1	0	0	0	2	0	0	0	10	.100	0	0	0
VARGAS HERNANDEZ Gio MEX	R	0.00	0-0	1	1	0	0	0	3.0	0	0	0	3	2	0	0	0	8	.000	0	0	0
YANO PEREIRA Lucas BRA	R	0.00	0-0	1	0	0	0	0	3.2	2	1	0	0	3	0	0	0	13	.154	1	0	0
SANCHEZ TELLEZ Saul NCA	R	1.93	0-0	2	0	0	0	0	4.2	2	1	1	2	5	1	0	1	16	.125	1	0	0
MONTE DE OCA Brayan DOM	R	3.60	0-0	1	1	0	0	0	5.0	3	3	2	3	6	1	0	0	17	.176	1	0	0
TAKEUCHI TAKAKI Will BRA	R	3.86	0-1	1	0	0	0	0	4.2	6	4	2	1	5	1	0	1	20	.300	0	2	1
LOPEZ RUIZ Deybi Alb NCA	R	4.15	1-0	2	0	0	0	0	4.1	4	3	2	2	3	1	1	0	17	.235	1	1	0
ARANGUREN HERRERA Jh VEN	R	4.50	0-0	1	1	0	0	0	6.0	6	4	3	1	3	1	0	0	22	.273	0	0	0
CRUZ DAVILA Angel Ye PUR	R	4.50	0-0	1	1	0	0	0	4.0	1	2	2	3	4	0	0	0	13	.077	0	0	0
HENRIQUE Juan DOM	R	4.50	0-0	1	1	0	0	0	4.0	4	3	2	2	8	1	0	0	17	.235	3	0	0
MARTINEZ VELASQUEZ E MEX	R	4.50	0-0	1	1	0	0	0	4.0	3	2	2	1	7	0	0	1	14	.214	2	1	0
YAMANISHI OKU Nicola BRA	R	4.76	0-1	2	1	0	0	0	5.2	4	3	3	1	6	1	0	0	21	.190	2	0	0
RIVA Johel DOM	R	5.40	0-1	2	0	0	0	0	3.1	3	4	2	2	2	2	0	0	12	.250	2	3	0

OPPOSING AVG (min 0.8 IP/G)

1. VARGAS HERNANDEZ G, MEX	.000
2. CRUZ DAVILA Angel, PUR	.077
3. MARTINEZ GONZALEZ, MEX	.100
- RANGEL CHAVEZ Joel, MEX	.100
5. DOWNNS CAYASSO Lloy, NCA	.118
6. GONZALEZ AYALA Dic, PUR	.120
7. SANCHEZ TELLEZ Sau, NCA	.125
8. YANO PEREIRA Lucas, BRA	.154
9. POLANCO Pedro Luis, DOM	.167

INNINGS PITCHED

1. GONZALEZ AYALA Dic, PUR	7.0
2. ARANGUREN HERRERA, VEN	6.0
3. YAMANISHI OKU Nico, BRA	5.2
4. DOWNNS CAYASSO Lloy, NCA	5.0
- MONTE DE OCA Braya, DOM	5.0
- SOUSA GONZALEZ Key, VEN	5.0
7. DOMINGUEZ Edison, DOM	4.2
- SANCHEZ TELLEZ Sau, NCA	4.2
- TAKEUCHI TAKAKI Wi, BRA	4.2

STRIKEOUTS

1. DOWNNS CAYASSO Lloy, NCA	9
2. HENRIQUE Juan, DOM	8
3. MARTINEZ VELASQUEZ, MEX	7
4. MONTE DE OCA Braya, DOM	6
- YAMANISHI OKU Nico, BRA	6
6. 4 Tied at	5

WINS

1. POLANCO Pedro Luis, DOM	2
- RANGEL CHAVEZ Joel, MEX	2
3. DOWNNS CAYASSO Lloy, NCA	1
- GONZALEZ AYALA Dic, PUR	1
- LOPEZ MIRANDA Jesu, MEX	1
- LOPEZ RUIZ Deybi A, NCA	1
- RIVERA PEREZ Jadie, PUR	1

SAVES

1. GARCIA NUNEZ Victo, MEX	1
- MEZA MENDOZA Jose, MEX	1
- VADO SALAS Maynor, NCA	1

GAMES

1. 12 Tied at	2
---------------	---

RESUMEN DE LIDERES INDIVIDUALES INDIVIDUAL LEADERS SUMMARY (INCLUYENDO JUEGOS DEL 1 AL 10 - INCLUDING GAMES 1-10)

LIDERES DEFENSIVOS - FIELDING LEADERS

PUTOUTS

1.	AROSTEGUI CERROS E, NCA	24
2.	RAMIREZ CARBALLO J, MEX	22
3.	LOPEZ JIRON Manuel, NCA	19
4.	ABE Katsumi, BRA	17
-	ORTIZ Darwin, DOM	17
6.	KAIZO GOHARA Djull, BRA	14
7.	ARROYO RANGEL Aaro, VEN	13
-	UMEDA ERCOLE Enzo, BRA	13
9.	PREZA RESENDEZ Emi, MEX	12
-	ROLON SANTIAGO Cri, PUR	12
11.	OZUNA Jose, DOM	11
12.	RIBEIRO TAKAHASHI, BRA	9
-	ROSA BURGOS Diego, PUR	9
-	YUDI KIKUCHI Guilh, BRA	9
15.	CAPELLAN Jsutin, DOM	8
-	ESPINAL Juan, DOM	8
-	HERRERA MORR Eduar, VEN	8
18.	2 Tied at	7

ASSISTS

1.	FLORES RODRIGUEZ J, NCA	10
2.	URBINA OROZCO Juan, NCA	8
-	VERDUGO GALLEGOS H, MEX	8
4.	GARCES RIVERO Carl, VEN	7
-	GARCIA GINEL Diego, PUR	7
6.	AGUILAR SOSA Alian, VEN	6
7.	ARREDONDO PEREZ An, MEX	4
-	GARCIA VALDEZ Kari, MEX	4
-	RAMIREZ CARBALLO J, MEX	4
-	RIBEIRO TAKAHASHI, BRA	4
11.	BOCACHICA ADORNO H, PUR	3
-	FELIZ Angel, DOM	3
-	HERRERA MORR Eduar, VEN	3
-	LOPEZ RUIZ Deyner, NCA	3
-	TAKEUCHI TAKAKI Wi, BRA	3
-	YAMASHITA BUIM Edu, BRA	3
17.	8 Tied at	2

ERRORS

1.	HERRERA MORR Eduar, VEN	3
-	TAKEUCHI TAKAKI Wi, BRA	3
-	YUKI TAO Enzo, BRA	3
4.	ARANGUREN HERRERA, VEN	2
-	GARCIA VALDEZ Kari, MEX	2
-	GAXIOLA ZAZUETA Al, MEX	2
-	RIVAS Yensi, DOM	2
-	UEMURA DE OLIVEIRA, BRA	2
-	VOLQUEZ Fabelin, DOM	2
10.	24 Tied at	1

CAUGHT STEALING

1.	RAMIREZ CARBALLO J, MEX	2
2.	ABE Katsumi, BRA	1
-	AROSTEGUI CERROS E, NCA	1
-	ARROYO RANGEL Aaro, VEN	1

ESTADÍSTICAS POR EQUIPO TEAM'S STATS RANKING (INCLUYENDO JUEGOS DEL 1 AL 10 - INCLUDING GAMES 1-10)

BATTING - BATEO

TEAM	AVG	G	AB	R	H	2B	3B	HR	RBI	TB	SLG%	BB	HP	SO	GDP	OB%	SF	SH	SB-ATT
Puerto Rico	.351	2	57	19	20	2	0	0	10	22	.386	8	3	13	1	.443	2	0	7-7
Mexico	.279	3	68	28	19	3	3	0	17	28	.412	22	1	16	1	.452	2	1	3-4
Dominican Republic	.241	3	79	18	19	4	1	2	14	31	.392	12	6	28	1	.381	0	0	2-4
Nicaragua	.233	3	73	15	17	4	0	0	9	21	.288	8	5	18	1	.345	1	5	4-5
Venezuela	.164	3	73	10	12	4	0	1	7	19	.260	16	1	23	1	.319	1	0	3-4
Brazil	.156	4	96	9	15	3	0	0	7	18	.188	12	2	27	2	.264	0	0	3-3
TOTALS	.229	9	446	99	102	20	4	3	64	139	.312	78	18	125	7	.361	6	6	22-27

PITCHING - PITCHEO

TEAM	ERA	W-L	SV	IP	GS	CG	SHO	H	R	ER	BB	SO	2B	3B	HR	AB	B/Avg	WP	HP	BK	I	B	SHA	SFA
Puerto Rico	2.00	2-0	0	14.0	2	1	0	7	5	4	5	12	1	0	0	49	.143	0	0	0	0	0	0	1
Mexico	2.21	3-0	2	19.0	3	0	0	8	6	6	13	26	0	0	1	64	.125	7	3	0	0	0	0	
Nicaragua	2.80	2-1	1	20.0	3	0	0	17	12	8	10	24	5	1	1	79	.215	4	2	0	1	0	0	
Dominican Republic	3.33	2-1	0	21.0	3	0	0	16	16	10	14	25	6	0	0	78	.205	7	4	0	0	2	1	
Venezuela	7.00	0-3	0	18.0	3	0	0	23	22	18	12	14	4	1	0	71	.324	9	5	1	0	4	1	
Brazil	9.24	0-4	0	25.0	4	0	0	31	38	33	24	24	4	2	1	105	.295	16	4	1	0	0	3	
TOTALS	4.73	9-9	3	117.0	18	1	0	102	99	79	78	125	20	4	3	446	.229	43	18	2	1	6	6	

DEFENSE - DEFENSA

TEAM	C	PO	A	E	DP	FLD%	CSB	SBA	SBA%	CI	PB
Puerto Rico	58	42	14	2	1	.966	0	0	0	0	0
Mexico	86	57	24	5	2	.942	2	2	.500	0	1
Dominican Republic	87	63	14	10	2	.885	0	3	1.000	0	1
Nicaragua	87	60	22	5	1	.943	1	4	.800	0	1
Venezuela	87	54	22	11	4	.874	1	4	.800	0	0
Brazil	105	75	18	12	0	.886	1	9	.900	0	0
TOTALS	510	351	114	45	10	.912	5	22	.815	0	3

ABREVIATURAS - ABBREVIATIONS (EN ORDEN ALFABÉTICO - IN ALPHABETICAL ORDER)

OFENSIVA - HITTING			PITCHEO - PITCHING		
2B	Doubles	Dobles	2B	Doubles allowed	Dobles permitidos
3B	Triples	Triples	3B	Triples allowed	Triples permitidos
AB	At bats	Veces al bate	AB	At bats	Veces al bate
AVG	Batting average	Average de bateo	B/Avg	Opponent batting average	Average de bateo de los oponentes
BB	Base on balls	Base por bolas	BK	Balk	Balk
GDP	Grounded into double plays	Batazo para Doble Play	BB	Base on balls allowed	Bases por bolas concedidas
G	Games played	Juegos jugados	CG	Complete games	Juegos completo
H	Hits	Hits conectados	ER	Earned runs allowed	Carreras limpias permitidas
HP	Hit by pitch	Golpeado por el lanzador	ERA	Earned run average	Promedio de efectividad
HR	Homeruns	Cuadrangulares	IBB	Intentional base on balls allowed	Bases por bolas intencionales
IBB	Intentional base on balls	Base por bolas intencional	GP	Games pitched	Juegos lanzados
OB%	On base percentage	Promedio de embasado	GS	Games started	Juegos Iniciados
R	Runs scored	Carreras anotadas	H	Hits allowed	Hits permitidos
RBI	Runs batted in	Carreras impulsadas	HP	Hit by pitch	Golpeados por el lanzamiento
SB /ATT	Stolen bases / SB attempts	Bases Robadas / Intentos de robo	HR	Home runs allowed	Cuadrangulares permitidos
SF	Sacrifice flies	Sacrificio Fly	IP	Innings played	Entradas lanzadas
SH	Sacrifice hits	Toque de sacrificio	R	Runs allowed	Carreras permitidas
SLG%	Slugging percentage	Average de slugging	SO	Strikeouts	Ponches propinados
SO	Strikeouts	Ponches	SFA	Sacrifice flies allowed	Sacrificios fly permitidos
TB	Total bases	Total de bases alcanzadas por hit	SHA	Sacrifice hits allowed	Toques de sacrificio permitidos
			SHO	Shutouts / Combination shutouts	Blanqueos / Blanqueos combinados
			SV	Saves	Juegos salvados
			W-L	Wins/Losses	Juegos ganados/Perdidos
			WP	Wild pitches	Wild pitches

DEFENSA - FIELDING

A	Assists	Asistencias
C	Chances	Total de lances
CI	Catcher's interference	Interferencia del receptor
CSB	Caught stealing (by pitcher and catcher)	Atrapado robando (del lanzador y del receptor)
DP	Double plays participated in	Participaciones en doble play
E	Errors	Errores
FLD%	Fielding percentage	Promedio de defensa
PB	Passed balls (catcher)	Passed ball (receptor)
PO	Putouts	Outs (Eliminaciones)
SBA	Stolen bases allowed (pitcher and catcher)	Robos permitidos (lanzador y receptor)
SBA%	Stolen bases against percentage (pitcher and catcher)	Promedio de robos permitidos (lanzador y receptor)