



U-15 EUROPEAN BASEBALL CHAMPIONSHIP 2021

<https://www.wbsceurope.org/en/events/2021-u-15-european-baseball-championship/home>

Daily Report 2

22nd July 2021



Schedule & Results

Game	At time	Ballpark	Pool	Home team	Visiting team	Final Score	Inn
Wednesday 21st July							
04	11:00	Trnava	B	Netherlands	Austria	15 - 0	4
02	16:00	Trnava	B	Italy	Slovakia	12 - 1	5
01	19:00	MBS	A	Germany	France	5 - 6	7
Thursday 22nd July							
05	11:00	Trnava	B	Austria	Italy	1 - 15	6
08	16:00	Trnava	B	Slovakia	Netherlands	1 - 15	5
07	19:00	MBS	A	France	Czech Republic	3 - 19	5
Friday 23rd July							
10	11:00	Trnava	B	Italy	Netherlands	-	
11	16:00	Trnava	B	Austria	Slovakia	-	
09	19:00	MBS	A	Czech Republic	Germany	-	
Saturday 24th July							
14	11:00	Hrosi	RL	A3	B4	-	
16	15:30	Hrosi	SF	B1	A2	-	
15	19:00	MBS	SF	A1	B2	-	
Sunday 25th July							
19	11:00	Hrosi	RL	A3	B3	-	
18	15:00	MBS	3rd	L15	L16	-	
20	19:00	MBS	Fi	W15	W16	-	

In each game the home team is named first

Standing – Group A

Pos	Team	GP	WO	LO	AVG	GB
1	Czech Republic (CZE)	1	1	0	1.000	0
2	France (FRA)	2	1	1	.500	0.5
3	Germany (GER)	1	0	1	.000	1

Standing – Group B

Pos	Team	GP	WO	LO	AVG	GB
1	Netherlands (NED)	2	2	0	1.000	0
2	Italy (ITA)	2	2	0	1.000	0
3	Austria (AUT)	2	0	2	.000	2
4	Slovakia (SVK)	2	0	2	.000	2

Game Summary 05

Austria (AUT) – Italy (ITA)
1 – 15



Jul 22, 2021 at STU Angels Trnava (SVK)

Italy.....022 218 - 15 15 2
Austria.....100 000 - 1 2 4

Italy 15

PLAYER	AB	R	H	BI	2B	3B	HR	BB	SB	CS	HP	SH	SF	SO	IBB	KL	GDP	PO	A	E
MAZZANTI Riccardo cf	5	2	2	0	0	0	0	0	0	0	0	0	0	0	0	0	0	0	0	0
BARBONA Lorenzo 2b	3	1	1	0	0	0	0	1	0	0	1	0	0	0	0	0	0	1	3	0
CORNELLI Edoardo ss	3	3	2	3	0	1	0	1	0	0	0	0	1	0	0	0	0	4	1	2
BERNARDIS Mattia lf	4	2	2	2	0	1	0	1	0	0	0	0	0	0	0	0	0	0	0	0
TASCHIN Giacomo 1b	5	1	3	2	1	0	0	0	0	0	0	0	0	0	0	0	0	7	0	0
DI PERSIA Daniele 3b	2	1	1	1	1	0	0	0	0	0	0	0	0	1	0	0	0	0	5	0
CASADIO Matteo ph/3b	1	0	0	0	0	0	0	0	0	0	1	0	0	0	0	0	0	0	0	0
MAGNANI Luca rf	3	1	2	1	0	0	0	0	1	0	0	0	0	0	0	0	0	0	0	0
GALLO Francesco rf	2	1	1	2	0	1	0	0	0	0	0	0	0	0	0	0	0	0	0	0
SABATINI Filippo c	2	0	0	0	0	0	0	0	0	0	0	0	0	0	0	0	0	4	1	0
LUGLI Davide c	0	1	0	0	0	0	0	1	1	0	1	0	0	0	0	0	0	2	0	0
PELLEGRINI Edoardo p	0	0	0	0	0	0	0	1	0	0	0	0	0	0	0	0	0	0	0	0
FRANCINI Daniel p	0	1	0	0	0	0	0	0	0	0	1	0	0	0	0	0	0	0	0	0
SQUARCIA Riccardo p	0	0	0	1	0	0	0	0	0	0	0	0	1	0	0	0	0	0	0	0
CASSINI Duccio ph/p	1	1	1	0	0	0	0	0	0	0	0	0	0	0	0	0	0	0	1	0
Totals	31	15	15	12	3	3	0	5	2	0	4	0	3	0	0	0	0	18	11	2

Austria 1

PLAYER	AB	R	H	BI	2B	3B	HR	BB	SB	CS	HP	SH	SF	SO	IBB	KL	GDP	PO	A	E
ASTNER Moritz rf/cf/p	2	1	0	0	0	0	0	2	1	0	0	0	0	1	0	0	0	2	1	0
RAUNIGGER Jan lf/p/lf/ss	3	0	0	0	0	0	0	0	0	0	0	0	0	3	0	1	0	4	0	2
KAMPICHLER Moritz p/p/2b	0	0	0	0	0	0	0	0	0	0	0	0	0	0	0	0	0	0	0	0
WEINWURM Anatol cf/ss	1	0	1	0	0	0	0	1	0	0	1	0	0	0	0	0	0	3	0	0
HOLDHAUS Luca ss/c	2	0	0	0	0	0	0	1	0	0	0	0	0	0	0	0	0	1	0	0
RAIMANN Clemens p/lf/3b	3	0	1	1	0	0	0	0	0	0	0	0	0	0	0	0	0	2	0	1
PAMPERL Willi 3b	1	0	0	0	0	0	0	0	0	0	0	0	0	0	0	0	0	1	1	0
KERLE Paul Kingston p/p	1	0	0	0	0	0	0	0	0	0	0	0	0	1	0	0	0	0	0	0
SPITZHORN Theodor ph/rf	1	0	0	0	0	0	0	0	0	0	0	0	0	0	0	0	0	0	0	1
EISENHELD David lb	2	0	0	0	0	0	0	0	1	1	1	0	0	0	0	0	0	4	0	0
MAUERSICH Yuna c	0	0	0	0	0	0	0	2	0	0	0	0	0	0	0	0	0	0	0	0
MIKSCH David pr/lf	1	0	0	0	0	0	0	0	0	0	0	0	0	0	0	0	0	0	0	0
FOSSINGER Nico 2b/p	1	0	0	0	0	0	0	1	0	0	0	0	0	1	0	0	0	1	1	0
MULLER Maximilian cf	1	0	0	0	0	0	0	0	0	0	0	0	0	0	0	0	0	0	0	0
Totals	19	1	2	1	0	0	0	7	2	1	2	0	0	6	0	1	1	18	3	4

Italy	IP	H	R	ER	BB	SO	WP	HP	BK	IBB	SH	SF	2B	3B	HR	AB	BF	FO	GO	NP
PELLEGRINI Edoardo	1.0	1	1	1	4	1	0	1	0	0	0	0	0	0	0	3	8	0	1	37
FRANCINI Daniel W,1-0	2.2	0	0	0	0	4	0	1	0	0	0	0	0	0	0	7	8	1	2	35
SQUARCIA Riccardo	1.1	1	0	0	3	1	0	0	0	0	0	0	0	0	0	6	9	1	2	42
CASSINI Duccio	1.0	0	0	0	0	0	0	0	0	0	0	0	0	0	0	3	3	0	3	12

Austria	IP	H	R	ER	BB	SO	WP	HP	BK	IBB	SH	SF	2B	3B	HR	AB	BF	FO	GO	NP
RAIMANN Clemens L,0-1	1.1	2	2	1	3	0	0	0	0	0	0	0	2	0	0	6	9	1	3	37
RAUNIGGER Jan	1.1	2	2	2	0	0	0	0	0	0	0	1	0	1	0	5	6	2	2	20
KERLE Paul Kingston	2.1	5	3	3	0	0	1	2	0	0	0	2	0	0	0	10	14	6	1	35
KAMPICHLER Moritz	0.1	3	5	3	1	0	1	0	0	0	0	0	0	1	0	5	6	1	0	17
FOSSINGER Nico	0.1	2	3	0	1	0	0	1	0	0	0	0	0	1	0	3	5	0	1	22
ASTNER Moritz	0.1	1	0	0	0	0	0	1	0	0	0	0	1	0	0	2	3	0	1	14

Umpires: HP-Mojmir Jankovic (SVK), 1B-Alessia Cicconi (ITA)

Scorers: Lucia Chrvalová (SVK), Pavol Mozola (SVK)

TC: Paul BOKERN (NED)

Start: 11:01 Time: 2:50 Attendance: 64 Weather: Sunny

Game Summary 08

Slovakia (SVK) – Netherlands (NED)
1 – 15



Jul 22, 2021 at STU Angels Trnava (SVK)

Netherlands.....512 52 - 15 13 0
Slovakia.....001 00 - 1 1 3

Netherlands 15

PLAYER	AB	R	H	BI	2B	3B	HR	BB	SB	CS	HP	SH	SF	SO	IBB	KL	GDP	PO	A	E
MERCADO REYES Tyrell cf	4	3	3	1	0	1	0	0	1	0	0	0	0	0	0	0	0	2	0	0
MONTENEGRO ESPINOZA 2b	2	1	2	2	0	0	0	1	0	0	0	0	1	0	0	0	0	0	1	0
WILLEM Lorenzo 2b	0	0	0	0	0	0	0	0	0	0	0	0	0	0	0	0	0	0	1	0
FRANKA Amarenio ss	3	1	0	0	0	0	0	0	0	0	1	0	0	0	0	0	0	1	0	0
OSTIANA Junairo lb	2	2	1	1	0	1	0	1	0	0	0	0	0	0	0	0	0	3	1	0
WARD Otis ph	0	1	0	0	0	0	0	1	0	0	0	0	0	0	0	0	0	0	0	0
BOEDHOE DSmani lf	3	2	2	1	1	0	0	0	0	0	0	0	0	0	0	0	0	0	0	0
VAN GENDEREN Moos lf	1	1	1	0	0	0	0	0	0	0	0	0	0	0	0	0	0	0	0	0
PIETERNELLA Keegan 3b	2	1	1	0	0	0	0	0	1	0	0	0	0	0	0	0	0	0	0	0
VAN ATTEN Jayden ph/3b	2	1	0	0	0	0	0	1	0	0	0	0	1	0	1	0	0	0	0	0
BEERMAN Jamie rf/lb	2	1	1	4	0	0	0	0	1	0	0	0	2	0	0	0	0	1	0	0
PATIST Jorrit c	4	0	2	4	0	0	0	0	0	0	0	0	0	0	0	0	0	7	1	0
IMMING Tobias p	1	0	0	0	0	0	0	1	0	0	0	0	0	0	0	0	0	1	0	0
HELMS Thijs p	1	1	0	0	0	0	0	1	1	0	0	0	0	1	0	1	0	0	0	0
SCHOLTE Tim p	0	0	0	0	0	0	0	0	0	0	0	0	0	0	0	0	0	0	0	0
Totals	27	15	13	13	1	2	0	5	5	0	1	0	3	2	0	2	0	15	4	0

Slovakia 1

PLAYER	AB	R	H	BI	2B	3B	HR	BB	SB	CS	HP	SH	SF	SO	IBB	KL	GDP	PO	A	E
CHRVALA Samuel 2b	3	1	1	0	0	0	0	0	0	0	0	0	0	0	0	0	0	2	1	0
NESPALA Nikolas lf/cf	2	0	0	0	0	0	0	1	0	0	0	0	0	1	0	1	0	1	0	0
FANSOVIS Jan 3b	0	0	0	0	0	0	0	2	1	0	0	0	0	0	0	0	0	1	2	1
UHNAVY Matej cf	2	0	0	1	0	0	0	0	0	0	0	0	0	0	0	0	0	2	0	0
TUSINSKY Nicholas lf	0	0	0	0	0	0	0	0	0	0	0	0	0	0	0	0	0	0	0	0
ZRUBEC Filip c	0	0	0	0	0	0	0	0	0	0	1	0	0	0	0	0	0	0	0	0
SUCHOS Michal c	1	0	0	0	0	0	0	0	0	0	0	0	0	1	0	0	0	0	0	0
BORIS Filip c	0	0	0	0	0	0	0	0	0	0	0	0	0	0	0	0	0	2	0	0
DEaK Samuel lb	2	0	0	0	0	0	0	0	0	0	0	0	0	1	0	0	0	5	0	1
MASaC Slavomir lb	0	0	0	0	0	0	0	0	0	0	0	0	0	0	0	0	0	0	1	0
ATKINSON Damon p	1	0	0	0	0	0	0	0	0	0	0	0	0	0	0	0	0	0	0	0
BALOGH Tobias	1	0	0	0	0	0	0	0	0	0	0	0	0	1	0	0	0	0	0	0
MESIAR Patrik ss	1	0	0	0	0	0	1	0	1	0	0	0	1	0	0	0	0	0	0	0
VRSDaK Maximilian rf	2	0	0	0	0	0	0	0	0	0	0	0	0	2	0	1	0	1	0	1
KRISAN Jakub p	0	0	0	0	0	0	0	0	0	0	0	0	0	0	0	0	0	0	0	0
BINOVEC Michal p	0	0	0	0	0	0	0	0	0	0	0	0	0	0	0	0	0	0	0	0
Totals	15	1	1	1	0	0	0	4	1	1	1	0	0	7	0	2	0	15	3	3

Netherlands	IP	H	R	ER	BB	SO	WP	HP	BK	IBB	SH	SF	2B	3B	HR	AB	BF	FO	GO	NP
IMMING Tobias	2.1	1	1	1	3	2	0	1	0	0	0	0	0	0	0	7	11	2	2	46
SCHOLTE Tim	0.0	0	0	0	1	0	1	0	0	0	0	0	0	0	0	0	1	0	0	4
HELMS Thijs W,1-0	2.2	0	0	0	0	5	0	0	0	0	0	0	0	0	0	8	8	1	2	29

Slovakia	IP	H	R	ER	BB	SO	WP	HP	BK	IBB	SH	SF	2B	3B	HR	AB	BF	FO	GO	NP
ATKINSON Damon L,0-1	2.0	5	6	6	1	0	1	1	0	0	0	2	0	0	0	9	13	5	1	40
BALOGH Tobias	1.0	3	2	2	2	0	0	0	1	0	0	1	1	0	0	5	8	2	1	35
KRISAN Jakub	0.2	1	4	0	1	0	1	0	0	0	0	0	1	0	5	6	0	2	24	
BINOVEC Michal	1.1	4	3	2	1	2	0	0	0	0	0	0	1	0	8	9	1	1	36	

Umpires: HP-Marco EINWALLER (AUT), 1B-Alessia Cicconi (ITA)
Scorers: Pavol Mozola (SVK), Petra Vlčeková (SVK)
TC: Christian Sengeleitner (GER)
Start: 16:03 Time: 1:55 Attendance: 170 Weather: Sunny

Game Summary 07

France (FRA) – Czech Republic (CZE)
3 – 19

Jul 22, 2021 at MBS Brno (CZE)

Czech Republic.....228 16 - 19 15 2
France.....002 01 - 3 3 1

Czech Republic 19

PLAYER	AB	R	H	BI	2B	3B	HR	BB	SB	CS	HP	SH	SF	SO	IBB	KL	GDP	PO	A	E
KUBICEK Filip ss	3	4	2	0	0	1	0	3	0	0	0	0	0	0	0	0	0	1	1	1
VENTRUBA Vojtech 2b	2	4	2	2	0	0	2	2	0	0	0	0	0	0	0	0	0	1	1	1
PREJDA Max ph/2b	2	0	1	0	0	0	0	0	0	0	0	0	0	0	0	0	0	0	0	0
MORAVEC Jaroslav c	1	2	1	0	0	0	0	0	0	0	4	0	0	0	0	0	0	1	1	0
DERGANZ Lukas c	0	0	0	0	0	0	0	0	0	0	0	0	0	0	0	0	0	2	0	0
KOZEL Jan p/rf	4	2	2	4	0	0	0	1	1	0	0	0	0	1	0	0	0	1	0	0
SOLDAN Mikulas cf	5	2	2	1	0	0	0	0	0	0	0	0	0	0	0	0	0	1	0	0
FIALA Patrik 1b	2	2	2	2	0	0	2	0	0	1	0	0	0	0	0	0	0	5	0	0
MALY Michal rf	2	1	1	1	0	0	1	1	0	0	0	0	1	0	0	0	0	0	0	0
FEJT Jan p	0	0	0	0	0	0	0	0	0	0	0	0	0	0	0	0	0	0	0	0
LUKES Max p	0	0	0	1	0	0	0	1	0	0	0	0	0	0	0	0	0	0	0	0
CEVELA Jakub ph	0	0	0	0	0	0	1	0	0	0	0	0	0	0	0	0	0	0	0	0
MUCK Adrian pr	0	1	0	0	0	0	0	0	0	0	0	0	0	0	0	0	0	0	0	0
NOVOTNY Matyas p	0	0	0	0	0	0	0	0	0	0	0	0	0	0	0	0	0	0	0	0
EL GHANNAMOVA Kristy lf	4	1	1	1	0	0	0	1	0	1	0	0	0	0	0	0	0	3	0	0
KREJCI Jonas 3b	2	0	0	2	0	0	0	1	0	0	0	0	1	0	0	0	0	0	1	0
KRECEK David ph/3b	1	0	1	2	1	0	0	0	0	0	0	0	0	0	0	0	0	0	0	0
Totals	28	19	15	16	1	1	0	12	5	0	6	0	1	2	0	0	0	15	4	2

France 3



PLAYER	AB	R	H	BI	2B	3B	HR	BB	SB	CS	HP	SH	SF	SO	IBB	KL	GDP	PO	A	E
BOUVRY Renaud rf	3	0	0	0	0	0	0	0	0	0	0	0	0	1	0	0	1	0	0	0
SAUMANDE Arthur rf	1	0	0	0	0	0	0	0	0	0	0	0	0	0	0	0	0	0	0	0
BAISSE-DEPONTIEU Elo cf	3	1	0	0	0	0	0	0	0	0	0	0	0	0	0	0	0	0	1	0
BRIONES Esteban 1b	1	0	0	0	0	0	2	0	0	0	0	0	0	0	0	0	0	1	1	0
RIEP Florent 3b	1	1	0	0	0	0	2	0	0	0	0	0	0	0	0	0	0	5	0	0
RIOUX Theo 2b	2	1	1	0	0	0	0	1	0	0	0	0	0	0	0	0	0	3	0	1
PREVOST Matheo ss	2	0	0	1	0	0	0	0	0	0	0	0	1	1	0	1	0	0	0	0
GARCIA Theo c	0	0	0	0	0	0	2	0	0	0	0	0	0	0	0	0	0	3	0	0
PIERRE Matteo c	1	0	1	1	1	0	0	0	0	0	0	0	0	0	0	0	0	0	0	0
DUQUENOY Ethan p	0	0	0	0	0	0	1	0	0	0	0	0	0	0	0	0	0	0	1	0
GONZALES Edmond p	0	0	0	0	0	0	0	0	0	0	0	0	0	0	0	0	0	0	0	0
PROUST Maxendre p	0	0	0	0	0	0	0	0	0	0	0	0	0	0	0	0	0	0	0	0
BERNARDELLI Kylian p	0	0	0	1	0	0	0	1	0	0	0	0	0	0	0	0	0	0	0	0
COSTE Arthur p	0	0	0	0	0	0	0	0	0	0	0	0	0	0	0	0	0	0	0	0
OLUJIC Maxime p	0	0	0	0	0	0	0	0	0	0	0	0	0	0	0	0	0	0	0	0
TERNANT Achille lf	1	0	1	0	0	0	0	0	0	0	0	0	0	0	0	0	0	0	0	0
TISCA Raphael lf/p	3	0	0	0	0	0	0	0	0	0	0	0	0	1	0	0	0	3	0	0
Totals	18	3	3	3	1	0	0	9	0	0	0	0	1	3	0	1	1	15	3	1

Czech Republic	IP	H	R	ER	BB	SO	WP	HP	BK	IBB	SH	SF	2B	3B	HR	AB	BF	FO	GO	NP
KOZEL Jan	2.0	1	0	0	4	0	0	0	0	0	0	0	0	0	0	6	10	3	2	42
FEJT Jan	0.2	0	2	0	4	0	1	0	0	0	0	1	0	0	0	2	7	2	0	36
LUKES Max W,1-0	1.1	0	0	0	1	1	0	0	0	0	0	0	0	0	0	4	5	2	1	20
NOVOTNY Matyas	1.0	2	1	0	0	2	0	0	0	0	0	0	1	0	0	6	6	1	0	25

France	IP	H	R	ER	BB	SO	WP	HP	BK	IBB	SH	SF	2B	3B	HR	AB	BF	FO	GO	NP
DUQUENOY Ethan L,0-1	2.0	3	4	4	3	1	2	3	0	0	0	0	0	1	0	8	14	2	2	61
GONZALES Edmond	0.1	4	5	5	1	0	0	0	0	0	0	1	0	0	0	4	6	1	0	18
PROUST Maxendre	0.0	2	3	3	2	0	0	1	0	0	0	0	0	0	0	2	5	0	0	24
BERNARDELLI Kylian	1.2	3	1	1	2	1	0	0	0	0	0	0	0	0	0	8	10	4	0	34
COSTE Arthur	0.2	2	4	4	1	0	0	1	0	0	0	0	0	0	0	4	6	1	1	24
OLUJIC Maxime	0.0	1	2	2	0	1	1	1	0	0	0	1	0	0	1	4	4	0	0	14
TISCA Raphael	0.1	0	0	0	1	0	0	0	0	0	0	0	0	0	1	2	1	0	6	

Umpires: HP-Franck BENASSEUR (FRA), 1B-Tomas SPILAUER (CZE)
Scorers: Jan OBRTLIK (CZE), Matěj Neděla (CZE)
TC: Tomáš ADAMEC (CZE)
Start: 19:04 Time: 2:47 Attendance: 255 Weather: Clear

Pitch count and mandatory rest chart

- 3 = number of pitches
 = allowed to pitch
 = mandatory rest day(s) according to CEB competition rules


Shirt #	Name	Team	Day 1 21.07.	Day 2 22.07.	Day 3 23.07.	Day 4 24.07.	Day 5 25.07.
16	ASTNER Moritz	AUT		14			
31	FOSSINGER Nico	AUT		22			
90	KAMPICHLER Moritz	AUT		17			
11	KERLE Paul Kingston	AUT		35			
25	MULLER Maximilian	AUT	34				
33	PAMPERL Willi	AUT	13				
32	RAIMANN Clemens	AUT		37	X		
23	RAUNIGGER Jan	AUT		20			
6	SCHEICHER Klaus	AUT	46	X			
48	WEINWURM Anatol	AUT	40	X			
2	FEJT Jan	CZE		36	X		
39	KOZEL Jan	CZE		42	X		
20	LUKES Max	CZE		20			
63	NOVOTNY Matyas	CZE		25			
9	BERNARDELLI Kylian	FRA		34			
27	BRIONES Esteban	FRA	80	X	X	X	
39	COSTE Arthur	FRA		24			
33	COUVREUR Ben	FRA	66	X	X	X	
35	DUQUENOY Ethan	FRA		61	X	X	
3	GONZALES Edmond	FRA		18			
23	OLUJIC Maxime	FRA		14			
7	PROUST Maxendre	FRA		24			
21	TISCA Raphael	FRA		6			
23	APFELBAUM Tom	GER	20				
19	HOFF Paul	GER	78	X	X	X	
11	VOGT Jan-Luca	GER	26				
9	CASSINI Duccio	ITA		12			
5	GIOVANARDI Alex	ITA	37	X			
2	FRANCINI Daniel	ITA		35			
27	MARELLI Matteo	ITA	26				

22	PELLEGRINI Edoardo	ITA		37	X		
17	SQUARCIA Riccardo	ITA		42	X		
13	TASCHIN Giacomo	ITA	13				
24	HELMS Thijs	NED		29			
23	IMMING Tobias	NED		46	X		
12	KUIJER Tristan	NED	23				
7	SCHOLTE Tim	NED		4			
16	VERKRUIJSSEN Kimi	NED	31				
2	ATKINSON Damon	SVK		40	X		
16	BALOGH Tobias	SVK		35			
12	BINOVEC Michal	SVK		36	X		
13	DEAK Samuel	SVK	64	X	X		
6	KRIZAN Jakub	SVK	32	24	X		
9	SAMSON Maxim	SVK	25				

Technical Appointments

Friday 23rd July

Game	At time	Venue	Pool	Home team			Visiting team
10	11:00	Trnava	B	Italy (ITA)			Netherlands (NED)
Umpires:		Mojmir Jankovic (SVK)		Marco Einwaller (AUT)			
Scorers:		Lucia Chrvalova (SVK)		Petra Vlcekova (SVK)			
T.C.:		Christian Sengeleitner (GER)					

Game	At time	Venue	Group	Home team			Visiting team
11	16:00	Trnava	B	Austria (AUT)			Slovakia (SVK)
Umpires:		Alessia Cicconi (ITA)		Marco Einwaller (AUT)			
Scorers:		Martina Kovacsova (SVK)		Pavol Mozola (SVK)			
T.C.:		Paul Bokern (NED)					

Game	At time	Venue	Group	Home team			Visiting team
09	19:00	MBS	A	Czech Republic (CZE)			Germany (GER)
Umpires:		Tomas Spilauer (CZE)		Franck Benasseur (FRA)			
Scorers:		Matej Nedela (CZE)		Jan Obrtlik (CZE)			
T.C.:		Stephen Lesfargues (FRA)					

Abbreviations

HITTING	FIELDING
2B Doubles	A Assists
3B Triples	C Chances
AB At bats	CI Catcher's interference
AVG Batting average	CSB Caught stealing by (pitcher and catcher)
BB Base on balls	DPs Double plays participated in
GPD Grounded into double plays	E Errors
GP / GS Games played / Games started	FLD% Fielding percentage
H Base hits	PB Passed balls (catcher)
HBP Hit by pitch	PO Putouts
HR Home runs	SBA Stolen bases allowed (pitcher and catcher)
IBB Intentional base on balls	SBA% Stolen bases against percentage (pitcher and catcher)
OB% On base percentage	
R Runs scored	
RBI Runs batted in	
SB / ATT Stolen bases / Stolen bases attempts	
SF Sacrifice flies	
SH Sacrifice hits	
SLG% Slugging percentage	
SO Strikeouts	
TB Total bases	
PITCHING	ANALYSIS STATISTICS
2B Doubles allowed	vs Left Avg against left-handed pitchers
3B Triples allowed	vs Right Avg against right-handed pitchers
AB At bats	rch by leadoff Avg when leading off an inning
APP / GS Appearances / Game starts	with 2 outs Avg when batting with 2 outs
B/Avg Opponent batting average	w/runners on Avg when batting with runners on base
BB Base on balls allowed	w/bases empty Avg when batting with bases empty
BF Batters faced	RBI ops Avg when batting with runners on 2nd or 3rd base
IBB Intentional base on balls allowed	Gnd out Number of ground outs (includes SACs, but not errors)
BK Balk	Fly out Number of fly outs (includes SFs, but not errors)
CG Complete games	Fly / Gnd Fly outs to ground outs ratio
ER Earned runs allowed	pinch hitting Avg as pinch hitter
ERA Earned run average	with runners in scoring pos Avg when batting with runners in scoring positions
FO Fly outs	w/rnr on 3rd and LT 2 outs Avg when batting with runner on third base and less than 2 outs
GO Ground outs	with 2 outs Avg when batting with 2 outs
H Hits allowed	2 out rbi Runs batted in with 2 outs
HBP Hit by pitch	success advancing rns Success advancing runners
HR Home runs allowed	#nrns adv w/out Number of times batter made an out and advanced at least 1 runner
IP Innings played	rns lob Number of runners left on base by last batter of inning
R Runs allowed	rch err Reach first base on error
SFA Sacrifice flies allowed	rch fc Reach first base on fielder's choice
SHA Sacrifice hits allowed	kl Strikeouts look
SHO/CHO Shutouts / Combination shutouts	
SO Strikeouts	
SV Saves	
W/L Wins/Losses	
WP Wild pitches	