



FINAL

APRIL 13, 2025

DAILY REPORT REPORTE DIARIO

@WBSC #BaseballChampionsLeague



SANTA MARIA
PIRATES



LEÑADORES
DE LAS TUNAS



KANE COUNTY
COUGARS



TITANES
DE FLORIDA



TIGRES
DE CHINANDEGA
DE NICARAGUA



DIABLOS ROJOS
DEL MÉXICO

FINAL TEAMS' RANKING POSICIÓN FINAL DE LOS EQUIPOS

1



DIABLOS ROJOS DEL MÉXICO

2



LEÑADORES DE LAS TUNAS

3



KANE COUNTY COUGARS

4



SANTA MARÍA PIRATES

5



TIGRES DE CHINANDEGA

6



TITANES DE FLORIDA

OFFICIALS – OFICIALES

TECHNICAL COMMISSION - COMISIÓN TÉCNICA

Technical Director – Director Técnico:  Shari REINIGER (CAN)

 Frank MARCOS (USA)

 José SERRANO (CRC)


UMPIRES – ÁRBITROS

Umpire Director – Director de Árbitros:  Edgar ESTIVISON (PAN)

 Alexis ALFARO (MEX)

 Delfín COLÓN (PUR)

 Chris GRAHAM (CAN)

 Julio MOLINA (PAN)

 Rafael RAMÍREZ (MEX)

 David SOLIS (MEX)

 Carlos LEÓN (MEX)

OFFICIAL SCORERS – ANOTADORES OFICIALES

Scorers Director – Director de Anotadores:  Oscar IZAGUIRRE (VEN)

 Gabriel ALMARAZ (MEX)

 Rodrigo ALMARAZ (MEX)

 Luis MATSUO (MEX)



ROSTER



DIABLOS ROJOS DEL MÉXICO

MEX

#	LAST NAMES	NAMES	POS	DOB	B	T	WT	HT
5	RONDON HIDALGO	Jose Gregorio	IF	1994-03-03	R	R	98	186
8	SEPULVEDA SALAZAR	Carlos Alan	IF	1996-08-27	R	L	77	178
9	MEJÍA	Francisco José	C	1995-10-27	S	R	85	173
13	COURTNEY	Justin Richard	P	1996-07-24	R	R	102	196
18	Liberato Grullon	Luis David	OF	1995-12-18	L	L	88	183
20	ANRAKU	Tomohiro	P	1996-11-04	R	R	86	185
22	CANÓ MERCEDES	Robinson José	2B	1982-10-22	L	R	103	183
27	ANTONINI PRIM	Eduardo Aaron	C	1998-07-27	S	R	90	183
28	BRAVO PEÑUELAS	Jose Luis	P	1997-06-10	R	R	93	186
31	ORNELAS MURRAY	Julian Rafael	OF	1996-12-28	L	R	99	183
43	MARIOT	Michael Ryan	P	1988-10-20	R	R	87	183
45	MENEZ	Conner Scott	P	1995-05-29	L	L	93	188
46	MARMOLEJOS	José Ramon	1B	1993-01-02	L	L	108	188
47	GAMBOA ARGUELLES	Juan Carlos	SS	1991-04-18	L	R	88	177
48	KROL	Ian Albert	P	1991-05-09	L	L	95	185
51	REYES RAMIREZ	Gerardo	P	1993-05-13	R	R	88	180
53	CLIFTON	Trevor Blaine	P	1995-05-11	R	R	77	193
56	AQUINO NÚÑEZ	Aristides	OF	1994-04-22	R	R	99	193
61	GUTIERREZ MOLGADO	Moises	IF	1994-11-19	S	R	74	175
65	TAPIA HERNANDEZ	Domingo Rafael	P	1991-08-04	R	R	119	190
66	NOGOSEK	Stephen James	P	1995-01-11	R	R	91	185
67	PIRELA MACHADO	Jose Manuel	OF	1989-11-21	R	R	99	183
71	BENNETT	Nicholas Michael	P	1997-09-01	L	L	95	193
72	GROTZ	Zachary Dylan	P	1993-02-17	R	R	89	188
73	CLAUDIO HERNANDEZ	Alexander	P	1992-01-31	R	L	86	188
74	KARCHER JR	Richard Thomas	P	1997-09-18	R	R	104	193
75	STRAILY	Daniel Steven	P	1988-12-01	R	R	100	188
77	PINTO VALERA	Ricardo Antonio	P	1994-01-20	R	R	88	183
30	BUNDY	Lorenzo Charles	Manager					
12	REYES RUIZ	Natanahel	Coach					
39	ESPINOZA RAMIREZ	Ernesto Roberto	Pitching Coach					
40	BOJORQUEZ RUIZ	Victor Manuel	Bench Coach					
44	SIEVERS	Carlos Alfonso	Coach					
63	ARREDONDO LOPEZ	Jesus Alfredo	3B Coach					
	ARRIAGA DZUL	Christian	Trainer					
	MENCHACA BARRERA	Arturo	Staff					
	MORA DEL CAMPO	Oscar Eduardo	Staff					
	ARRIAGA DZUL	Christian	Trainer					
	DEL VALLE MOHAR	Jorge Enrique	Delegation Leader					



ROSTER



KANE COUNTY COUGARS

KCC

#	LAST NAMES	NAMES	POS	DOB	B	T	WT	HT
1	CRIBBS JR.	Galli Gerard	IF	1992-10-08	L	R	82	183
2	LONG JR.	Shedric Bernard	IF	1995-08-22	L	R	82	173
3	BELL	Brantley Justice	IF	1994-11-16	R	R	93	191
5	ADOLPH	Ross Allen	OF	1996-12-17	L	R	93	185
6	DALESANDRO	Nicholas James	C	1996-10-03	R	R	88	185
7	ALLEN	Joshua Kraig	IF	1991-03-26	R	R	85	175
8	UPSHAW	Armond Jamari	OF	1996-06-20	R	L	94	183
9	LOTT	James Todd Gregory	IF	1997-08-22	R	R	104	193
10	MAZZA	Christopher James	P	1989-10-17	R	R	86	193
11	BEARDSLEY	Tyler Thomas	P	1994-05-17	R	R	95	193
12	CROES	Dayson Stephen	IF	1999-10-08	L	R	93	180
13	MURPHY	Max Michael	OF	1992-11-17	R	R	88	180
15	MARTINSON	Jordan Andrew	P	1997-03-07	L	L	95	180
16	CURLIS	Connor Rodd	P	1996-11-29	L	L	93	185
17	DAVIS	Colten Demarquis	P	2000-01-18	R	R	95	191
18	MUIR	Westin Mckenna	P	1999-06-14	R	R	95	191
19	BOURASSA	Landen Thomas	P	1996-09-25	R	R	88	193
21	THOMAS	Dillon Everett	OF	1992-12-10	L	L	98	185
25	GOZZO	Jake Husted	P	1997-01-05	R	R	109	198
26	STEVENSON	Charles Jacob	P	1997-03-24	R	R	102	193
29	BIES	Daniel William	P	1996-04-09	R	R	111	203
30	NISSEN	Logan Thomas	P	1997-12-10	R	R	109	196
34	DUNHURST	Hayden Lane	C	2000-09-19	L	R	93	180
47	TIMPANELLI	Vincent Thomas	P	1998-10-02	R	R	95	188

22	TSAMIS	George Alex	Manager
28	LOPEZ	Robert Gerald	Coach
33	HOLMBERG	David Andrew	Pitching Coach
45	PASSERELLE	Matthew Ernest	3B Coach
	COTA GUTIERREZ	Rogelio Enrique	Staff
	MOLINA	Cristian	Trainer
	SCHAUB	Joshua Edward	NF President
	BUCHHOLZ	Joshua Robert	Delegation Leader

ROSTER

LEÑADORES DE LAS TUNAS
LLT

#	LAST NAMES	NAMES	POS	DOB	B	T	WT	HT
1	MATEO TERRY	Luis Vicente	IF	1996-01-19	R	R	67	173
9	BALDOQUIN MARTINEZ	Jean Lucas	IF	2003-12-09	R	R	91	185
10	ALARCON TARDIO	Yordany	IF	1982-11-20	R	R	90	184
11	ALARCON TARDIO	Yosvany	C	1984-10-15	R	R	101	181
13	BALDOQUIN MARTINEZ	Roberto Suliban	IF	1994-05-14	R	R	90	181
17	PEREZ GARCIA	Andrys	C	2001-02-09	R	R	94	188
18	SÁNCHEZ DÍAZ	Tailon	IF	1999-03-21	R	R	72	168
19	GONGORA DE LA TORRE	Dariel	P	1992-12-09	L	L	68	179
20	MARTINEZ PEREZ	Yadian	P	1995-09-01	R	R	73	173
23	CIVIL HIDALGO	Alberto Pablo	P	1988-12-01	R	R	80	174
28	PENA RIVERO	Denis	IF	1996-01-21	R	R	85	181
31	SANTOS MARTINEZ	Roel	OF	1987-09-15	L	L	80	175
34	VIÑALES ALVAREZ	Rafael Ramon	C	1992-07-01	R	R	91	178
38	CASTILLO BLAIR	Hector Luis	OF	1991-11-03	L	R	74	185
42	MAURIS GUTIÉRREZ	Yankiel	P	1996-01-02	R	R	74	190
56	LARDUET DOMINGUEZ	Yuniesky	OF	1984-11-02	R	R	75	179
58	YERA MONTALVO	Yoennis	P	1989-10-18	L	L	93	171
59	RODRIGUEZ FONSECA	Ruben	P	1988-02-18	R	R	89	179
62	VALLADARES SANCHEZ	Albert	P	2001-04-15	R	R	89	178
77	GUIBERT STIVEN	Yoelkis	OF	1994-08-29	L	L	79	180
79	VARGAS LESCAILLE	Andy	P	1999-06-21	R	R	74	183
82	FERRAZ PEREZ	Keniel	P	1996-01-04	R	R	66	177
90	DIAZ SILVA	Rodolfo	P	1997-01-10	R	R	63	172
91	MEDINA GARCIA	Frank Luis	P	1987-10-01	R	R	87	185

12	PANTOJA DIAZ	Abeicy	Manager
4	HIERREZUELO TAMAYO	Jorge Isidro	3B Coach
15	SOSA ARGUELLES	Angel	Bench Coach
18	NUÑEZ GONZALEZ	Felix	Pitching Coach
25	CORREA LOBAINA	Rodolfo	Pitching Coach
41	CAMPBELL GONZALEZ	Javier	1B Coach
	DEL RISCO DEL RIO	Luis Daniel	Staff
	HERNANDEZ ALMAGUER	Blas Manuel	Doctor
	PEREZ PARDO	Juan Reinaldo	NF President
	MARTIN ALVAREZ	Carlos	Delegation Leader



ROSTER



SANTA MARÍA PIRATES

SMP

#	LAST NAMES	NAMES	POS	DOB	B	T	WT	HT
1	LOURENS	Témesh	P	1992-05-07	R	R	1	
2	SIMMONS	Andrelton Alexander	IF	1989-09-04	R	R	2	
3	TROMP	Jiandido	OF	2000-01-01	R	R	3	
5	GIBSON	Kevin	OF	1992-10-15	R	R	5	
6	SCHOOP	Jonathan	IF	2000-01-01	R	R	6	
7	FECUNDA	Reyhan Fairleigh	OF	1991-11-12	L	L	7	
9	MARTIJN	Jonathan	DH, OF	1994-02-03	R	R	9	
10	SNIJDERS	Ulrich	C	1986-07-08	R	R	10	
11	POPKEN	Jasper	P	1997-12-27	R	R	11	
12	GREGORIUS	Johannes Jr.	UTL	1982-10-16	R	R	12	
13	PROFAR	Juremi	UTL	2000-01-01	R	R	13	
14	BALENTIEN	Dabertson San Santiago	C	2002-06-30	R	R	14	
17	KAREL	Sedley	P	1990-01-01	R	R	17	
18	PRINS	Scott	P	2001-02-09	R	R	18	
19	LUCAS	Jordan	P	1990-09-09	R	R	19	
20	SEJIAS	Alvaro	P	2000-01-01	R	R	20	
22	MOESQUIT	Kevin	IF	1991-06-10	R	R	22	
23	GARCIA MELENDEZ	Edgar Ernesto	P	1996-10-04	R	R	23	
25	SERVANIA	Carrol	P	1988-05-28	R	R	25	
26	HARCKSEN	Misja	P	1995-04-19	R	R	26	
27	LINT	Swindley	UTL	1997-08-27	R	R	27	
28	LANGGUTH	Cedeon	P	1995-10-11	L	L	28	
29	MOGEN	Djenior	P	2004-11-04	R	R	29	
30	DAAL	Zairich Gregorio	P	2001-01-02	R	R	30	

4	BALENTIEN	Wladimir	Manager
6	MARTIS	Evenon	Pitching Coach
8	JANSEN	Ghionelo	3B Coach
14	IRAUSQUIN	Ericson	Coach
21	QUAN	Jordan	Bench Coach
25	DO TANQUE PEREIRA	Jeandre	1B Coach
	ELEONORA	Richenel	Trainer
	MAGDALENA	Jedrek Lionel	NF President
	THOMAS	Glenn	Staff

ROSTER

TIGRES DE CHINANDEGA
TIG

#	LAST NAMES	NAMES	POS	DOB	B	T	WT	HT
1	ALEGRIA NORORI	Benjamin Jordin	IF	1997-08-06	R	R	72	172
4	MATAMOROS CACERES	Odlanyer Stiven	2B	2001-07-02	R	R	78	172
5	LEYTON OLIVAS	Brandon Steven	IF	1998-12-17	R	R	80	175
6	OROZCO LANZA	Jose Saul	IF	1999-03-06	L	R	68	168
11	MUNGUIA MENDEZ	Bryan Eliezer	IF	2005-07-13	R	R	72	169
18	TRUJILLO ZUNIGA	Emanuel Alexander	1B	2001-10-19	R	R	101	183
20	DIAZ MORALES	Marlon Francisco	C	2000-01-01	S	R	98	178
22	MONDRAGON ACOSTA	Isaac Samuel	OF	2003-05-11	R	R	72	175
23	RIVERA PUERTO	Ronald Anastacio	C	1993-11-28	R	R	95	182
24	BONE CANALES	Rodolfo Rahid	C	2000-03-22	R	R	88	180
28	MIRANDA CANALES	Elian Ricardo	1B, DH	1999-05-31	R	R	89	180
30	SOMARRIBA JUAREZ	Luis Ubense	P	1998-12-01	R	R	82	181
31	OBANDO LOPEZ	Angel Alexander	P	1999-01-19	R	R	79	174
32	MEJIA FLORES	Dilmer Ramon	P	1997-07-09	L	L	81	180
34	LOPEZ MARADIAGA	Jesus Fernando	2B	1996-10-05	R	R	89	178
36	MEDRANO OBANDO	Ronald Jose	P	1995-09-17	R	R	82	178
41	GUTIERREZ HERNANDEZ	Osman Jose	P	1994-12-15	R	R	100	193
44	GONZALEZ RODRIGUEZ	Yeris Adonis	P	1996-07-04	R	R	85	181
45	MENDOZA MENDOZA	Omar Jose	OF	1997-10-30	R	R	95	175
55	LOPEZ	Walter Rodolfo	P	1993-10-12	R	R	75	175
66	RAMIREZ	Juan Carlos	P	1988-08-16	R	R	113	196
72	CRAWFORD WILLIAMS	Leonardo Lenard	P	1997-02-02	L	L	81	183
77	GARRIDO BALMACEDA	Jesus Alberto	P	1995-05-10	R	R	85	180
78	TORRES MERCADO	Bryan Francisco	P	2001-04-12	R	R	108	183
88	ZAPATA VALLECILLO	Axel Steven	P	2001-03-29	R	R	78	178
96	JARQUIN AZARIAS	Santos Adan	P	1999-11-01	R	R	82	183
99	MONTES INCER	Juan Diego	CF	1995-05-15	R	R	88	182

7	GUIDO MAYORGA	Sandor Jose	Manager
2	MATAMOROS NIÑO	Adolfo Esteban	1B Coach
8	COLMENAREZ CARMONA	Nery De Jesus	3B Coach
27	BACA GONZALEZ	Prospero Arturo	Bench Coach
46	MAIRENA GONZALEZ	Oswaldo Antonio	Pitching Coach
	KATIN HERNANDEZ	Jorge Isaacs	Staff
	MARTINEZ	Walter	Staff
	PORRAS LOPEZ	Nemesio Guillermo	NF President
	DELGADO	Ajax	Delegation Leader



ROSTER



TITANES DE FLORIDA

TDF

#	LAST NAMES	NAMES	POS	DOB	B	T	WT	HT
2	CEPERO SANCHEZ	Victor Alejandro	OF, UTL	2004-12-21	L	R	73	168
5	RABASSA GINES	Wilfredo Jr	P	2002-02-05	R	R	68	171
6	MALDONADO DIAZ	Angel Gabriel	3B	1996-05-27	R	R	77	180
8	GUZMAN VELEZ	Angel Omar	C	2003-12-03	S	R	79	180
9	RODRIGUEZ ROSADO	Alexomar	OF	1999-12-31	R	R	80	175
10	VEGA PINEIRO	Miguel Angel	2B, LF	2002-05-09	L	L	85	170
11	CORDERO KUILAN	Jacob Raul	SS	1994-11-14	R	R	90	170
14	FELICIANO MALDONADO	Jay Raheem	1B, OF	1995-09-28	R	R	100	188
15	AGOSTO RIVERA	Luis Javier	2B, UTL	1994-05-01	R	R	170	85
16	Perez Varela	Jean	P	1996-12-15	R	R	80	92
17	CAMACHO ARBELO	Kerby Jordan	C, 1B	1997-11-24	L	R	95	178
18	RIOS MUNIZ	Emmanuel	2B, SS, IF	1997-11-07	L	L	82	170
19	SANTIAGO SANTIAGO	Joshua Abniel	P	1993-12-30	L	L	180	92
25	LAUREANO ROSADO	Ian Abdiel	OF	1997-11-13	L	R	79	180
34	CABAN BABILONIA	Amaury Josue	P	1996-06-19	L	L	180	89
35	Monge Negron	Joseph	OF	1995-05-18	R	R	92	185
36	RAMOS SANTANA	Keven Orlando	P	2001-04-30	L	L	68	182
39	CABALLERO GUADALUPE	Juan Jamil	P	1992-08-20	R	R	79	193
44	RIVERA AYALA	Abdier Jesus	C, 1B, DH	2003-03-10	R	R	85	180
50	REYNOSO REYES	Eddy Enmanuel	P	1994-08-07	R	R	104	183
51	AYALA CARABALLO	Gabriel Enrique	1B	1991-05-06	S	R	91	182
52	SALGADO CARDONA	Mad Xavier	P	1997-09-21	L	L	85	168
77	MARTINEZ NIEVES	Juan Carlos	2B	1989-08-01	S	R	81	175
99	ROJAS PELLICIER	Angel Josue	P	2003-11-20	R	R	108	160

47	VEGA VARGAS	Antonio	Manager
3	ROSA PADILLA	Oscar	Coach
7	VEGA CASTRO	Manuel Antonio	Coach
13	SOTO MENDOZA	Hector Luis	Coach
22	PABON ROSARIO	Inegdany	Coach
23	MALDONADO CORDERO	Luis Antonio	Coach
	GONZALEZ	Eric Orlando	Trainer
	ROJAS OTERO	Angel	Staff
	VEGA RESTO	Yadier Manuel	Staff
	VALENTIN	Giancarlo Ruben	Delegation Leader


ROUND ROBIN

STANDINGS – POSICIÓN DE EQUIPOS

GROUP A – GRUPO A

RK	TEAM – EQUIPO	GP	W	L	AVG	GB
1	 Diablos Rojos del México	2	2	0	1.000	-
2	 Tigres de Chinandega	2	1	1	.500	1.0
3	 Titanes de Florida	2	0	2	.000	2.0

GROUP B – GRUPO B

RK	TEAM – EQUIPO	GP	W	L	AVG	GB
1	 Kane County Cougars	2	2	0	1.000	-
2	 Leñadores de Las Tunas	2	1	1	.500	1.0
3	 Santa María Pirates	2	0	2	.000	2.0

The Teams are placed according the Tournament Regulations for the WBSC.

Los equipos son ordenados en atención a los Reglamentos Oficiales de la WBSC.

ROUND ROBIN

SCHEDULE AND RESULTS – CALENDARIO Y RESULTADOS

GROUP A - GRUPO A

 Diablos Rojos del México

 Titanes de Florida

 Tigres de Chinandega





GROUP B - GRUPO B

 Kane County Cougars





 Leñadores de Las Tunas

 Santa María Pirates





TUESDAY APRIL 8, 2024 – MARTES 8 DE ABRIL DE 2025

#	Hour Hora	Stadium Campo	Group Grupo	Visitor Team Equipo Visitante	Home Team Equipo Local	Score	Inn
1	14:00	Alfredo Harp Helú Mexico City	B	 Kane County Cougars	 Santa María Pirates	16-14	
2	19:30	Alfredo Harp Helú Mexico City	A	 Titanes de Florida	 Diablos Rojos del México	2-15	

WEDNESDAY APRIL 9, 2024 – MIÉRCOLES 9 DE ABRIL DE 2025

#	Hour Hora	Stadium Campo	Group Grupo	Visitor Team Equipo Visitante	Home Team Equipo Local	Score	Inn
3	14:00	Alfredo Harp Helú Mexico City	B	 Santa María Pirates	 Leñadores de Las Tunas	7-31	
4	19:30	Alfredo Harp Helú Mexico City	A	 Tigres de Chinandega	 Titanes de Florida	14-9	

THURSDAY APRIL 10, 2024 – JUEVES 10 DE ABRIL DE 2025





#	Hour Hora	Stadium Campo	Group Grupo	Visitor Team Equipo Visitante	Home Team Equipo Local	Score	Inn
5	14:00	Alfredo Harp Helú Mexico City	B	 Leñadores de Las Tunas	 Kane County Cougars	15-19	
6	19:30	Alfredo Harp Helú Mexico City	A	 Diablos Rojos del México	 Tigres de Chinandega	6-4	

Local time in Mexico City, Mexico (GMT -6) / Hora local en Ciudad de México, México (GMT -6)

ELIMINATION ROUND – RONDA DE ELIMINACIÓN





SCHEDULE AND RESULTS – CALENDARIO Y RESULTADOS

FRIDAY APRIL 11, 2024 – VIERNES 11 DE ABRIL DE 2025

#	Hour Hora	Stadium Campo	Group Grupo	Visitor Team Equipo Visitante	Home Team Equipo Local	Score	Inn
7	14:00	Alfredo Harp Helú Mexico City	ER	 Santa María Pirates	 Tigres de Chinandega	19-11	
8	19:30	Alfredo Harp Helú Mexico City	ER	 Titanes de Florida	 Leñadores de Las Tunas	6-11	

SEMIFINALS – SEMIFINALES

SATURDAY APRIL 12, 2024 – SÁBADO 12 DE ABRIL DE 2025

#	Hour Hora	Stadium Campo	Group Grupo	Visitor Team Equipo Visitante	Home Team Equipo Local	Score	Inn
10	14:00	Alfredo Harp Helú Mexico City	SF	 Leñadores de Las Tunas	 Kane County Cougars	17-10	
9	19:30	Alfredo Harp Helú Mexico City	SF	 Santa María Pirates	 Diablos Rojos del México	8 - 17	

FINAL

SUNDAY APRIL 13, 2024 – DOMINGO 13 DE ABRIL DE 2025

#	Hour Hora	Stadium Campo	Group Grupo	Visitor Team Equipo Visitante	Home Team Equipo Local	Score	Inn
11	14:00	Alfredo Harp Helú Mexico City	FINAL	 Leñadores de Las Tunas	 Diablos Rojos del México	1-6	

Local time in Mexico City, Mexico (GMT -6) / Hora local en Ciudad de México, México (GMT -6)



GAME SUMMARY - RESULTADO DEL JUEGO 1



KANE COUNTY COUGARS - SANTA MARÍA PIRATES



Apr 08, 2025 at Mexico City (MEX) (Estadio Alfredo Harp Helú)

Kane County Cougars 003 203 035 - 16 18 1
Santa María Pirates 000 290 201 - 14 13 2

Kane County Cougars 16

Table with 20 columns (PLAYER, AB, R, H, BI, 2B, 3B, HR, BB, SB, CS, HP, SH, SF, SO, IBB, KL, GDP, PO, A, E) and 20 rows of player statistics for Kane County Cougars.

Santa Maria Pirates 14

Table with 20 columns (PLAYER, AB, R, H, BI, 2B, 3B, HR, BB, SB, CS, HP, SH, SF, SO, IBB, KL, GDP, PO, A, E) and 20 rows of player statistics for Santa Maria Pirates.

Table with 20 columns (Kane County Cougars, IP, H, R, ER, BB, SO, WP, HP, BK, IBB, SH, SF, 2B, 3B, HR, AB, BF, FO, GO, NP) and 8 rows of pitcher statistics for Kane County Cougars.

Table with 20 columns (Santa Maria Pirates, IP, H, R, ER, BB, SO, WP, HP, BK, IBB, SH, SF, 2B, 3B, HR, AB, BF, FO, GO, NP) and 7 rows of pitcher statistics for Santa Maria Pirates.

Umpires: HP-Delfin Fernando COLON (PUR), 1B-Chris GRAHAM (CAN), 2B-Alexis Elbor ALFARO (MEX), 3B-David de Jesus SOLIS PUENTE (MEX)
Scorers: Luis Matsuo (MEX), Rodrigo Almaraz (MEX), Gabriel ALMARAZ (MEX)
TC: Elpidio SERRANO (CRC), Frank MARCOS (USA)
Start: 14:03 Time: 3:13 Attendance: 417 Weather: Sunny, 21°C



GAME SUMMARY - RESULTADO DEL JUEGO 2



TITANES DE FLORIDA - DIABLOS ROJOS DEL MÉXICO



Apr 08, 2025 at Mexico City (MEX) (Estadio Alfredo Harp Helú)

Titanes de Florida 000 100 100 - 2 7 1
Diablos Rojos del México 144 310 11(X) - 15 19 0

Titanes de Florida 2

Table with 20 columns (PLAYER, AB, R, H, BI, 2B, 3B, HR, BB, SB, CS, HP, SH, SF, SO, IBB, KL, GDP, PO, A, E) and 21 rows of player statistics for Titanes de Florida.

Diablos Rojos del México 15

Table with 20 columns (PLAYER, AB, R, H, BI, 2B, 3B, HR, BB, SB, CS, HP, SH, SF, SO, IBB, KL, GDP, PO, A, E) and 21 rows of player statistics for Diablos Rojos del México.

Table with 20 columns (Titanes de Florida, IP, H, R, ER, BB, SO, WP, HP, BK, IBB, SH, SF, 2B, 3B, HR, AB, BF, FO, GO, NP) and 5 rows of pitcher statistics for Titanes de Florida.

Table with 20 columns (Diablos Rojos del México, IP, H, R, ER, BB, SO, WP, HP, BK, IBB, SH, SF, 2B, 3B, HR, AB, BF, FO, GO, NP) and 5 rows of pitcher statistics for Diablos Rojos del México.

Umpires: HP-Julio MOLINA (PAN), 1B-Rafael RAMIREZ CABRERA (MEX), 2B-Chris GRAHAM (CAN), 3B-Delfin Fernando COLON (PUR)
Scorers: Gabriel ALMARAZ (MEX), Luis Matsuo (MEX), Rodrigo Almaraz (MEX)
TC: Elpidio SERRANO (CRC), Frank MARCOS (USA)
Start: 19:30 Time: 2:48 Attendance: 7332 Weather: Cloudy, 22°C



GAME SUMMARY - RESULTADO DEL JUEGO 3



SANTA MARÍA PIRATES - LEÑADORES DE LAS TUNAS



Apr 09, 2025 at Mexico City (MEX) (Estadio Alfredo Harp Helú)

Santa María Pirates 000 020 410 - 7 10 2
Leñadores de Las Tunas 752 265 04(X) - 31 32 1

Santa María Pirates 7

Table with columns: PLAYER, AB, R, H, BI, 2B, 3B, HR, BB, SB, CS, HP, SH, SF, SO, IBB, KL, GDP, PO, A, E. Lists player statistics for Santa María Pirates.

Leñadores de Las Tunas 31

Table with columns: PLAYER, AB, R, H, BI, 2B, 3B, HR, BB, SB, CS, HP, SH, SF, SO, IBB, KL, GDP, PO, A, E. Lists player statistics for Leñadores de Las Tunas.

Table with columns: Santa María Pirates, IP, H, R, ER, BB, SO, WP, HP, BK, IBB, SH, SF, 2B, 3B, HR, AB, BF, FO, GO, NP. Lists pitcher statistics for Santa María Pirates.

Table with columns: Leñadores de Las Tunas, IP, H, R, ER, BB, SO, WP, HP, BK, IBB, SH, SF, 2B, 3B, HR, AB, BF, FO, GO, NP. Lists pitcher statistics for Leñadores de Las Tunas.

Umpires: HP-Rafael RAMIREZ CABRERA (MEX), 1B-Alexis Elbor ALFARO (MEX), 2B-Delfin Fernando COLON (PUR), 3B-Julio MOLINA (PAN)
Scorers: Rodrigo Almaraz (MEX), Luis Matsuo (MEX), Gabriel ALMARAZ (MEX)
TC: Elpidio SERRANO (CRC), Frank MARCOS (USA)
Start: 14:00 Time: 3:09 Attendance: 432 Weather: Sunny, 23°C

GAME SUMMARY - RESULTADO DEL JUEGO 4



TIGRES DE CHINANDEGA - TITANES DE FLORIDA



Apr 09, 2025 at Mexico City (MEX) (Estadio Alfredo Harp Helú)

Tigres de Chinandega 000 050 612 - 14 18 2
Titanes de Florida 404 100 000 - 9 13 1

Tigres de Chinandega 14

PLAYER	AB	R	H	BI	2B	3B	HR	BB	SB	CS	HP	SH	SF	SO	IBB	KL	GDP	PO	A	E
MATAMOROS Odlanier cf/lf	6	0	0	0	0	0	0	0	0	0	0	0	0	2	0	0	0	4	0	0
MONTES Juan Diego rf/cf	3	3	1	0	0	1	0	3	0	0	0	0	0	0	0	0	0	1	1	0
LEYTON Brandon 2b	6	3	4	4	1	0	2	0	0	0	0	0	0	0	0	0	0	0	3	0
MIRANDA Elian 1b	3	2	1	0	0	0	0	1	0	0	2	0	0	0	0	0	0	8	1	0
ALEGRIA Benjamin ss/3b	6	0	1	0	0	0	0	0	0	0	0	0	0	2	0	0	0	2	1	1
TRUJILLO Emanuel dh	5	2	4	1	1	0	0	0	0	0	0	0	0	0	0	0	0	0	0	0
BONE Rodolfo ph	1	0	0	0	0	0	0	0	0	0	0	0	0	0	0	0	1	0	0	0
LOPEZ Jesus 3b	4	1	1	3	1	0	0	0	0	0	0	0	0	1	0	0	0	1	1	1
OROZCO Saul ph/ss	1	0	1	0	0	0	0	0	0	0	0	0	0	0	0	0	0	1	0	0
RIVERA Ronald c	5	2	2	3	1	0	1	0	0	0	0	0	0	2	0	0	0	8	0	0
MENDOZA Omar lf	4	1	3	2	1	0	1	0	1	0	0	0	0	0	0	0	0	1	2	0
MONDRAGON Isaac rf	0	0	0	1	0	0	0	1	0	0	0	0	0	0	0	0	0	0	0	0
MEDRANO Ronald p	0	0	0	0	0	0	0	0	0	0	0	0	0	0	0	0	0	0	0	0
GARRIDO Jesus p	0	0	0	0	0	0	0	0	0	0	0	0	0	0	0	0	0	0	1	0
GONZALEZ Yeris p	0	0	0	0	0	0	0	0	0	0	0	0	0	0	0	0	0	0	0	0
CRAWFORD Leonardo p	0	0	0	0	0	0	0	0	0	0	0	0	0	0	0	0	0	0	1	0
LOPEZ Walter p	0	0	0	0	0	0	0	0	0	0	0	0	0	0	0	0	0	0	0	0
Totals	44	14	18	14	5	1	4	5	1	0	2	0	0	7	0	0	2	27	9	2

Titanes de Florida 9

PLAYER	AB	R	H	BI	2B	3B	HR	BB	SB	CS	HP	SH	SF	SO	IBB	KL	GDP	PO	A	E
MARTINEZ NIEVES Juan 2b	5	1	2	0	1	0	0	0	0	0	0	0	0	2	0	1	0	5	2	0
VEGA PINEIRO Miguel lf	5	1	1	2	0	0	1	0	0	0	0	0	0	2	0	0	0	1	0	0
CAMACHO ARBELO Kerby c	5	2	2	1	1	0	1	0	0	0	0	0	0	0	0	0	0	8	0	0
FELICIANO MALDONADO dh	4	2	2	2	0	0	2	0	0	0	1	0	0	1	0	1	0	0	0	0
MONGE NEGRON Joseph cf	5	2	2	0	0	0	0	0	0	0	0	0	0	0	0	0	0	3	0	0
GUZMAN VELEZ Angel O 1b	5	1	1	0	0	0	0	0	0	0	0	0	0	0	0	0	0	8	0	0
CORDERO KUILAN Jacob ss	4	0	1	1	0	0	0	0	0	0	0	0	0	2	0	0	0	0	3	0
MALDONADO DIAZ Angel 3b	3	0	1	0	0	0	0	0	0	0	0	0	0	1	0	1	0	0	2	1
RIVERA AYALA Abdier ph/3b	1	0	0	0	0	0	0	0	0	0	0	0	0	0	0	0	0	0	0	0
CEPERO SANCHEZ Victo rf	2	0	1	1	0	0	0	0	0	0	0	0	1	0	0	0	0	1	0	0
RODRIGUEZ ROSADO Ale ph/rf	1	0	0	0	0	0	0	0	0	0	0	0	0	0	0	0	0	1	0	0
SALGADO CARDONA Mad p	0	0	0	0	0	0	0	0	0	0	0	0	0	0	0	0	0	0	0	0
REYNOSO REYES Eddy E p	0	0	0	0	0	0	0	0	0	0	0	0	0	0	0	0	0	0	0	0
CABALLERO GUADALUPE p	0	0	0	0	0	0	0	0	0	0	0	0	0	0	0	0	0	0	0	0
CABAN BABILONIA Amau p	0	0	0	0	0	0	0	0	0	0	0	0	0	0	0	0	0	0	0	0
ROJAS PELLICIER Ange p	0	0	0	0	0	0	0	0	0	0	0	0	0	0	0	0	0	0	0	0
Totals	40	9	13	7	2	0	4	0	0	0	1	0	1	8	0	3	0	27	7	1

Tigres de Chinandega

	IP	H	R	ER	BB	SO	WP	HP	BK	IBB	SH	SF	2B	3B	HR	AB	BF	FO	GO	NP
MEDRANO Ronald	2.0	8	7	6	0	2	1	0	0	0	0	0	1	0	4	14	14	2	2	50
GARRIDO Jesus	3.1	5	2	1	0	3	0	0	0	0	0	1	1	0	0	15	16	2	5	50
GONZALEZ Yeris W,1-0	1.2	0	0	0	0	1	0	0	0	0	0	0	0	0	0	5	5	2	2	22
CRAWFORD Leonardo	1.1	0	0	0	0	2	0	0	0	0	0	0	0	0	0	4	4	1	1	17
LOPEZ Walter	0.2	0	0	0	0	0	0	1	0	0	0	0	0	0	0	2	3	2	0	7

Titanes de Florida

	IP	H	R	ER	BB	SO	WP	HP	BK	IBB	SH	SF	2B	3B	HR	AB	BF	FO	GO	NP
SALGADO CARDONA Mad	4.2	6	5	5	1	2	0	0	0	0	0	0	3	0	2	20	21	6	5	73
REYNOSO REYES Eddy E L,0-1	1.2	5	5	5	2	3	0	1	0	0	0	0	1	0	0	10	13	2	0	46
CABALLERO GUADALUPE	1.0	5	2	2	1	1	0	0	0	0	0	0	1	0	1	8	9	2	0	33
CABAN BABILONIA Amau	0.2	2	2	2	1	1	0	0	0	0	0	0	1	1	4	5	1	0	17	
ROJAS PELLICIER Ange	1.0	0	0	0	0	0	0	1	0	0	0	0	0	0	0	2	3	1	1	14

Umpires: HP-Chris GRAHAM (CAN), 1B-Julio MOLINA (PAN),
2B-David de Jesus SOLIS PUENTE (MEX), 3B-Alexis Elbor ALFARO (MEX)
Scorers: Luis Matsuo (MEX), Gabriel ALMARAZ (MEX), Rodrigo Almaraz (MEX)
TC: Frank MARCOS (USA), Elpidio SERRANO (CRC)
Start: 19:30 Time: 3:09 Attendance: 421 Weather: Clear, 24°C



GAME SUMMARY - RESULTADO DEL JUEGO 5



LEÑADORES DE LAS TUNAS - KANE COUNTY COUGARS



Apr 10, 2025 at Mexico City (MEX) (Estadio Alfredo Harp Helú)

Leñadores de Las Tunas 002 018 301 - 15 18 4
Kane County Cougars 080 213 50(X) - 19 24 1

Leñadores de Las Tunas 15

Table with 20 columns (PLAYER, AB, R, H, BI, 2B, 3B, HR, BB, SB, CS, HP, SH, SF, SO, IBB, KL, GDP, PO, A, E) and 17 rows of player statistics for Leñadores de Las Tunas.

Kane County Cougars 19

Table with 20 columns (PLAYER, AB, R, H, BI, 2B, 3B, HR, BB, SB, CS, HP, SH, SF, SO, IBB, KL, GDP, PO, A, E) and 17 rows of player statistics for Kane County Cougars.

Table with 16 columns (Leñadores de Las Tunas, IP, H, R, ER, BB, SO, WP, HP, BK, IBB, SH, SF, 2B, 3B, HR, AB, BF, FO, GO, NP) and 5 rows of pitcher statistics for Leñadores de Las Tunas.

Table with 16 columns (Kane County Cougars, IP, H, R, ER, BB, SO, WP, HP, BK, IBB, SH, SF, 2B, 3B, HR, AB, BF, FO, GO, NP) and 8 rows of pitcher statistics for Kane County Cougars.

Umpires: HP-David de Jesus SOLIS PUENTE (MEX), 1B-Julio MOLINA (PAN), 2B-Rafael RAMIREZ CABRERA (MEX), 3B-Chris GRAHAM (CAN)
Scorers: Gabriel ALMARAZ (MEX), Luis Matsuo (MEX), Rodrigo Almaraz (MEX)
TC: Frank MARCOS (USA), Elpidio SERRANO (CRC)
Start: 14:00 Time: 3:34 Attendance: 386 Weather: Sunny, 22°C



GAME SUMMARY - RESULTADO DEL JUEGO 6



DIABLOS ROJOS DEL MÉXICO - TIGRES DE CHINANDEGA



Apr 10, 2025 at Mexico City (MEX) (Estadio Alfredo Harp Helú)

Diablos Rojos del México 302 001 000 - 6 15 1
Tigres de Chinandega 001 000 030 - 4 5 2

Diablos Rojos del México 6

Table with 20 columns (PLAYER, AB, R, H, BI, 2B, 3B, HR, BB, SB, CS, HP, SH, SF, SO, IBB, KL, GDP, PO, A, E) and 20 rows of player statistics for Diablos Rojos del México.

Tigres de Chinandega 4

Table with 20 columns (PLAYER, AB, R, H, BI, 2B, 3B, HR, BB, SB, CS, HP, SH, SF, SO, IBB, KL, GDP, PO, A, E) and 20 rows of player statistics for Tigres de Chinandega.

Table with 17 columns (Diablos Rojos del México, IP, H, R, ER, BB, SO, WP, HP, BK, IBB, SH, SF, 2B, 3B, HR, AB, BF, FO, GO, NP) and 6 rows of pitcher statistics for Diablos Rojos del México.

Table with 17 columns (Tigres de Chinandega, IP, H, R, ER, BB, SO, WP, HP, BK, IBB, SH, SF, 2B, 3B, HR, AB, BF, FO, GO, NP) and 5 rows of pitcher statistics for Tigres de Chinandega.

Umpires: HP-Delfin Fernando COLON (PUR), 1B-Chris GRAHAM (CAN), 2B-Julio MOLINA (PAN), 3B-Alexis Elbor ALFARO (MEX)
Scorers: Luis Matsuo (MEX), Rodrigo Almaraz (MEX), Gabriel ALMARAZ (MEX)
TC: Elpidio SERRANO (CRC), Frank MARCOS (USA)
Start: 19:30 Time: 3:08 Attendance: 8805 Weather: Cloudy, 21°C



GAME SUMMARY - RESULTADO DEL JUEGO 7



SANTA MARÍA PIRATES - TIGRES DE CHINANDEGA



Apr 11, 2025 at Mexico City (MEX) (Estadio Alfredo Harp Helú)

Santa Maria Pirates 411 206 041 - 19 22 1
Tigres de Chinandega 020 022 230 - 11 12 2

Santa Maria Pirates 19

Table with 20 columns (PLAYER, AB, R, H, BI, 2B, 3B, HR, BB, SB, CS, HP, SH, SF, SO, IBB, KL, GDP, PO, A, E) and 20 rows of player statistics for Santa Maria Pirates.

Tigres de Chinandega 11

Table with 20 columns (PLAYER, AB, R, H, BI, 2B, 3B, HR, BB, SB, CS, HP, SH, SF, SO, IBB, KL, GDP, PO, A, E) and 20 rows of player statistics for Tigres de Chinandega.

Table with 19 columns (Santa Maria Pirates, IP, H, R, ER, BB, SO, WP, HP, BK, IBB, SH, SF, 2B, 3B, HR, AB, BF, FO, GO, NP) showing pitching statistics for Santa Maria Pirates.

Table with 19 columns (Tigres de Chinandega, IP, H, R, ER, BB, SO, WP, HP, BK, IBB, SH, SF, 2B, 3B, HR, AB, BF, FO, GO, NP) showing pitching statistics for Tigres de Chinandega.

Umpires: HP-Rafael RAMIREZ CABRERA (MEX), 1B-Delfin Fernando COLON (PUR), 2B-Chris GRAHAM (CAN), 3B-David de Jesus SOLIS PUENTE (MEX)
Scorers: Luis Matsuo (MEX), Gabriel ALMARAZ (MEX), Rodrigo Almaraz (MEX)
TC: Elpidio SERRANO (CRC), Frank MARCOS (USA)
Start: 14:00 Time: 3:52 Attendance: 291 Weather: Sunny, 22°C



GAME SUMMARY - RESULTADO DEL JUEGO 8



TITANES DE FLORIDA - LEÑADORES DE LAS TUNAS



Apr 11, 2025 at Mexico City (MEX) (Estadio Alfredo Harp Helú)

Titanes de Florida 200 020 200 - 6 8 1
Leñadores de Las Tunas 114 500 00(X) - 11 17 3

Titanes de Florida 6

Table with 20 columns (PLAYER, AB, R, H, BI, 2B, 3B, HR, BB, SB, CS, HP, SH, SF, SO, IBB, KL, GDP, PO, A, E) and 21 rows of player statistics for Titanes de Florida.

Leñadores de Las Tunas 11

Table with 20 columns (PLAYER, AB, R, H, BI, 2B, 3B, HR, BB, SB, CS, HP, SH, SF, SO, IBB, KL, GDP, PO, A, E) and 21 rows of player statistics for Leñadores de Las Tunas.

Table with 20 columns (IP, H, R, ER, BB, SO, WP, HP, BK, IBB, SH, SF, 2B, 3B, HR, AB, BF, FO, GO, NP) and 4 rows of pitcher statistics for Titanes de Florida and Leñadores de Las Tunas.

Umpires: HP-Alexis Elbor ALFARO (MEX), 1B-David de Jesus SOLIS PUENTE (MEX), 2B-Rafael RAMIREZ CABRERA (MEX), 3B-Julio MOLINA (PAN)
Scorers: Rodrigo Almaraz (MEX), Luis Matsuo (MEX), Gabriel ALMARAZ (MEX)
TC: Frank MARCOS (USA), Elpidio SERRANO (CRC)
Start: 19:34 Time: 2:53 Attendance: 422 Weather: Cloudy, 21°C



GAME SUMMARY - RESULTADO DEL JUEGO 9



SANTA MARÍA PIRATES - DIABLOS ROJOS DEL MÉXICO



Apr 12, 2025 at Mexico City (MEX) (Estadio Alfredo Harp Helú)

Santa María Pirates 000 100 070 - 8 10 0
Diablos Rojos del México 450 023 30(X) - 17 20 0

Santa María Pirates 8

Table with 20 columns (PLAYER, AB, R, H, BI, 2B, 3B, HR, BB, SB, CS, HP, SH, SF, SO, IBB, KL, GDP, PO, A, E) and 20 rows of player statistics for Santa María Pirates.

Diablos Rojos del México 17

Table with 20 columns (PLAYER, AB, R, H, BI, 2B, 3B, HR, BB, SB, CS, HP, SH, SF, SO, IBB, KL, GDP, PO, A, E) and 20 rows of player statistics for Diablos Rojos del México.

Table with 15 columns (Pitcher, IP, H, R, ER, BB, SO, WP, HP, BK, IBB, SH, SF, 2B, 3B, HR, AB, BF, FO, GO, NP) and 15 rows of pitcher statistics for both teams.

Umpires: HP-Julio MOLINA (PAN), 1B-Chris GRAHAM (CAN), 2B-Delfin Fernando COLON (PUR), 3B-Alexis Elbor ALFARO (MEX)
Scorers: Gabriel ALMARAZ (MEX), Luis Matsuo (MEX), Rodrigo Almaraz (MEX)
TC: Frank MARCOS (USA), Elpidio SERRANO (CRC)
Start: 19:31 Time: 3:11 Attendance: 3326 Weather: Clear 19°



GAME SUMMARY - RESULTADO DEL JUEGO 10



LEÑADORES DE LAS TUNAS - KANE COUNTY COUGARS



Apr 12, 2025 at Mexico City (MEX) (Estadio Alfredo Harp Helú)

Score summary table showing runs, hits, and errors for Leñadores de Las Tunas (17) and Kane County Cougars (10).

Leñadores de Las Tunas 17

Main batting statistics table for Leñadores de Las Tunas, listing players and their performance metrics (AB, R, H, BI, 2B, 3B, HR, BB, SB, CS, HP, SH, SF, SO, IBB, KL, GDP, PO, A, E).

Kane County Cougars 10

Main batting statistics table for Kane County Cougars, listing players and their performance metrics (AB, R, H, BI, 2B, 3B, HR, BB, SB, CS, HP, SH, SF, SO, IBB, KL, GDP, PO, A, E).

Pitching statistics table for both teams, listing pitchers and their performance metrics (IP, H, R, ER, BB, SO, WP, HP, BK, IBB, SH, SF, 2B, 3B, HR, AB, BF, FO, GO, NP).

Umpires: HP-David de Jesus SOLIS PUENTE (MEX), 1B-Alexis Elbor ALFARO (MEX), 2B-Rafael RAMIREZ CABRERA (MEX), 3B-Delfin Fernando COLON (PUR)
Scorers: Luis Matsuo (MEX), Rodrigo Almaraz (MEX), Gabriel ALMARAZ (MEX)
TC: Elpidio SERRANO (CRC), Frank MARCOS (USA)
Start: 14:00 Time: 3:00 Attendance: 435 Weather: Sunny, 18°C



GAME SUMMARY - RESULTADO DEL JUEGO 11 (FINAL GAME - JUEGO FINAL)



LEÑADORES DE LAS TUNAS - DIABLOS ROJOS DEL MÉXICO



Apr 13, 2025 at Mexico City (MEX) (Estadio Alfredo Harp Helú)

Leñadores de Las Tunas 000 010 000 - 1 5 0
Diablos Rojos del México 110 020 11(X) - 6 12 2

Leñadores de Las Tunas 1

Table with columns: PLAYER, AB, R, H, BI, 2B, 3B, HR, BB, SB, CS, HP, SH, SF, SO, IBB, KL, GDP, PO, A, E. Lists player statistics for Leñadores de Las Tunas.

Diablos Rojos del México 6

Table with columns: PLAYER, AB, R, H, BI, 2B, 3B, HR, BB, SB, CS, HP, SH, SF, SO, IBB, KL, GDP, PO, A, E. Lists player statistics for Diablos Rojos del México.

Table with columns: Leñadores de Las Tunas, IP, H, R, ER, BB, SO, WP, HP, BK, IBB, SH, SF, 2B, 3B, HR, AB, BF, FO, GO, NP. Lists pitcher statistics for Leñadores de Las Tunas.

Umpires: HP-Chris GRAHAM (CAN), 1B-Delfin Fernando COLON (PUR), 2B-Julio MOLINA (PAN), 3B-David de Jesus SOLIS PUENTE (MEX)
Scorers: Gabriel ALMARAZ (MEX), Luis Matsuo (MEX), Rodrigo Almaraz (MEX)
TC: Frank MARCOS (USA), Elpidio SERRANO (CRC)
Start: 14:00 Time: 2:41 Attendance: 3613 Weather: Sunny, 22°C



INDIVIDUAL LEADERS SUMMARY
RESUMEN DE LIDERES INDIVIDUALES
(INCLUDING ALL GAMES – INCLUYENDO TODOS LOS JUEGOS)

BATTING LEADERS – LIDERES OFENSIVOS

Table with columns: PLAYER, AVG, GP-GS, PA, AB, R, H, 2B, 3B, HRR, BI, TB, SLG, BB, HP, SO, GDP, OBP, SF, SB, CS, SH, SB-ATT. Lists player statistics for various teams.

SLUGGING PCT (min 2.7 PA/G)

Table listing slugging percentage leaders: 1. CROES Dayson Steph, KCC 1.353; 2. CANO MERCEDES Robi, MEX 1.053; 3. FELICIANO MALDONAD, TDF 1.000; 4. Profar Juremi, SMP 1.000; 5. VINALES ALVAREZ Ra, LLT .960; 6. LEYTON OLIVAS Bran, TIG .938; 7. MENDOZA MENDOZA Om, TIG .917; 8. LOPEZ MARADIAGA Je, TIG .909; 9. THOMAS Dillon Ever, KCC .909.

ON BASE PCT (min 2.7 PA/G)

Table listing on base percentage leaders: 1. CANO MERCEDES Robi, MEX .727; 2. CROES Dayson Steph, KCC .706; 3. Tromp Jiandido, SMP .696; 4. MEJIA Francisco Jo, MEX .643; 5. TRUJILLO ZUNIGA Em, TIG .643; 6. SANTOS MARTINEZ Ro, LLT .621; 7. Liberato Grullon L, MEX .591; 8. MURPHY Max Michael, KCC .588; 9. GUIBERT STIVEN Yoe, LLT .571.

RUNS

Table listing runs leaders: 1. Liberato Grullon L, MEX 11; 2. GUIBERT STIVEN Yoe, LLT 10; 3. LARDETE DOMINGUEZ, LLT 9; 4. MATEO TERRY Luis V, LLT 9; 5. Tromp Jiandido, SMP 9; 6. VINALES ALVAREZ Ra, LLT 9; 7. ALARCON TARDIO Yos, LLT 8; 8. BALDOQUIN MARTINEZ, LLT 8; 9. Moesquit Kevin, SMP 8; 10. 3 Tied at 7.

HITS

Table listing hits leaders: 1. ALARCON TARDIO Yos, LLT 13; 2. CANO MERCEDES Robi, MEX 13; 3. CROES Dayson Steph, KCC 12; 4. SANTOS MARTINEZ Ro, LLT 11; 5. VINALES ALVAREZ Ra, LLT 11; 6. MATEO TERRY Luis V, LLT 10; 7. Simmons Andrelton, SMP 10; 8. Tromp Jiandido, SMP 10; 9. 4 Tied at 9.

RBI

Table listing RBI leaders: 1. ALARCON TARDIO Yos, LLT 13; 2. Profar Juremi, SMP 13; 3. AQUINO NUNEZ Arist, MEX 11; 4. GUIBERT STIVEN Yoe, LLT 11; 5. VINALES ALVAREZ Ra, LLT 11; 6. MATEO TERRY Luis V, LLT 9; 7. Simmons Andrelton, SMP 8; 8. CROES Dayson Steph, KCC 7; 9. 7 Tied at 6.

DOUBLES

Table listing doubles leaders: 1. ALARCON TARDIO Yos, LLT 4; 2. ALARCON TARDIO Yos, LLT 4; 3. BALDOQUIN MARTINEZ, LLT 3; 4. DALESANDRO Nichola, KCC 3; 5. Simmons Andrelton, SMP 3; 6. 10 Tied at 2.

TRIPLES

Table listing triples leaders: 1. ALARCON TARDIO Yos, LLT 1; 2. MONTES INCER Juan, TIG 1; 3. MURPHY Max Michael, KCC 1; 4. ORNELAS MURRAY Jul, MEX 1; 5. RONDON HIDALGO Jos, MEX 1.

HOMERUNS

Table listing home runs leaders: 1. VINALES ALVAREZ Ra, LLT 4; 2. CROES Dayson Steph, KCC 3; 3. GUIBERT STIVEN Yoe, LLT 3; 4. Profar Juremi, SMP 3; 5. 10 Tied at 2.

TOTAL BASES

Table listing total bases leaders: 1. VINALES ALVAREZ Ra, LLT 24; 2. ALARCON TARDIO Yos, LLT 23; 3. CROES Dayson Steph, KCC 23; 4. CANO MERCEDES Robi, MEX 20; 5. GUIBERT STIVEN Yoe, LLT 18; 6. Profar Juremi, SMP 18; 7. RONDON HIDALGO Jos, MEX 16; 8. SANTOS MARTINEZ Ro, LLT 16; 9. Simmons Andrelton, SMP 16; 10. 4 Tied at 15.

STOLEN BASES

Table listing stolen bases leaders: 1. MONTES INCER Juan, TIG 2; 2. ADOLPH Ross Allen, KCC 1; 3. MARTINEZ NIEVES Ju, TDF 1; 4. MENDOZA MENDOZA Om, TIG 1; 5. Monge Negron Josep, TDF 1; 6. SANTOS MARTINEZ Ro, LLT 1.

PLATE APPEARANCES

Table listing plate appearances leaders: 1. MATEO TERRY Luis V, LLT 29; 2. SANTOS MARTINEZ Ro, LLT 29; 3. GUIBERT STIVEN Yoe, LLT 28; 4. ALARCON TARDIO Yos, LLT 27; 5. VINALES ALVAREZ Ra, LLT 27; 6. BALDOQUIN MARTINEZ, LLT 26; 7. ALARCON TARDIO Yos, LLT 23; 8. Moesquit Kevin, SMP 23; 9. Tromp Jiandido, SMP 23; 10. 3 Tied at 22.

AT BATS

Table listing at bats leaders: 1. ALARCON TARDIO Yos, LLT 26; 2. MATEO TERRY Luis V, LLT 26; 3. VINALES ALVAREZ Ra, LLT 25; 4. ALARCON TARDIO Yos, LLT 23; 5. BALDOQUIN MARTINEZ, LLT 22; 6. SANTOS MARTINEZ Ro, LLT 22; 7. GUIBERT STIVEN Yoe, LLT 21; 8. RONDON HIDALGO Jos, MEX 20; 9. 3 Tied at 19.



INDIVIDUAL LEADERS SUMMARY RESUMEN DE LIDERES INDIVIDUALES (INCLUDING ALL GAMES – INCLUYENDO TODOS LOS JUEGOS)

PITCHING LEADERS – LIDERES EN PITCHEO

PLAYER	T	ERA	W-L	APP	GS	CG	SHO	SV	IP	H	R	ER	BB	SO	2B	3B	HR	AB	B/Avg	WP	HBP	BK
GROTZ Zachary Dylan MEX	R	0.00	0-0	2	2	0	0	0	6.0	3	0	0	0	5	0	0	0	20	.150	0	0	0
JARQUIN AZARIAS Sant TIG	R	0.00	0-0	1	0	0	0	0	2.2	0	0	0	1	1	0	0	0	8	.000	0	0	0
BRAVO PENUELAS Jose MEX	R	1.50	1-0	2	1	0	0	0	6.0	6	1	1	1	9	2	0	0	25	.240	0	0	0
MAURIS GUTIERREZ Yan LLT	R	1.59	0-0	2	0	0	0	0	5.2	5	3	1	0	6	2	0	0	22	.227	1	0	0
GARRIDO BALMACEDA Je TIG	R	2.70	0-0	1	0	0	0	0	3.1	5	2	1	0	3	1	0	0	15	.333	0	0	0
GONZALEZ RODRIGUEZ Y TIG	R	2.70	1-0	2	0	0	0	0	3.1	2	1	1	1	4	0	0	1	12	.167	0	0	0
VARGAS LESCAILLE And LLT	R	3.86	1-1	2	2	0	0	0	9.1	9	6	4	5	10	0	0	2	35	.257	0	1	0
YERA MONTALVO Yoenni LLT	L	5.40	1-0	1	1	0	0	0	5.0	6	4	3	0	8	0	0	0	23	.261	0	0	0
BEARDSLEY Tyler Thom KCC	R	6.00	1-0	2	0	0	0	0	3.0	4	2	2	0	5	0	0	2	13	.308	0	0	0
CRAWFORD WILLIAMS Le TIG	L	6.00	0-0	2	0	0	0	0	3.0	4	2	2	0	3	2	0	0	12	.333	0	0	0
MAZZA Christopher Ja KCC	R	6.00	0-0	1	1	0	0	0	3.0	5	2	2	0	3	0	0	0	14	.357	0	0	0
RABASSA GINES Wilfre TDF	R	6.35	0-0	2	0	0	0	0	5.2	8	4	4	5	2	1	1	0	25	.320	0	0	0
MEDINA GARCIA Frank LLT	R	7.11	1-1	2	0	0	0	0	6.1	9	6	5	1	5	2	1	1	27	.333	0	1	0
Sejias Alvaro SMP	R	7.20	1-0	1	1	0	0	0	5.0	6	4	4	4	1	1	0	0	19	.316	1	1	0
SALGADO CARDONA Mad TDF	L	9.64	0-0	1	1	0	0	0	4.2	6	5	5	1	2	3	0	2	20	.300	0	0	0
MARTINEZ PEREZ Yadia LLT	R	10.13	0-0	2	1	0	0	0	5.1	12	9	6	2	8	1	0	5	29	.414	0	0	0
RAMOS SANTANA Keven TDF	L	14.73	0-0	2	0	0	0	0	3.2	5	6	6	1	3	2	0	1	15	.333	0	1	0
MUIR Westin Mckenna KCC	R	16.88	0-0	1	0	0	0	0	2.2	9	5	5	0	0	0	1	1	15	.600	3	0	0
RAMIREZ Juan Carlos TIG	R	16.88	0-1	1	1	0	0	0	2.2	11	5	5	0	2	0	0	1	18	.611	0	0	0
Perez Varela Jean TDF	R	20.25	0-1	1	1	0	0	0	2.2	9	6	6	2	3	0	0	1	15	.600	0	0	0
Lucas Jordan SMP	R	21.94	0-0	2	0	0	0	0	5.1	16	13	13	4	2	1	0	5	32	.500	0	1	0
Prins Scott SMP	R	22.24	0-1	2	2	0	0	0	5.2	12	14	14	3	7	2	1	4	29	.414	1	1	0

OPPOSING AVG (min 0.8 IP/G)

1. GROTZ Zachary Dyla, MEX	.150
2. GONZALEZ RODRIGUEZ, TIG	.167
3. MAURIS GUTIERREZ Y, LLT	.227
4. BRAVO PENUELAS Jos, MEX	.240
5. VARGAS LESCAILLE A, LLT	.257
6. YERA MONTALVO Yoen, LLT	.261
7. SALGADO CARDONA Ma, TDF	.300
8. BEARDSLEY Tyler Th, KCC	.308
9. Sejias Alvaro, SMP	.316

INNINGS PITCHED

1. VARGAS LESCAILLE A, LLT	9.1
2. MEDINA GARCIA Fran, LLT	6.1
3. BRAVO PENUELAS Jos, MEX	6.0
- GROTZ Zachary Dyla, MEX	6.0
5. MAURIS GUTIERREZ Y, LLT	5.2
- Prins Scott, SMP	5.2
- RABASSA GINES Wilf, TDF	5.2
8. Lucas Jordan, SMP	5.1
- MARTINEZ PEREZ Yad, LLT	5.1
10. 2 Tied at	5.0

STRIKEOUTS

1. VARGAS LESCAILLE A, LLT	10
2. BRAVO PENUELAS Jos, MEX	9
3. MARTINEZ PEREZ Yad, LLT	8
- YERA MONTALVO Yoen, LLT	8
5. Prins Scott, SMP	7
6. MAURIS GUTIERREZ Y, LLT	6
- MENEZ Conner Scott, MEX	6
8. 2 Tied at	5

WINS

1. 11 Tied at	1
---------------	---

SAVES

ANRAKU Tomohiro, MEX	1
----------------------	---

GAMES

1. CIVIL HIDALGO Albe, LLT	3
- DAAL Zairich Grego, SMP	3
- Langguth Cedeon, SMP	3
- Mogen Djenior, SMP	3
- NOGOSEK Stephen Ja, MEX	3
6. 35 Tied at	2

GAMES STARTED

1. GROTZ Zachary Dyla, MEX	2
- Prins Scott, SMP	2
- VARGAS LESCAILLE A, LLT	2
4. 16 Tied at	1



INDIVIDUAL LEADERS SUMMARY
RESUMEN DE LIDERES INDIVIDUALES
(INCLUDING ALL GAMES – INCLUYENDO TODOS LOS JUEGOS)

FIELDING LEADERS – LIDERES DEFENSIVOS

PUTOUTS

Table with 3 columns: Rank, Player Name, Team, and Putouts. Top entries include MARMOLEJOS Jose Ra (39), Gregorius Johannes (36), and VINALES ALVAREZ Ra (36).

ASSISTS

Table with 3 columns: Rank, Player Name, Team, and Assists. Top entries include Moesquit Kevin (16), Simmons Andrelton (15), and GAMBOA ARGUELLES J (12).

ERRORS

Table with 3 columns: Rank, Player Name, Team, and Errors. Top entries include ALARCON TARDIO Yor (3), ALARCON TARDIO Yos (2), and BALDOQUIN MARTINEZ (2).

CAUGHT STEALING

Table with 3 columns: Rank, Player Name, Team, and Caught Stealing. Top entries include PEREZ GARCIA Andry (1) and Snijders Ulrich (1).



TEAM'S STATS RANKING ESTADÍSTICAS POR EQUIPO (INCLUDING ALL GAMES – INCLUYENDO TODOS LOS JUEGOS)

BATTING – BATEO

TEAM	AVG	G	AB	R	H	2B	3B	HR	RBI	TB	SLG%	BB	HP	SO	GDP	OB%	SF	SH	SB-ATT
Leñadores de Las Tunas	.438	5	217	75	95	21	1	11	72	151	.696	19	9	31	10	.498	2	0	1-1
Kane County Cougars	.418	3	134	45	56	10	1	10	42	98	.731	12	2	30	3	.473	0	0	1-1
Diablos Rojos del México	.413	4	160	44	66	11	2	10	42	111	.694	20	0	22	1	.470	3	0	0-1
Santa María Pirates	.346	4	159	48	55	11	0	8	43	90	.566	21	5	39	5	.438	0	1	0-0
Tigres de Chinandega	.313	3	112	29	35	9	1	7	28	67	.598	15	4	22	5	.412	0	0	3-4
Titanes de Florida	.255	3	110	17	28	6	0	4	14	46	.418	2	1	34	2	.272	1	0	2-2
TOTALS	.376	11	892	258	335	68	5	50	241	563	.631	89	21	178	26	.441	6	1	7-9

PITCHING – PITCHEO

TEAM	ERA	W-L	SV	IP	GS	CG	SHO	H	R	ER	BB	SO	2B	3B	HR	AB	B/Avg	WP	HP	BKIBB	SHA	SFA	
Diablos Rojos del México	3.75	4-0	1	36.0	4	0	0	27	15	15	8	44	9	0	4	132	.205	3	2	0	0	0	0
Leñadores de Las Tunas	7.12	3-2	0	43.0	5	0	0	68	48	34	16	50	7	1	11	198	.343	1	2	0	0	0	1
Tigres de Chinandega	9.33	1-2	0	27.0	3	0	0	50	34	28	7	24	9	0	7	130	.385	2	3	0	1	1	1
Kane County Cougars	14.00	2-1	0	27.0	3	0	0	54	46	42	14	21	11	1	8	131	.412	8	6	0	1	0	0
Titanes de Florida	14.04	0-3	0	25.0	3	0	0	54	40	39	15	17	12	2	8	123	.439	1	3	0	0	0	3
Santa María Pirates	18.00	1-3	0	34.0	4	0	0	82	75	68	29	22	20	1	12	178	.461	5	5	1	0	0	1
TOTALS	10.59	11-11	1	192.0	22	0	0	335	258	226	89	178	68	5	50	892	.376	20	21	1	2	1	6

DEFENSE – DEFENSA

TEAM	C	PO	A	E	DP	FLD%	CSB	SBA	SBA%	CI	PB
Leñadores de Las Tunas	182	129	42	11	5	.940	1	2	.667	0	0
Kane County Cougars	126	81	39	6	7	.952	0	0	0	0	0
Diablos Rojos del México	150	108	39	3	5	.980	0	0	0	0	0
Santa María Pirates	155	102	48	5	7	.968	1	4	.800	0	0
Tigres de Chinandega	110	81	23	6	0	.945	0	0	0	0	0
Titanes de Florida	101	75	23	3	4	.970	0	1	1.000	0	0
TOTALS	824	576	214	34	28	.959	2	7	.778	0	0



TEAM'S STATS – ESTADÍSTICAS DE EQUIPO

(INCLUDING ALL GAMES – INCLUYENDO TODOS LOS JUEGOS)



DIABLOS ROJOS DEL MÉXICO

MEX

Record: Tournament: 4-0 / Opening Round: 2-0 / Semifinals: 1-0 / Final: 1-0

(All Games, Sorted by Batting Avg)

#	PLAYER	AVG	GP-GS	AB	R	H	2B	3B	HR	RBI	TB	SLG%	BB	HP	SO	GDP	OB%	SF	SH	SB-ATT
22	CANO MERCEDES Robi	.684	4-4	19	6	13	1	0	2	6	20	1.053	3	0	2	0	.727	0	0	0-0
9	MEJIA Francisco Jo	.583	3-3	12	5	7	2	0	0	3	9	.750	2	0	0	0	.643	0	0	0-0
8	SEPULVEDA SALAZAR	.500	2-2	8	2	4	1	0	0	0	5	.625	0	0	1	0	.500	0	0	0-1
27	ANTONINI PRIM Edua	.500	1-1	4	0	2	1	0	0	3	3	.750	0	0	0	0	.500	0	0	0-0
18	Liberato Grullon L	.471	4-4	17	11	8	1	0	2	5	15	.882	5	0	4	0	.591	0	0	0-0
56	AQUINO NUNEZ Arist	.389	4-4	18	3	7	0	0	2	11	13	.722	2	0	3	0	.429	1	0	0-0
61	GUTIERREZ MOLGADO	.357	3-3	14	4	5	0	0	1	2	8	.571	2	0	2	0	.438	0	0	0-0
5	RONDON HIDALGO Jos	.350	4-4	20	5	7	1	1	2	4	16	.800	0	0	3	0	.350	0	0	0-0
31	ORNELAS MURRAY Jul	.333	4-4	18	2	6	1	1	0	2	9	.500	2	0	3	0	.400	0	0	0-0
47	GAMBOA ARGUELLES J	.333	3-3	12	4	4	2	0	1	2	9	.750	2	0	2	0	.429	0	0	0-0
46	MARMOLEJOS Jose Ra	.167	4-4	18	2	3	1	0	0	4	4	.222	2	0	2	1	.227	2	0	0-0
Totals		.413		160	44	66	11	2	10	42	111	.694	20	0	22	1	.470	3	0	0-1
Opponents		.205		132	15	27	9	0	4	15	48	.364	8	2	44	5	.261	0	0	0-0

(All Games, Sorted by Earned Run Avg)

#	PLAYER	ERA	W-L	SV	IP	G	GS	CG	SHO	H	R	ER	BB	SO	2B	3B	HR	AB	E/Avg	WP	HP	BK	IBB	SHA	SFA
51	REYES RAMIREZ Gera	0.00	0-0	0	1.2	2	0	0	0	1	0	0	1	3	0	0	0	5	.200	0	0	0	0	0	0
53	CLIFTON Trevor Bla	0.00	0-0	0	2.0	2	0	0	0	0	0	0	1	1	0	0	0	5	.000	0	0	0	0	0	0
66	NOGOSEK Stephen Ja	0.00	0-0	0	3.0	3	0	0	0	0	0	0	1	2	0	0	0	8	.000	0	0	0	0	0	0
75	STRAILY Daniel Ste	0.00	1-0	0	2.0	1	0	0	0	0	0	0	0	4	0	0	0	6	.000	0	0	0	0	0	0
65	TAPIA HERNANDEZ Do	0.00	0-0	0	1.0	1	0	0	0	1	0	0	0	1	1	0	0	4	.250	0	0	0	0	0	0
20	ANRAKU Tomohiro	0.00	0-0	1	2.0	2	0	0	0	1	0	0	1	3	1	0	0	8	.125	1	0	0	0	0	0
72	GROTZ Zachary Dyla	0.00	0-0	0	6.0	2	2	0	0	3	0	0	0	5	0	0	0	20	.150	0	0	0	0	0	0
73	CLAUDIO HERNANDEZ	0.00	1-0	0	2.0	1	0	0	0	0	0	0	0	2	0	0	0	6	.000	0	0	0	0	0	0
28	BRAVO PENUELAS Jos	1.50	1-0	0	6.0	2	1	0	0	6	1	1	1	9	2	0	0	25	.240	0	0	0	0	0	0
13	COURTNEY Justin Ri	3.00	0-0	0	3.0	1	1	0	0	1	1	1	0	1	0	0	1	10	.100	0	0	0	0	0	0
45	MENEZ Conner Scott	3.00	1-0	0	3.0	2	0	0	0	3	1	1	1	6	2	0	0	12	.250	0	0	0	0	0	0
77	PINTO VALERA Ricar	4.50	0-0	0	2.0	1	0	0	0	3	1	1	0	3	1	0	0	8	.375	0	0	0	0	0	0
48	KROL Ian Albert	9.00	0-0	0	1.0	1	0	0	0	2	1	1	0	2	1	0	0	5	.400	1	0	0	0	0	0
74	KARCHER JR Richard	67.50	0-0	0	1.1	2	0	0	0	6	10	10	2	2	1	0	3	10	.600	1	2	0	0	0	0
Totals		3.75	4-0	1	36.0	4	4	0	0	27	15	15	8	44	9	0	4	132	.205	3	2	0	0	0	0
Opponents		11.73	0-4	0	33.0	4	4	0	0	66	44	43	20	22	11	2	10	160	.413	3	0	0	0	0	3

(All Games, Sorted by Fielding Pct)

#	PLAYER	C	PO	A	E	DP	FLD%	CSB	SBA	SBA%	CI	PB
46	MARMOLEJOS Jose Ra	41	39	2	0	5	1.000	0	0	0	0	0
9	MEJIA Francisco Jo	32	31	1	0	0	1.000	0	0	0	0	0
61	GUTIERREZ MOLGADO	14	4	10	0	4	1.000	0	0	0	0	0
18	Liberato Grullon L	10	10	0	0	0	1.000	0	0	0	0	0
8	SEPULVEDA SALAZAR	7	1	6	0	0	1.000	0	0	0	0	0
5	RONDON HIDALGO Jos	5	0	5	0	2	1.000	0	0	0	0	0
56	AQUINO NUNEZ Arist	5	5	0	0	0	1.000	0	0	0	0	0
31	ORNELAS MURRAY Jul	2	2	0	0	0	1.000	0	0	0	0	0
53	CLIFTON Trevor Bla	2	1	1	0	1	1.000	0	0	0	0	0
13	COURTNEY Justin Ri	1	0	1	0	0	1.000	0	0	0	0	0
66	NOGOSEK Stephen Ja	1	1	0	0	0	1.000	0	0	0	0	0
72	GROTZ Zachary Dyla	1	1	0	0	0	1.000	0	0	0	0	0
27	ANTONINI PRIM Edua	13	11	1	1	0	.923	0	0	0	0	0
47	GAMBOA ARGUELLES J	16	2	12	2	2	.875	0	0	0	0	0
Totals		150	108	39	3	5	.980	0	0	0	0	0
Opponents		130	99	28	3	1	.977	1	0	.000	0	0



TEAM'S STATS – ESTADÍSTICAS DE EQUIPO

(INCLUDING ALL GAMES – INCLUYENDO TODOS LOS JUEGOS)



KANE COUNTY COUGARS

KCC

Record: Tournament: 2-1 / Opening Round: 2-0 / Semifinals: 0-1

(All Games, Sorted by Batting Avg)

#	PLAYER	AVG	GP-GS	AB	R	H	2B	3B	HR	RBI	TB	SLG%	BB	HP	SO	GDP	OB%	SF	SH	SB-ATT
12	CROES Dayson Steph	.706	3-3	17	4	12	2	0	3	7	23	1.353	0	0	1	0	.706	0	0	0-0
34	DUNHURST Hayden La	.500	1-1	6	3	3	0	0	1	2	6	1.000	0	0	3	0	.500	0	0	0-0
3	BELL Brantley Just	.467	3-3	15	6	7	0	0	2	3	13	.867	2	0	2	1	.529	0	0	0-0
13	MURPHY Max Michael	.462	3-3	13	4	6	1	1	0	2	9	.692	4	0	3	0	.588	0	0	0-0
6	DALESANDRO Nichola	.444	2-2	9	3	4	3	0	0	4	7	.778	0	0	1	1	.444	0	0	0-0
9	LOTT James Todd Gr	.400	2-2	10	3	4	0	0	0	2	4	.400	0	1	2	0	.455	0	0	0-0
8	UPSHAW Armond Jama	.400	2-2	10	6	4	1	0	0	4	5	.500	2	1	3	0	.538	0	0	0-0
21	THOMAS Dillon Ever	.364	2-2	11	4	4	0	0	2	6	10	.909	0	0	4	0	.364	0	0	0-0
7	ALLEN Joshua Kraig	.357	3-3	14	5	5	1	0	1	4	9	.643	2	0	4	1	.438	0	0	0-0
2	LONG JR. Shedric B	.333	3-2	12	3	4	1	0	1	5	8	.667	1	0	4	0	.385	0	0	0-0
5	ADOLPH Ross Allen	.300	2-2	10	3	3	1	0	0	1	4	.400	0	0	2	0	.300	0	0	1-1
1	CRIBBS JR. Galli G	.000	3-2	7	1	0	0	0	0	2	0	.000	1	0	1	0	.125	0	0	0-0
Totals		.418		134	45	56	10	1	10	42	98	.731	12	2	30	3	.473	0	0	1-1
Opponents		.412		131	46	54	11	1	8	44	91	.695	14	6	21	6	.490	0	0	0-0

(All Games, Sorted by Earned Run Avg)

#	PLAYER	ERA	W-L	SV	IP	G	GS	CG	SHO	H	R	ER	BB	SO	2B	3B	HR	AB	E/Avg	WP	HP	BK	IBB	SHA	SFA
47	TIMPANELLI Vincent	0.00	0-0	0	2.0	1	1	0	0	1	0	0	1	1	0	0	0	6	.167	0	0	0	0	0	0
11	BEARDSLEY Tyler Th	6.00	1-0	0	3.0	2	0	0	0	4	2	2	0	5	0	0	2	13	.308	0	0	0	0	0	0
10	MAZZA Christopher	6.00	0-0	0	3.0	1	1	0	0	5	2	2	0	3	0	0	0	14	.357	0	0	0	0	0	0
29	BIES Daniel Willia	9.00	1-0	0	2.0	2	0	0	0	3	2	2	0	2	1	0	1	8	.375	1	1	0	0	0	0
30	NISSEN Logan Thoma	10.80	0-0	0	1.2	2	0	0	0	4	2	2	1	3	3	0	0	9	.444	0	0	0	0	0	0
15	MARTINSON Jordan A	13.50	0-0	0	2.0	2	0	0	0	2	3	3	2	2	0	0	0	7	.286	0	1	0	0	0	0
26	STEVENSON Charles	15.43	0-0	0	2.1	2	0	0	0	5	7	4	5	1	1	0	1	14	.357	4	1	0	0	0	0
17	DAVIS Colten Demar	15.43	0-0	0	2.1	1	0	0	0	5	4	4	1	0	3	0	0	12	.417	0	0	0	0	0	0
18	MUIR Westin Mckenn	16.88	0-0	0	2.2	1	0	0	0	9	5	5	0	0	0	1	1	15	.600	3	0	0	0	0	0
16	CURLIS Connor Rodd	18.00	0-0	0	2.0	2	0	0	0	3	5	4	1	2	1	0	1	10	.300	0	1	0	0	0	0
19	BOURASSA Landen Th	30.86	0-1	0	2.1	1	1	0	0	9	8	8	0	2	1	0	2	15	.600	0	2	0	0	0	0
25	GOZZO Jake Husted	32.40	0-0	0	1.2	2	0	0	0	4	6	6	3	0	1	0	0	8	.500	0	0	0	1	0	0
Totals		14.00	2-1	0	27.0	3	3	0	0	54	46	42	14	21	11	1	8	131	.412	8	6	0	1	0	0
Opponents		11.42	1-2	0	26.0	3	3	0	0	56	45	33	12	30	10	1	10	134	.418	1	2	0	0	0	0

(All Games, Sorted by Fielding Pct)

#	PLAYER	C	PO	A	E	DP	FLD%	CSB	SBA	SBA%	CI	PB
3	BELL Brantley Just	25	21	4	0	6	1.000	0	0	0	0	0
34	DUNHURST Hayden La	9	7	2	0	0	1.000	0	0	0	0	0
13	MURPHY Max Michael	6	5	1	0	0	1.000	0	0	0	0	0
8	UPSHAW Armond Jama	6	6	0	0	0	1.000	0	0	0	0	0
12	CROES Dayson Steph	3	0	3	0	1	1.000	0	0	0	0	0
21	THOMAS Dillon Ever	3	2	1	0	0	1.000	0	0	0	0	0
10	MAZZA Christopher	2	0	2	0	0	1.000	0	0	0	0	0
16	CURLIS Connor Rodd	1	1	0	0	0	1.000	0	0	0	0	0
15	MARTINSON Jordan A	1	0	1	0	1	1.000	0	0	0	0	0
17	DAVIS Colten Demar	1	0	1	0	0	1.000	0	0	0	0	0
19	BOURASSA Landen Th	1	1	0	0	0	1.000	0	0	0	0	0
6	DALESANDRO Nichola	18	16	1	1	0	.944	0	0	0	0	0
7	ALLEN Joshua Kraig	17	6	10	1	4	.941	0	0	0	0	0
1	CRIBBS JR. Galli G	17	5	10	2	4	.882	0	0	0	0	0
9	LOTT James Todd Gr	8	7	0	1	1	.875	0	0	0	0	0
2	LONG JR. Shedric B	8	4	3	1	2	.875	0	0	0	0	0
Totals		126	81	39	6	7	.952	0	0	0	0	0
Opponents		116	78	29	9	4	.922	0	1	1.000	0	0



TEAM'S STATS – ESTADÍSTICAS DE EQUIPO (INCLUDING ALL GAMES – INCLUYENDO TODOS LOS JUEGOS)



LEÑADORES DE LAS TUNAS

LLT

Record: Tournament: 3-2 / Opening Round: 1-1 / Elimination Round Group: 1-0 / Semifinals: 1-0 / Final: 0-1

(All Games, Sorted by Batting Avg)

Table with 20 columns: # PLAYER, AVG, GP-GS, AB, R, H, 2B, 3B, HR, RBI, TB, SLG%, BB, HP, SO, GDP, OB%, SF, SH, SB-ATT. Includes player stats and Totals/Opponents rows.

(All Games, Sorted by Earned Run Avg)

Table with 20 columns: # PLAYER, ERA, W-L, SV, IP, G, GS, CG, SHO, H, R, ER, BB, SO, 2B, 3B, HR, AB, B/Avg, WP, HP, BK, IBB, SHA, SFA. Includes player stats and Totals/Opponents rows.

(All Games, Sorted by Fielding Pct)

Table with 13 columns: # PLAYER, C, PO, A, E, DP, FLD%, CSB, SBA, SBA%, CI, PB. Includes player stats and Totals/Opponents rows.



TEAM'S STATS – ESTADÍSTICAS DE EQUIPO

(INCLUDING ALL GAMES – INCLUYENDO TODOS LOS JUEGOS)



SANTA MARÍA PIRATES

SMP

Record: Tournament: 1-3 / Opening Round: 0-2 / Elimination Round Group: 1-0 / Semifinals: 0-1

(All Games, Sorted by Batting Avg)

#	PLAYER	AVG	GP-GS	AB	R	H	2B	3B	HR	RBI	TB	SLG%	BB	HP	SO	GDP	OB%	SF	SH	SB-ATT
3	Tromp Jiandido	.588	4-4	17	9	10	2	0	1	4	15	.882	5	1	2	1	.696	0	0	0-0
2	Simmons Andrelton	.526	4-4	19	4	10	3	0	1	8	16	.842	1	0	1	0	.550	0	0	0-0
13	Profar Juremi	.444	4-4	18	7	8	1	0	3	13	18	1.000	3	0	0	2	.524	0	0	0-0
12	Gregorius Johannes	.412	4-4	17	6	7	2	0	0	6	9	.529	0	2	3	1	.474	0	0	0-0
27	Lint Swindley	.364	3-3	11	3	4	1	0	1	2	8	.727	2	0	5	0	.462	0	0	0-0
22	Moesquit Kevin	.353	4-4	17	8	6	1	0	0	4	7	.412	5	1	4	1	.522	0	0	0-0
9	Martijn Jonathan	.211	4-4	19	3	4	1	0	1	1	8	.421	1	0	5	0	.250	0	0	0-0
5	Gibson Kevin	.182	3-2	11	1	2	0	0	0	2	2	.182	2	0	6	0	.308	0	0	0-0
10	Snijders Ulrich	.143	4-4	14	2	2	0	0	0	0	2	.143	1	0	7	0	.200	0	1	0-0
7	FECUNDA Reyhan Fai	.133	4-3	15	4	2	0	0	1	3	5	.333	0	0	5	0	.133	0	0	0-0
14	BALENTIEN Dabertso	.000	2-0	1	1	0	0	0	0	0	0	.000	1	1	1	0	.667	0	0	0-0
Totals		.346		159	48	55	11	0	8	43	90	.566	21	5	39	5	.438	0	1	0-0
Opponents		.461		178	75	82	20	1	12	69	140	.787	29	5	22	7	.545	1	0	4-5

(All Games, Sorted by Earned Run Avg)

#	PLAYER	ERA	W-L	SV	IP	G	GS	CG	SHO	H	R	ER	BB	SO	2B	3B	HR	AB	E/Avg	WP	HP	BK	IBB	SHA	SFA
29	Mogen Djenior	3.86	0-0	0	2.1	3	0	0	0	2	1	1	2	2	0	0	1	9	.222	1	1	0	0	0	0
11	POPKEN Jasper	6.75	0-0	0	2.2	2	0	0	0	4	2	2	2	2	1	0	0	11	.364	0	0	0	0	0	0
20	Sejias Alvaro	7.20	1-0	0	5.0	1	1	0	0	6	4	4	4	1	1	0	0	19	.316	1	1	0	0	0	0
23	GARCIA MELENDEZ Ed	9.00	0-1	0	2.0	2	0	0	0	6	5	2	1	3	2	0	0	12	.500	0	0	0	0	0	0
17	Karel Sedley	16.20	0-0	0	1.2	2	0	0	0	3	5	3	2	1	0	0	0	8	.375	1	0	0	0	0	0
30	DAAL Zairich Grego	16.88	0-0	0	2.2	3	0	0	0	5	5	5	3	1	2	0	0	13	.385	1	0	0	0	0	0
1	Lourens Temesh	20.25	0-0	0	2.2	2	0	0	0	7	7	6	3	1	1	0	1	13	.538	0	1	0	0	0	1
19	Lucas Jordan	21.94	0-0	0	5.1	2	0	0	0	16	13	13	4	2	1	0	5	32	.500	0	1	0	0	0	0
18	Prins Scott	22.24	0-1	0	5.2	2	2	0	0	12	14	14	3	7	2	1	4	29	.414	1	1	0	0	0	0
28	Langguth Cedeon	23.63	0-0	0	2.2	3	0	0	0	11	7	7	2	2	4	0	0	17	.647	0	0	0	0	0	0
26	HARCKSEN Misja	67.50	0-1	0	0.2	1	1	0	0	4	5	5	1	0	2	0	1	6	.667	0	0	0	0	0	0
25	Servania Carrol	81.00	0-0	0	0.2	1	0	0	0	6	7	6	2	0	4	0	0	9	.667	0	0	1	0	0	0
Totals		18.00	1-3	0	34.0	4	4	0	0	82	75	68	29	22	20	1	12	178	.461	5	5	1	0	0	1
Opponents		10.00	3-1	0	36.0	4	4	0	0	55	48	40	21	39	11	0	8	159	.346	5	5	0	2	1	0

(All Games, Sorted by Fielding Pct)

#	PLAYER	C	PO	A	E	DP	FLD%	CSB	SBA	SBA%	CI	PB
12	Gregorius Johannes	38	36	2	0	7	1.000	0	0	0	0	0
22	Moesquit Kevin	31	15	16	0	6	1.000	0	0	0	0	0
10	Snijders Ulrich	22	21	1	0	0	1.000	1	4	.800	0	0
3	Tromp Jiandido	9	9	0	0	0	1.000	0	0	0	0	0
27	Lint Swindley	8	4	4	0	1	1.000	0	0	0	0	0
7	FECUNDA Reyhan Fai	6	6	0	0	0	1.000	0	0	0	0	0
5	Gibson Kevin	3	3	0	0	0	1.000	0	0	0	0	0
30	DAAL Zairich Grego	2	1	1	0	0	1.000	0	0	0	0	0
14	BALENTIEN Dabertso	1	1	0	0	0	1.000	0	0	0	0	0
2	Simmons Andrelton	20	3	15	2	5	.900	0	0	0	0	0
13	Profar Juremi	14	3	9	2	2	.857	0	0	0	0	0
28	Langguth Cedeon	1	0	0	1	0	.000	0	0	0	0	0
Totals		155	102	48	5	7	.968	1	4	.800	0	0
Opponents		148	108	36	4	5	.973	0	0	0	0	0



TEAM'S STATS – ESTADÍSTICAS DE EQUIPO

(INCLUDING ALL GAMES – INCLUYENDO TODOS LOS JUEGOS)



TIGRES DE CHINANDEGA

TIG

Record: Tournament: 1-2 / Opening Round: 1-1 / Elimination Round Group: 0-1

(All Games, Sorted by Batting Avg)

#	PLAYER	AVG	GP-GS	AB	R	H	2B	3B	HR	RBI	TB	SLG%	BB	HP	SO	GDP	OB%	SF	SH	SB-ATT
18	TRUJILLO ZUNIGA Em	.545	3-3	11	6	6	2	0	0	2	8	.727	1	2	1	0	.643	0	0	0-0
45	MENDOZA MENDOZA Om	.500	3-3	12	1	6	2	0	1	3	11	.917	0	0	2	1	.500	0	0	1-1
24	BONE CANALES Rodol	.500	3-0	2	1	1	0	0	1	3	4	2.000	1	0	0	1	.667	0	0	0-0
5	LEYTON OLIVAS Bran	.438	3-3	16	4	7	2	0	2	6	15	.938	0	0	3	1	.438	0	0	0-1
6	OROZCO LANZA Jose	.429	3-2	7	1	3	0	0	0	4	3	.429	1	0	1	0	.500	0	0	0-0
23	RIVERA PUERTO Rona	.273	3-3	11	3	3	1	0	1	3	7	.636	1	0	2	0	.333	0	0	0-0
34	LOPEZ MARADIAGA Je	.273	3-3	11	4	3	1	0	2	6	10	.909	1	0	2	0	.333	0	0	0-0
28	MIRANDA CANALES El	.273	3-3	11	3	3	1	0	0	0	4	.364	2	2	2	1	.467	0	0	0-0
99	MONTES INCER Juan	.200	3-3	10	4	2	0	1	0	0	4	.400	5	0	2	0	.467	0	0	2-2
1	ALEGRIA NORORI Ben	.083	3-3	12	2	1	0	0	0	0	1	.83	2	0	2	1	.214	0	0	0-0
4	MATAMOROS CACERES	.000	2-1	7	0	0	0	0	0	0	0	.000	0	0	3	0	.000	0	0	0-0
22	MONDRAGON ACOSTA I	.000	3-0	1	0	0	0	0	0	1	0	.000	1	0	1	0	.500	0	0	0-0
20	DIAZ MORALES Marlo	.000	1-0	1	0	0	0	0	0	0	0	.000	0	0	1	0	.000	0	0	0-0
Totals		.313		112	29	35	9	1	7	28	67	.598	15	4	22	5	.412	0	0	3-4
Opponents		.385		130	34	50	9	0	7	28	80	.615	7	3	24	0	.426	1	1	0-0

(All Games, Sorted by Earned Run Avg)

#	PLAYER	ERA	W-L	SV	IP	G	GS	CG	SHO	H	R	ER	BB	SO	2B	3B	HR	AB	B/Avg	WP	HP	BK	IBB	SHA	SFA
88	ZAPATA VALLECILLO	0.00	0-0	0	1.0	1	0	0	0	1	0	0	0	1	0	0	0	5	.200	0	0	0	0	0	0
96	JARQUIN AZARIAS Sa	0.00	0-0	0	2.2	1	0	0	0	0	0	0	1	1	0	0	0	8	.000	0	0	0	0	0	0
77	GARRIDO BALMACEDA	2.70	0-0	0	3.1	1	0	0	0	5	2	1	0	3	1	0	0	15	.333	0	0	0	0	0	1
44	GONZALEZ RODRIGUEZ	2.70	1-0	0	3.1	2	0	0	0	2	1	1	1	4	0	0	1	12	.167	0	0	0	0	0	0
30	SOMARRIBA JUAREZ L	3.86	0-0	0	2.1	1	0	0	0	2	1	1	0	1	2	0	0	9	.222	0	0	0	0	0	0
41	GUTIERREZ HERNANDE	5.40	0-0	0	1.2	1	0	0	0	5	4	1	1	2	0	0	0	10	.500	0	1	0	0	1	0
72	CRAWFORD WILLIAMS	6.00	0-0	0	3.0	2	0	0	0	4	2	2	0	3	2	0	0	12	.333	0	0	0	0	0	0
78	TORRES MERCADO Bry	13.50	0-0	0	1.1	2	0	0	0	2	2	2	1	2	0	0	1	6	.333	1	0	0	0	0	0
55	LOPEZ Walter Rodol	13.50	0-0	0	2.0	2	0	0	0	2	3	3	1	1	1	0	0	8	.250	0	2	0	1	0	0
66	RAMIREZ Juan Carlo	16.88	0-1	0	2.2	1	1	0	0	11	5	5	0	2	0	0	1	18	.611	0	0	0	0	0	0
32	MEJIA FLORES Dilme	27.00	0-1	0	1.1	1	1	0	0	5	5	4	1	2	1	0	0	10	.500	0	0	0	0	0	0
36	MEDRANO OBANDO Ron	27.00	0-0	0	2.0	1	1	0	0	8	7	6	0	2	1	0	4	14	.571	1	0	0	0	0	0
31	OBANDO LOPEZ Angel	54.00	0-0	0	0.1	1	0	0	0	3	2	2	1	0	1	0	0	3	.1000	0	0	0	0	0	0
Totals		9.33	1-2	0	27.0	3	3	0	0	50	34	28	7	24	9	0	7	130	.385	2	3	0	1	1	1
Opponents		9.00	2-1	1	27.0	3	3	0	0	35	29	27	15	22	9	1	7	112	.313	3	4	0	0	0	0

(All Games, Sorted by Fielding Pct)

#	PLAYER	C	PO	A	E	DP	FLD%	CSB	SBA	SBA%	CI	PB
23	RIVERA PUERTO Rona	25	24	1	0	0	1.000	0	0	0	0	0
18	TRUJILLO ZUNIGA Em	12	9	3	0	0	1.000	0	0	0	0	0
28	MIRANDA CANALES El	9	8	1	0	0	1.000	0	0	0	0	0
45	MENDOZA MENDOZA Om	9	9	0	0	0	1.000	0	0	0	0	0
4	MATAMOROS CACERES	5	5	0	0	0	1.000	0	0	0	0	0
6	OROZCO LANZA Jose	4	3	1	0	0	1.000	0	0	0	0	0
11	MUNGUIA MENDEZ Bry	1	1	0	0	0	1.000	0	0	0	0	0
66	RAMIREZ Juan Carlo	1	0	1	0	0	1.000	0	0	0	0	0
31	OBANDO LOPEZ Angel	1	0	1	0	0	1.000	0	0	0	0	0
72	CRAWFORD WILLIAMS	1	0	1	0	0	1.000	0	0	0	0	0
96	JARQUIN AZARIAS Sa	1	1	0	0	0	1.000	0	0	0	0	0
24	BONE CANALES Rodol	1	1	0	0	0	1.000	0	0	0	0	0
22	MONDRAGON ACOSTA I	1	1	0	0	0	1.000	0	0	0	0	0
88	ZAPATA VALLECILLO	1	0	1	0	0	1.000	0	0	0	0	0
77	GARRIDO BALMACEDA	1	0	1	0	0	1.000	0	0	0	0	0
99	MONTES INCER Juan	11	9	1	1	0	.909	0	0	0	0	0
1	ALEGRIA NORORI Ben	9	7	1	1	0	.889	0	0	0	0	0
5	LEYTON OLIVAS Bran	11	1	8	2	0	.818	0	0	0	0	0
34	LOPEZ MARADIAGA Je	5	2	2	1	0	.800	0	0	0	0	0
41	GUTIERREZ HERNANDE	1	0	0	1	0	.000	0	0	0	0	0
Totals		110	81	23	6	0	.945	0	0	0	0	0
Opponents		115	81	31	3	5	.974	1	3	.750	0	0



TEAM'S STATS – ESTADÍSTICAS DE EQUIPO

(INCLUDING ALL GAMES – INCLUYENDO TODOS LOS JUEGOS)



TITANES DE FLORIDA

TDF

Record: Tournament: 0-3 / Opening Round: 0-2 / Elimination Round Group: 0-1

(All Games, Sorted by Batting Avg)

#	PLAYER	AVG	GP-GS	AB	R	H	2B	3B	HR	RBI	TB	SLG%	BB	HP	SO	GDP	OB%	SF	SH	SB-ATT
18	RIOS MUNIZ Emmanue	.500	2-0	2	0	1	0	0	0	0	1	.500	0	0	1	0	.500	0	0	0-0
77	MARTINEZ NIEVES Ju	.400	2-2	10	3	4	1	0	0	0	5	.500	0	0	5	0	.400	0	0	1-1
17	CAMACHO ARBELO Ker	.364	3-3	11	2	4	1	0	1	5	8	.727	1	0	0	0	.417	0	0	0-0
14	FELICIANO MALDONAD	.333	3-3	9	2	3	0	0	2	3	9	1.000	0	1	3	1	.400	0	0	0-0
10	VEGA PINEIRO Migue	.300	3-2	10	2	3	1	0	1	2	7	.700	0	0	3	0	.300	0	0	0-0
35	Monge Negron Josep	.286	3-3	14	4	4	0	0	0	1	4	.286	0	0	3	0	.286	0	0	1-1
2	CEPERO SANCHEZ Vic	.286	3-2	7	2	2	1	0	0	1	3	.429	0	0	2	0	.250	1	0	0-0
11	CORDERO KUILAN Jac	.273	3-3	11	0	3	1	0	0	2	4	.364	0	0	4	0	.273	0	0	0-0
44	RIVERA AYALA Abdie	.222	3-2	9	1	2	1	0	0	0	3	.333	0	0	3	1	.222	0	0	0-0
6	MALDONADO DIAZ Ang	.200	2-2	5	0	1	0	0	0	0	1	.200	0	0	3	0	.200	0	0	0-0
8	GUZMAN VELEZ Angel	.100	3-3	10	1	1	0	0	0	0	1	.100	1	0	3	0	.182	0	0	0-0
9	RODRIGUEZ ROSADO A	.000	3-1	5	0	0	0	0	0	0	0	.000	0	0	1	0	.000	0	0	0-0
25	LAUREANO ROSADO Ia	.000	2-0	2	0	0	0	0	0	0	0	.000	0	0	1	0	.000	0	0	0-0
15	AGOSTO RIVERA Luis	.000	2-1	5	0	0	0	0	0	0	0	.000	0	0	2	0	.000	0	0	0-0
Totals		.255		110	17	28	6	0	4	14	46	.418	2	1	34	2	.272	1	0	2-2
Opponents		.439		123	40	54	12	2	8	39	94	.764	15	3	17	4	.500	3	0	1-1

(All Games, Sorted by Earned Run Avg)

#	PLAYER	ERA	W-L	SV	IP	G	GS	CG	SHO	H	R	ER	BB	SO	2B	3B	HR	AB	E/Avg	WP	HP	BK	IBB	SHA	SFA
99	ROJAS PELLICIER An	4.50	0-0	0	2.0	2	0	0	0	2	1	1	0	1	1	0	0	6	.333	0	1	0	0	0	1
5	RABASSA GINES Wilf	6.35	0-0	0	5.2	2	0	0	0	8	4	4	5	2	1	1	0	25	.320	0	0	0	0	0	0
52	SALGADO CARDONA Ma	9.64	0-0	0	4.2	1	1	0	0	6	5	5	1	2	3	0	2	20	.300	0	0	0	0	0	0
39	CABALLERO GUADALUP	10.80	0-0	0	1.2	2	0	0	0	7	2	2	1	1	1	0	1	12	.583	0	0	0	0	0	0
36	RAMOS SANTANA Keve	14.73	0-0	0	3.2	2	0	0	0	5	6	6	1	3	2	0	1	15	.333	0	1	0	0	0	1
16	Perez Varela Jean	20.25	0-1	0	2.2	1	1	0	0	9	6	6	2	3	0	0	1	15	.600	0	0	0	0	0	0
19	SANTIAGO SANTIAGO	21.60	0-1	0	1.2	1	1	0	0	6	5	4	2	1	2	0	1	10	.600	1	0	0	0	0	1
50	REYNOSO REYES Eddy	27.00	0-1	0	1.2	1	0	0	0	5	5	5	2	3	1	0	0	10	.500	0	1	0	0	0	0
34	CABAN BABILONIA Am	40.50	0-0	0	1.1	2	0	0	0	6	6	6	1	1	1	1	2	10	.600	0	0	0	0	0	0
Totals		14.04	0-3	0	25.0	3	3	0	0	54	40	39	15	17	12	2	8	123	.439	1	3	0	0	0	3
Opponents		4.00	3-0	0	27.0	3	3	0	0	28	17	12	2	34	6	0	4	110	.255	2	1	0	0	0	1

(All Games, Sorted by Fielding Pct)

#	PLAYER	C	PO	A	E	DP	FLD%	CSB	SBA	SBA%	CI	PB
17	CAMACHO ARBELO Ker	18	15	3	0	1	1.000	0	1	1.000	0	0
8	GUZMAN VELEZ Angel	14	14	0	0	2	1.000	0	0	0	0	0
35	Monge Negron Josep	14	14	0	0	0	1.000	0	0	0	0	0
11	CORDERO KUILAN Jac	9	3	6	0	2	1.000	0	0	0	0	0
15	AGOSTO RIVERA Luis	6	1	5	0	1	1.000	0	0	0	0	0
44	RIVERA AYALA Abdie	5	4	1	0	1	1.000	0	0	0	0	0
2	CEPERO SANCHEZ Vic	4	4	0	0	0	1.000	0	0	0	0	0
9	RODRIGUEZ ROSADO A	3	3	0	0	0	1.000	0	0	0	0	0
10	VEGA PINEIRO Migue	2	2	0	0	0	1.000	0	0	0	0	0
14	FELICIANO MALDONAD	2	1	1	0	0	1.000	0	0	0	0	0
5	RABASSA GINES Wilf	1	1	0	0	0	1.000	0	0	0	0	0
18	RIOS MUNIZ Emmanue	1	0	1	0	0	1.000	0	0	0	0	0
51	AYALA CARABALLO Ga	1	1	0	0	0	1.000	0	0	0	0	0
39	CABALLERO GUADALUP	1	1	0	0	0	1.000	0	0	0	0	0
77	MARTINEZ NIEVES Ju	15	10	4	1	4	.933	0	0	0	0	0
6	MALDONADO DIAZ Ang	5	1	2	2	0	.600	0	0	0	0	0
Totals		101	75	23	3	4	.970	0	1	1.000	0	0
Opponents		115	81	29	5	2	.957	0	2	1.000	0	0

ABBREVIATIONS – ABREVIATURAS

(IN ALPHABETICAL ORDER – EN ORDEN ALFABÉTICO)

HITTING – OFENSIVA			PITCHING – PITCHEO		
2B	Doubles	Dobles	2B	Doubles allowed	Dobles permitidos
3B	Triples	Triples	3B	Triples allowed	Triples permitidos
AB	At bats	Veces al bate	AB	At bats	Veces al bate
AVG	Batting average	Average de bateo	B/Avg	Opponent batting average	Average de bateo de los oponentes
BB	Base on balls	Base por bolas	BK	Balk	Balk
GDP	Grounded into double plays	Batazo para Doble Play	BB	Base on balls allowed	Bases por bolas concedidas
G	Games played	Juegos jugados	CG	Complete games	Juegos completo
H	Hits	Hits conectados	ER	Earned runs allowed	Carreras limpias permitidas
HP	Hit by pitch	Golpeado por el lanzador	ERA	Earned run average	Promedio de efectividad
HR	Homeruns	Cuadrangulares	IBB	Intentional base on balls allowed	Bases por bolas intencionales
IBB	Intentional base on balls	Base por bolas intencional	GP	Games pitched	Juegos lanzados
OB%	On base percentage	Promedio de embasado	GS	Games started	Juegos Iniciados
R	Runs scored	Carreras anotadas	H	Hits allowed	Hits permitidos
RBI	Runs batted in	Carreras impulsadas	HP	Hit by pitch	Golpeados por el lanzamiento
SB / ATT	Stolen bases / SB attempts	Bases Robadas / Intentos de robo	HR	Home runs allowed	Cuadrangulares permitidos
SF	Sacrifice flies	Sacrificio Fly	IP	Innings played	Entradas lanzadas
SH	Sacrifice hits	Toque de sacrificio	R	Runs allowed	Carreras permitidas
SLG%	Slugging percentage	Average de slugging	SO	Strikeouts	Ponches propinados
SO	Strikeouts	Ponches	SFA	Sacrifice flies allowed	Sacrificios fly permitidos
TB	Total bases	Total de bases alcanzadas por hit	SHA	Sacrifice hits allowed	Toques de sacrificio permitidos
			SHO	Shutouts / Combination shutouts	Blanqueos / Blanqueos combinados
			SV	Saves	Juegos salvados
			W-L	Wins/Losses	Juegos ganados/Perdidos
			WP	Wild pitches	Wild pitches

FIELDING – DEFENSA		
A	Assists	Asistencias
C	Chances	Total de lances
CI	Catcher's interference	Interferencia del receptor
CSB	Caught stealing (by pitcher and catcher)	Atrapado robando (del lanzador y del receptor)
DP	Double plays participated in	Participaciones en doble play
E	Errors	Errores
FLD%	Fielding percentage	Promedio de defensa
PB	Passed balls (catcher)	Passed ball (receptor)
PO	Putouts	Outs (Eliminaciones)
SBA	Stolen bases allowed (pitcher and catcher)	Robos permitidos (lanzador y receptor)
SBA%	Stolen bases against percentage (pitcher and catcher)	Promedio de robos permitidos (lanzador y receptor)