



WBSC

**U-15 WOMEN'S
SOFTBALL
WORLD CUP™**

NR. 05

JULY 02, 2025

DAILY REPORT REPORTE DIARIO

@WBSC #SoftballWorldCupWU15

FOR THE TITLE OF
WORLD CHAMPION

WBSC.ORG



SUPER ROUND, PLACEMENT ROUND AND FINALS SUPER RONDA, RONDA DE CLASIFICACIÓN Y FINALES

STANDINGS – POSICIÓN DE EQUIPOS

SUPER ROUND – SUPER RONDA						
RK	TEAM – EQUIPO	GP	W	L	AVG	GB
1	JAPAN	3	3	0	1.000	-
1	USA	3	3	0	1.000	-
3	PUERTO RICO	3	2	1	.667	1.0
3	CZECHIA	3	1	2	.333	2.0
5	MEXICO	3	0	3	.000	3.0
5	CHINESE TAIPEI	3	0	3	.000	3.0













PLACEMENT ROUND – RONDA DE CLASIFICACION						
RK	TEAM – EQUIPO	GP	W	L	AVG	GB
1	CANADA	3	3	0	1.000	-
1	ITALY	3	2	1	.667	1.0
3	AMERICAN SAMOA	3	1	2	.333	2.0
3	AUSTRALIA	3	1	2	.333	2.0
5	SPAIN	3	1	2	.333	2.0
5	SINGAPORE	3	1	2	.333	2.0

The Teams are placed according to the Tournament Regulations for the WBSC.

Los equipos son ordenados en atención a los Reglamentos Oficiales de la WBSC.

SUPER ROUND, PLACEMENT ROUND AND FINALS SUPER RONDA, RONDA DE CLASIFICACIÓN Y FINALES

SCHEDULE AND RESULTS – CALENDARIO Y RESULTADOS

SUPER ROUND SUPER RONDA	PLACEMENT ROUND RONDA DE CLASIFICACIÓN
 CZECHIA	 AMERICAN SAMOA
 JAPAN	 AUSTRALIA
 MEXICO	 CANADA
 PUERTO RICO	 SPAIN
 CHINESE TAIPEI	 ITALY
 USA	 SINGAPORE

FRIDAY JUNE 27, 2025 – VIERNES 27 DE JUNIO DE 2025

#	Hour Hora	Stadium Campo	Group Grupo	Visitor Team Equipo Visitante	Home Team Equipo Local	Score	Inn
3	13:00	CS Peppino Colombo Legnano	A	 MEXICO	 PUERTO RICO	3 - 10	5
4	15:00	Francesco Nespoli Caronno Pertusella	B	 CHINESE TAIPEI	 USA	1 - 16	3
5	16:00	CS Peppino Colombo Legnano	B	 AUSTRALIA	 SINGAPORE	11 - 0	4
6	20:00	Francesco Nespoli Caronno Pertusella	A	 ITALY	 SPAIN	12 - 1	5

SATURDAY JUNE 28, 2025 – SÁBADO 28 DE JUNIO DE 2025

#	Hour Hora	Stadium Campo	Group Grupo	Visitor Team Equipo Visitante	Home Team Equipo Local	Score	Inn
7	10:00	CS Peppino Colombo Legnano	B	 CHINESE TAIPEI	 CZECHIA	0 - 1	
9	13:00	CS Peppino Colombo Legnano	A	 PUERTO RICO	 JAPAN	10 - 7	5
10	13:30	Francesco Nespoli Caronno Pertusella	B	 SINGAPORE	 CANADA	3 - 8	
12	1630	Francesco Nespoli Caronno Pertusella	A	 SPAIN	 AMERICAN SAMOA	7 - 6	8

SUPER ROUND, PLACEMENT ROUND AND FINALS SUPER RONDA, RONDA DE CLASIFICACIÓN Y FINALES

SCHEDULE AND RESULTS – CALENDARIO Y RESULTADOS

SUNDAY JUNE 29, 2025 – DOMINGO 29 DE JUNIO DE 2025

#	Hour Hora	Stadium Campo	Group Grupo	Visitor Team Equipo Visitante	Home Team Equipo Local	Score	Inn
18	13:30	Francesco Nespoli Caronno Pertusella	A	JAPAN	MEXICO	6 - 0	
19	16:00	CS Peppino Colombo Legnano	B	CZECHIA	USA	0 - 15	3
22	19:30	Francesco Nespoli Caronno Pertusella	A	AMERICAN SAMOA	ITALY	0 - 3	

MONDAY JUNE 30, 2025 – LUNES 30 DE JUNIO DE 2025

#	Hour Hora	Stadium Campo	Group Grupo	Visitor Team Equipo Visitante	Home Team Equipo Local	Score	Inn
24	10:30	Francesco Nespoli Caronno Pertusella	B	CANADA	AUSTRALIA	7 - 0	5

WEDNESDAY JULY 2, 2025 – MIÉRCOLES 2 DE JULIO DE 2025

#	Hour Hora	Stadium Campo	Group Grupo	Visitor Team Equipo Visitante	Home Team Equipo Local	Score	Inn
33	14:30	Francesco Nespoli Caronno Pertusella	SR	MEXICO	USA	0 - 7	5
34	15:00	CS Peppino Colombo Legnano	SR	PUERTO RICO	CZECHIA	10 - 0	
35	18:30	Francesco Nespoli Caronno Pertusella	SR	CHINESE TAIPEI	JAPAN	0 - 4	
31	10:30	Francesco Nespoli Caronno Pertusella	PR	AMERICAN SAMOA	AUSTRALIA	8 - 1	5
32	11:00	CS Peppino Colombo Legnano	PR	SINGAPORE	SPAIN	8 - 6	
36	19:00	CS Peppino Colombo Legnano	PR	ITALY	CANADA	0 - 9	5

Local time in Lombardy, Italy (GMT +2) / Hora local en Lombardía, Italy (GMT+2)

SUPER ROUND, PLACEMENT ROUND AND FINALS SUPER RONDA, RONDA DE CLASIFICACIÓN Y FINALES

SCHEDULE AND RESULTS – CALENDARIO Y RESULTADOS

THURSDAY JULY 3, 2025 – JUEVES 3 DE JULIO DE 2025

#	Hour Hora	Stadium Campo	Group Grupo	Visitor Team Equipo Visitante	Home Team Equipo Local	Score	Inn
37	10:30	Francesco Nespoli Caronno Pertusella	SR	MEXICO	CZECHIA		
40	15:00	CS Peppino Colombo Legnano	SR	CHINESE TAIPEI	PUERTO RICO		
42	19:00	CS Peppino Colombo Legnano	SR	USA	JAPAN		
38	11:00	CS Peppino Colombo Legnano	PR	SPAIN	AUSTRALIA		
39	14:30	Francesco Nespoli Caronno Pertusella	PR	AMERICAN SAMOA	CANADA		
41	18:30	Francesco Nespoli Caronno Pertusella	PR	SINGAPORE	ITALY		

FRIDAY JULY 4, 2025 – VIERNES 4 DE JULIO DE 2025

#	Hour Hora	Stadium Campo	Group Grupo	Visitor Team Equipo Visitante	Home Team Equipo Local	Score	Inn
44	11:00	CS Peppino Colombo Legnano	SR	MEXICO	CHINESE TAIPEI		
45	14:30	Francesco Nespoli Caronno Pertusella	SR	CZECHIA	JAPAN		
47	18:30	Francesco Nespoli Caronno Pertusella	SR	PUERTO RICO	USA		
43	10:30	Francesco Nespoli Caronno Pertusella	PR	SPAIN	CANADA		
46	15:00	CS Peppino Colombo Legnano	PR	SINGAPORE	AMERICAN SAMOA		
48	19:00	CS Peppino Colombo Legnano	PR	AUSTRALIA	ITALY		

SATURDAY JULY 5, 2025 – SÁBADO 5 DE JULIO DE 2025

#	Hour Hora	Stadium Campo	Group Grupo	Visitor Team Equipo Visitante	Home Team Equipo Local	Score	Inn
49	15:00	Francesco Nespoli Caronno Pertusella	BRONZE 	4th place Super Round	3rd place Super Round		
50	19:00	Francesco Nespoli Caronno Pertusella	GOLD 	2nd place Super Round	1st place Super Round		

Local time in Lombardy, Italy (GMT +2) / Hora local en Lombardía, Italy (GMT+2)

GAME SUMMARY - RESULTADO DEL JUEGO 33

(SUPER ROUND – SUPER RONDA)



MEXICO - USA



Jul 02, 2025 at Caronno Pertusella and Legnano (ITA), Campo Softball Francesco Nespoli

```
-----
Mexico..... ..000 00 - 0 5 2 (3-3)
United States of America 210 22 - 7 10 0 (6-0)
-----
```

Pitchers: Mexico - PALACIOS MARTINEZ Jimena, RAMIREZ MARTINEZ Daniela, COBOS AVALOS Maria Fernanda

United States of America - REIS Lucille Isabella

Win: REIS Lucille Isabella (2-0)

Loss: PALACIOS MARTINEZ Jimena (1-1)

Save: NONE

Attendance: 213

Start: 14:30

Time: 1:40

Weather: Sunny - 33°C

Game Notes: None

Umpires: HP-Justin Bradley VAN HORN (CAN), 1B-Arjan de Wever (NED), 2B-Ysidro Almonte Caraballo (DOM), 3B-Vojtěch Machovský (CZE)

Scorers: Fabio ZACCARIA (ITA), Michael CRAIG (USA), Gianmarco BEDETTI (ITA)

TC: Luis REDÍN (ESP), Giovanni SANNA (ITA)

GAME SUMMARY - RESULTADO DEL JUEGO 34

(SUPER ROUND – SUPER RONDA)



PUERTO RICO - CZECHIA



Jul 02, 2025 at Caronno Pertusella and Legnano (ITA), Centro Sportivo Peppino Colombo

```
-----
Puerto Rico.....010 005 4 - 10 10 2 (5-1)
Czechia.....000 000 0 - 0 3 0 (3-3)
-----
```

Pitchers: Puerto Rico - ORTIZ Isabella Hanami, MEGNAUTH Makayla Mya, MELENDEZ Maya Rose
Czechia - ŠVECOVÁ Markéta, HRÍVOVÁ Veronika, BUDÍNOVÁ Natálie

Win: MEGNAUTH Makayla Mya (2-0)

Loss: ŠVECOVÁ Markéta (2-2)

Save: NONE

Homeruns: Puerto Rico: ORTIZ Isabella Hanami

Attendance: 53

Start: 15:00

Time: 2:16

Weather: Sunny, 32°C

Game Notes: None

Umpires: HP-Leslie Anderson (USA), 1B-Gregorio Carletti (ITA), 2B-Britt Nielandt (BEL), 3B-Denis CODARINI (ITA)

Scorers: Guillem ALZAMORA (ESP), Marco VANDI (ITA), Elisabet SALVADOR (ESP)

TC: Ray GUTIERREZ (USA), Petra Jose ARENDS (NED)

GAME SUMMARY - RESULTADO DEL JUEGO 35

(SUPER ROUND – SUPER RONDA)



CHINESE TAIPEI - JAPAN



Jul 02, 2025 at Caronno Pertusella and Legnano (ITA), Campo Softball Francesco Nespoli

```

-----
Chinese Taipei.....000 000 0 - 0 3 0 (3-3)
Japan.....100 300 (X) - 4 7 1 (6-0)
-----

```

Pitchers: Chinese Taipei - CHAO Yu-Chieh, DE LE Lu-Pu-Jia-Ge
Japan - NAGATA Ran, NAKAMURA Saya, KITAMURA Haru, TAKAHARA Juria

Win: NAGATA Ran (1-0)

Loss: CHAO Yu-Chieh (1-1)

Save: NONE

Homeruns: Japan: KAWAII Ruka

Attendance: 85

Start: 18:30

Time: 1:46

Weather: Partly Cloudy - 34° C

Game Notes: None

Umpires: HP-Sara Dielen (BEL), 1B-Ysidro Almonte Caraballo (DOM), 2B-Lory Lamieri (ITA), 3B-Arjan de Wever (NED)

Scorers: Michael CRAIG (USA), Vincenzo AMORUSO (ITA), Stefano BURLINI (ITA)

TC: Eva Trevisan (ITA), LuíS REDÍN (ESP)

GAME SUMMARY - RESULTADO DEL JUEGO 31

(PLACEMENT ROUND – RONDA DE CLASIFICACIÓN)



AMERICAN SAMOA - AUSTRALIA



Jul 02, 2025 at Caronno Pertusella and Legnano (ITA), Campo Softball Francesco Nespoli

```

-----
American Samoa.....340 10 - 8 6 0 (1-5)
Australia.....100 00 - 1 3 3 (2-4)
-----

```

Pitchers: American Samoa - BUSCHER Cadence Joy

Australia - MALO Leilani Leulgati, SUTTON Sienna Grace, MIDDLETON Jessica Kate

Win: BUSCHER Cadence Joy (1-4)

Loss: MALO Leilani Leulgati (0-1)

Save: NONE

Attendance: 65

Start: 10:30

Time: 1:41

Weather: Sunny - 27° C

Game Notes: None

Umpires: HP-Sabrina FABRIZI (ITA), 1B-Lory Lamieri (ITA), 2B-Vojtěch Machovský (CZE), 3B-Sara Dielen (BEL)

Scorers: Marco STOOVELAAR (NED), Gianmarco BEDETTI (ITA), Fabio ZACCARIA (ITA)

TC: Giovanni SANNA (ITA), Johann Garigliano (ITA)

GAME SUMMARY - RESULTADO DEL JUEGO 32

(PLACEMENT ROUND – RONDA DE CLASIFICACIÓN)



SINGAPORE - SPAIN



Jul 02, 2025 at Caronno Pertusella and Legnano (ITA), Centro Sportivo Peppino Colombo

```
-----
Singapore.....103 013 0 - 8 7 5 (1-5)
Spain.....005 100 0 - 6 6 3 (1-5)
-----
```

Pitchers: Singapore - WU Yongyi
 Spain - HUERGA Alicia, ALBALADEJO CASTILLO María, HERNÁNDEZ Rosamar
 Win: WU Yongyi (1-2)
 Loss: ALBALADEJO CASTILLO María (0-2)
 Save: NONE
 Attendance: 62
 Start: 11:00
 Time: 2:20
 Weather: Sunny 28°C
 Game Notes: None

Umpires: HP-Denis CODARINI (ITA), 1B-Gregorio Carletti (ITA), 2B-Heeyoung CHO (KOR), 3B-Alen Magdalenic (CRO)
 Scorer: Stefano BURLINI (ITA), Vincenzo AMORUSO (ITA), Guillem ALZAMORA (ESP)
 TC: Goose GILLET (ISR), Ray GUTIERREZ (USA)

GAME SUMMARY - RESULTADO DEL JUEGO 36

(PLACEMENT ROUND – RONDA DE CLASIFICACIÓN)



ITALY - CANADA



Jul 02, 2025 at Caronno Pertusella and Legnano (ITA), Centro Sportivo Peppino Colombo

```
-----
Italy.....000 0 0 - 0 3 3 (2-4)
Canada.....270 0(X) - 9 8 0 (3-3)
-----
```

Pitchers: Italy - BOTTAZZI Sabrina, SOLDI Rebecca
 Canada - CLEGG Rachel Jean
 Win: CLEGG Rachel Jean (2-3)
 Loss:
 Save: NONE
 Attendance: 147
 Start: 19:00
 Time: 1:12
 Weather: Partly cloudy - 31°C
 Game Notes: None

Umpires: HP-Jan Svatoš (CZE), 1B-Britt Nielandt (BEL), 2B-Alen Magdalenic (CRO), 3B-Leslie Anderson (USA)
 Scorer: Elisabet SALVADOR (ESP), Marco STOOVELAAR (NED), Marco VANDI (ITA)
 TC: Petra Jose ARENDS (NED), Goose GILLET (ISR)



INDIVIDUAL LEADERS SUMMARY RESUMEN DE LIDERES INDIVIDUALES

(INCLUDING GAMES 1-36 – INCLUYENDO JUEGOS DEL 1 AL 36)

BATTING LEADERS – LIDERES OFENSIVOS

BATTING AVERAGE (min 2.1 PA/G)

1.	ORTIZ Isabella Han, PUR	.727
2.	MOCHIZUKI Mioka, JPN	.667
-	WILLIAMS Khloe Aly, USA	.667
4.	LANDERS Michaela A, USA	.600
5.	MELENDEZ Nylah Ada, PUR	.583
6.	SAITO Skyla Marie, USA	.545
7.	BRONOWICZ Ashleigh, USA	.538
-	ENNIS Mia Lynn, USA	.538
9.	4 Tied at	.500

RUNS

1.	LANDERS Michaela A, USA	10
-	WILLIAMS Khloe Aly, USA	10
3.	BRONOWICZ Ashleigh, USA	7
-	EICHOLTZ Allison K, USA	7
-	MCISAAC Robyn Mya, CAN	7
6.	4 Tied at	6

DOUBLES

1.	ORTIZ Isabella Han, PUR	4
2.	SOTO Melody Lorrai, USA	3
3.	EICHOLTZ Allison K, USA	2
-	ENNIS Mia Lynn, USA	2
-	HERRANZ GARCIA Mar, ESP	2
-	KRAJNIAKOVA Izabel, CZE	2
-	LANDERS Michaela A, USA	2
-	NIEVES PEREZ Dylia, PUR	2
-	SAITO Skyla Marie, USA	2
10.	29 Tied at	1

TOTAL BASES

1.	MOCHIZUKI Mioka, JPN	15
-	ORTIZ Isabella Han, PUR	15
3.	EICHOLTZ Allison K, USA	14
4.	LANDERS Michaela A, USA	13
5.	SOTO Melody Lorrai, USA	12
-	WILLIAMS Khloe Aly, USA	12
7.	6 Tied at	11

SACRIFICE HITS

1.	CHANG En-Chi, TPE	4
-	LIN Yu-Xin, TPE	4
3.	COOK Amiyah Janell, ASA	3
4.	10 Tied at	2

PLATE APPEARANCES

1.	MCISAAC Robyn Mya, CAN	22
2.	KOBASEW Rylee Jane, CAN	20
-	RAYSON Leah Gayle, CAN	20
4.	8 Tied at	19

STRIKEOUTS

1.	HSU En-Shih, TPE	8
-	JENNINGS Allison P, ASA	8
3.	COOK Amiyah Janell, ASA	7
-	LAI Keona Yi Yin, SGP	7
-	VIMROVA Tereza, CZE	7
6.	DEBOLT Juliet Rhea, ASA	6
-	NUTMAN Gabriella, AUS	6
8.	9 Tied at	5

SLUGGING PCT (min 2.1 PA/G)

1.	ORTIZ Isabella Han, PUR	1.364
2.	EICHOLTZ Allison K, USA	1.167
3.	MOCHIZUKI Mioka, JPN	1.000
-	SAITO Skyla Marie, USA	1.000
-	WILLIAMS Khloe Aly, USA	1.000
6.	MELENDEZ Nylah Ada, PUR	.917
7.	LANDERS Michaela A, USA	.867
8.	SOTO Melody Lorrai, USA	.857
9.	1 Tied at	.692

HITS

1.	MOCHIZUKI Mioka, JPN	10
2.	LANDERS Michaela A, USA	9
-	MCISAAC Robyn Mya, CAN	9
4.	KOBASEW Rylee Jane, CAN	8
-	LORA ZAMBRANO Geor, MEX	8
-	ORTIZ Isabella Han, PUR	8
-	RINGLEROVA Anna, CZE	8
-	WILLIAMS Khloe Aly, USA	8
9.	6 Tied at	7

TRIPLES

1.	CHAPMAN Coco J'lee, CAN	2
-	HUNG Shih-Ting, TPE	2
-	JOHNSON Kyndall Ka, USA	2
-	ROLFE Lauren Elena, AUS	2
5.	29 Tied at	1

WALKS

1.	RAMIREZ Jazlynn Ju, ASA	6
2.	CURRY Amaya, PUR	5
-	MASINI Viola, ITA	5
4.	EICHOLTZ Allison K, USA	4
-	JOHNSON Yazmine Ti, PUR	4
-	LI Yuewen Ann, SGP	4
-	NUTMAN Gabriella, AUS	4
-	TAUTIAGA Kitama M, ASA	4
-	WILLIAMS Khloe Aly, USA	4
10.	12 Tied at	3

SACRIFICE FLY

1.	FRETTON Ella Jaye, AUS	3
-	WILLIAMS Khloe Aly, USA	3
3.	GONZALEZ GONZALEZ, MEX	2
4.	8 Tied at	1

AT BATS

1.	MCISAAC Robyn Mya, CAN	21
2.	RAYSON Leah Gayle, CAN	20
3.	KOBASEW Rylee Jane, CAN	19
4.	AGUIRRE Sarai Myli, ASA	18
-	BUSCHER Cadence Jo, ASA	18
-	CASADIO Elisa, ITA	18
-	HOU Tsai-Chieh, TPE	18
-	HUANG Yu-Ti, TPE	18
9.	3 Tied at	17

STRIKEOUTS LOOKING

1.	JENNINGS Allison P, ASA	4
2.	Bottazzi Sabrina, ITA	3
-	EICHOLTZ Allison K, USA	3
-	HSU En-Shih, TPE	3
-	NUTMAN Gabriella, AUS	3
-	SLAVIKOVA Johana, CZE	3
7.	15 Tied at	2

ON BASE PCT (min 2.1 PA/G)

1.	ORTIZ Isabella Han, PUR	.769
2.	MOCHIZUKI Mioka, JPN	.688
3.	JOHNSON Yazmine Ti, PUR	.667
-	LANDERS Michaela A, USA	.667
5.	WILLIAMS Khloe Aly, USA	.632
6.	EICHOLTZ Allison K, USA	.625
7.	MELENDEZ Nylah Ada, PUR	.615
-	SAITO Skyla Marie, USA	.615
-	THOMAS Makenzie Ni, USA	.615

RBI

1.	WILLIAMS Khloe Aly, USA	14
2.	ORTIZ Isabella Han, PUR	13
3.	EICHOLTZ Allison K, USA	9
-	MOCHIZUKI Mioka, JPN	9
-	SOTO Melody Lorrai, USA	9
6.	FRETTON Ella Jaye, AUS	7
7.	5 Tied at	5

HOMERUNS

1.	EICHOLTZ Allison K, USA	2
2.	EMONSON Mackenzie, AUS	1
-	KAWAII Ruka, JPN	1
-	MELENDEZ Nylah Ada, PUR	1
-	MOCHIZUKI Mioka, JPN	1
-	ORTIZ Isabella Han, PUR	1
-	SAITO Skyla Marie, USA	1
-	WILLIAMS Khloe Aly, USA	1

HIT BY PITCH

1.	JOHNSON Yazmine Ti, PUR	4
2.	SLANSKA KateSina, CZE	3
3.	COOK Amiyah Janell, ASA	2
-	HAGGERTY Elise Dia, AUS	2
-	MCQUIRE Tazma Eliz, AUS	2
-	METTA Alessandra, ITA	2
-	REIS Lucille Isabe, USA	2
-	THOMAS Makenzie Ni, USA	2
9.	27 Tied at	1

STOLEN BASES

1.	COOK Amiyah Janell, ASA	5
-	LANDERS Michaela A, USA	5
3.	DUQUE Janalyn Amel, PUR	3
-	MCQUIRE Tazma Eliz, AUS	3
5.	11 Tied at	2

CAUGHT STEALING

1.	12 Tied at	1
----	------------	---

GDP

1.	FRETTON Ella Jaye, AUS	1
-	MELENDEZ Nylah Ada, PUR	1
-	NARDINI Vittoria, ITA	1
-	ONG Shannon Si En, SGP	1
-	RINGLEROVA Anna, CZE	1
-	ROSKOVA Luisa, CZE	1



INDIVIDUAL LEADERS SUMMARY RESUMEN DE LIDERES INDIVIDUALES

(INCLUDING GAMES 1-36 – INCLUYENDO JUEGOS DEL 1 AL 36)

PITCHING LEADERS – LIDERES EN PITCHEO

EARNED RUN AVG (min 2.3 IP/G)

1.	MEGNAUTH Makayla M, PUR	0.50
2.	CLEGG Rachel Jean, CAN	1.30
3.	BUSCHER Cadence Jo, ASA	2.33
4.	MIDDLETON Jessica, AUS	2.86
5.	DE LE Lu-Pu-Jia-Ge, TPE	3.10
6.	Bottazzi Sabrina, ITA	3.13
7.	PINEDA ARMENDARIZ, MEX	3.27
8.	JENNINGS Allison P, ASA	3.50
	WU Yongyi, SGP	7.13

STRIKEOUTS

1.	CLEGG Rachel Jean, CAN	38
2.	MIDDLETON Jessica, AUS	22
3.	MEGNAUTH Makayla M, PUR	18
-	WU Yongyi, SGP	18
5.	MELENDEZ Maya Rose, PUR	17
-	SVECOVA Marketa, CZE	17
7.	DOSTALOVA Klara, CZE	15
8.	2 Tied at	14

GAMES

1.	MIDDLETON Jessica, AUS	6
2.	Bottazzi Sabrina, ITA	5
-	BUSCHER Cadence Jo, ASA	5
-	CLEGG Rachel Jean, CAN	5
-	MEGNAUTH Makayla M, PUR	5
-	WU Yongyi, SGP	5
7.	10 Tied at	4

SHUTOUTS

1.	CLEGG Rachel Jean, CAN	2
-	KITAMURA Haru, JPN	2
-	REIS Lucille Isabe, USA	2
4.	8 Tied at	1

LOSSES

1.	BUSCHER Cadence Jo, ASA	4
2.	CLEGG Rachel Jean, CAN	3
3.	7 Tied at	2

HIT BY PITCH

1.	CLEGG Rachel Jean, CAN	5
-	PINEDA ARMENDARIZ, MEX	5
3.	BUSCHER Cadence Jo, ASA	4
4.	CHAO Yu-Chieh, TPE	4
-	MIDDLETON Jessica, AUS	3
6.	6 Tied at	2

RUNS ALLOWED

1.	WU Yongyi, SGP	36
2.	LI Yueqi Stefania, SGP	19
3.	BUSCHER Cadence Jo, ASA	18
4.	ALBALADEJO CASTILL, ESP	16
-	ALONSO SOSA Lakshm, ESP	16
-	CHAO Yu-Chieh, TPE	13
7.	CHMELIKOVA Barbora, CZE	12
-	SIM Ee Lin Ivy, SGP	12
9.	1 Tied at	11

OPPOSING AVG (min 2.3 IP/G)

1.	MEGNAUTH Makayla M, PUR	.136
2.	CLEGG Rachel Jean, CAN	.169
3.	Bottazzi Sabrina, ITA	.207
4.	BUSCHER Cadence Jo, ASA	.250
5.	PINEDA ARMENDARIZ, MEX	.263
6.	MIDDLETON Jessica, AUS	.268
7.	DE LE Lu-Pu-Jia-Ge, TPE	.275
8.	JENNINGS Allison P, ASA	.276
	WU Yongyi, SGP	.340

WINS

1.	CLEGG Rachel Jean, CAN	2
-	JOHNSON Braelyn Ra, USA	2
-	KITAMURA Haru, JPN	2
-	MEGNAUTH Makayla M, PUR	2
-	MELENDEZ Maya Rose, PUR	2
-	NAKAMURA Saya, JPN	2
-	PINEDA ARMENDARIZ, MEX	2
-	REIS Lucille Isabe, USA	2
-	SVECOVA Marketa, CZE	2
10.	18 Tied at	1

GAMES STARTED

1.	BUSCHER Cadence Jo, ASA	4
-	CLEGG Rachel Jean, CAN	4
-	MIDDLETON Jessica, AUS	4
4.	6 Tied at	3

SACRIFICE HITS AGAINST

1.	BUSCHER Cadence Jo, ASA	5
-	CLEGG Rachel Jean, CAN	5
3.	RAMIREZ MARTINEZ D, MEX	4
4.	DOSTALOVA Klara, CZE	3
-	JENNINGS Allison P, ASA	3
-	MELENDEZ Maya Rose, PUR	3
-	MIDDLETON Jessica, AUS	3
-	TAKAHARA Juria, JPN	3
-	WU Yongyi, SGP	3
10.	10 Tied at	2

WILD PITCHES

1.	BUSCHER Cadence Jo, ASA	7
-	LI Yueqi Stefania, SGP	7
-	WU Yongyi, SGP	7
4.	ALBALADEJO CASTILL, ESP	6
5.	ALONSO SOSA Lakshm, ESP	5
6.	MIDDLETON Jessica, AUS	4
-	PALACIOS MARTINEZ, MEX	4
8.	7 Tied at	3

INTENTIONAL WALKS

1.	CHAO Yu-Chieh, TPE	2
-	CLEGG Rachel Jean, CAN	2
3.	METTA Alessandra, ITA	1
-	PALACIOS MARTINEZ, MEX	1
-	SOLDI Rebecca, ITA	1

EARNED RUNS (min 2.3 IP/G)

1.	MEGNAUTH Makayla M, PUR	1
2.	CLEGG Rachel Jean, CAN	5
3.	MIDDLETON Jessica, AUS	6
4.	Bottazzi Sabrina, ITA	7
-	JENNINGS Allison P, ASA	7
-	PINEDA ARMENDARIZ, MEX	7
7.	BUSCHER Cadence Jo, ASA	8
8.	DE LE Lu-Pu-Jia-Ge, TPE	9
	WU Yongyi, SGP	19

INNINGS PITCHED

1.	CLEGG Rachel Jean, CAN	27.0
2.	BUSCHER Cadence Jo, ASA	24.0
3.	DE LE Lu-Pu-Jia-Ge, TPE	20.1
4.	WU Yongyi, SGP	18.2
5.	Bottazzi Sabrina, ITA	15.2
6.	PINEDA ARMENDARIZ, MEX	15.0
7.	MIDDLETON Jessica, AUS	14.2
8.	JENNINGS Allison P, ASA	14.0
-	MEGNAUTH Makayla M, PUR	14.0
10.	2 Tied at	13.0

SAVES

1.	MEGNAUTH Makayla M, PUR	1
-	MIDDLETON Jessica, AUS	1
-	NAGATA Ran, JPN	1
-	TAKAHARA Juria, JPN	1

COMPLETE GAMES

1.	BUSCHER Cadence Jo, ASA	3
-	CLEGG Rachel Jean, CAN	3
-	WU Yongyi, SGP	3
4.	DE LE Lu-Pu-Jia-Ge, TPE	2
-	KITAMURA Haru, JPN	2
-	PINEDA ARMENDARIZ, MEX	2
-	REIS Lucille Isabe, USA	2
8.	10 Tied at	1

SACRIFICE FLIES AGAINST

1.	WU Yongyi, SGP	3
2.	BUSCHER Cadence Jo, ASA	2
-	CHAO Yu-Chieh, TPE	2
-	MEGNAUTH Makayla M, PUR	2
5.	7 Tied at	1

ILLEGAL PITCHES

1.	ORTIZ Isabella Han, PUR	3
2.	HERNANDEZ MARCANO, ESP	2
3.	JENNINGS Allison P, ASA	1
-	REIS Lucille Isabe, USA	1
-	TAKAHARA Juria, JPN	1

HITS ALLOWED

1.	WU Yongyi, SGP	33
2.	BUSCHER Cadence Jo, ASA	24
3.	DE LE Lu-Pu-Jia-Ge, TPE	22
4.	GARRIDO DEL PRADO, ESP	19
5.	ALBALADEJO CASTILL, ESP	16
-	CHAO Yu-Chieh, TPE	16
-	JENNINGS Allison P, ASA	16
-	LI Yueqi Stefania, SGP	16
9.	4 Tied at	15

WALKS ALLOWED (min 2.3 IP/G)

1.	MEGNAUTH Makayla M, PUR	1
2.	Bottazzi Sabrina, ITA	3
-	DE LE Lu-Pu-Jia-Ge, TPE	3
-	MIDDLETON Jessica, AUS	3
5.	JENNINGS Allison P, ASA	4
6.	WU Yongyi, SGP	5
7.	BUSCHER Cadence Jo, ASA	8
-	PINEDA ARMENDARIZ, MEX	8
	CLEGG Rachel Jean, CAN	9



INDIVIDUAL LEADERS SUMMARY RESUMEN DE LIDERES INDIVIDUALES

(INCLUDING GAMES 1-36 – INCLUYENDO JUEGOS DEL 1 AL 36)

FIELDING LEADERS – LIDERES DEFENSIVOS

PUTOUTS

1. KAWAAI Ruka, JPN	46
2. HSU En-Shih, TPE	43
3. MCISAAC Robyn Mya, CAN	42
4. MOCHIZUKI Mioka, JPN	37
5. SOLDI Rebecca, ITA	36
6. JIROTKOVA AndSla, CZE	34
7. KOBASEW Rylee Jane, CAN	33
8. FRETTON Ella Jaye, AUS	31
9. WILLIAMS Khloe Aly, USA	30

ASSISTS

1. MASINI Viola, ITA	17
2. TAUTIAGA Kitanna M, ASA	15
3. SAN MIGUEL SANTAMA, ESP	13
4. BISSA Anita, ITA	12
- BUSCHER Cadence Jo, ASA	12
- CHAPMAN Coco J'lee, CAN	12
- HOU Tsai-Chieh, TPE	12
8. 5 Tied at	10

ERRORS

1. VAN DER BEEK Sonya, SGP	5
2. AGUIRRE Sarai Myli, ASA	4
- NG Renaise Sze Lin, SGP	4
- ONG Shannon Si En, SGP	4
- VALDERRAMA MARTIN, ESP	4
6. 9 Tied at	3

CAUGHT STEALING

1. COLINO Giorgia, ITA	3
2. HILL Emilee Theres, AUS	2
- KAWAAI Ruka, JPN	2
- MELENDEZ Nylah Ada, PUR	2
5. FRETTON Ella Jaye, AUS	1
- JIROTKOVA AndSla, CZE	1
- SLAVIKOVA Johana, CZE	1



TEAM'S STATS RANKING ESTADÍSTICAS POR EQUIPO

(INCLUDING GAMES 1-36 – INCLUYENDO JUEGOS DEL 1 AL 36)

BATTING – BATEO

TEAM	AVG	G	AB	R	H	2B	3B	HR	RBI	TB	SLG%	BB	HP	SO	GDP	OB%	SF	SH	SB-ATT
United States	.512	6	129	68	66	13	5	4	57	101	.783	21	8	18	0	.586	4	5	15-16
Puerto Rico	.387	6	137	48	53	10	1	2	42	71	.518	22	4	18	1	.482	1	1	12-14
Japan	.318	6	148	36	47	3	4	2	28	64	.432	18	1	14	0	.393	1	12	3-3
Canada	.285	6	158	29	45	4	7	0	26	63	.399	10	1	33	0	.327	2	1	5-6
Italy	.276	6	134	19	37	3	2	0	14	44	.328	16	3	29	1	.366	0	5	6-6
Mexico	.256	6	133	20	34	3	2	0	16	41	.308	10	2	26	0	.311	3	5	3-4
Chinese Taipei	.248	6	133	27	33	1	5	0	16	44	.331	10	3	33	0	.315	0	14	6-6
Czechia	.239	6	130	21	31	5	3	0	11	42	.323	11	6	37	2	.327	0	6	1-3
Australia	.231	6	130	27	30	3	4	1	22	44	.338	16	6	40	1	.333	4	4	6-7
American Samoa	.166	6	139	18	23	0	1	0	14	25	.180	18	6	53	0	.287	1	6	10-13
Spain	.124	6	121	15	15	2	2	0	8	21	.174	12	3	37	0	.221	0	2	0-1
Singapore	.111	6	99	11	11	3	1	0	6	16	.162	14	3	36	1	.241	0	4	3-3
TOTALS	.267	36	1591	339	425	50	37	9	260	576	.362	178	46	374	6	.354	16	65	70-82

PITCHING – PITCHEO

TEAM	ERA	W-L	SV	IP	GS	CG	SHO	H	R	ER	BB	SO	2B	3B	HR	AB	B/Avg	WP	HP	IP	SHA	SFA
United States	0.00	6-0	0	26.0	6	4	4	10	1	0	5	30	2	0	0	84	.119	2	0	1	3	0
Japan	0.18	6-0	2	38.0	6	2	2	16	6	1	13	44	2	0	0	123	.130	1	2	1	5	0
Puerto Rico	1.55	5-1	1	31.2	6	2	2	17	10	7	15	45	2	2	0	103	.165	3	1	3	5	2
Canada	2.23	3-3	0	37.2	6	3	2	24	18	12	16	47	5	1	1	128	.188	5	6	0	7	1
American Samoa	2.76	1-5	0	38.0	6	4	0	40	28	15	12	23	5	4	0	154	.260	10	4	1	8	2
Italy	4.16	2-3	0	32.0	6	1	1	38	31	19	11	17	4	1	1	138	.275	6	5	0	4	0
Mexico	4.44	3-3	0	34.2	6	3	1	41	26	22	20	29	5	4	1	138	.297	7	8	0	6	0
Czechia	4.71	3-3	0	35.2	6	1	1	41	36	24	21	38	8	5	1	140	.293	10	1	0	5	1
Chinese Taipei	5.20	3-3	0	35.0	6	4	1	43	30	26	10	19	7	2	3	144	.299	1	6	0	4	2
Australia	5.56	2-4	1	34.0	6	0	0	40	34	27	18	35	2	6	0	134	.299	5	7	0	6	1
Spain	5.79	1-5	0	32.2	6	0	0	54	52	27	25	21	3	3	0	150	.360	15	3	2	8	2
Singapore	9.73	1-5	0	27.1	6	3	0	61	67	38	12	26	5	9	2	155	.394	16	3	0	4	5
TOTALS	3.79	36-35	4	402.2	72	27	14	425	339	218	178	374	50	37	9	1591	.267	81	46	8	65	16

DEFENSE – DEFENSA

TEAM	C	PO	A	E	DP	FLD%	CSB	SBA	SBA%	CI	PB
United States	112	78	32	2	2	.982	0	0	0	0	2
Puerto Rico	136	95	37	4	3	.971	2	2	.500	0	0
Japan	167	114	46	7	3	.958	2	4	.667	0	0
Canada	167	113	48	6	1	.964	0	3	1.000	0	0
Italy	169	96	58	15	0	.911	3	3	.500	0	1
Mexico	155	104	44	7	1	.955	0	5	1.000	0	2
Chinese Taipei	162	105	52	5	2	.969	0	4	1.000	0	1
Czechia	156	107	41	8	2	.949	2	7	.778	0	0
Australia	153	102	39	12	3	.922	3	8	.727	0	3
American Samoa	184	114	53	17	1	.908	0	8	1.000	0	3
Spain	165	98	45	22	4	.867	0	13	1.000	0	3
Singapore	133	82	25	26	0	.805	0	13	1.000	0	1
TOTALS	1859	1208	520	131	22	.930	12	70	.854	0	16



ABBREVIATIONS – ABREVIATURAS (IN ALPHABETICAL ORDER – EN ORDEN ALFABÉTICO)

HITTING – OFENSIVA			PITCHING – PITCHEO		
2B	Doubles	Dobles	2B	Doubles allowed	Dobles permitidos
3B	Triples	Triples	3B	Triples allowed	Triples permitidos
AB	At bats	Veces al bate	AB	At bats	Veces al bate
AVG	Batting average	Average de bateo	B/Avg	Opponent batting average	Average de bateo de los oponentes
BB	Base on balls	Base por bolas	BK	Balk	Balk
GDP	Grounded into double plays	Batazo para Doble Play	BB	Base on balls allowed	Bases por bolas concedidas
G	Games played	Juegos jugados	CG	Complete games	Juegos completo
H	Hits	Hits conectados	ER	Earned runs allowed	Carreras limpias permitidas
HP	Hit by pitch	Golpeado por el lanzador	ERA	Earned run average	Promedio de efectividad
HR	Homeruns	Cuadrangulares	IBB	Intentional base on balls allowed	Bases por bolas intencionales
IBB	Intentional base on balls	Base por bolas intencional	GP	Games pitched	Juegos lanzados
OB%	On base percentage	Promedio de embasado	GS	Games started	Juegos Iniciados
R	Runs scored	Carreras anotadas	H	Hits allowed	Hits permitidos
RBI	Runs batted in	Carreras impulsadas	HP	Hit by pitch	Golpeados por el lanzamiento
SB / ATT	Stolen bases / SB attempts	Bases Robadas / Intentos de robo	HR	Home runs allowed	Cuadrangulares permitidos
SF	Sacrifice flies	Sacrificio Fly	IP	Innings played	Entradas lanzadas
SH	Sacrifice hits	Toque de sacrificio	R	Runs allowed	Carreras permitidas
SLG%	Slugging percentage	Average de slugging	SO	Strikeouts	Ponches propinados
SO	Strikeouts	Ponches	SFA	Sacrifice flies allowed	Sacrificios fly permitidos
TB	Total bases	Total de bases alcanzadas por hit	SHA	Sacrifice hits allowed	Toques de sacrificio permitidos
			SHO	Shutouts / Combination shutouts	Blanqueos / Blanqueos combinados
			SV	Saves	Juegos salvados
			W-L	Wins/Losses	Juegos ganados/Perdidos
			WP	Wild pitches	Wild pitches

FIELDING – DEFENSA

A	Assists	Asistencias
C	Chances	Total de lances
CI	Catcher's interference	Interferencia del receptor
CSB	Caught stealing (by pitcher and catcher)	Atrapado robando (del lanzador y del receptor)
DP	Double plays participated in	Participaciones en doble play
E	Errors	Errores
FLD%	Fielding percentage	Promedio de defensa
PB	Passed balls (catcher)	Passed ball (receptor)
PO	Putouts	Outs (Eliminaciones)
SBA	Stolen bases allowed (pitcher and catcher)	Robos permitidos (lanzador y receptor)
SBA%	Stolen bases against percentage (pitcher and catcher)	Promedio de robos permitidos (lanzador y receptor)