



WBSC

**U-15 WOMEN'S
SOFTBALL
WORLD CUP™**

NR. 4

JUNE 30, 2025

DAILY REPORT REPORTE DIARIO

@WBSC #SoftballWorldCupWU15

FOR THE TITLE OF
WORLD CHAMPION

WBSC.ORG



OPENING ROUND – RONDA DE APERTURA

STANDINGS – POSICIÓN DE EQUIPOS

GROUP A – GRUPO A						
RK	TEAM – EQUIPO	GP	W	L	AVG	GB
1	JAPAN	5	5	0	1.000	-
2	PUERTO RICO	5	4	1	.800	1.0
3	MEXICO	5	3	2	.600	2.0
4	ITALY	5	2	3	.400	3.0
5	SPAIN	5	1	4	.200	4.0
6	AMERICAN SAMOA	5	0	5	.000	5.0

GROUP B – GRUPO B						
RK	TEAM – EQUIPO	GP	W	L	AVG	GB
1	USA	5	5	0	1.000	-
2	CZECHIA	5	3	2	.600	2.0
3	CHINESE TAIPEI	5	3	2	.600	2.0
4	CANADA	5	2	3	.400	3.0
5	AUSTRALIA	5	2	3	.400	3.0
6	SINGAPORE	5	0	5	.000	5.0

The Teams are placed according to the Tournament Regulations for the WBSC.

Los equipos son ordenados en atención a los Reglamentos Oficiales de la WBSC.

OPENING ROUND – RONDA DE APERTURA

SCHEDULE AND RESULTS – CALENDARIO Y RESULTADOS

GROUP A - GRUPO A	GROUP B - GRUPO B
 AMERICAN SAMOA	 AUSTRALIA
 SPAIN	 CANADA
 ITALY	 CZECHIA
 JAPAN	 SINGAPORE
 MEXICO	 CHINESE TAIPEI
 PUERTO RICO	 USA

FRIDAY JUNE 27, 2025 – VIERNES 27 DE JUNIO DE 2025

#	Hour Hora	Stadium Campo	Group Grupo	Visitor Team Equipo Visitante	Home Team Equipo Local	Score	Inn
1	10:30	CS Peppino Colombo Legnano	B	 CANADA	 CZECHIA	2 - 3	
2	10:30	Francesco Nespoli Caronno Pertusella	A	 AMERICAN SAMOA	 JAPAN	2 - 6	
3	13:00	CS Peppino Colombo Legnano	A	 MEXICO	 PUERTO RICO	3 - 10	5
4	15:00	Francesco Nespoli Caronno Pertusella	B	 CHINESE TAIPEI	 USA	1 - 16	3
5	16:00	CS Peppino Colombo Legnano	B	 AUSTRALIA	 SINGAPORE	11 - 0	4
6	20:00	Francesco Nespoli Caronno Pertusella	A	 ITALY	 SPAIN	12 - 1	5

Local time in Lombardy, Italy (GMT +2) / Hora local en Lombardía, Italy (GMT+2)

OPENING ROUND – RONDA DE APERTURA

SCHEDULE AND RESULTS – CALENDARIO Y RESULTADOS

SATURDAY JUNE 28, 2025 – SÁBADO 28 DE JUNIO DE 2025

#	Hour Hora	Stadium Campo	Group Grupo	Visitor Team Equipo Visitante	Home Team Equipo Local	Score	Inn
7	10:00	CS Peppino Colombo Legnano	B	 CHINESE TAIPEI	 CZECHIA	0 - 1	
8	10:30	Francesco Nespoli Caronno Pertusella	A	 MEXICO	 AMERICAN SAMOA	8 - 2	
9	13:00	CS Peppino Colombo Legnano	A	 PUERTO RICO	 JAPAN	0 - 7	5
10	13:30	Francesco Nespoli Caronno Pertusella	B	 SINGAPORE	 CANADA	3 - 8	
11	16:00	CS Peppino Colombo Legnano	B	 AUSTRALIA	 CZECHIA	9 - 4	
12	16:30	Francesco Nespoli Caronno Pertusella	A	 SPAIN	 AMERICAN SAMOA	7 - 6	8
13	19:00	CS Peppino Colombo Legnano	A	 ITALY	 JAPAN	3 - 4	
14	19:30	Francesco Nespoli Caronno Pertusella	B	 USA	 CANADA	8 - 0	5

SUNDAY JUNE 29, 2025 – DOMINGO 29 DE JUNIO DE 2025

#	Hour Hora	Stadium Campo	Group Grupo	Visitor Team Equipo Visitante	Home Team Equipo Local	Score	Inn
15	10:00	CS Peppino Colombo Legnano	B	 AUSTRALIA	 CHINESE TAIPEI	6 - 8	
16	10:30	Francesco Nespoli Caronno Pertusella	A	 SPAIN	 MEXICO	0 - 7	5
17	13:00	CS Peppino Colombo Legnano	B	 CANADA	 CHINESE TAIPEI	3 - 4	10
18	13:30	Francesco Nespoli Caronno Pertusella	A	 JAPAN	 MEXICO	6 - 0	
19	16:00	CS Peppino Colombo Legnano	B	 CZECHIA	 USA	0 - 15	3
20	16:30	Francesco Nespoli Caronno Pertusella	A	 PUERTO RICO	 ITALY	15 - 0	4
21	19:00	CS Peppino Colombo Legnano	B	 SINGAPORE	 USA	0 - 15	3
22	19:30	Francesco Nespoli Caronno Pertusella	A	 AMERICAN SAMOA	 ITALY	0 - 3	

Local time in Lombardy, Italy (GMT +2) / Hora local en Lombardía, Italy (GMT+2)



OPENING ROUND – RONDA DE APERTURA

SCHEDULE AND RESULTS – CALENDARIO Y RESULTADOS

MONDAY JUNE 30, 2025 – LUNES 30 DE JUNIO DE 2025

#	Hour Hora	Stadium Campo	Group Grupo	Visitor Team Equipo Visitante	Home Team Equipo Local	Score	Inn
23	10:00	CS Peppino Colombo Legnano	A	SPAIN	PUERTO RICO	0 - 10	4
24	10:30	Francesco Nespoli Caronno Pertusella	B	CANADA	AUSTRALIA	7 - 0	5
25	13:00	CS Peppino Colombo Legnano	A	AMERICAN SAMOA	PUERTO RICO	0 - 3	
26	13:30	Francesco Nespoli Caronno Pertusella	B	SINGAPORE	CHINESE TAIPEI	0 - 14	4
27	16:00	CS Peppino Colombo Legnano	A	JAPAN	SPAIN	9 - 1	5
28	16:30	Francesco Nespoli Caronno Pertusella	B	USA	AUSTRALIA	7 - 0	
29	19:00	CS Peppino Colombo Legnano	A	ITALY	MEXICO	1 - 2	
30	19:30	Francesco Nespoli Caronno Pertusella	B	CZECHIA	SINGAPORE	13 - 0	5

Local time in Lombardy, Italy (GMT +2) / Hora local en Lombardía, Italy (GMT+2)

GAME SUMMARY - RESULTADO DEL JUEGO 23



SPAIN - PUERTO RICO



Jun 30, 2025 at Caronno Pertusella and Legnano (ITA), Centro Sportivo Peppino Colombo

```
-----
Spain.....000 0 - 0 0 3 (1-3)
Puerto Rico.....522 1 - 10 5 0 (3-1)
-----
```

Pitchers: Spain - ALONSO Lakshmi, HERNÁNDEZ Rosamar

Puerto Rico - MEGNAUTH Makayla Mya

Win: MEGNAUTH Makayla Mya (1-0)

Loss: ALONSO Lakshmi (0-2)

Save: NONE

Attendance: 72

Start: 10:03

Time: 1:08

Weather: Sunny - 31° C

Game Notes: None

Umpires: HP-Arjan de Wever (NED), 1B-Jan Svatoš (CZE), 2B-Sara Dielen (BEL), 3B-Leslie Anderson (USA)

Scorers: Fabio ZACCARIA (ITA), Paolo Lugarini (ITA), Stefano BURLINI (ITA)

TC: Ray GUTIERREZ (USA), Anna BATTIGELLI (ITA)

GAME SUMMARY - RESULTADO DEL JUEGO 24



CANADA - AUSTRALIA



Jun 30, 2025 at Caronno Pertusella and Legnano (ITA), Campo Softball Francesco Nespoli

```
-----
Canada.....110 50 - 7 9 0 (2-3)
Australia.....000 00 - 0 0 1 (2-2)
-----
```

Pitchers: Canada - CLEGG Rachel Jean

Australia - MIDDLETON Jessica Kate, BEDWELL Charlotte Marie, LAU Jamie

Win: CLEGG Rachel Jean (1-3)

Loss: MIDDLETON Jessica Kate (1-1)

Save: NONE

Attendance: 123

Start: 10:30

Time: 1:23

Weather: Sunny, 33° C

Game Notes: None

Umpires: HP-Lory Lamieri (ITA), 1B-Alen Magdalenic (CRO), 2B-Sabrina FABRIZI (ITA), 3B-Gregorio Carletti (ITA)

Scorers: Michael CRAIG (USA), Vincenzo AMORUSO (ITA), Marco STOOVELAAR (NED)

TC: Goose GILLETT (ISR), Eva Trevisan (ITA)

GAME SUMMARY - RESULTADO DEL JUEGO 25



AMERICAN SAMOA - PUERTO RICO



Jun 30, 2025 at Caronno Pertusella and Legnano (ITA), Centro Sportivo Peppino Colombo

```
-----
American Samoa.....000 000 0 - 0 1 2 (0-5)
Puerto Rico.....101 010 (X) - 3 8 0 (4-1)
-----
```

Pitchers: American Samoa - BUSCHER Cadence Joy
Puerto Rico - MELENDEZ Maya Rose, MEGNAUTH Makayla Mya

Win: MELENDEZ Maya Rose (2-1)
Loss: BUSCHER Cadence Joy (0-4)
Save: MEGNAUTH Makayla Mya (1)

Attendance: 70
Start: 13:00
Time: 1:33
Weather: Sunny - 33° C
Game Notes: None

Umpires: HP-Ysidro Almonte Caraballo (DOM), 1B-Jan Svatoš (CZE), 2B-Leslie Anderson (USA), 3B-Vojtěch Machovský (CZE)

Scorers: Guillem ALZAMORA (ESP), Paolo Lugarini (ITA), Gianmarco BEDETTI (ITA)
TC: Ray GUTIERREZ (USA), Luís REDÍN (ESP)

GAME SUMMARY - RESULTADO DEL JUEGO 26



SINGAPORE - CHINESE TAIPEI



Jun 30, 2025 at Caronno Pertusella and Legnano (ITA), Campo Softball Francesco Nespoli

```
-----
Singapore.....000 0 - 0 1 7 (0-4)
Chinese Taipei.....563 (X) - 14 9 1 (3-2)
-----
```

Pitchers: Singapore - LI Yueqi Stefania, WU Yongyi
Chinese Taipei - TSAI Pei-En

Win: TSAI Pei-En (1-0)
Loss: LI Yueqi Stefania (0-2)
Save: NONE

Attendance: 45
Start: 13:30
Time: 1:20
Weather: Sunny - 35°C
Game Notes: None

Umpires: HP-Justin Bradley VAN HORN (CAN), 1B-Britt Nielandt (BEL), 2B-Gregorio Carletti (ITA), 3B-Denis CODARINI (ITA)

Scorers: Elisabet SALVADOR (ESP), Vincenzo AMORUSO (ITA), Marco VANDI (ITA)
TC: Johann Garigliano (ITA), Eva Trevisan (ITA)

GAME SUMMARY - RESULTADO DEL JUEGO 27



JAPAN - SPAIN



Jun 30, 2025 at Caronno Pertusella and Legnano (ITA), Centro Sportivo Peppino Colombo

```
-----
Japan.....500 40 - 9 8 1 (5-0)
Spain.....001 00 - 1 1 7 (1-4)
-----
```

Pitchers: Japan - NAGATA Ran, NAKAMURA Saya, TAKAHARA Juria

Spain - ALBALADEJO CASTILLO María, GARRIDO Celia

Win: TAKAHARA Juria (1-0)

Loss: ALBALADEJO CASTILLO María (0-1)

Save: NONE

Attendance: 47

Start: 16:00

Time: 1:12

Weather: Partly cloudy - 34°C

Game Notes: None

Umpires: HP-Heeyoung CHO (KOR), 1B-Sara Dielen (BEL), 2B-Ysidro Almonte Caraballo (DOM), 3B-Arjan de Wever (NED)

Scorers: Gianmarco BEDETTI (ITA), Fabio ZACCARIA (ITA), Stefano BURLINI (ITA)

TC: Petra Jose ARENDS (NED), Anna BATTIGELLI (ITA)

GAME SUMMARY - RESULTADO DEL JUEGO 28



USA - AUSTRALIA



Jun 30, 2025 at Caronno Pertusella and Legnano (ITA), Campo Softball Francesco Nespoli

```
-----
United States of America 002 030 2 - 7 10 0 (5-0)
Australia..... ..000 000 0 - 0 0 1 (2-3)
-----
```

Pitchers: United States of America - JOHNSON Braelyn Rae

Australia - MIDDLETON Jessica Kate, BEDWELL Charlotte Marie, MALO Leilani
Leulgati, LAU Jamie

Win: JOHNSON Braelyn Rae (2-0)

Loss: BEDWELL Charlotte Marie (0-2)

Save: NONE

Attendance: 120

Start: 16:30

Time: 1:57

Weather: Partly cloudy - 37°C

Game Notes: None

Umpires: HP-Alen Magdalenic (CRO), 1B-Sabrina FABRIZI (ITA), 2B-Denis CODARINI (ITA), 3B-Lory Lamieri (ITA)

Scorers: Marco STOOVELAAR (NED), Michael CRAIG (USA), Marco VANDI (ITA)

TC: Giovanni SANNA (ITA), Goose GILLET (ISR)

GAME SUMMARY - RESULTADO DEL JUEGO 29



ITALY - MEXICO



Jun 30, 2025 at Caronno Pertusella and Legnano (ITA), Centro Sportivo Peppino Colombo

```
-----
Italy.....000 000 1 - 1 5 1 (2-3)
Mexico.....002 000 (X) - 2 6 1 (3-2)
-----
```

Pitchers: Italy - SOLDI Rebecca, BOTTAZZI Sabrina
Mexico - PINEDA ARMENDARIZ Raquel Dalila

Win: PINEDA ARMENDARIZ Raquel Dalila (2-1)

Loss: SOLDI Rebecca (0-2)

Save: NONE

Attendance: 240

Start: 19:00

Time: 1:50

Weather: Cloudy - 33° C

Game Notes: None

Umpires: HP-Vojtěch Machovský (CZE), 1B-Leslie Anderson (USA), 2B-Sara Dielen (BEL), 3B-Heeyoung CHO (KOR)

Scorers: Guillem ALZAMORA (ESP), Paolo Lugarini (ITA), Stefano BURLINI (ITA)

TC: Luís REDÍN (ESP), Petra Jose ARENDS (NED)

GAME SUMMARY - RESULTADO DEL JUEGO 30



CZECHIA - SINGAPORE



Jun 30, 2025 at Caronno Pertusella and Legnano (ITA), Campo Softball Francesco Nespoli

```
-----
Czechia.....004 36 - 13 13 2 (3-2)
Singapore.....000 00 - 0 0 7 (0-5)
-----
```

Pitchers: Czechia - DOSTÁLOVÁ Klára
Singapore - WU Yongyi

Win: DOSTÁLOVÁ Klára (1-0)

Loss: WU Yongyi (0-2)

Save: NONE

Attendance: 47

Start: 19:30

Time: 1:35

Weather: Cloudy, 34 °C

Game Notes: None

Umpires: HP-Britt Nielandt (BEL), 1B-Gregorio Carletti (ITA), 2B-Sabrina FABRIZI (ITA), 3B-Justin Bradley VAN HORN (CAN)

Scorers: Michael CRAIG (USA), Vincenzo AMORUSO (ITA), Elisabet SALVADOR (ESP)

TC: Johann Garigliano (ITA), Giovanni SANNA (ITA)



INDIVIDUAL LEADERS SUMMARY RESUMEN DE LIDERES INDIVIDUALES

(INCLUDING GAMES 1-30 – INCLUYENDO JUEGOS DEL 1 AL 30)

BATTING LEADERS – LIDERES OFENSIVOS

BATTING AVERAGE (min 2.1 PA/G)

1.	MOCHIZUKI Mioka, JPN	.692
2.	BRONOWICZ Ashleigh, USA	.636
3.	WILLIAMS Khloe Aly, USA	.600
4.	LANDERS Michaela A, USA	.583
5.	RINGLEEROVA Anna, CZE	.571
6.	EICHOLTZ Allison K, USA	.556
7.	ENNIS Mia Lynn, USA	.545
8.	SOTO Melody Lorrai, USA	.538
9.	5 Tied at	.500

SLUGGING PCT (min 2.1 PA/G)

1.	EICHOLTZ Allison K, USA	1.444
2.	MOCHIZUKI Mioka, JPN	1.077
3.	SAITO Skyla Marie, USA	1.000
4.	SOTO Melody Lorrai, USA	.923
5.	WILLIAMS Khloe Aly, USA	.900
6.	LANDERS Michaela A, USA	.833
7.	BRONOWICZ Ashleigh, USA	.818
8.	KRAJNIAKOVA Izabel, CZE	.800
9.	ROLFE Lauren Elena, AUS	.778

ON BASE PCT (min 2.1 PA/G)

1.	THOMAS Makenzie Ni, USA	.727
2.	EICHOLTZ Allison K, USA	.692
-	MOCHIZUKI Mioka, JPN	.692
4.	LANDERS Michaela A, USA	.667
5.	JOHNSON Yazmine Ti, PUR	.636
6.	BRONOWICZ Ashleigh, USA	.615
7.	3 Tied at	.600

RUNS

1.	LANDERS Michaela A, USA	9
2.	WILLIAMS Khloe Aly, USA	8
3.	EICHOLTZ Allison K, USA	7
4.	BRONOWICZ Ashleigh, USA	6
-	SOTO Melody Lorrai, USA	6
6.	7 Tied at	5

HITS

1.	MOCHIZUKI Mioka, JPN	9
2.	RINGLEEROVA Anna, CZE	8
3.	BRONOWICZ Ashleigh, USA	7
-	LANDERS Michaela A, USA	7
-	LORA ZAMBRANO Geor, MEX	7
-	MCISAAC Robyn Mya, CAN	7
-	SOTO Melody Lorrai, USA	7
8.	5 Tied at	6

RBI

1.	WILLIAMS Khloe Aly, USA	12
2.	MOCHIZUKI Mioka, JPN	9
-	SOTO Melody Lorrai, USA	9
4.	EICHOLTZ Allison K, USA	8
5.	ORTIZ Isabella Han, PUR	7
6.	FRETTON Ella Jaye, AUS	6
7.	LAU Jamie, AUS	5
-	MELENDEZ Nylah Ada, PUR	5
-	SAITO Skyla Marie, USA	5
10.	6 Tied at	4

DOUBLES

1.	ORTIZ Isabella Han, PUR	3
-	SOTO Melody Lorrai, USA	3
3.	EICHOLTZ Allison K, USA	2
-	ENNIS Mia Lynn, USA	2
-	HERRANZ GARCIA Mar, ESP	2
-	KRAJNIAKOVA Izabel, CZE	2
-	SAITO Skyla Marie, USA	2
8.	24 Tied at	1

TRIPLES

1.	CHAPMAN Coco J'lee, CAN	2
-	HUNG Shih-Ting, TPE	2
-	ROLFE Lauren Elena, AUS	2
4.	27 Tied at	1

HOMERUNS

1.	EICHOLTZ Allison K, USA	2
2.	EMONSON Mackenzie, AUS	1
-	MELENDEZ Nylah Ada, PUR	1
-	MOCHIZUKI Mioka, JPN	1
-	SAITO Skyla Marie, USA	1
-	WILLIAMS Khloe Aly, USA	1

TOTAL BASES

1.	MOCHIZUKI Mioka, JPN	14
2.	EICHOLTZ Allison K, USA	13
3.	SOTO Melody Lorrai, USA	12
4.	LANDERS Michaela A, USA	10
-	LORA ZAMBRANO Geor, MEX	10
-	RINGLEEROVA Anna, CZE	10
-	SAITO Skyla Marie, USA	10
8.	2 Tied at	9

WALKS

1.	MASINI Viola, ITA	5
-	RAMIREZ Jazlynn Ju, ASA	5
3.	EICHOLTZ Allison K, USA	4
-	LI Yuewen Ann, SGP	4
-	NUTMAN Gabriella, AUS	4
6.	10 Tied at	3

HIT BY PITCH

1.	JOHNSON Yazmine Ti, PUR	4
2.	SLANSKA KateSina, CZE	3
3.	MCQUIRE Tazma Eliz, AUS	2
-	METTA Alessandra, ITA	2
-	THOMAS Makenzie Ni, USA	2
6.	21 Tied at	1

SACRIFICE HITS

1.	CHANG En-Chi, TPE	4
-	LIN Yu-Xin, TPE	4
3.	7 Tied at	2

SACRIFICE FLY

1.	FRETTON Ella Jaye, AUS	3
-	WILLIAMS Khloe Aly, USA	3
3.	GONZALEZ GONZALEZ, MEX	2
4.	8 Tied at	1

STOLEN BASES

1.	LANDERS Michaela A, USA	4
2.	COOK Amiyah Janell, ASA	3
-	DUQUE Janalyn Amel, PUR	3
-	MCQUIRE Tazma Eliz, AUS	3
5.	8 Tied at	2

PLATE APPEARANCES

1.	MCISAAC Robyn Mya, CAN	19
2.	KOBASEW Rylee Jane, CAN	17
-	RAYSON Leah Gayle, CAN	17
4.	17 Tied at	16

AT BATS

1.	MCISAAC Robyn Mya, CAN	18
2.	RAYSON Leah Gayle, CAN	17
3.	AGUIRRE Sarai Myli, ASA	16
-	CASADIO Elisa, ITA	16
-	KOBASEW Rylee Jane, CAN	16
6.	4 Tied at	15

CAUGHT STEALING

1.	DEBOLT Juliet Rhea, ASA	1
-	DUQUE Janalyn Amel, PUR	1
-	LAU Jamie, AUS	1
-	OSUNA LIZARRAGA Ky, MEX	1
-	SAN MIGUEL SANTAMA, ESP	1
-	SOTO Melody Lorrai, USA	1

STRIKEOUTS

1.	HSU En-Shih, TPE	8
2.	COOK Amiyah Janell, ASA	7
3.	DEBOLT Juliet Rhea, ASA	6
-	JENNINGS Allison P, ASA	6
-	VIMROVA Tereza, CZE	6
6.	AGUIRRE Sarai Myli, ASA	5
-	CHAPMAN Coco J'lee, CAN	5
-	LAI Keona Yi Yin, SGP	5
-	RIVAS Camila Chris, ASA	5
10.	11 Tied at	4

STRIKEOUTS LOOKING

1.	Bottazzi Sabrina, ITA	3
-	HSU En-Shih, TPE	3
-	NUTMAN Gabriella, AUS	3
4.	13 Tied at	2

GDP

1.	FRETTON Ella Jaye, AUS	1
-	MELENDEZ Nylah Ada, PUR	1
-	NARDINI Vittoria, ITA	1
-	ONG Shannon Si En, SGP	1
-	ROSKOVA Luisa, CZE	1



INDIVIDUAL LEADERS SUMMARY RESUMEN DE LIDERES INDIVIDUALES

(INCLUDING GAMES 1-30 – INCLUYENDO JUEGOS DEL 1 AL 30)

PITCHING LEADERS – LIDERES EN PITCHEO

EARNED RUN AVG (min 2.3 IP/G)

1. KITAMURA Haru, JPN	0.00
2. Bottazzi Sabrina, ITA	0.45
3. DOSTALOVA Klara, CZE	1.11
4. CLEGG Rachel Jean, CAN	1.59
5. BUSCHER Cadence Jo, ASA	2.58
6. PINEDA ARMENDARIZ, MEX	3.27
7. JENNINGS Allison P, ASA	3.50
DE LE Lu-Pu-Jia-Ge, TPE	3.57

OPPOSING AVG (min 2.3 IP/G)

1. Bottazzi Sabrina, ITA	.135
- KITAMURA Haru, JPN	.135
3. DOSTALOVA Klara, CZE	.150
4. CLEGG Rachel Jean, CAN	.169
5. PINEDA ARMENDARIZ, MEX	.263
6. BUSCHER Cadence Jo, ASA	.269
7. DE LE Lu-Pu-Jia-Ge, TPE	.275
JENNINGS Allison P, ASA	.276

INNINGS PITCHED

1. CLEGG Rachel Jean, CAN	22.0
2. BUSCHER Cadence Jo, ASA	19.0
3. DE LE Lu-Pu-Jia-Ge, TPE	17.2
4. Bottazzi Sabrina, ITA	15.2
5. PINEDA ARMENDARIZ, MEX	15.0
6. JENNINGS Allison P, ASA	14.0
7. DOSTALOVA Klara, CZE	12.2
8. KITAMURA Haru, JPN	12.0
9. WU Yongyi, SGP	11.2

STRIKEOUTS

1. CLEGG Rachel Jean, CAN	31
2. MIDDLETON Jessica, AUS	19
3. MELENDEZ Maya Rose, PUR	16
4. DOSTALOVA Klara, CZE	15
5. MEGNAUTH Makayla M, PUR	14
6. KITAMURA Haru, JPN	13
7. PINEDA ARMENDARIZ, MEX	12
- SVECOVA Marketa, CZE	12
9. WU Yongyi, SGP	11
10. 3 Tied at	10

WINS

1. JOHNSON Braelyn Ra, USA	2
- KITAMURA Haru, JPN	2
- MELENDEZ Maya Rose, PUR	2
- NAKAMURA Saya, JPN	2
- PINEDA ARMENDARIZ, MEX	2
- SVECOVA Marketa, CZE	2
7. 18 Tied at	1

SAVES

1. MEGNAUTH Makayla M, PUR	1
- MIDDLETON Jessica, AUS	1
- NAGATA Ran, JPN	1
- TAKAHARA Juria, JPN	1

GAMES

1. MIDDLETON Jessica, AUS	5
2. ALONSO SOSA Lakshmi, ESP	4
- BEDWELL Charlotte, AUS	4
- Bottazzi Sabrina, ITA	4
- BUSCHER Cadence Jo, ASA	4
- CLEGG Rachel Jean, CAN	4
- LAU Jamie, AUS	4
- MEGNAUTH Makayla M, PUR	4
- WU Yongyi, SGP	4
10. 13 Tied at	3

GAMES STARTED

1. MIDDLETON Jessica, AUS	4
2. BUSCHER Cadence Jo, ASA	3
- CLEGG Rachel Jean, CAN	3
- DE LE Lu-Pu-Jia-Ge, TPE	3
- DOSTALOVA Klara, CZE	3
- MELENDEZ Maya Rose, PUR	3
- PINEDA ARMENDARIZ, MEX	3
8. 9 Tied at	2

COMPLETE GAMES

1. BUSCHER Cadence Jo, ASA	2
- CLEGG Rachel Jean, CAN	2
- DE LE Lu-Pu-Jia-Ge, TPE	2
- KITAMURA Haru, JPN	2
- PINEDA ARMENDARIZ, MEX	2
- WU Yongyi, SGP	2
7. 11 Tied at	1

SHUTOUTS

1. KITAMURA Haru, JPN	2
2. 10 Tied at	1

SACRIFICE HITS AGAINST

1. BUSCHER Cadence Jo, ASA	5
- CLEGG Rachel Jean, CAN	5
3. DOSTALOVA Klara, CZE	3
- JENNINGS Allison P, ASA	3
- MIDDLETON Jessica, AUS	3
- RAMIREZ MARTINEZ D, MEX	3
- TAKAHARA Juria, JPN	3
8. 9 Tied at	2

SACRIFICE FLIES AGAINST

1. WU Yongyi, SGP	3
2. BUSCHER Cadence Jo, ASA	2
- CHAO Yu-Chieh, TPE	2
- MEGNAUTH Makayla M, PUR	2
5. 7 Tied at	1

LOSSES

1. BUSCHER Cadence Jo, ASA	4
2. CLEGG Rachel Jean, CAN	3
3. ALONSO SOSA Lakshmi, ESP	2
- BEDWELL Charlotte, AUS	2
- DE LE Lu-Pu-Jia-Ge, TPE	2
- LI Yueqi Stefania, SGP	2
- SOLDI Rebecca, ITA	2
- WU Yongyi, SGP	2
9. 11 Tied at	1

WILD PITCHES

1. LI Yueqi Stefania, SGP	7
2. BUSCHER Cadence Jo, ASA	6
3. ALONSO SOSA Lakshmi, ESP	5
- WU Yongyi, SGP	5
5. DOSTALOVA Klara, CZE	3
- GARRIDO DEL PRADO, ESP	3
- JENNINGS Allison P, ASA	3
- MELENDEZ Maya Rose, PUR	3
9. 8 Tied at	2

ILLEGAL PITCHES

1. HERNANDEZ MARCANO, ESP	2
- ORTIZ Isabella Han, PUR	2
3. JENNINGS Allison P, ASA	1
- REIS Lucille Isabe, USA	1
- TAKAHARA Juria, JPN	1

HIT BY PITCH

1. CLEGG Rachel Jean, CAN	5
- PINEDA ARMENDARIZ, MEX	5
3. CHAO Yu-Chieh, TPE	3
4. DE LE Lu-Pu-Jia-Ge, TPE	2
- FRIGNANI Gaia, ITA	2
- WU Yongyi, SGP	2
7. 15 Tied at	1

INTENTIONAL WALKS

1. CLEGG Rachel Jean, CAN	2
2. CHAO Yu-Chieh, TPE	1
- METTA Alessandra, ITA	1
- SOLDI Rebecca, ITA	1

HITS ALLOWED

1. WU Yongyi, SGP	27
2. BUSCHER Cadence Jo, ASA	21
3. DE LE Lu-Pu-Jia-Ge, TPE	19
- GARRIDO DEL PRADO, ESP	19
5. JENNINGS Allison P, ASA	16
- LI Yueqi Stefania, SGP	16
7. BEDWELL Charlotte, AUS	15
- PINEDA ARMENDARIZ, MEX	15
9. MIDDLETON Jessica, AUS	14
10. 4 Tied at	12

RUNS ALLOWED

1. WU Yongyi, SGP	30
2. LI Yueqi Stefania, SGP	19
3. BUSCHER Cadence Jo, ASA	17
4. ALONSO SOSA Lakshmi, ESP	16
5. ALBALADEJO CASTILL, ESP	12
- CHMELIKOVA Barbora, CZE	12
- SIM Ee Lin Ivy, SGP	12
8. BEDWELL Charlotte, AUS	11
- DE LE Lu-Pu-Jia-Ge, TPE	11

EARNED RUNS (min 2.3 IP/G)

1. KITAMURA Haru, JPN	0
2. Bottazzi Sabrina, ITA	1
3. DOSTALOVA Klara, CZE	2
4. CLEGG Rachel Jean, CAN	5
5. BUSCHER Cadence Jo, ASA	7
- JENNINGS Allison P, ASA	7
- PINEDA ARMENDARIZ, MEX	7
DE LE Lu-Pu-Jia-Ge, TPE	9

WALKS ALLOWED (min 2.3 IP/G)

1. Bottazzi Sabrina, ITA	2
2. DE LE Lu-Pu-Jia-Ge, TPE	3
3. JENNINGS Allison P, ASA	4
- KITAMURA Haru, JPN	4
5. DOSTALOVA Klara, CZE	5
6. BUSCHER Cadence Jo, ASA	6
7. PINEDA ARMENDARIZ, MEX	8
CLEGG Rachel Jean, CAN	9



INDIVIDUAL LEADERS SUMMARY RESUMEN DE LIDERES INDIVIDUALES

(INCLUDING GAMES 1-30 – INCLUYENDO JUEGOS DEL 1 AL 30)

FIELDING LEADERS – LIDERES DEFENSIVOS

PUTOUTS

1. KAWAAI Ruka, JPN	40
2. MCISAAC Robyn Mya, CAN	36
- SOLDI Rebecca, ITA	36
4. HSU En-Shih, TPE	31
5. FRETTON Ella Jaye, AUS	30
6. VENTURA DUENAS Gal, MEX	28
7. JIROTKOVA AndSla, CZE	27
8. KOBASEW Rylee Jane, CAN	26
- MOCHIZUKI Mioka, JPN	26

ASSISTS

1. MASINI Viola, ITA	13
- TAUTIAGA Kitanna M, ASA	13
3. BISSA Anita, ITA	10
- BUSCHER Cadence Jo, ASA	10
- HOU Tsai-Chieh, TPE	10
6. CHAPMAN Coco J'lee, CAN	9
- SAN MIGUEL SANTAMA, ESP	9
- SERVIDIO Giada, ITA	9
9. 5 Tied at	8

ERRORS

1. AGUIRRE Sarai Myli, ASA	4
- NG Renaise Sze Lin, SGP	4
- VALDERRAMA MARTIN, ESP	4
4. 10 Tied at	3

CAUGHT STEALING

1. COLINO Giorgia, ITA	2
- KAWAAI Ruka, JPN	2
3. FRETTON Ella Jaye, AUS	1
- SLAVIKOVA Johana, CZE	1



TEAM'S STATS RANKING ESTADÍSTICAS POR EQUIPO

(INCLUDING GAMES 1-30 – INCLUYENDO JUEGOS DEL 1 AL 30)

BATTING – BATEO

TEAM	AVG	G	AB	R	H	2B	3B	HR	RBI	TB	SLG%	BB	HP	SO	GDP	OB%	SF	SH	SB-ATT
United States	.519	5	108	61	56	10	4	4	52	86	.796	19	6	12	0	.591	4	3	13-14
Puerto Rico	.398	5	108	38	43	8	1	1	33	56	.519	17	4	13	1	.492	1	1	10-11
Japan	.323	5	124	32	40	2	4	1	24	53	.427	15	1	13	0	.397	1	11	3-3
Italy	.293	5	116	19	34	2	2	0	14	40	.345	16	3	22	1	.393	0	5	6-6
Chinese Taipei	.275	5	109	27	30	1	5	0	15	41	.376	8	3	27	0	.342	0	13	6-6
Canada	.272	5	136	20	37	4	6	0	19	53	.390	9	0	32	0	.313	2	1	4-4
Czechia	.255	5	110	21	28	5	3	0	11	39	.355	9	6	30	1	.344	0	3	1-1
Mexico	.254	5	114	20	29	2	0	0	16	35	.307	10	2	22	0	.318	3	5	3-4
Australia	.241	5	112	26	27	3	4	1	21	41	.366	14	3	36	1	.331	4	4	4-5
American Samoa	.142	5	120	10	17	0	0	0	9	17	.142	15	2	48	0	.246	1	5	6-7
Spain	.099	5	91	9	9	2	2	0	4	15	.165	9	3	30	0	.204	0	1	0-1
Singapore	.056	5	71	3	4	1	0	0	1	5	.070	9	1	29	1	.173	0	2	1-1
TOTALS	.268	30	1319	286	354	40	33	7	219	481	.365	150	34	314	5	.354	16	54	57-63

PITCHING – PITCHEO

TEAM	ERA	W-L	SV	IP	GS	CG	SHO	H	R	ER	BB	SO	2B	3B	HR	AB	B/Avg	WP	HP	IP	SHA	SFA
United States	0.00	5-0	0	21.0	5	3	3	5	1	0	5	26	1	0	0	65	.077	2	0	1	3	0
Japan	0.23	5-0	2	31.0	5	2	2	13	6	1	11	38	2	0	0	99	.131	1	2	1	4	0
Puerto Rico	1.99	4-1	1	24.2	5	2	2	14	10	7	13	38	2	2	0	83	.169	3	1	2	2	2
Canada	2.57	2-3	0	32.2	5	2	1	21	18	12	16	40	4	1	1	110	.191	5	6	0	7	1
American Samoa	2.97	0-5	0	33.0	5	3	0	37	27	14	10	19	5	4	0	136	.272	9	1	1	8	2
Italy	3.25	2-3	0	28.0	5	1	1	30	22	13	10	16	4	0	1	116	.259	4	4	0	4	0
Czechia	3.42	3-2	0	28.2	5	1	1	31	26	14	16	33	6	5	0	111	.279	6	1	0	5	1
Mexico	4.15	3-2	0	30.1	5	3	1	31	19	18	18	23	2	3	1	117	.265	5	6	0	4	0
Chinese Taipei	5.31	3-2	0	29.0	5	4	1	36	26	22	7	18	6	2	2	120	.300	1	6	0	3	2
Australia	5.31	2-3	1	29.0	5	0	0	34	26	22	15	30	2	5	0	115	.296	3	3	0	5	1
Spain	5.73	1-4	0	25.2	5	0	0	47	44	21	20	14	1	2	0	122	.385	11	1	2	6	2
Singapore	11.36	0-5	0	20.1	5	2	0	55	61	33	9	19	5	9	2	125	.440	14	3	0	3	5
TOTALS	3.72	30-30	4	333.1	60	23	12	354	286	177	150	314	40	33	7	1319	.268	64	34	7	54	16

DEFENSE – DEFENSA

TEAM	C	PO	A	E	DP	FLD%	CSB	SBA	SBA%	CI	PB
United States	92	63	27	2	1	.978	0	0	0	0	2
Puerto Rico	100	74	24	2	2	.980	0	2	1.000	0	0
Japan	134	93	35	6	3	.955	2	4	.667	0	0
Italy	147	84	51	12	0	.918	2	2	.500	0	1
Chinese Taipei	132	87	40	5	2	.962	0	4	1.000	0	1
Canada	146	98	42	6	1	.959	0	3	1.000	0	0
Czechia	127	86	33	8	2	.937	1	5	.833	0	0
Mexico	131	91	36	4	1	.969	0	3	1.000	0	1
Australia	129	87	33	9	2	.930	1	4	.800	0	3
American Samoa	162	99	46	17	1	.895	0	6	1.000	0	2
Spain	133	77	37	19	4	.857	0	11	1.000	0	2
Singapore	97	61	15	21	0	.784	0	13	1.000	0	0
TOTALS	1530	1000	419	111	19	.927	6	57	.905	0	12

TEAM'S STATS – ESTADÍSTICAS DE EQUIPO

(INCLUDING GAMES 1-30 – INCLUYENDO JUEGOS DEL 1 AL 30)



AMERICAN SAMOA

ASA

Overall Statistics for American Samoa (as of Jun 30, 2025)
(All Games, Sorted by Batting Avg)

Record: Tournament: 0-5 / Opening Round: 0-5 /

#	PLAYER	AVG	GP-GS	AB	R	H	2B	3B	HR	RBI	TB	SLG%	BB	HP	SO	GDP	OB%	SF	SH	SB-ATT
22	RIVAS Camila Chris	.231	5-4	13	0	3	0	0	0	3	3	.231	0	0	5	0	.214	1	1	0-0
28	BUSCHER Cadence Jo	.200	5-5	15	2	3	0	0	0	0	3	.200	0	0	3	0	.200	0	1	1-1
5	COOK Amiyah Janell	.200	5-4	10	3	2	0	0	0	0	2	.200	2	0	7	0	.333	0	2	3-3
4	JENNINGS Allison P	.182	5-5	11	0	2	0	0	0	2	2	.182	1	1	6	0	.308	0	0	1-1
43	DAVIS Amari Navi	.167	4-4	12	2	2	0	0	0	0	2	.167	2	0	2	0	.286	0	0	0-0
19	ALENEPI Jalessa Ga	.143	3-2	7	0	1	0	0	0	2	1	.143	1	0	3	0	.250	0	0	0-0
13	AGUIRRE Sarai Myli	.125	5-5	16	1	2	0	0	0	0	2	.125	0	0	5	0	.125	0	0	0-0
33	RAMIREZ Jazlynn Ju	.125	4-4	8	1	1	0	0	0	1	1	.125	5	0	1	0	.462	0	0	1-1
15	TAUTIAGA Kitanna M	.083	5-5	12	1	1	0	0	0	1	1	.83	3	0	4	0	.267	0	1	0-0
9	TORRES Myleah Nosw	.000	3-3	2	0	0	0	0	0	0	0	.000	0	0	1	0	.000	0	0	0-0
80	WILLIAMS Omarah Mi	.000	2-1	3	0	0	0	0	0	0	0	.000	0	0	2	0	.000	0	0	0-0
3	DEBOLT Juliet Rhea	.000	4-4	8	0	0	0	0	0	0	0	.000	1	1	6	0	.200	0	0	0-1
12	LEFITI Aurelia F F	.000	2-1	3	0	0	0	0	0	0	0	.000	0	0	3	0	.000	0	0	0-0
Totals		.142		120	10	17	0	0	0	9	17	.142	15	2	48	0	.246	1	5	6-7
Opponents		.272		136	27	37	5	4	0	19	50	.368	10	1	19	1	.322	2	8	6-6

(All Games, Sorted by Earned Run Avg)

#	PLAYER	ERA	W-L	SV	IP	G	GS	CG	SHO	H	R	ER	BB	SO	2B	3B	HR	AB	B/Avg	WP	HP	IP	SHA	SFA
28	BUSCHER Cadence Jo	2.58	0-4	0	19.0	4	3	2	0	21	17	7	6	10	4	2	0	78	.269	6	1	0	5	2
4	JENNINGS Allison P	3.50	0-1	0	14.0	3	2	1	0	16	10	7	4	9	1	2	0	58	.276	3	0	1	3	0
Totals		2.97	0-5	0	33.0	5	5	3	0	37	27	14	10	19	5	4	0	136	.272	9	1	1	8	2
Opponents		0.97	5-0	2	36.0	5	5	2	1	17	10	5	15	48	0	0	0	120	.142	4	2	1	5	1

(All Games, Sorted by Fielding Pct)

#	PLAYER	C	PO	A	E	DP	FLD%	CSB	SBA	SBA%	CI	PB
33	RAMIREZ Jazlynn Ju	15	12	3	0	0	1.000	0	1	1.000	0	1
22	RIVAS Camila Chris	7	6	1	0	0	1.000	0	0	0	0	0
19	ALENEPI Jalessa Ga	2	1	1	0	0	1.000	0	0	0	0	0
28	BUSCHER Cadence Jo	31	19	10	2	1	.936	0	0	0	0	0
4	JENNINGS Allison P	26	20	4	2	0	.923	0	0	0	0	0
15	TAUTIAGA Kitanna M	22	7	13	2	1	.909	0	0	0	0	0
3	DEBOLT Juliet Rhea	7	6	0	1	0	.857	0	0	0	0	0
13	AGUIRRE Sarai Myli	24	14	6	4	0	.833	0	5	1.000	0	1
9	TORRES Myleah Nosw	6	4	1	1	0	.833	0	0	0	0	0
5	COOK Amiyah Janell	5	4	0	1	0	.800	0	0	0	0	0
43	DAVIS Amari Navi	14	4	7	3	0	.786	0	0	0	0	0
12	LEFITI Aurelia F F	3	2	0	1	0	.667	0	0	0	0	0
Totals		162	99	46	17	1	.895	0	6	1.000	0	2
Opponents		152	108	39	5	1	.967	1	6	.857	0	2

TEAM'S STATS – ESTADÍSTICAS DE EQUIPO

(INCLUDING GAMES 1-30 – INCLUYENDO JUEGOS DEL 1 AL 30)



AUSTRALIA

AUS

Overall Statistics for Australia (as of Jun 30, 2025)
(All Games, Sorted by Batting Avg)

Record: Tournament: 2-3 / Opening Round: 2-3 /

#	PLAYER	AVG	GP-GS	AB	R	H	2B	3B	HR	RBI	TB	SLG%	BB	HP	SO	GDP	OB%	SF	SH	SB-ATT
4	EMONSON Mackenzie	.400	3-2	5	2	2	0	0	1	4	5	1.000	0	0	2	0	.400	0	0	0-0
41	LAU Jamie	.333	5-5	15	3	5	1	1	0	5	8	.533	1	0	3	0	.375	0	0	0-1
67	ROLFE Lauren Elena	.333	4-4	9	5	3	0	2	0	0	7	.778	2	0	2	0	.455	0	1	0-0
11	JOFFEE Lola Michae	.333	3-3	6	1	2	0	0	0	0	2	.333	1	0	3	0	.429	0	0	0-0
7	MCQUIRE Tazma Eliz	.300	5-5	10	5	3	1	0	0	2	4	.400	1	2	4	0	.462	0	1	3-3
62	NUTMAN Gabriella	.300	5-5	10	3	3	0	0	0	1	3	.300	4	0	4	0	.500	0	0	1-1
9	FRETTON Ella Jaye	.250	5-5	12	2	3	1	0	0	6	4	.333	0	0	3	1	.200	3	0	0-0
2	BEDWELL Charlotte	.250	5-2	4	0	1	0	0	0	0	1	.250	1	0	0	0	.400	0	1	0-0
22	WHINNETT Charlotte	.222	5-2	9	1	2	0	0	0	1	2	.222	0	0	1	0	.200	1	0	0-0
10	HILL Emilee Theres	.200	5-5	10	3	2	0	1	0	1	4	.400	3	0	4	0	.385	0	1	0-0
64	KUNCE Eva Grace	.143	4-2	7	0	1	0	0	0	1	1	.143	1	0	3	0	.250	0	0	0-0
14	JONES Ahlia Zoe	.000	4-2	5	0	0	0	0	0	0	0	.000	0	0	1	0	.000	0	0	0-0
66	HAGGERTY Elise Dia	.000	3-1	6	1	0	0	0	0	0	0	.000	0	1	3	0	.143	0	0	0-0
26	SUTTON Sienna Grac	.000	2-2	2	0	0	0	0	0	0	0	.000	0	0	2	0	.000	0	0	0-0
6	MALO Leilani Leulj	.000	1-1	2	0	0	0	0	0	0	0	.000	0	0	1	0	.000	0	0	0-0
Totals		.241		112	26	27	3	4	1	21	41	.366	14	3	36	1	.331	4	4	4-5
Opponents		.296		115	26	34	2	5	0	16	46	.4	15	3	30	1	.388	1	5	4-5

(All Games, Sorted by Earned Run Avg)

#	PLAYER	ERA	W-L	SV	IP	G	GS	CG	SHO	H	R	ER	BB	SO	2B	3B	HR	AB	B/Avg	WP	HP	IP	SHA	SFA
12	MIDDLETON Jessica	3.09	1-1	1	11.1	5	4	0	0	14	7	5	2	19	1	2	0	48	.292	2	0	0	3	0
6	MALO Leilani Leulj	4.20	0-0	0	1.2	1	0	0	0	1	1	1	2	3	0	0	0	4	.250	0	1	0	0	0
41	LAU Jamie	4.67	1-0	0	6.0	4	0	0	0	4	4	4	4	6	0	1	0	20	.200	0	1	0	0	1
2	BEDWELL Charlotte	8.40	0-2	0	8.1	4	0	0	0	15	11	10	4	1	1	2	0	38	.395	0	0	0	2	0
26	SUTTON Sienna Grac	8.40	0-0	0	1.2	1	0	0	0	3	2	3	1	0	0	0	0	5	.000	1	1	0	0	0
Totals		5.31	2-3	1	29.0	5	5	0	0	34	26	22	15	30	2	5	0	115	.296	3	3	0	5	1
Opponents		5.37	3-2	0	30.0	5	5	4	2	27	26	23	14	36	3	4	1	112	.241	4	3	0	4	4

(All Games, Sorted by Fielding Pct)

#	PLAYER	C	PO	A	E	DP	FLD%	CSB	SBA	SBA%	CI	PB
62	NUTMAN Gabriella	13	8	5	0	1	1.000	0	0	0	0	0
64	KUNCE Eva Grace	10	10	0	0	1	1.000	0	0	0	0	0
14	JONES Ahlia Zoe	5	2	3	0	0	1.000	0	0	0	0	0
41	LAU Jamie	4	2	2	0	0	1.000	0	0	0	0	0
2	BEDWELL Charlotte	3	1	2	0	0	1.000	0	0	0	0	0
12	MIDDLETON Jessica	2	2	0	0	0	1.000	0	0	0	0	0
6	MALO Leilani Leulj	2	2	0	0	0	1.000	0	0	0	0	0
9	FRETTON Ella Jaye	39	30	8	1	0	.974	1	4	.800	0	1
10	HILL Emilee Theres	24	16	6	2	2	.917	0	0	0	0	2
66	HAGGERTY Elise Dia	6	3	2	1	0	.833	0	0	0	0	0
7	MCQUIRE Tazma Eliz	10	7	1	2	0	.800	0	0	0	0	0
67	ROLFE Lauren Elena	11	4	4	3	0	.727	0	0	0	0	0
Totals		129	87	33	9	2	.930	1	4	.800	0	3
Opponents		132	90	34	8	2	.939	1	4	.800	0	0

TEAM'S STATS – ESTADÍSTICAS DE EQUIPO

(INCLUDING GAMES 1-30 – INCLUYENDO JUEGOS DEL 1 AL 30)



CANADA

CAN

Overall Statistics for Canada (as of Jun 30, 2025)
(All Games, Sorted by Batting Avg)

Record: Tournament: 2-3 / Opening Round: 2-3 /

#	PLAYER	AVG	GP-GS	AB	R	H	2B	3B	HR	RBI	TB	SLG%	BB	HP	SO	GDP	OB%	SF	SH	SB-ATT
15	NEWMAN Kenzie Lorr	.600	3-1	5	0	3	0	0	0	1	3	.600	0	0	1	0	.600	0	0	0-0
8	MCISAAC Robyn Mya	.389	5-5	18	5	7	0	0	0	3	7	.389	0	0	3	0	.368	1	0	1-1
1	GIRLING Jayden Ros	.333	5-5	12	2	4	0	0	0	2	4	.333	0	0	2	0	.308	1	0	0-0
22	HUNTER Jenna Renee	.333	4-2	6	1	2	1	0	0	1	3	.500	2	0	1	0	.500	0	0	0-0
13	KOBASEW Rylee Jane	.313	5-5	16	2	5	1	1	0	3	8	.500	1	0	3	0	.353	0	0	1-1
21	MACDONALD Sara Jul	.286	5-5	14	2	4	1	1	0	2	7	.500	1	0	2	0	.333	0	1	1-1
14	CHAPMAN Coco J'lee	.273	5-5	11	3	3	0	2	0	2	7	.636	2	0	5	0	.385	0	0	0-0
24	RAYSON Leah Gayle	.235	5-5	17	2	4	1	1	0	3	7	.412	0	0	3	0	.235	0	0	0-0
2	HOWARD Mckenzie Ly	.200	5-5	15	2	3	0	1	0	1	5	.333	1	0	4	0	.250	0	0	0-0
10	HUNTER Amarah Rae	.182	5-5	11	1	2	0	0	0	1	2	.182	2	0	1	0	.308	0	0	1-1
7	CLEGG Rachel Jean	.000	4-4	3	0	0	0	0	0	0	0	.000	0	0	2	0	.000	0	0	0-0
77	TAN Chelsea Mary	.000	3-1	1	0	0	0	0	0	0	0	.000	0	0	1	0	.000	0	0	0-0
18	MASSARO Sophia Vin	.000	3-0	3	0	0	0	0	0	0	0	.000	0	0	1	0	.000	0	0	0-0
5	HARRIS Ella Sophia	.000	3-2	3	0	0	0	0	0	0	0	.000	0	0	2	0	.000	0	0	0-0
19	DIMEN Alayna Joell	.000	1-0	1	0	0	0	0	0	0	0	.000	0	0	1	0	.000	0	0	0-0
Totals		.272		136	20	37	4	6	0	19	53	.390	9	0	32	0	.313	2	1	4-4
Opponents		.191		110	18	21	4	1	1	12	30	.273	16	6	40	0	.323	1	7	3-3

(All Games, Sorted by Earned Run Avg)

#	PLAYER	ERA	W-L	SV	IP	G	GS	CG	SHO	H	R	ER	BB	SO	2B	3B	HR	AB	B/Avg	WP	HP	IP	SHA	SFA
12	MACKENZIE Jordyn P	0.00	0-0	0	0.1	1	0	0	0	0	0	0	1	0	0	0	0	1	.000	1	0	0	0	0
7	CLEGG Rachel Jean	1.59	1-3	0	22.0	4	3	2	1	12	8	5	9	31	0	1	0	71	.169	2	5	0	5	1
15	NEWMAN Kenzie Lorr	3.15	1-0	0	6.2	3	1	0	0	5	3	3	1	6	3	0	1	24	.208	0	0	0	0	0
77	TAN Chelsea Mary	7.64	0-0	0	3.2	3	1	0	0	4	7	4	5	3	1	0	0	14	.286	2	1	0	2	0
Totals		2.57	2-3	0	32.2	5	5	2	1	21	18	12	16	40	4	1	1	110	.191	5	6	0	7	1
Opponents		3.82	3-2	0	33.0	5	5	2	1	37	20	18	9	32	4	6	0	136	.272	10	0	0	1	2

(All Games, Sorted by Fielding Pct)

#	PLAYER	C	PO	A	E	DP	FLD%	CSB	SBA	SBA%	CI	PB
13	KOBASEW Rylee Jane	29	26	3	0	1	1.000	0	0	0	0	0
14	CHAPMAN Coco J'lee	13	4	9	0	0	1.000	0	0	0	0	0
21	MACDONALD Sara Jul	12	5	7	0	1	1.000	0	0	0	0	0
7	CLEGG Rachel Jean	6	1	5	0	0	1.000	0	0	0	0	0
5	HARRIS Ella Sophia	6	6	0	0	0	1.000	0	0	0	0	0
77	TAN Chelsea Mary	4	2	2	0	0	1.000	0	0	0	0	0
1	GIRLING Jayden Ros	2	2	0	0	0	1.000	0	0	0	0	0
22	HUNTER Jenna Renee	2	0	2	0	0	1.000	0	0	0	0	0
24	RAYSON Leah Gayle	1	1	0	0	0	1.000	0	0	0	0	0
12	MACKENZIE Jordyn P	1	0	1	0	0	1.000	0	0	0	0	0
15	NEWMAN Kenzie Lorr	1	0	1	0	0	1.000	0	0	0	0	0
8	MCISAAC Robyn Mya	44	36	7	1	0	.977	0	3	1.000	0	0
10	HUNTER Amarah Rae	17	10	5	2	0	.882	0	0	0	0	0
2	HOWARD Mckenzie Ly	8	5	0	3	0	.625	0	0	0	0	0
Totals		146	98	42	6	1	.959	0	3	1.000	0	0
Opponents		127	99	24	4	0	.969	0	4	1.000	0	1

TEAM'S STATS – ESTADÍSTICAS DE EQUIPO

(INCLUDING GAMES 1-30 – INCLUYENDO JUEGOS DEL 1 AL 30)



CZECHIA

CZE

Overall Statistics for Chinese Taipei (as of Jun 30, 2025)
(All Games, Sorted by Batting Avg)

Record: Tournament: 3-4 / Opening Round: 3-2 / Super Round Group: 0-2

#	PLAYER	AVG	GP-GS	AB	R	H	2B	3B	HR	RBI	TB	SLG%	BB	HP	SO	GDP	OB%	SF	SH	SB-ATT
4	SHIH Meng-Le	1.000	1-1	2	2	2	0	1	0	2	4	2.000	0	1	0	0	1.000	0	0	2-2
18	LIN Shu-Jung	.462	4-4	13	2	6	1	0	0	2	7	.538	1	0	0	0	.500	0	0	0-0
24	HUNG Shih-Ting	.400	4-4	5	1	2	0	2	0	0	6	1.200	1	1	1	0	.571	0	2	0-0
8	HUANG Yu-Ti	.333	5-5	15	4	5	0	0	0	1	5	.333	0	0	3	0	.333	0	0	1-1
2	LIOU Li-Wun	.333	4-2	6	1	2	0	0	0	1	2	.333	1	0	1	0	.429	0	0	2-2
15	HSU En-Shih	.231	5-5	13	3	3	0	1	0	3	5	.385	0	1	8	0	.286	0	1	0-0
1	LIN Yu-Xin	.222	5-5	9	4	2	0	0	0	1	2	.222	2	0	4	0	.364	0	4	0-0
7	HOU Tsai-Chieh	.200	5-5	15	2	3	0	0	0	2	3	.200	0	0	4	0	.200	0	0	0-0
12	CHANG En-Chi	.200	5-5	10	3	2	0	0	0	0	2	.200	2	0	3	0	.333	0	4	0-0
14	HSU Hui-Ni	.200	3-3	5	1	1	0	0	0	1	1	.200	0	0	0	0	.200	0	2	0-0
6	HSIEH Ya-Hsien	.200	2-1	5	4	1	0	1	0	2	3	.600	0	0	0	0	.200	0	0	1-1
5	GAO Zi-Qing	.091	5-5	11	0	1	0	0	0	0	1	.91	1	0	3	0	.167	0	0	0-0
Totals		.275		109	27	30	1	5	0	15	41	.376	8	3	27	0	.342	0	13	6-6
Opponents		.300		120	26	36	6	2	2	24	52	.433	7	6	18	1	.363	2	3	4-4

(All Games, Sorted by Earned Run Avg)

#	PLAYER	ERA	W-L	SV	IP	G	GS	CG	SHO	H	R	ER	BB	SO	2B	3B	HR	AB	B/Avg	WP	HP	IP	SHA	SFA
9	DE LE Lu-Pu-Jia-Ge	3.57	1-2	0	17.2	3	3	2	0	19	11	9	3	8	5	0	1	69	.275	0	2	0	2	0
19	CHAO Yu-Chieh	7.64	1-0	0	7.1	2	1	1	0	12	9	8	2	7	1	2	1	33	.364	0	3	0	1	2
16	TSAI Pei-En	8.75	1-0	0	4.0	2	1	1	1	5	6	5	2	3	0	0	0	18	.278	1	1	0	0	0
Totals		5.31	3-2	0	29.0	5	5	4	1	36	26	22	7	18	6	2	2	120	.300	1	6	0	3	2
Opponents		2.44	2-3	0	28.2	5	5	1	0	30	27	10	8	27	1	5	0	109	.275	3	3	1	13	0

(All Games, Sorted by Fielding Pct)

#	PLAYER	C	PO	A	E	DP	FLD%	CSB	SBA	SBA%	CI	PB
15	HSU En-Shih	33	31	2	0	2	1.000	0	0	0	0	0
8	HUANG Yu-Ti	21	13	8	0	2	1.000	0	0	0	0	0
24	HUNG Shih-Ting	11	10	1	0	0	1.000	0	2	1.000	0	1
9	DE LE Lu-Pu-Jia-Ge	6	1	5	0	0	1.000	0	0	0	0	0
5	GAO Zi-Qing	5	5	0	0	0	1.000	0	0	0	0	0
6	HSIEH Ya-Hsien	4	1	3	0	0	1.000	0	0	0	0	0
12	CHANG En-Chi	4	4	0	0	0	1.000	0	0	0	0	0
2	LIOU Li-Wun	4	4	0	0	0	1.000	0	0	0	0	0
19	CHAO Yu-Chieh	2	0	2	0	0	1.000	0	0	0	0	0
4	SHIH Meng-Le	2	2	0	0	0	1.000	0	0	0	0	0
14	HSU Hui-Ni	2	1	1	0	1	1.000	0	0	0	0	0
16	TSAI Pei-En	1	0	1	0	0	1.000	0	0	0	0	0
18	LIN Shu-Jung	12	4	7	1	0	.917	0	0	0	0	0
1	LIN Yu-Xin	9	8	0	1	0	.889	0	2	1.000	0	0
7	HOU Tsai-Chieh	16	3	10	3	1	.813	0	0	0	0	0
Totals		132	87	40	5	2	.962	0	4	1.000	0	1
Opponents		143	86	45	12	0	.916	0	6	1.000	0	3



TEAM'S STATS – ESTADÍSTICAS DE EQUIPO

(INCLUDING GAMES 1-30 – INCLUYENDO JUEGOS DEL 1 AL 30)



SPAIN

ESP

Overall Statistics for Spain (as of Jun 30, 2025)
(All Games, Sorted by Batting Avg)

Record: Tournament: 1-4 / Opening Round: 1-4 /

#	PLAYER	AVG	GP-GS	AB	R	H	2B	3B	HR	RBI	TB	SLG%	BB	HP	SO	GDP	OB%	SF	SH	SB-ATT
6	CARDINALE CASTILLO	.333	4-2	3	2	1	0	0	0	0	1	.333	0	0	1	0	.333	0	0	0-0
17	SAN MIGUEL SANTAMA	.222	4-4	9	2	2	0	1	0	1	4	.444	0	0	3	0	.222	0	0	0-1
7	HERRANZ GARCIA Mar	.222	4-4	9	1	2	2	0	0	1	4	.444	1	0	1	0	.300	0	0	0-0
10	HUERGA GALAN Alici	.200	3-3	5	0	1	0	0	0	0	1	.200	3	0	2	0	.500	0	0	0-0
11	MACIAS RABOUT Luci	.143	4-3	7	1	1	0	1	0	2	3	.429	1	1	1	0	.333	0	0	0-0
4	ORTI TOLEDO Ines	.111	5-5	9	0	1	0	0	0	0	1	.111	0	1	3	0	.200	0	0	0-0
9	GARRIDO DEL PRADO	.091	4-4	11	1	1	0	0	0	0	1	.91	0	0	3	0	.091	0	1	0-0
3	CORDOBA ECHEVERRIA	.000	5-3	8	0	0	0	0	0	0	0	.000	0	0	2	0	.000	0	0	0-0
5	GARRIDO DEL PRADO	.000	3-1	4	0	0	0	0	0	0	0	.000	1	0	2	0	.200	0	0	0-0
8	VALDERRAMA MARTIN	.000	4-4	9	0	0	0	0	0	0	0	.000	0	1	4	0	.100	0	0	0-0
21	ALONSO SOSA Lakshm	.000	4-2	2	1	0	0	0	0	0	0	.000	1	0	2	0	.333	0	0	0-0
19	ALBALADEJO CASTILL	.000	3-1	1	0	0	0	0	0	0	0	.000	0	0	1	0	.000	0	0	0-0
23	HERNANDEZ MARCANO	.000	4-2	4	0	0	0	0	0	0	0	.000	0	0	2	0	.000	0	0	0-0
2	PEREZ COLL Edna	.000	5-5	7	1	0	0	0	0	0	0	.000	2	0	2	0	.222	0	0	0-0
12	MARTIN TERRES Adri	.000	2-2	3	0	0	0	0	0	0	0	.000	0	0	1	0	.000	0	0	0-0
Totals		.99		91	9	9	2	2	0	4	15	.165	9	3	30	0	.204	0	1	0-1
Opponents		.385		122	44	47	1	2	0	28	52	.426	20	1	14	0	.469	2	6	11-11

(All Games, Sorted by Earned Run Avg)

#	PLAYER	ERA	W-L	SV	IP	G	GS	CG	SHO	H	R	ER	BB	SO	2B	3B	HR	AB	B/Avg	WP	HP	IP	SHA	SFA
10	HUERGA GALAN Alici	2.10	0-0	0	6.2	1	1	0	0	8	4	2	3	4	0	0	0	27	.296	1	0	0	1	1
19	ALBALADEJO CASTILL	5.25	0-1	0	4.0	3	1	0	0	12	12	3	2	3	0	1	0	27	.444	2	0	0	2	0
5	GARRIDO DEL PRADO	5.65	0-1	0	8.2	3	1	0	0	19	9	7	3	1	0	1	0	42	.452	3	0	0	2	0
23	HERNANDEZ MARCANO	7.00	0-0	0	2.0	1	0	0	0	2	3	2	2	1	1	0	0	7	.286	0	0	2	0	1
21	ALONSO SOSA Lakshm	11.31	1-2	0	4.1	4	2	0	0	6	16	7	10	5	0	0	0	19	.316	5	1	0	1	0
Totals		5.73	1-4	0	25.2	5	5	0	0	47	44	21	20	14	1	2	0	122	.385	11	1	2	6	2
Opponents		1.04	4-1	0	27.0	5	5	2	2	9	9	4	9	30	2	2	0	91	.099	5	3	0	1	0

(All Games, Sorted by Fielding Pct)

#	PLAYER	C	PO	A	E	DP	FLD%	CSB	SBA	SBA%	CI	PB
10	HUERGA GALAN Alici	11	7	4	0	0	1.000	0	0	0	0	0
12	MARTIN TERRES Adri	6	6	0	0	0	1.000	0	5	1.000	0	1
5	GARRIDO DEL PRADO	5	1	4	0	1	1.000	0	0	0	0	0
9	GARRIDO DEL PRADO	4	4	0	0	0	1.000	0	1	1.000	0	0
2	PEREZ COLL Edna	21	12	8	1	2	.952	0	0	0	0	0
11	MACIAS RABOUT Luci	17	14	1	2	0	.882	0	5	1.000	0	1
1	OBREIRO SANCHEZ Ain	8	6	1	1	1	.875	0	0	0	0	0
4	ORTI TOLEDO Ines	8	5	2	1	1	.875	0	0	0	0	0
17	SAN MIGUEL SANTAMA	20	8	9	3	3	.850	0	0	0	0	0
8	VALDERRAMA MARTIN	16	9	3	4	1	.750	0	0	0	0	0
6	CARDINALE CASTILLO	4	1	2	1	0	.750	0	0	0	0	0
21	ALONSO SOSA Lakshm	3	1	1	1	0	.667	0	0	0	0	0
7	HERRANZ GARCIA Mar	5	2	1	2	0	.600	0	0	0	0	0
19	ALBALADEJO CASTILL	2	0	1	1	0	.500	0	0	0	0	0
23	HERNANDEZ MARCANO	3	1	0	2	0	.333	0	0	0	0	0
Totals		133	77	37	19	4	.857	0	11	1.000	0	2
Opponents		113	81	27	5	0	.956	1	0	.000	0	1



TEAM'S STATS – ESTADÍSTICAS DE EQUIPO

(INCLUDING GAMES 1-30 – INCLUYENDO JUEGOS DEL 1 AL 30)



ITALY

ITA

Overall Statistics for Italy (as of Jun 30, 2025)
(All Games, Sorted by Batting Avg)

Record: Tournament: 4-3 / Opening Round: 2-3 / Placement Round Group: 2-0

#	PLAYER	AVG	GP-GS	AB	R	H	2B	3B	HR	RBI	TB	SLG%	BB	HP	SO	GDP	OB%	SF	SH	SB-ATT
9	GOLINELLI Caterina	1.000	5-0	1	1	1	0	0	0	0	1	1.000	0	0	0	0	1.000	0	0	0-0
15	COLINO Giorgia	.500	5-5	12	3	6	0	0	0	0	6	.500	3	0	0	0	.600	0	0	2-2
14	MASINI Viola	.400	5-5	10	4	4	0	1	0	0	6	.600	5	0	1	0	.600	0	1	1-1
18	METTA Alessandra	.308	5-5	13	2	4	1	0	0	4	5	.385	0	2	2	0	.400	0	1	2-2
19	SOLDI Rebecca	.308	5-5	13	2	4	0	0	0	3	4	.308	2	0	2	0	.400	0	1	0-0
10	BISSA Anita	.273	5-5	11	1	3	1	0	0	1	4	.364	2	0	2	0	.385	0	0	1-1
31	GUZZON Cloe	.273	5-5	11	0	3	0	1	0	4	5	.455	0	0	1	0	.273	0	2	0-0
23	CASADIO Elisa	.250	5-5	16	3	4	0	0	0	2	4	.250	0	0	1	0	.250	0	0	0-0
16	NARDINI Vittoria	.250	5-5	12	1	3	0	0	0	0	3	.250	2	1	2	1	.400	0	0	0-0
22	SERVIDIO Giada	.250	5-5	4	1	1	0	0	0	0	1	.250	1	0	1	0	.400	0	0	0-0
27	Bottazzi Sabrina	.200	5-2	5	1	1	0	0	0	0	1	.200	0	0	3	0	.200	0	0	0-0
11	CENCI Sofia	.000	2-1	1	0	0	0	0	0	0	0	.000	0	0	0	0	.000	0	0	0-0
24	FABBRI Aurora	.000	2-0	1	0	0	0	0	0	0	0	.000	0	0	1	0	.000	0	0	0-0
8	FRANCESCONI Alice	.000	1-0	1	0	0	0	0	0	0	0	.000	0	0	1	0	.000	0	0	0-0
21	FRIGNANI Gaia	.000	4-2	3	0	0	0	0	0	0	0	.000	0	0	3	0	.000	0	0	0-0
7	PETRELLI Marta	.000	3-0	2	0	0	0	0	0	0	0	.000	1	0	2	0	.333	0	0	0-0
Totals		.293		116	19	34	2	2	0	14	40	.345	16	3	22	1	.393	0	5	6-6
Opponents		.259		116	22	30	4	0	1	22	37	.319	10	4	16	0	.338	0	4	2-4

(All Games, Sorted by Earned Run Avg)

#	PLAYER	ERA	W-L	SV	IP	G	GS	CG	SHO	H	R	ER	BB	SO	2B	3B	HR	AB	B/Avg	WP	HP	IP	SHA	SFA
27	Bottazzi Sabrina	0.45	1-0	0	15.2	4	2	1	1	7	1	1	2	9	0	0	1	52	.135	1	1	0	2	0
24	FABBRI Aurora	3.00	0-0	0	2.1	1	0	0	0	3	3	1	2	2	1	0	0	11	.273	1	1	0	0	0
19	SOLDI Rebecca	4.67	0-2	0	6.0	2	2	0	0	8	5	4	4	4	1	0	0	25	.320	0	0	0	2	0
18	METTA Alessandra	10.50	0-1	0	1.1	1	1	0	0	4	6	2	2	1	0	0	0	10	.400	0	0	0	0	0
21	FRIGNANI Gaia	13.13	1-0	0	2.2	2	0	0	0	8	7	5	0	0	2	0	0	18	.444	2	2	0	0	0
Totals		3.25	2-3	0	28.0	5	5	1	1	30	22	13	10	16	4	0	1	116	.259	4	4	0	4	0
Opponents		1.93	3-2	1	29.0	5	5	3	1	34	19	8	16	22	2	2	0	116	.293	7	3	3	5	0

(All Games, Sorted by Fielding Pct)

#	PLAYER	C	PO	A	E	DP	FLD%	CSB	SBA	SBA%	CI	PB
15	COLINO Giorgia	18	14	4	0	0	1.000	2	1	.333	0	1
21	FRIGNANI Gaia	12	9	3	0	0	1.000	0	0	0	0	0
27	Bottazzi Sabrina	4	0	4	0	0	1.000	0	0	0	0	0
23	CASADIO Elisa	3	2	1	0	0	1.000	0	1	1.000	0	0
31	GUZZON Cloe	2	1	1	0	0	1.000	0	0	0	0	0
11	CENCI Sofia	1	1	0	0	0	1.000	0	0	0	0	0
24	FABBRI Aurora	1	0	1	0	0	1.000	0	0	0	0	0
14	MASINI Viola	24	10	13	1	0	.958	0	0	0	0	0
19	SOLDI Rebecca	43	36	5	2	0	.954	0	0	0	0	0
10	BISSA Anita	18	5	10	3	0	.833	0	0	0	0	0
16	NARDINI Vittoria	5	4	0	1	0	.800	0	0	0	0	0
22	SERVIDIO Giada	13	1	9	3	0	.769	0	0	0	0	0
18	METTA Alessandra	2	1	0	1	0	.500	0	0	0	0	0
9	GOLINELLI Caterina	1	0	0	1	0	.000	0	0	0	0	0
Totals		147	84	51	12	0	.918	2	2	.500	0	1
Opponents		139	87	42	10	6	.928	0	6	1.000	0	1

TEAM'S STATS – ESTADÍSTICAS DE EQUIPO

(INCLUDING GAMES 1-30 – INCLUYENDO JUEGOS DEL 1 AL 30)



JAPAN

JPN

Overall Statistics for Japan (as of Jun 30, 2025)
(All Games, Sorted by Batting Avg)

Record: Tournament: 5-0 / Opening Round: 5-0 /

#	PLAYER	AVG	GP-GS	AB	R	H	2B	3B	HR	RBI	TB	SLG%	BB	HP	SO	GDP	OB%	SF	SH	SB-ATT
19	NAGATA Ran	1.000	3-2	1	1	1	0	0	0	1	1	1.000	0	0	0	0	1.000	0	0	0-0
11	MOCHIZUKI Mioka	.692	5-4	13	5	9	0	1	1	9	14	1.077	0	0	0	0	.692	0	1	0-0
20	NAKAMURA Saya	.667	3-0	3	0	2	0	0	0	0	2	.667	0	0	0	0	.667	0	0	0-0
4	MASUDA Rio	.455	5-4	11	5	5	0	0	0	0	5	.455	1	0	0	0	.500	0	1	1-1
18	MINATO Rara	.444	4-3	9	4	4	0	1	0	2	6	.667	2	0	0	0	.545	0	1	1-1
2	SAITO Yuzu	.333	5-4	12	5	4	1	0	0	3	5	.417	2	0	2	0	.429	0	2	1-1
9	SUZAKI Yui	.333	5-5	12	2	4	0	1	0	3	6	.500	1	0	1	0	.385	0	1	0-0
17	HIGASHIYAMA Juna	.333	4-4	9	1	3	1	0	0	1	4	.444	3	1	2	0	.538	0	1	0-0
15	SUZUKI Ichigo	.308	5-5	13	3	4	0	0	0	3	4	.308	2	0	0	0	.375	1	0	0-0
28	SOGOBA Hawa	.167	4-1	6	1	1	0	1	0	0	3	.500	0	0	0	0	.167	0	0	0-0
21	TOZUKA Sumire	.143	5-5	14	2	2	0	0	0	2	2	.143	0	0	4	0	.143	0	1	0-0
8	TERAZONO Misora	.111	4-3	9	1	1	0	0	0	0	1	.111	0	0	3	0	.111	0	1	0-0
16	TAKAHARA Juria	.000	3-1	2	0	0	0	0	0	0	0	.000	0	0	0	0	.000	0	0	0-0
27	KAWAII Ruka	.000	5-5	5	0	0	0	0	0	0	0	.000	2	0	1	0	.286	0	2	0-0
1	YAMAMOTO Yui	.000	4-2	5	2	0	0	0	0	0	0	.000	2	0	0	0	.286	0	0	0-0
Totals		.323		124	32	40	2	4	1	24	53	.427	15	1	13	0	.397	1	11	3-3
Opponents		.131		99	6	13	2	0	0	4	15	.152	11	2	38	1	.232	0	4	4-6

(All Games, Sorted by Earned Run Avg)

#	PLAYER	ERA	W-L	SV	IP	G	GS	CG	SHO	H	R	ER	BB	SO	2B	3B	HR	AB	B/Avg	WP	HP	IP	SHA	SFA
7	KITAMURA Haru	0.00	2-0	0	12.0	2	2	2	2	5	0	0	4	13	1	0	0	37	.135	1	1	0	1	0
19	NAGATA Ran	0.00	0-0	1	5.0	3	2	0	0	1	1	0	2	10	0	0	0	17	.059	0	0	0	0	0
20	NAKAMURA Saya	0.00	2-0	0	7.0	3	0	0	0	5	3	0	2	6	1	0	0	24	.208	0	1	0	0	0
16	TAKAHARA Juria	1.00	1-0	1	7.0	3	1	0	0	2	2	1	3	9	0	0	0	21	.095	0	0	1	3	0
Totals		0.23	5-0	2	31.0	5	5	2	2	13	6	1	11	38	2	0	0	99	.131	1	2	1	4	0
Opponents		4.40	0-5	0	28.2	5	5	0	0	40	32	18	15	13	2	4	1	124	.323	5	1	0	11	1

(All Games, Sorted by Fielding Pct)

#	PLAYER	C	PO	A	E	DP	FLD%	CSB	SBA	SBA%	CI	PB
11	MOCHIZUKI Mioka	27	26	1	0	3	1.000	0	0	0	0	0
18	MINATO Rara	15	8	7	0	2	1.000	0	0	0	0	0
1	YAMAMOTO Yui	10	7	3	0	0	1.000	0	0	0	0	0
17	HIGASHIYAMA Juna	9	2	7	0	1	1.000	0	0	0	0	0
9	SUZAKI Yui	3	3	0	0	0	1.000	0	0	0	0	0
4	MASUDA Rio	3	3	0	0	0	1.000	0	0	0	0	0
7	KITAMURA Haru	2	0	2	0	0	1.000	0	0	0	0	0
2	SAITO Yuzu	2	1	1	0	0	1.000	0	0	0	0	0
21	TOZUKA Sumire	2	2	0	0	0	1.000	0	0	0	0	0
16	TAKAHARA Juria	1	0	1	0	0	1.000	0	0	0	0	0
19	NAGATA Ran	1	0	1	0	0	1.000	0	0	0	0	0
27	KAWAII Ruka	46	40	4	2	1	.957	2	3	.600	0	0
15	SUZUKI Ichigo	8	1	6	1	0	.875	0	0	0	0	0
20	NAKAMURA Saya	4	0	2	2	0	.500	0	0	0	0	0
8	TERAZONO Misora	1	0	0	1	0	.000	0	1	1.000	0	0
Totals		134	93	35	6	3	.955	2	4	.667	0	0
Opponents		159	86	55	18	2	.887	0	3	1.000	0	1



TEAM'S STATS – ESTADÍSTICAS DE EQUIPO

(INCLUDING GAMES 1-30 – INCLUYENDO JUEGOS DEL 1 AL 30)



MEXICO

MEX

Overall Statistics for Mexico (as of Jun 30, 2025)
(All Games, Sorted by Batting Avg)

Record: Tournament: 3-4 / Opening Round: 3-2 / Super Round Group: 0-2

#	PLAYER	AVG	GP-GS	AB	R	H	2B	3B	HR	RBI	TB	SLG%	BB	HP	SO	GDP	OB%	SF	SH	SB-ATT
24	OSUNA LIZARRAGA Ky	1.000	3-2	2	0	2	0	0	0	1	2	1.000	1	0	0	0	1.000	0	2	0-1
29	LORA ZAMBRANO Geor	.500	5-5	14	3	7	1	1	0	3	10	.714	2	0	3	0	.563	0	0	0-0
4	MENDEZ ROMERO Jasl	.500	4-4	12	4	6	0	0	0	2	6	.500	0	0	0	0	.500	0	0	1-1
84	RODRIGUEZ CAMPOS T	.333	5-5	9	4	3	0	0	0	2	3	.333	1	0	3	0	.400	0	1	0-0
72	CHAVEZ ALCALA Sofi	.286	5-5	14	2	4	0	0	0	1	4	.286	0	1	2	0	.333	0	1	1-1
2	VALENCIA CASTILLO	.250	5-5	12	2	3	0	1	0	0	5	.417	2	1	1	0	.400	0	0	0-0
13	VENTURA DUENAS Gal	.200	5-4	10	1	2	1	0	0	4	3	.300	0	0	3	0	.182	1	0	0-0
16	GONZALEZ GONZALEZ	.154	5-5	13	1	2	0	0	0	3	2	.154	1	0	1	0	.188	2	0	0-0
7	GAONA SALINAS Mari	.000	3-2	4	1	0	0	0	0	0	0	.000	0	0	2	0	.000	0	1	1-1
19	PINEDA ARMENDARIZ	.000	5-3	2	0	0	0	0	0	0	0	.000	0	0	1	0	.000	0	0	0-0
6	PALACIOS MARTINEZ	.000	5-3	6	0	0	0	0	0	0	0	.000	0	0	1	0	.000	0	0	0-0
25	VALLE IBARRA Jenel	.000	4-1	2	2	0	0	0	0	0	0	.000	2	0	0	0	.500	0	0	0-0
27	PEREGRINO LUCERO A	.000	5-5	11	0	0	0	0	0	0	0	.000	0	0	3	0	.000	0	0	0-0
18	BULBARELA BARAJAS	.000	2-0	2	0	0	0	0	0	0	0	.000	1	0	2	0	.333	0	0	0-0
34	COBOS AVALOS Maria	.000	2-0	1	0	0	0	0	0	0	0	.000	0	0	0	0	.000	0	0	0-0
Totals		.254		114	20	29	2	2	0	16	35	.307	10	2	22	0	.318	3	5	3-4
Opponents		.265		117	19	31	2	3	1	18	42	.359	18	6	23	0	.390	0	4	3-3

(All Games, Sorted by Earned Run Avg)

#	PLAYER	ERA	W-L	SV	IP	G	GS	CG	SHO	H	R	ER	BB	SO	2B	3B	HR	AB	B/Avg	WP	HP	IP	SHA	SFA
34	COBOS AVALOS Maria	0.00	0-0	0	0.0	1	0	0	0	0	0	0	1	0	0	0	0	1	.000	1	0	0	0	0
19	PINEDA ARMENDARIZ	3.27	2-1	0	15.0	3	3	2	1	15	7	7	8	12	1	2	1	57	.263	1	5	0	1	0
8	RAMIREZ MARTINEZ D	5.00	0-1	0	7.0	2	1	0	0	9	6	5	5	1	0	1	0	27	.333	1	0	0	3	0
6	PALACIOS MARTINEZ	5.04	1-0	0	8.1	2	1	1	0	7	6	6	4	10	1	0	0	32	.219	2	1	0	0	0
Totals		4.15	3-2	0	30.1	5	5	3	1	31	19	18	18	23	2	3	1	117	.265	5	6	0	4	0
Opponents		2.86	2-3	0	29.1	5	5	2	1	29	20	12	10	22	2	2	0	114	.254	6	2	0	5	3

(All Games, Sorted by Fielding Pct)

#	PLAYER	C	PO	A	E	DP	FLD%	CSB	SBA	SBA%	CI	PB
13	VENTURA DUENAS Gal	29	28	1	0	1	1.000	0	2	1.000	0	1
29	LORA ZAMBRANO Geor	23	19	4	0	0	1.000	0	0	0	0	0
16	GONZALEZ GONZALEZ	15	15	0	0	0	1.000	0	1	1.000	0	0
84	RODRIGUEZ CAMPOS T	14	11	3	0	0	1.000	0	0	0	0	0
72	CHAVEZ ALCALA Sofi	11	6	5	0	1	1.000	0	0	0	0	0
8	RAMIREZ MARTINEZ D	6	0	6	0	0	1.000	0	0	0	0	0
19	PINEDA ARMENDARIZ	3	0	3	0	0	1.000	0	0	0	0	0
6	PALACIOS MARTINEZ	2	1	1	0	0	1.000	0	0	0	0	0
25	VALLE IBARRA Jenel	2	0	2	0	0	1.000	0	0	0	0	0
7	GAONA SALINAS Mari	1	1	0	0	0	1.000	0	0	0	0	0
2	VALENCIA CASTILLO	11	5	5	1	0	.909	0	0	0	0	0
27	PEREGRINO LUCERO A	6	4	1	1	0	.833	0	0	0	0	0
4	MENDEZ ROMERO Jasl	8	1	5	2	0	.750	0	0	0	0	0
Totals		131	91	36	4	1	.969	0	3	1.000	0	1
Opponents		136	88	38	10	1	.926	1	3	.750	0	1



TEAM'S STATS – ESTADÍSTICAS DE EQUIPO

(INCLUDING GAMES 1-30 – INCLUYENDO JUEGOS DEL 1 AL 30)



PUERTO RICO

PUR

Overall Statistics for Puerto Rico (as of Jun 30, 2025)
(All Games, Sorted by Batting Avg)

Record: Tournament: 4-1 / Opening Round: 4-1 /

#	PLAYER	AVG	GP-GS	AB	R	H	2B	3B	HR	RBI	TB	SLG%	BB	HP	SO	GDP	OB%	SF	SH	SB-ATT
24	ORTIZ Isabella Han	.714	3-3	7	4	5	3	0	0	7	8	1.143	2	0	1	0	.778	0	0	0-0
6	DUQUE Janalyn Amel	.714	3-3	7	3	5	0	1	0	4	7	1.000	2	0	0	0	.778	0	0	3-4
21	MELENDEZ Nylah Ada	.625	4-4	8	4	5	1	0	1	5	9	1.125	1	0	0	1	.667	0	0	1-1
1	RODRIGUEZ ALICEA K	.600	5-2	5	2	3	1	0	0	1	4	.800	2	0	1	0	.714	0	0	0-0
23	ALDEBOL-BORRERO Al	.500	4-3	10	4	5	1	0	0	3	6	.600	0	0	1	0	.500	0	0	1-1
3	MONTE SOSTRE Jeri	.500	4-2	6	3	3	0	0	0	2	3	.500	0	0	1	0	.500	0	0	0-0
4	RODRIGUEZ SANCHEZ	.500	3-2	4	4	2	0	0	0	2	2	.500	3	0	0	0	.714	0	0	2-2
31	MELENDEZ Maya Rose	.500	4-4	2	0	1	0	0	0	2	1	.500	0	0	0	0	.500	0	0	0-0
9	NIEVES PEREZ Dylia	.417	5-5	12	4	5	1	0	0	3	6	.500	0	0	1	0	.385	1	0	1-1
42	MELENDEZ Naima Abe	.300	5-4	10	1	3	1	0	0	2	4	.400	1	0	1	0	.364	0	0	0-0
8	CURRY Amaya	.200	4-4	10	1	2	0	0	0	1	2	.200	2	0	2	0	.333	0	0	1-1
7	MEGNAUTH Makayla M	.200	4-3	5	0	1	0	0	0	0	1	.200	0	0	1	0	.200	0	0	0-0
11	JOHNSON Yazmine Ti	.200	4-4	5	3	1	0	0	0	0	1	.200	2	4	0	0	.636	0	0	0-0
2	SANTIAGO RODRIGUEZ	.200	4-2	5	1	1	0	0	0	1	1	.200	1	0	1	0	.333	0	1	1-1
77	ANDA Hailey Makayl	.167	4-2	6	2	1	0	0	0	0	1	.167	0	0	3	0	.167	0	0	0-0
5	RODRIGUEZ Skylah M	.000	4-2	6	2	0	0	0	0	0	0	.000	1	0	0	0	.143	0	0	0-0
Totals		.398		108	38	43	8	1	1	33	56	.519	17	4	13	1	.492	1	1	10-11
Opponents		.169		83	10	14	2	2	0	9	20	.241	13	1	38	0	.283	2	2	2-2

(All Games, Sorted by Earned Run Avg)

#	PLAYER	ERA	W-L	SV	IP	G	GS	CG	SHO	H	R	ER	BB	SO	2B	3B	HR	AB	B/Avg	WP	HP	IP	SHA	SFA
24	ORTIZ Isabella Han	0.00	1-0	0	4.0	1	1	1	1	2	0	0	5	8	0	0	0	13	.154	0	0	2	0	0
7	MEGNAUTH Makayla M	0.70	1-0	1	10.0	4	1	1	1	4	4	1	0	14	1	0	0	33	.121	0	1	0	0	2
31	MELENDEZ Maya Rose	3.94	2-1	0	10.2	3	3	0	0	8	6	6	8	16	1	2	0	37	.216	3	0	0	2	0
Totals		1.99	4-1	1	24.2	5	5	2	2	14	10	7	13	38	2	2	0	83	.169	3	1	2	2	2
Opponents		8.34	1-4	0	22.2	5	5	2	1	43	38	27	17	13	8	1	1	108	.398	6	4	2	1	1

(All Games, Sorted by Fielding Pct)

#	PLAYER	C	PO	A	E	DP	FLD%	CSB	SBA	SBA%	CI	PB
9	NIEVES PEREZ Dylia	17	17	0	0	0	1.000	0	0	0	0	0
21	MELENDEZ Nylah Ada	14	11	3	0	0	1.000	0	2	1.000	0	0
42	MELENDEZ Naima Abe	10	7	3	0	1	1.000	0	0	0	0	0
24	ORTIZ Isabella Han	7	6	1	0	0	1.000	0	0	0	0	0
7	MEGNAUTH Makayla M	4	2	2	0	0	1.000	0	0	0	0	0
11	JOHNSON Yazmine Ti	4	3	1	0	1	1.000	0	0	0	0	0
31	MELENDEZ Maya Rose	3	1	2	0	1	1.000	0	0	0	0	0
23	ALDEBOL-BORRERO Al	3	1	2	0	0	1.000	0	0	0	0	0
2	SANTIAGO RODRIGUEZ	3	3	0	0	0	1.000	0	0	0	0	0
1	RODRIGUEZ ALICEA K	3	0	3	0	0	1.000	0	0	0	0	0
3	MONTE SOSTRE Jeri	2	2	0	0	0	1.000	0	0	0	0	0
4	RODRIGUEZ SANCHEZ	2	1	1	0	0	1.000	0	0	0	0	0
6	DUQUE Janalyn Amel	1	0	1	0	0	1.000	0	0	0	0	0
5	RODRIGUEZ Skylah M	17	13	3	1	0	.941	0	0	0	0	0
8	CURRY Amaya	10	7	2	1	2	.900	0	0	0	0	0
Totals		100	74	24	2	2	.980	0	2	1.000	0	0
Opponents		108	68	28	12	1	.889	1	10	.909	0	0

TEAM'S STATS – ESTADÍSTICAS DE EQUIPO

(INCLUDING GAMES 1-30 – INCLUYENDO JUEGOS DEL 1 AL 30)



SINGAPORE

SGP

Overall Statistics for Singapore (as of Jun 30, 2025)
(All Games, Sorted by Batting Avg)

Record: Tournament: 0-7 / Opening Round: 0-5 / Placement Round Group: 0-2

#	PLAYER	AVG	GP-GS	AB	R	H	2B	3B	HR	RBI	TB	SLG%	BB	HP	SO	GDP	OB%	SF	SH	SB-ATT
24	ONG Shannon Si En	.200	3-3	5	0	1	0	0	0	0	1	.200	0	0	2	1	.200	0	0	0-0
29	VAN DER BEEK Sonya	.167	5-5	12	1	2	1	0	0	0	3	.250	0	0	4	0	.167	0	0	0-0
33	NG Renaise Sze Lin	.111	5-5	9	1	1	0	0	0	1	1	.111	0	1	3	0	.200	0	0	1-1
19	LI Yueqi Stefania	.000	3-3	2	0	0	0	0	0	0	0	.000	1	0	1	0	.333	0	0	0-0
2	LI Yuewen Ann	.000	5-5	6	0	0	0	0	0	0	0	.000	4	0	2	0	.400	0	0	0-0
99	LIM Xue Hui Nicole	.000	5-4	4	0	0	0	0	0	0	0	.000	0	0	2	0	.000	0	1	0-0
78	LAI Keona Yi Yin	.000	5-5	7	0	0	0	0	0	0	0	.000	2	0	5	0	.222	0	0	0-0
55	DANIEL Nathania Ja	.000	5-5	6	0	0	0	0	0	0	0	.000	1	0	2	0	.143	0	0	0-0
26	BINTE RIDZUAN Riha	.000	5-4	7	0	0	0	0	0	0	0	.000	0	0	2	0	.000	0	0	0-0
20	TAN Hwei Syn	.000	3-1	1	0	0	0	0	0	0	0	.000	0	0	1	0	.000	0	1	0-0
13	WU Yongyi	.000	5-3	6	0	0	0	0	0	0	0	.000	0	0	4	0	.000	0	0	0-0
31	NG Hwee Tsin	.000	2-0	1	0	0	0	0	0	0	0	.000	0	0	0	0	.000	0	0	0-0
14	NG Cynn Lynn	.000	3-3	5	1	0	0	0	0	0	0	.000	1	0	1	0	.167	0	0	0-0
Totals		.56		71	3	4	1	0	0	1	5	.70	9	1	29	1	.173	0	2	1-1
Opponents		.440		125	61	55	5	9	2	45	84	.672	9	3	19	0	.472	5	3	13-13

(All Games, Sorted by Earned Run Avg)

#	PLAYER	ERA	W-L	SV	IP	G	GS	CG	SHO	H	R	ER	BB	SO	2B	3B	HR	AB	B/Avg	WP	HP	IP	SHA	SFA
19	LI Yueqi Stefania	9.45	0-2	0	6.2	2	2	0	0	16	19	9	4	6	0	3	0	40	.400	7	1	0	1	1
13	WU Yongyi	9.60	0-2	0	11.2	4	2	2	0	27	30	16	2	11	3	3	1	67	.403	5	2	0	2	3
47	SIM Ee Lin Ivy	28.00	0-1	0	2.0	2	1	0	0	12	12	8	3	2	2	3	1	18	.667	2	0	0	0	1
Totals		11.36	0-5	0	20.1	5	5	2	0	55	61	33	9	19	5	9	2	125	.440	14	3	0	3	5
Opponents		0.61	5-0	0	23.0	5	5	3	3	4	3	2	9	29	1	0	0	71	.056	4	1	0	2	0

(All Games, Sorted by Fielding Pct)

#	PLAYER	C	PO	A	E	DP	FLD%	CSB	SBA	SBA%	CI	PB
78	LAI Keona Yi Yin	17	16	1	0	0	1.000	0	0	0	0	0
55	DANIEL Nathania Ja	5	5	0	0	0	1.000	0	0	0	0	0
26	BINTE RIDZUAN Riha	1	1	0	0	0	1.000	0	0	0	0	0
31	NG Hwee Tsin	1	1	0	0	0	1.000	0	0	0	0	0
2	LI Yuewen Ann	20	17	0	3	0	.850	0	11	1.000	0	0
29	VAN DER BEEK Sonya	15	6	6	3	0	.800	0	0	0	0	0
16	TAN Ting Yu Jaelyn	5	4	0	1	0	.800	0	0	0	0	0
13	WU Yongyi	8	2	4	2	0	.750	0	0	0	0	0
33	NG Renaise Sze Lin	14	7	3	4	0	.714	0	2	1.000	0	0
19	LI Yueqi Stefania	2	1	0	1	0	.500	0	0	0	0	0
99	LIM Xue Hui Nicole	3	1	0	2	0	.333	0	0	0	0	0
24	ONG Shannon Si En	3	0	1	2	0	.333	0	0	0	0	0
20	TAN Hwei Syn	2	0	0	2	0	.000	0	0	0	0	0
37	CHAN Yu Jun, Kayle	1	0	0	1	0	.000	0	0	0	0	0
Totals		97	61	15	21	0	.784	0	13	1.000	0	0
Opponents		107	69	33	5	2	.953	0	1	1.000	0	0

TEAM'S STATS – ESTADÍSTICAS DE EQUIPO

(INCLUDING GAMES 1-30 – INCLUYENDO JUEGOS DEL 1 AL 30)



CHINESE TAIPEI

TPE

Overall Statistics for Chinese Taipei (as of Jun 30, 2025)
(All Games, Sorted by Batting Avg)

Record: Tournament: 3-2 / Opening Round: 3-2 /

#	PLAYER	AVG	GP-GS	AB	R	H	2B	3B	HR	RBI	TB	SLG%	BB	HP	SO	GDP	OB%	SF	SH	SB-ATT
4	SHIH Meng-Le	1.000	1-1	2	2	2	0	1	0	2	4	2.000	0	1	0	0	1.000	0	0	2-2
18	LIN Shu-Jung	.462	4-4	13	2	6	1	0	0	2	7	.538	1	0	0	0	.500	0	0	0-0
24	HUNG Shih-Ting	.400	4-4	5	1	2	0	2	0	0	6	1.200	1	1	1	0	.571	0	2	0-0
8	HUANG Yu-Ti	.333	5-5	15	4	5	0	0	0	1	5	.333	0	0	3	0	.333	0	0	1-1
2	LIOU Li-Wun	.333	4-2	6	1	2	0	0	0	1	2	.333	1	0	1	0	.429	0	0	2-2
15	HSU En-Shih	.231	5-5	13	3	3	0	1	0	3	5	.385	0	1	8	0	.286	0	1	0-0
1	LIN Yu-Xin	.222	5-5	9	4	2	0	0	0	1	2	.222	2	0	4	0	.364	0	4	0-0
7	HOU Tsai-Chieh	.200	5-5	15	2	3	0	0	0	2	3	.200	0	0	4	0	.200	0	0	0-0
12	CHANG En-Chi	.200	5-5	10	3	2	0	0	0	0	2	.200	2	0	3	0	.333	0	4	0-0
14	HSU Hui-Ni	.200	3-3	5	1	1	0	0	0	1	1	.200	0	0	0	0	.200	0	2	0-0
6	HSIEH Ya-Hsien	.200	2-1	5	4	1	0	1	0	2	3	.600	0	0	0	0	.200	0	0	1-1
5	GAO Zi-Qing	.091	5-5	11	0	1	0	0	0	0	1	.91	1	0	3	0	.167	0	0	0-0
Totals		.275		109	27	30	1	5	0	15	41	.376	8	3	27	0	.342	0	13	6-6
Opponents		.300		120	26	36	6	2	2	24	52	.433	7	6	18	1	.363	2	3	4-4

(All Games, Sorted by Earned Run Avg)

#	PLAYER	ERA	W-L	SV	IP	G	GS	CG	SHO	H	R	ER	BB	SO	2B	3B	HR	AB	B/Avg	WP	HP	IP	SHA	SFA
9	DE LE Lu-Pu-Jia-Ge	3.57	1-2	0	17.2	3	3	2	0	19	11	9	3	8	5	0	1	69	.275	0	2	0	2	0
19	CHAO Yu-Chieh	7.64	1-0	0	7.1	2	1	1	0	12	9	8	2	7	1	2	1	33	.364	0	3	0	1	2
16	TSAI Pei-En	8.75	1-0	0	4.0	2	1	1	1	5	6	5	2	3	0	0	0	18	.278	1	1	0	0	0
Totals		5.31	3-2	0	29.0	5	5	4	1	36	26	22	7	18	6	2	2	120	.300	1	6	0	3	2
Opponents		2.44	2-3	0	28.2	5	5	1	0	30	27	10	8	27	1	5	0	109	.275	3	3	1	13	0

(All Games, Sorted by Fielding Pct)

#	PLAYER	C	PO	A	E	DP	FLD%	CSB	SBA	SBA%	CI	PB
15	HSU En-Shih	33	31	2	0	2	1.000	0	0	0	0	0
8	HUANG Yu-Ti	21	13	8	0	2	1.000	0	0	0	0	0
24	HUNG Shih-Ting	11	10	1	0	0	1.000	0	2	1.000	0	1
9	DE LE Lu-Pu-Jia-Ge	6	1	5	0	0	1.000	0	0	0	0	0
5	GAO Zi-Qing	5	5	0	0	0	1.000	0	0	0	0	0
6	HSIEH Ya-Hsien	4	1	3	0	0	1.000	0	0	0	0	0
12	CHANG En-Chi	4	4	0	0	0	1.000	0	0	0	0	0
2	LIOU Li-Wun	4	4	0	0	0	1.000	0	0	0	0	0
19	CHAO Yu-Chieh	2	0	2	0	0	1.000	0	0	0	0	0
4	SHIH Meng-Le	2	2	0	0	0	1.000	0	0	0	0	0
14	HSU Hui-Ni	2	1	1	0	1	1.000	0	0	0	0	0
16	TSAI Pei-En	1	0	1	0	0	1.000	0	0	0	0	0
18	LIN Shu-Jung	12	4	7	1	0	.917	0	0	0	0	0
1	LIN Yu-Xin	9	8	0	1	0	.889	0	2	1.000	0	0
7	HOU Tsai-Chieh	16	3	10	3	1	.813	0	0	0	0	0
Totals		132	87	40	5	2	.962	0	4	1.000	0	1
Opponents		143	86	45	12	0	.916	0	6	1.000	0	3

TEAM'S STATS – ESTADÍSTICAS DE EQUIPO

(INCLUDING GAMES 1-30 – INCLUYENDO JUEGOS DEL 1 AL 30)



UNITED STATES

USA

Overall Statistics for United States of America (as of Jun 30, 2025)
(All Games, Sorted by Batting Avg)

Record: Tournament: 5-0 / Opening Round: 5-0 /

#	PLAYER	AVG	GP-GS	AB	R	H	2B	3B	HR	RBI	TB	SLG%	BB	HP	SO	GDP	OB%	SF	SH	SB-ATT
1	JOHNSON Braelyn Ra	1.000	2-2	1	1	1	0	0	0	0	1	1.000	0	0	0	0	1.000	0	0	0-0
12	REIS Lucille Isabe	1.000	3-1	1	0	1	0	0	0	0	1	1.000	0	0	0	0	1.000	0	0	0-0
42	JOHNSON Kyndall Ka	.667	5-3	6	5	4	0	1	0	2	6	1.000	0	0	1	0	.667	0	1	1-1
8	BRONOWICZ Ashleigh	.636	5-5	11	6	7	0	1	0	2	9	.818	0	1	0	0	.615	1	1	1-1
15	WILLIAMS Khloe Aly	.600	5-5	10	8	6	0	0	1	12	9	.900	3	0	0	0	.563	3	0	1-1
21	LANDERS Michaela A	.583	5-5	12	9	7	1	1	0	3	10	.833	3	0	0	0	.667	0	0	4-4
19	EICHOLTZ Allison K	.556	5-5	9	7	5	2	0	2	8	13	1.444	4	0	2	0	.692	0	1	0-0
20	ENNIS Mia Lynn	.545	5-4	11	4	6	2	0	0	2	8	.727	0	0	1	0	.545	0	0	2-2
24	SOTO Melody Lorrai	.538	5-5	13	6	7	3	1	0	9	12	.923	1	1	0	0	.600	0	0	2-3
28	SAITO Skyla Marie	.500	5-3	10	3	5	2	0	1	5	10	1.000	1	0	3	0	.545	0	0	0-0
14	THOMAS Makenzie Ni	.500	5-4	6	4	3	0	0	0	3	3	.500	3	2	2	0	.727	0	0	0-0
10	EICHHOLZ Leona Eli	.500	3-1	2	1	1	0	0	0	2	1	.500	0	0	1	0	.500	0	0	0-0
32	SAENZ Liana Marisa	.333	5-1	3	3	1	0	0	0	2	1	.333	1	0	1	0	.500	0	0	2-2
2	RILEY Audrey Eliza	.250	4-3	4	1	1	0	0	0	0	1	.250	2	1	0	0	.571	0	0	0-0
5	CURRIE Amiyah Matt	.125	6-2	8	3	1	0	0	0	2	1	.125	1	0	1	0	.222	0	0	0-0
31	BARNES Maci Nicole	.000	2-1	1	0	0	0	0	0	0	0	.000	0	1	0	0	.500	0	0	0-0
Totals		.519		108	61	56	10	4	4	52	86	.796	19	6	12	0	.591	4	3	13-14
Opponents		.077		65	1	5	1	0	0	0	6	.092	5	0	26	1	.143	0	3	0-0

(All Games, Sorted by Earned Run Avg)

#	PLAYER	ERA	W-L	SV	IP	G	GS	CG	SHO	H	R	ER	BB	SO	2B	3B	HR	AB	B/Avg	WP	HP	IP	SHA	SFA
10	EICHHOLZ Leona Eli	0.00	1-0	0	5.0	1	1	1	1	3	0	0	0	8	1	0	0	19	.158	2	0	0	0	0
31	BARNES Maci Nicole	0.00	1-0	0	3.0	1	0	0	0	1	0	0	0	5	0	0	0	9	.111	0	0	0	1	0
1	JOHNSON Braelyn Ra	0.00	2-0	0	9.0	2	2	1	1	1	1	0	4	8	0	0	0	26	.038	0	0	0	1	0
12	REIS Lucille Isabe	0.00	1-0	0	4.0	2	1	1	1	0	0	0	1	5	0	0	0	11	.000	0	0	1	1	0
Totals		0.00	5-0	0	21.0	4	4	3	3	5	1	0	5	26	1	0	0	65	.077	2	0	1	3	0
Opponents		14.74	0-5	0	19.0	5	5	0	0	56	61	40	19	12	10	4	4	108	.519	5	6	0	3	4

(All Games, Sorted by Fielding Pct)

#	PLAYER	C	PO	A	E	DP	FLD%	CSB	SBA	SBA%	CI	PB
15	WILLIAMS Khloe Aly	25	24	1	0	1	1.000	0	0	0	0	0
2	RILEY Audrey Eliza	14	14	0	0	0	1.000	0	0	0	0	1
28	SAITO Skyla Marie	13	13	0	0	0	1.000	0	0	0	0	1
21	LANDERS Michaela A	6	2	4	0	0	1.000	0	0	0	0	0
5	CURRIE Amiyah Matt	4	0	4	0	1	1.000	0	0	0	0	0
1	JOHNSON Braelyn Ra	4	0	4	0	0	1.000	0	0	0	0	0
19	EICHOLTZ Allison K	3	3	0	0	0	1.000	0	0	0	0	0
42	JOHNSON Kyndall Ka	2	1	1	0	0	1.000	0	0	0	0	0
20	ENNIS Mia Lynn	2	2	0	0	0	1.000	0	0	0	0	0
12	REIS Lucille Isabe	2	0	2	0	0	1.000	0	0	0	0	0
10	EICHHOLZ Leona Eli	1	1	0	0	0	1.000	0	0	0	0	0
24	SOTO Melody Lorrai	1	1	0	0	0	1.000	0	0	0	0	0
8	BRONOWICZ Ashleigh	11	2	8	1	1	.909	0	0	0	0	0
14	THOMAS Makenzie Ni	4	0	3	1	0	.750	0	0	0	0	0
Totals		92	63	27	2	1	.978	0	0	0	0	2
Opponents		95	57	28	10	2	.895	1	13	.929	0	1



SUPER ROUND, PLACEMENT ROUND AND FINALS SUPER RONDA, RONDA DE CLASIFICACIÓN Y FINALES

STANDINGS – POSICIÓN DE EQUIPOS

SUPER ROUND – SUPER RONDA						
RK	TEAM – EQUIPO	GP	W	L	AVG	GB
1	JAPAN	2	2	0	1.000	-
1	USA	2	2	0	1.000	-
3	CZECHIA	2	1	1	.500	1.0
3	PUERTO RICO	2	1	1	.500	1.0
5	MEXICO	2	0	2	.000	2.0
5	CHINESE TAIPEI	2	0	2	.000	2.0













PLACEMENT ROUND – RONDA DE CLASIFICACION						
RK	TEAM – EQUIPO	GP	W	L	AVG	GB
1	CANADA	2	2	0	1.000	-
1	ITALY	2	2	0	1.000	-
3	AUSTRALIA	2	1	1	.500	1.0
3	SPAIN	2	1	1	.500	1.0
5	AMERICAN SAMOA	2	0	2	.000	2.0
5	SINGAPORE	2	0	2	.000	2.0

The Teams are placed according to the Tournament Regulations for the WBSC.

Los equipos son ordenados en atención a los Reglamentos Oficiales de la WBSC.

SUPER ROUND, PLACEMENT ROUND AND FINALS SUPER RONDA, RONDA DE CLASIFICACIÓN Y FINALES

SCHEDULE AND RESULTS – CALENDARIO Y RESULTADOS

SUPER ROUND SUPER RONDA	PLACEMENT ROUND RONDA DE CLASIFICACIÓN
 CZECHIA	 AMERICAN SAMOA
 JAPAN	 AUSTRALIA
 MEXICO	 CANADA
 PUERTO RICO	 SPAIN
 CHINESE TAIPEI	 ITALY
 USA	 SINGAPORE

WEDNESDAY JULY 2, 2025 – MIÉRCOLES 2 DE JULIO DE 2025

#	Hour Hora	Stadium Campo	Group Grupo	Visitor Team Equipo Visitante	Home Team Equipo Local	Score	Inn
33	14:30	Francesco Nespoli Caronno Pertusella	SR	 MEXICO	 USA		
34	15:00	CS Peppino Colombo Legnano	SR	 PUERTO RICO	 CZECHIA		
35	18:30	Francesco Nespoli Caronno Pertusella	SR	 CHINESE TAIPEI	 JAPAN		
31	10:30	Francesco Nespoli Caronno Pertusella	PR	 AMERICAN SAMOA	 AUSTRALIA		
32	11:00	CS Peppino Colombo Legnano	PR	 SINGAPORE	 SPAIN		
36	19:00	CS Peppino Colombo Legnano	PR	 ITALY	 CANADA		

Local time in Lombardy, Italy (GMT +2) / Hora local en Lombardía, Italy (GMT+2)

SUPER ROUND, PLACEMENT ROUND AND FINALS SUPER RONDA, RONDA DE CLASIFICACIÓN Y FINALES

SCHEDULE AND RESULTS – CALENDARIO Y RESULTADOS

THURSDAY JULY 3, 2025 – JUEVES 3 DE JULIO DE 2025

#	Hour Hora	Stadium Campo	Group Grupo	Visitor Team Equipo Visitante	Home Team Equipo Local	Score	Inn
37	10:30	Francesco Nespoli Caronno Pertusella	SR	MEXICO	CZECHIA		
40	15:00	CS Peppino Colombo Legnano	SR	CHINESE TAIPEI	PUERTO RICO		
42	19:00	CS Peppino Colombo Legnano	SR	USA	JAPAN		
38	11:00	CS Peppino Colombo Legnano	PR	SPAIN	AUSTRALIA		
39	14:30	Francesco Nespoli Caronno Pertusella	PR	AMERICAN SAMOA	CANADA		
41	18:30	Francesco Nespoli Caronno Pertusella	PR	SINGAPORE	ITALY		

FRIDAY JULY 4, 2025 – VIERNES 4 DE JULIO DE 2025

#	Hour Hora	Stadium Campo	Group Grupo	Visitor Team Equipo Visitante	Home Team Equipo Local	Score	Inn
44	11:00	CS Peppino Colombo Legnano	SR	MEXICO	CHINESE TAIPEI		
45	14:30	Francesco Nespoli Caronno Pertusella	SR	CZECHIA	JAPAN		
47	18:30	Francesco Nespoli Caronno Pertusella	SR	PUERTO RICO	USA		
43	10:30	Francesco Nespoli Caronno Pertusella	PR	SPAIN	CANADA		
46	15:00	CS Peppino Colombo Legnano	PR	SINGAPORE	AMERICAN SAMOA		
48	19:00	CS Peppino Colombo Legnano	PR	AUSTRALIA	ITALY		

SATURDAY JULY 5, 2025 – SÁBADO 5 DE JULIO DE 2025

#	Hour Hora	Stadium Campo	Group Grupo	Visitor Team Equipo Visitante	Home Team Equipo Local	Score	Inn
49	15:00	Francesco Nespoli Caronno Pertusella	BRONZE 	4th place Super Round	3rd place Super Round		
50	19:00	Francesco Nespoli Caronno Pertusella	GOLD 	2nd place Super Round	1st place Super Round		

Local time in Lombardy, Italy (GMT +2) / Hora local en Lombardía, Italy (GMT+2)



ABBREVIATIONS – ABREVIATURAS (IN ALPHABETICAL ORDER – EN ORDEN ALFABÉTICO)

HITTING – OFENSIVA			PITCHING – PITCHEO		
2B	Doubles	Dobles	2B	Doubles allowed	Dobles permitidos
3B	Triples	Triples	3B	Triples allowed	Triples permitidos
AB	At bats	Veces al bate	AB	At bats	Veces al bate
AVG	Batting average	Average de bateo	B/Avg	Opponent batting average	Average de bateo de los oponentes
BB	Base on balls	Base por bolas	BK	Balk	Balk
GDP	Grounded into double plays	Batazo para Doble Play	BB	Base on balls allowed	Bases por bolas concedidas
G	Games played	Juegos jugados	CG	Complete games	Juegos completo
H	Hits	Hits conectados	ER	Earned runs allowed	Carreras limpias permitidas
HP	Hit by pitch	Golpeado por el lanzador	ERA	Earned run average	Promedio de efectividad
HR	Homeruns	Cuadrangulares	IBB	Intentional base on balls allowed	Bases por bolas intencionales
IBB	Intentional base on balls	Base por bolas intencional	GP	Games pitched	Juegos lanzados
OB%	On base percentage	Promedio de embasado	GS	Games started	Juegos Iniciados
R	Runs scored	Carreras anotadas	H	Hits allowed	Hits permitidos
RBI	Runs batted in	Carreras impulsadas	HP	Hit by pitch	Golpeados por el lanzamiento
SB / ATT	Stolen bases / SB attempts	Baes Robadas / Intentos de robo	HR	Home runs allowed	Cuadrangulares permitidos
SF	Sacrifice flies	Sacrificio Fly	IP	Innings played	Entradas lanzadas
SH	Sacrifice hits	Toque de sacrificio	R	Runs allowed	Carreras permitidas
SLG%	Slugging percentage	Average de slugging	SO	Strikeouts	Ponches propinados
SO	Strikeouts	Ponches	SFA	Sacrifice flies allowed	Sacrificios fly permitidos
TB	Total bases	Total de bases alcanzadas por hit	SHA	Sacrifice hits allowed	Toques de sacrificio permitidos
			SHO	Shutouts / Combination shutouts	Blanqueos / Blanqueos combinados
			SV	Saves	Juegos salvados
			W-L	Wins/Losses	Juegos ganados/Perdidos
			WP	Wild pitches	Wild pitches

FIELDING – DEFENSA		
A	Assists	Asistencias
C	Chances	Total de lances
CI	Catcher's interference	Interferencia del receptor
CSB	Caught stealing (by pitcher and catcher)	Atrapado robando (del lanzador y del receptor)
DP	Double plays participated in	Participaciones en doble play
E	Errors	Errores
FLD%	Fielding percentage	Promedio de defensa
PB	Passed balls (catcher)	Passed ball (receptor)
PO	Putouts	Outs (Eliminaciones)
SBA	Stolen bases allowed (pitcher and catcher)	Robos permitidos (lanzador y receptor)
SBA%	Stolen bases against percentage (pitcher and catcher)	Promedio de robos permitidos (lanzador y receptor)