

THE
WORLD
GAMES



TWG
2025
CHENGDU

DAILY REPORT
REPORTE DIARIO

@WBSC

#TWG2025

Final

August 10, 2025



ARG



AUS



CAN



CZE



JPN



SGP



USA



VEN

WBSC.ORG

FINAL TEAMS' RANKING POSICIÓN FINAL DE LOS EQUIPOS

1		JAPAN
1		USA
3		CANADA
3		VENEZUELA
5		ARGENTINA
6		CZECHIA
7		AUSTRALIA
8		SINGAPORE

OFFICIALS – OFICIALES


TECHNICAL COMMISSION - COMISIÓN TÉCNICA

Technical Director – Director Técnico:  **Anna BATTIGELLI (ITA)**


 Catherine KERR (AUS)

 Xin XIE (CHN)

 Brooke PENFOLD (AUS)

 Giovanni SANNA (ITA)

 Shuro TSUKIOKA (JPN)

 Xuan ZHANG (CHN)

UMPIRES – ÁRBITROS

Umpires Director – Director de Árbitros:  **Luis PARDO (ESP)**

Assistant Umpires Director – Asistente al Director de Árbitros:  **William TAMAKI (NZL)**

 Jason CARTER (AUS)

 Geneviève GAUDREAU (CAN)


 Takashi HASHIMOTO (JPN)


 Anthony KAIARUNA (NZL)

 William LOPEZ (PUR)

 Mark PORTEOUS (NZL)

 Galip SÖNMEZ (GER)


 Miki YABE (JPN)

 Michal ŽIDEK (CZE)

 Tao CHENG (CHN)

OFFICIAL SCORERS – ANOTADORES OFICIALES


Scorers Director – Director de Anotadores:  **Stefano PIERI (ITA)**

 Yi-Jhen CAI (TPE)

 Fuka NAKAMURA (JPN)

 Rosalinda STEIJGER (NED)

 Akane TOKUI (JPN)

 Miyoko YAGI (JPN)

 Min XUE (CHN)

ROSTER



ARGENTINA

ARG

#	LAST NAMES	NAMES	POS	B	T
34	BIONDI TERUEL	Luciano	UTL	L	R
11	EDER	Federico Alejandro	IF	L	R
27	GODOY	Manuel Ignacio	IF	L	L
70	GODOY HERBEL	Roman Alejandro	P	R	R
95	LUNA	Khalil	IF	R	R
24	MALARCZUK	Juan Ladislao	IF, OF	L	R
4	MATA CARABAJAL	Huemul Ezequiel	P	R	R
77	MIGLIAVACCA SKLADNY	Pablo	P	R	R
9	MIGLIAVACCA SKLADNY	Teo	OF	L	L
19	OJEDA	Gonzalo Augusto	IF	R	R
8	OLHEISER	Federico	DH, IF	R	R
59	PEKER	Alan Javier	OF	L	R
12	RETAMAR	Lucio Gabriel	OF	L	R
42	SCIALACOMO	Gian Marcos Enrique	UTL	L	R
6	ZARA	Juan Cruz	C	R	R

BOLZAN	Kevin Hernan	Pitching Coach
GUERRINIERI	Gustavo German	3B Coach
GUERRINIERI	José Alberto	Head Coach
BENEDETTI	Luciano Emanuel	Doctor
MONTERO	Mariano Alberto	Delegation Leader

ROSTER



AUSTRALIA

AUS

#	LAST NAMES	NAMES	POS	B	T
12	BEASHEL	Callum Paul	OF	R	R
33	BECKETT	Mathew John	P	R	R
24	BYRNE	Joel Scott	P	R	R
6	DOBE	Haydan Jay	C	R	R
30	GARLAND	Jeremy David	P, 3B, SS, OF	R	R
23	GOFFER	Ashlee Liam Michael	P	L	R
5	HORT	Lachlan Dennis	2B, OF	R	R
4	JAMES	Riley Mackenzie	3B, OF	L	R
66	KING	Ryan Jacob	3B, SS, OF	R	R
87	LYNCH	Nathan Thomas	OF	R	R
14	MATTHEWS	Hayden Andrew	OF	R	R
22	MOLANDER	Kynan Jaycob	UTL	R	R
7	O'BYRNE	Brendon Thomas	IF	R	R
16	SCARAMELLA	Joseph Lance	C	R	R
55	WICKHAM	Matthew Leslie	OF	R	L

GOOLAGONG	Jeffrey Kenneth	3B Coach
TITHERADGE	Michael Raymond	Coach
BARRINGTON	Jamie Richard	Delegation Leader
Loh	Sarah	Delegation Leader
MCCASKIE	David Stephen	Trainer
GOOLAGONG	Jeffrey Kenneth	3B Coach

ROSTER



CANADA

CAN

#	LAST NAMES	NAMES	POS	B	T
44	CLEARY	Sean	P	R	R
11	EZEKIEL	Bradley Joseph	OF	R	R
5	EZEKIEL	Kyle Michael	UTL	R	R
17	HUDSON	Jordan Scott	P, UTL	R	R
7	HUNTER	Blake	C, IF	R	R
55	HYDE	Derek Paul	C	L	R
97	LASKOWSKI	Justin Maxwell	IF	L	R
1	MAJOR	Maxwell Victor	C, IF	L	R
24	MCKAY	Mitchell Alexander	C, IF	L	R
20	POMEROY	Jordan William	OF	L	R
57	RANDERSON	Tyler Jacob	P	R	R
41	SCHOFIELD	Justin Gordon	P	R	R
8	SEBASTIAN	Ty Christopher Harvey	P, UTL	R	R
4	WHITE	Nicholas Ronald	OF	L	R

ALLIN

Douglas

Coach

HOWEY

John Leslie

1B Coach

STUART

John Steven

Head Coach

BRANCHAUD

Michael

Delegation Leader

ROSTER



CZECHIA

CZE

#	LAST NAMES	NAMES	POS	B	T
88	CHUCHMA	Viktor	IF	R	R
29	HAJNÝ	Jonáš	P	L	R
32	HARRIS	George Alexander	OF	R	R
* 48	HOLOBRÁDEK	Michal	P	L	R
33	JALUŠKA	David	IF	L	R
96	KLAS	Mikuláš	IF	R	R
19	KLEIN	Tomáš	IF	R	R
10	KUBÁT	Lukáš	P	L	L
73	KUČÍREK	Filip	IF	L	R
37	LUŇÁK	Adam	OF	R	R
77	MAGULA	Martin	IF	R	R
14	RYŠAVÝ	Matěj	C	R	R
69	TUREK	Martin	OF	R	R
39	VAŠÍČEK	Jakub	IF	L	R
15	VOLF	Marek	C	R	R

ŠNELLY	Dušan	Coach
JURIGA	Lukáš	Head Coach
KORČÁK	Jaroslav	Head Coach
KOPŘIVA	Jakub	Staff
SVOBODA	Martin	Staff
WWAGE	Gabriel	NF President

ROSTER

JAPAN
JPN

#	LAST NAMES	NAMES	POS	B	T
42	HAMAMOTO	Tei	OF	L	R
11	IKEDA	Hiroki	P	R	R
14	KATAOKA	Taiyo	C	L	R
10	KUROIWA	Seii	OF	R	R
3	MASAKI	Kaito	IF	R	R
23	MORITA	Yusuke	OF	L	R
24	NAGAI	Fuga	P	R	R
17	NISHIDA	Kanta	IF	L	R
6	OKAWA	Ryuji	IF	R	R
19	ONODERA	Shota	P	R	R
7	SAKURABA	Yusuke	IF	L	R
1	SATO	Koki	OF	R	R
35	TORIYAMA	Kazuya	IF	L	L
12	UEDA	Fumiya	C	R	R
8	YASUMI	Kotaro	IF	L	R

TERUI	Kengo	Coach
YANAGITA	Shinya	Coach
EGUCHI	Shinji	Head Coach
EMI	Ippei	Staff
MATSUDA	Kazuhiro	Delegation Leader
OKAYAMA	Yuta	Trainer

ROSTER

SINGAPORE
SGP

#	LAST NAMES	NAMES	POS	B	T
88	BIN MOHAMMAD NOORHAM	Mohammad Huzaifah	IF	R	R
10	BIN MOHAMMAD NOORHAM	Mohammad Huzaifie	IF	R	R
16	CHEOH	Shun Kai	C	R	R
21	CHEW	Marcus Shi Phng	P	R	R
99	CHOW	Rui Yan	OF	L	R
48	FOO	Say Kian	IF	L	L
22	HAN	Yuchou, Dominic	OF	R	R
7	HENG	Fu Xun Raynard	P	R	R
9	LIM	Malcolm Rhys Jian Jun	IF	R	R
11	LOW	Zu Ray	IF	L	L
25	OH	Zachar	C	R	R
1	SEAH	Schuyler Jia Le	OF	R	R
4	TAN	Ding Quan, Ivan	IF	R	R
13	TAN	Joshua Ri Ming	C	R	R
17	TAN	Tai Jin, Jeron	P	R	R

BIN AMIRUDIN	Muhammad Farhan Harahap	Coach
KOH	Ruoh Jie	Head Coach
BIN ABDUL RAHMAN	Muhammad Fazly	Delegation Leader
FOO	Pei	NF President
LIM	Cheng Kuan	Trainer

ROSTER



USA

USA

#	LAST NAMES	NAMES	POS	B	T
12	DAMON JAMES	Tyler	C	L	R
28	DAVIS JR	Yusef Lateef	OF	R	R
11	DIAZ MORENO	Marco Antonio	P	R	R
36	DUCHARME	Braden John	IF	L	R
16	DUCHARME	Brennan Mitchel	OF	L	R
76	GIBBONS	Cody James	P	R	R
2	JOHNSON	Tyler James	OF	R	R
22	KILPATRICK	Bradley Davis	P	R	R
13	KIMLINGER	Frank Matthew	OF	R	R
4	LEWIS	Jeffrey Michael	UTL	R	R
23	LYNCH	Jonathan Michael	OF	L	L
1	MILHEIM	Blaine Robert	UTL	R	R
7	MULLINS	Nicholas Ryan	C	R	R
8	OCHOA	Erick	1B	L	R
9	SHAW	Zachary Nicholas Aaron	2B	R	R

FOORE	Roman William	Coach
HICKS	Gregory Lee	1B Coach
MUIZELAAR	Gerald Roland	Coach
HACKETT	Ronald Lloyd	Head Coach
ALLEN	Matthew John	Staff

ROSTER



VENEZUELA

VEN

#	LAST NAMES	NAMES	POS	B	T
6	ADAMES VELAZQUEZ	Angel David	OF	L	R
33	AGUILAR LOPEZ	Alfredo Alejandro	IF	R	R
21	BENITEZ SALAZAR	Franklin Ugueth	IF	L	R
5	COLOMBO PEREZ	Luis Miguel	P	R	R
24	DIAZ CHIRINOS	Erwin David	IF	L	L
12	DORANTES LOPEZ	Jose Josue	C	L	R
2	FLORES COVA	Pedro Jose	IF	L	R
10	FLORES HERRERA	Jean Mickaell	OF	R	R
22	FLORES SANCHEZ	Rafael Angel	C	R	R
11	HERRERA FALCON	Engelbert Ivanhoe de la Trinidad	OF	R	R
34	PIMENTEL SIVIRA	Maiker Josue	P	R	R
19	RAMIREZ FIGUEROA	Edruin Natanael	P	R	R
23	RODRIGUEZ BARRETO	Kleiver Jesus	OF	L	R
14	SEQUERA RAMOS	Rogelio Enrique	IF	R	R
30	TOYO LOPEZ	Eudomar Jose	P	R	R

LOPEZ RODRIGUEZ	German Gregorio	Coach
RUSSO AGUILAR	Luis Gerardo	Coach
TORRES ZERPA	Omar Jaru	Coach
LOPEZ DIAZ	Delio Ramon	Head Coach
BRITO CALDERA	Wilfredo Junior	Staff
LIMA MENDOZA	Daniel Alberto	Delegation Leader




OPENING ROUND – RONDA DE APERTURA

STANDINGS – POSICIÓN DE EQUIPOS

GROUP A – GRUPO A

RK	TEAM – EQUIPO	GP	W	L	AVG	GB
1	 JAPAN	3	3	0	1.000	-
2	 VENEZUELA	3	2	1	.667	1.0
3	 ARGENTINA	3	1	2	.333	2.0
4	 CZECHIA	3	0	3	.000	3.0

GROUP B – GRUPO B

RK	TEAM – EQUIPO	GP	W	L	AVG	GB
1	 USA	3	3	0	1.000	-
2	 CANADA	3	2	1	.667	1.0
3	 SINGAPORE	3	1	2	.333	2.0
4	 AUSTRALIA	3	0	3	.000	3.0

The Teams are placed according the Tournament Regulations for the WBSC.

Los equipos son ordenados en atención a los Reglamentos Oficiales de la WBSC.

OPENING ROUND – RONDA DE APERTURA

SCHEDULE AND RESULTS – CALENDARIO Y RESULTADOS

GROUP A - GRUPO A

 **ARGENTINA**
 **CZECHIA**
 **JAPAN**
 **VENEZUELA**

GROUP B – GRUPO B

 **AUSTRALIA**
 **CANADA**
 **SINGAPORE**
 **USA**

WEDNESDAY AUGUST 6, 2025 – MIÉRCOLES 6 DE AGOSTO DE 2025

#	Hour Hora	Stadium Campo	Group Grupo	Visitor Team Equipo Visitante	Home Team Equipo Local	Score	Inn
3	13:00	Xindu Better City SA 1 Chengdu	A	 ARGENTINA	 VENEZUELA	2-3	
4	13:00	Xindu Better City SA 2 Chengdu	B	 SINGAPORE	 AUSTRALIA	10-9	

THURSDAY AUGUST 7, 2025 – JUEVES 7 DE AGOSTO DE 2025

#	Hour Hora	Stadium Campo	Group Grupo	Visitor Team Equipo Visitante	Home Team Equipo Local	Score	Inn
5	9:00	Xindu Better City SA 1 Chengdu	B	 CANADA	 AUSTRALIA	11-2	5
6	9:00	Xindu Better City SA 2 Chengdu	A	 VENEZUELA	 JAPAN	3-10	6
7	12:30	Xindu Better City SA 1 Chengdu	B	 USA	 SINGAPORE	15-2	5
8	12:30	Xindu Better City SA 2 Chengdu	A	 CZECHIA	 ARGENTINA	0-7	5
1	15:00	Xindu Better City SA 1 Chengdu	A	 CZECHIA	 JAPAN	2-8	5
2	15:00	Xindu Better City SA 2 Chengdu	B	 USA	 CANADA	6-3	5

Local time in Chengdu, China (GMT +8) / Hora local en Chengdú, China (GMT+8)

OPENING ROUND – RONDA DE APERTURA

SCHEDULE AND RESULTS – CALENDARIO Y RESULTADOS

FRIDAY AUGUST 8, 2025 – VIERNES 8 DE AGOSTO DE 2025

#	Hour Hora	Stadium Campo	Group Grupo	Visitor Team Equipo Visitante	Home Team Equipo Local	Score	Inn
9	10:00	Xindu Better City SA 1 Chengdu	B	SINGAPORE	CANADA	8-9	
10	10:00	Xindu Better City SA 2 Chengdu	A	VENEZUELA	CZECHIA	11-1	6
11	13:00	Xindu Better City SA 1 Chengdu	A	JAPAN	ARGENTINA	7-5	
12	13:00	Xindu Better City SA 2 Chengdu	B	AUSTRALIA	USA	14-3	4

PLAY-OFFS AND FINAL

SATURDAY AUGUST 9, 2025 – SÁBADO 9 DE AGOSTO DE 2025

#	Hour Hora	Stadium Campo	Group Grupo	Visitor Team Equipo Visitante	Home Team Equipo Local	Score	Inn
13	9.00	Xindu Better City SA 1 Chengdu		CZECHIA	SINGAPORE	15-10	
14	9.00	Xindu Better City SA 2 Chengdu		AUSTRALIA	ARGENTINA	1-12	4
15	12.30	Xindu Better City SA 1 Chengdu		CANADA	JAPAN	1-6	
16	12.30	Xindu Better City SA 2 Chengdu		VENEZUELA	USA	0-7	6
17	15.00	Xindu Better City SA 1 Chengdu		CZECHIA	ARGENTINA	0-3	
18	15.00	Xindu Better City SA 2 Chengdu		SINGAPORE	AUSTRALIA	5-12	5

SUNDAY AUGUST 10, 2025 – DOMINGO 10 DE AGOSTO DE 2025

#	Hour Hora	Stadium Campo	Group Grupo	Visitor Team Equipo Visitante	Home Team Equipo Local	Score	Inn
19	10:00	Xindu Better City SA 1 Chengdu	BRONZE 	CANADA	VENEZUELA		
20	13:00	Xindu Better City SA 1 Chengdu	GOLD 	JAPAN	USA		

Local time in Chengdu, China (GMT +8) / Hora local en Chengdú, China (GMT+8)

GAME SUMMARY - RESULTADO DEL JUEGO 1



CZECHIA – JAPAN



Japan 8, Czechia 2 - Composite Box Score
 Aug 07, 2025 at Chengdu (CHN) (Xindu Better City Softball Arena Field 2)

Czechia.....010 10 - 2 4 2
 Japan.....303 2X - 8 7 1

Czechia 2

PLAYER	AB	R	H	BI	2B	3B	HR	BB	SB	CS	HP	SH	SF	SO	IBB	KL	GDP	PO	A	E
MAGULA Martin 2b	3	0	1	0	0	0	0	0	0	0	0	0	0	2	0	0	0	0	0	0
JALUSKA David ss	3	1	1	0	0	1	0	0	0	0	0	0	0	2	0	0	0	0	1	2
KLAS MikulaS lf	2	0	0	0	0	0	0	0	0	0	0	0	0	1	0	0	0	0	0	0
RYSAVY MatSj c	2	0	0	0	0	0	0	0	0	0	0	0	0	1	0	0	0	7	0	0
KLEIN TomaS lb	1	0	0	0	0	0	0	1	0	0	0	0	0	0	0	0	0	4	0	0
HARRIS George cf	2	1	1	1	0	0	1	0	0	0	0	0	0	0	0	0	0	0	0	0
TUREK Martin dp	2	0	1	0	0	0	0	0	0	0	0	0	0	1	0	1	0	0	0	0
CHUCHMA Viktor 3b	0	0	0	0	0	0	0	0	0	0	0	0	0	0	0	0	0	0	0	0
VASISEK Jakub 3b	2	0	0	0	0	0	0	0	0	0	0	0	0	1	0	0	0	1	1	0
LUSAK Adam rf	1	0	0	0	0	0	0	0	0	0	0	0	0	1	0	0	0	3	0	0
KUSIREK Filip ph	1	0	0	0	0	0	0	0	0	0	0	0	0	1	0	0	0	0	0	0
KUBAT LukaS p	0	0	0	0	0	0	0	0	0	0	0	0	0	0	0	0	0	0	1	0
HOLOBRADEK Michal p	0	0	0	0	0	0	0	0	0	0	0	0	0	0	0	0	0	0	0	0
Totals	19	2	4	1	0	1	1	1	0	0	0	0	0	10	0	1	0	15	3	2

Japan 8

PLAYER	AB	R	H	BI	2B	3B	HR	BB	SB	CS	HP	SH	SF	SO	IBB	KL	GDP	PO	A	E
HAMAMOTO Tei rf	2	1	0	0	0	0	0	2	0	0	0	0	0	1	0	0	0	1	1	0
MORITA Yusuke dp	3	2	2	0	0	0	0	1	0	0	0	0	0	1	0	0	0	0	0	0
SATO Koki lf	4	1	0	1	0	0	0	0	0	0	0	0	0	0	0	0	0	0	0	0
MASAKI Kaito 3b	2	1	2	1	0	0	0	0	0	0	0	0	1	0	0	0	0	0	0	1
SAKURABA Yusuke pr/3b	0	1	0	0	0	0	0	0	1	0	0	0	0	0	0	0	0	0	0	0
TORIYAMA Kazuya lb	2	1	0	1	0	0	0	0	0	0	1	0	0	1	0	0	0	1	1	0
YASUMI Kotaro 2b	1	0	1	0	0	1	0	0	0	0	0	0	0	0	0	0	0	2	1	0
NISHIDA Kanta ph/2b	1	1	0	0	0	0	0	1	0	0	0	0	0	0	0	0	0	0	0	0
KATAOKA Taiyo c	2	0	0	0	0	0	0	0	0	0	0	0	0	1	0	0	0	6	0	0
UEDA Fumiya c	1	0	0	0	0	0	0	0	0	0	0	0	0	1	0	0	0	5	0	0
KUROIWA Seii cf	2	0	0	0	0	0	0	1	0	0	0	0	0	2	0	0	0	0	0	0
OKAWA Ryuji ss	2	0	2	2	0	1	0	1	1	0	0	0	0	0	0	0	0	0	0	0
ONODERA Shota p	0	0	0	0	0	0	0	0	0	0	0	0	0	0	0	0	0	0	0	0
NAGAI Fuga p	0	0	0	0	0	0	0	0	0	0	0	0	0	0	0	0	0	0	0	0
IKEDA Hiroki	0	0	0	0	0	0	0	0	0	0	0	0	0	0	0	0	0	0	0	0
Totals	22	8	7	5	0	2	0	6	2	0	1	0	1	7	0	0	0	15	3	1

Czechia	IP	H	R	ER	BB	SO	WP	HP	IP	IBB	SH	SF	2B	3B	HR	AB	BF	FO	GO	NP
KUBAT LukaS L,0-1	3.1	6	8	6	5	4	6	1	0	0	0	1	0	1	0	16	23	3	3	94
HOLOBRADEK Michal	1.2	1	0	0	1	3	0	0	0	0	0	0	0	1	0	6	7	2	0	29

Japan	IP	H	R	ER	BB	SO	WP	HP	IP	IBB	SH	SF	2B	3B	HR	AB	BF	FO	GO	NP
ONODERA Shota W,1-0	4.0	2	2	1	1	7	0	0	0	0	0	0	0	1	1	14	15	2	2	75
IKEDA Hiroki	1.0	2	0	0	0	3	0	0	0	0	0	0	0	0	0	5	5	0	0	23

Umpires: HP-Mark Porteous (NZL), 1B-Tao CHENG (CHN), 2B-Galip Sönmez (GER), 3B-Jason Carter (AUS)
 Scorers: Linda STEIJGER (NED), Min XUE (CHN), Tiffée CAI (TPE), Tiffée CAI (TPE), Linda STEIJGER (NED), Tiffée CAI (TPE), Linda STEIJGER (NED), Miyoko Yagi (JPN)
 TC: Susan ZHANG (CHN), Cathy KERR (AUS)
 Start: 18:01 Time: Attendance: 0 Weather: Sunny, 32°C

GAME SUMMARY - RESULTADO DEL JUEGO 2



USA – CANADA



United States of America 6, Canada 3 - Composite Box Score
 Aug 07, 2025 at Chengdu (CHN) (Xindu Better City Softball Arena Field 1)

 United States of America..211 02 - 6 6 1
 Canada.....030 00 - 3 6 0

United States of America 6

PLAYER	AB	R	H	BI	2B	3B	HR	BB	SB	CS	HP	SH	SF	SO	IBB	KL	GDP	PO	A	E
LEWIS Jeffrey Michae dp	1	1	0	0	0	0	0	2	0	0	0	0	0	1	0	0	0	0	0	0
MILHEIM Blaine Rober 3b	2	1	0	0	0	0	0	1	0	0	0	0	0	1	0	1	0	0	2	1
OCHOA Erick lb	2	1	1	1	0	0	1	1	0	0	0	0	0	1	0	0	0	4	0	0
KIMLINGER Frank Matt pr	0	0	0	0	0	0	0	0	0	0	0	0	0	0	0	0	0	0	0	0
LYNCH Jonathan Micha lf	3	1	1	1	0	0	0	0	0	0	0	0	0	0	0	0	0	2	0	0
JOHNSON Tyler James rf	2	0	0	1	0	0	0	0	0	0	0	0	1	1	0	1	0	0	0	0
DAVIS JR Yusef Latee cf	3	1	1	2	0	0	1	0	0	0	0	0	0	1	0	0	0	2	0	0
MULLINS Nicholas Rya c	3	0	1	0	0	0	0	0	0	0	0	0	0	1	0	0	0	5	0	0
DUCHARME Braden John 2b	2	1	1	0	0	0	0	0	0	0	0	0	0	0	0	0	0	0	2	0
SHAW Zachary ss	2	0	1	0	0	0	0	0	1	0	0	0	0	0	0	0	0	2	1	0
DIAZ Marco p	0	0	0	0	0	0	0	0	0	0	0	0	0	0	0	0	0	0	1	0
Totals	20	6	6	5	0	0	2	4	1	0	0	0	1	6	0	2	0	15	6	1

Canada 3

PLAYER	AB	R	H	BI	2B	3B	HR	BB	SB	CS	HP	SH	SF	SO	IBB	KL	GDP	PO	A	E
WHITE Nicholas Ronal rf	3	0	0	0	0	0	0	0	0	0	0	0	0	1	0	1	0	3	0	0
EZEKIEL Bradley Jose cf	3	0	1	0	0	0	0	0	0	0	0	0	0	0	0	0	0	0	0	0
SEBASTIAN Ty Christo dp	2	0	0	0	0	0	0	0	0	0	0	0	0	1	0	0	0	0	0	0
HUDSON Jordan ph	1	0	0	0	0	0	0	0	0	0	0	0	0	1	0	0	0	0	0	0
HUNTER Blake lb	3	0	1	0	0	0	0	0	0	0	0	0	0	1	0	0	0	2	0	0
POMEROY Jordan Willi lf	2	1	0	0	0	0	0	1	0	0	0	0	0	0	0	0	0	1	0	0
LASKOWSKI Justin Max 2b	2	1	1	0	0	0	0	0	0	0	0	0	0	0	0	0	0	2	1	0
HYDE Derek c	2	1	1	1	0	0	0	0	0	0	0	0	0	1	0	0	0	6	0	0
MCKAY Mitchell Alexa 3b	2	0	2	2	0	0	0	1	0	0	0	0	0	0	0	0	0	0	1	0
MAJOR Max ss	2	0	0	0	0	0	0	0	0	0	0	0	0	0	0	0	0	1	0	0
CLEARY Sean p	0	0	0	0	0	0	0	0	0	0	0	0	0	0	0	0	0	0	1	0
Totals	22	3	6	3	0	0	0	1	1	0	0	0	0	5	0	1	0	15	3	0

United States of America	IP	H	R	ER	BB	SO	WP	HP	IP	IBB	SH	SF	2B	3B	HR	AB	BF	FO	GO	NP
DIAZ Marco W,1-0	5.0	6	3	2	1	5	2	0	0	0	0	0	0	0	0	22	23	4	6	88

Canada	IP	H	R	ER	BB	SO	WP	HP	IP	IBB	SH	SF	2B	3B	HR	AB	BF	FO	GO	NP
CLEARY Sean L,0-1	5.0	6	6	6	4	6	3	0	0	0	0	1	0	0	2	20	25	5	4	100

Umpires: HP-Anthony KAIARUNA (NZL), 1B-Michal ŽIDEK (CZE), 2B-Miki YABE (JPN), 3B-Takashi HASHIMOTO (JPN)
 Scorers: Fuka NAKAMURA (JPN), Miyoko Yagi (JPN), Akane TOKUI (JPN), Akane TOKUI (JPN), Min XUE (CHN)
 TC: Brooke PENFOLD (AUS), Giovanni SANNA (ITA)
 Start: 17:50 Time: 2:00 Attendance: 0 Weather: Sunny 32°C

GAME SUMMARY - RESULTADO DEL JUEGO 3



ARGENTINA – VENEZUELA



Venezuela 3, Argentina 2 - Composite Box Score
 Aug 06, 2025 at Chengdu (CHN) (Xindu Better City Softball Arena Field 1)

 Argentina.....200 000 0 - 2 5 1
 Venezuela.....000 100 2 - 3 4 0

Argentina 2

PLAYER	AB	R	H	BI	2B	3B	HR	BB	SB	CS	HP	SH	SF	SO	IBB	KL	GDP	PO	A	E
MIGLIAVACCA Teo lf	3	1	0	0	0	0	0	1	0	0	0	0	0	1	0	1	0	4	0	0
MALARCZUK Ladislao ss	3	1	2	1	0	1	0	0	0	1	0	0	0	1	0	0	0	0	4	0
PEKER Alan cf	3	0	0	0	0	0	0	0	0	0	0	0	0	0	0	0	0	0	0	0
GODOY Manuel 1b	3	0	0	0	0	0	0	0	0	0	0	0	0	3	0	0	0	7	0	0
ZARA Juan c	1	0	1	1	0	0	0	1	0	1	1	0	0	0	1	0	0	8	0	0
LUNA Khalil 3b/2b/3b	2	0	0	0	0	0	0	0	0	0	0	0	0	2	0	0	0	0	1	0
OLHEISER Federico ph	1	0	0	0	0	0	0	0	0	0	0	0	0	1	0	0	0	0	0	0
EDER Federico 2b/ph/2b	2	0	1	0	0	0	0	1	0	0	0	0	0	0	0	0	0	0	0	1
SCIALACOMO Gian pr/3b	0	0	0	0	0	0	0	0	0	0	0	0	0	0	0	0	0	1	0	0
RETAMAR Lucio rf	3	0	0	0	0	0	0	0	0	0	0	0	0	1	0	0	0	0	0	0
BIONDI Luciano dp	3	0	1	0	0	0	0	0	0	0	0	0	0	1	0	0	0	0	0	0
MATA Huemul p	0	0	0	0	0	0	0	0	0	0	0	0	0	0	0	0	0	0	1	0
Totals	24	2	5	2	0	1	0	3	0	2	1	0	0	10	1	1	0	20	6	1

Venezuela 3

PLAYER	AB	R	H	BI	2B	3B	HR	BB	SB	CS	HP	SH	SF	SO	IBB	KL	GDP	PO	A	E
ADAMES Angel 2b	3	0	0	0	0	0	0	0	0	0	0	0	0	0	0	0	0	1	1	0
DORANTES Jose rf	3	0	0	0	0	0	0	0	0	0	0	0	0	0	0	0	0	0	0	0
SEQUERA Rogelio 3b	3	0	1	0	0	0	0	0	0	0	0	0	0	1	0	1	0	0	1	0
RODRIGUEZ Kleiver dp	3	0	0	0	0	0	0	0	0	0	0	0	0	3	0	3	0	0	0	0
DIAZ Erwin 1b	3	0	0	0	0	0	0	0	0	0	0	0	0	1	0	0	0	8	0	0
HERRERA Engelbert cf	3	1	1	1	0	0	1	0	0	0	0	0	0	0	0	0	0	0	0	0
FLORES Rafael c	2	0	0	0	0	0	0	1	0	0	0	0	0	1	0	0	0	11	2	0
BENITEZ Franklin lf	2	1	1	0	0	0	1	0	0	0	0	0	0	1	0	0	0	1	0	0
FLORES Pedro ss	3	1	1	2	0	0	1	0	0	0	0	0	0	0	0	0	0	0	2	0
PIMENTEL Maiker p	0	0	0	0	0	0	0	0	0	0	0	0	0	0	0	0	0	0	4	0
Totals	25	3	4	3	0	0	2	2	0	0	0	0	0	7	0	4	0	21	10	0

Argentina	IP	H	R	ER	BB	SO	WP	HP	IP	IBB	SH	SF	2B	3B	HR	AB	BF	FO	GO	NP
MATA Huemul L,0-1	6.2	4	3	3	2	7	0	0	0	0	0	0	0	0	2	25	27	5	7	102

Venezuela	IP	H	R	ER	BB	SO	WP	HP	IP	IBB	SH	SF	2B	3B	HR	AB	BF	FO	GO	NP
PIMENTEL Maiker W,1-0	7.0	5	2	2	3	10	3	1	0	1	0	0	0	1	0	24	28	1	8	112

Umpires: HP-William LOPEZ (PUR), 1B-Galip Sönmez (GER), 2B-Geneviève GAUDREAU (CAN), 3B-Jason Carter (AUS)
 Scorers: Tiffée CAI (TPE), Linda STEIJGER (NED), Min XUE (CHN)
 TC: Susan ZHANG (CHN), Xin XIE (CHN)
 Start: 13:18 Time: 2:07 Attendance: 0 Weather: Cloudy, 34°C

GAME SUMMARY - RESULTADO DEL JUEGO 4



SINGAPORE – AUSTRALIA



Singapore 10, Australia 9 - Composite Box Score
 Aug 06, 2025 at Chengdu (CHN) (Xindu Better City Softball Arena Field 2)

 Singapore.....003 601 0 - 10 12 2
 Australia.....000 710 1 - 9 8 0

Singapore 10

PLAYER	AB	R	H	BI	2B	3B	HR	BB	SB	CS	HP	SH	SF	SO	IBB	KL	GDP	PO	A	E
FOO Say Kian rf	5	2	2	1	1	0	0	0	0	0	0	0	0	0	0	0	0	0	0	0
LOW Zu Ray lb	4	1	1	1	0	0	0	1	0	0	0	0	0	0	0	0	0	6	1	0
BIN MOHAMMAD NOORHAM 3b	4	3	3	2	1	0	0	1	1	0	0	0	0	1	0	1	0	1	1	0
HAN Dominic cf	4	1	2	1	1	0	0	1	0	0	0	0	0	2	0	0	0	0	0	0
SEAH Schuyler Jia Le lf	1	1	1	0	0	0	0	3	0	0	0	0	0	0	0	0	0	0	0	0
TAN Ding Quan, Ivan dp/2b	3	0	1	0	0	0	0	1	0	0	0	0	0	2	0	1	0	1	3	0
CHEOH Shun Kai c	4	0	1	2	0	0	0	0	0	0	0	0	0	0	0	0	0	11	0	0
BIN MOHAMMAD NOORHAM ss/opo	1	0	0	0	0	0	0	0	0	0	0	0	0	0	0	0	0	0	0	0
TAN Joshua Ri Ming ph/opo	2	1	1	1	1	0	0	1	0	0	0	0	0	0	0	0	0	1	0	0
LIM Malcolm Rhys Jia 2b/ss	2	1	0	0	0	0	0	1	0	0	0	0	0	1	0	0	0	2	4	2
OH Zachar ph	1	0	0	0	0	0	0	0	0	0	0	0	0	0	0	0	0	0	0	0
HENG Fu Xun Raynard p	0	0	0	0	0	0	0	0	0	0	0	0	0	0	0	0	0	0	0	0
CHEW Marcus p	0	0	0	0	0	0	0	0	0	0	0	0	0	0	0	0	0	0	0	0
TAN Tai Jin, Jeron p	0	0	0	0	0	0	0	0	0	0	0	0	0	0	0	0	0	0	0	0
Totals	31	10	12	8	4	0	0	9	1	0	0	0	0	6	0	2	1	21	9	2

Australia 9

PLAYER	AB	R	H	BI	2B	3B	HR	BB	SB	CS	HP	SH	SF	SO	IBB	KL	GDP	PO	A	E
BEASHEL Callum rf	5	0	2	1	0	0	0	0	1	0	0	0	0	1	0	0	0	0	0	0
MOLANDER Kynan ss	1	0	0	0	0	0	0	2	0	0	0	0	0	1	0	0	0	0	0	0
LYNCH Nathan pr/lf	2	1	0	0	0	0	0	0	0	0	0	0	0	0	0	0	0	1	0	0
MATTHEWS Hayden cf	4	1	0	0	0	0	0	1	1	0	0	0	0	2	0	1	0	1	0	0
O'BYRNE Brendon 2b	3	1	1	1	0	0	0	1	1	0	1	0	0	0	0	0	0	1	4	0
KING Ryan lf/ss	3	1	1	2	1	0	0	1	0	0	0	0	0	1	0	0	0	0	0	0
WICKHAM Matt lb	3	1	1	1	0	0	0	1	0	0	0	0	0	1	0	0	0	10	1	0
GOFFER Ashlee dp	4	1	0	0	0	0	0	0	0	0	0	0	0	2	0	0	0	0	0	0
SCARAMELLA Joseph La c	1	0	1	0	0	0	0	0	0	0	0	0	0	0	0	0	0	4	0	0
DOBE Haydan c	2	3	2	2	1	0	0	1	0	0	0	0	0	0	0	0	0	2	1	0
HORT Lachlan 3b	3	0	0	0	0	0	0	0	0	0	0	0	0	1	0	0	0	1	2	0
GARLAND Jeremy ph	1	0	0	0	0	0	0	0	0	0	0	0	0	1	0	0	0	0	0	0
BECKETT Mathew p	0	0	0	0	0	0	0	0	0	0	0	0	0	0	0	0	0	1	0	0
BYRNE Joel p	0	0	0	0	0	0	0	0	0	0	0	0	0	0	0	0	0	0	0	0
Totals	32	9	8	7	2	0	0	7	3	0	1	0	0	10	0	1	0	21	8	0

Singapore	IP	H	R	ER	BB	SO	WP	HP	IP	IBB	SH	SF	2B	3B	HR	AB	BF	FO	GO	NP
HENG Fu Xun Raynard	3.1	5	5	2	2	5	1	0	0	0	0	0	2	0	0	16	18	0	6	74
CHEW Marcus	0.1	0	2	1	3	0	0	1	0	0	0	0	0	0	0	1	5	0	1	21
TAN Tai Jin, Jeron W,1-0	3.1	3	2	1	2	5	1	0	0	0	0	0	0	0	0	15	17	0	6	73

Australia	IP	H	R	ER	BB	SO	WP	HP	IP	IBB	SH	SF	2B	3B	HR	AB	BF	FO	GO	NP
BECKETT Mathew L,0-1	6.2	9	5	5	7	6	2	0	0	0	0	0	1	0	0	27	34	5	7	130
BYRNE Joel	0.1	3	5	5	2	0	1	0	0	0	0	0	3	0	0	4	6	0	1	22

Umpires: HP-Tao CHENG (CHN), 1B-Takashi HASHIMOTO (JPN), 2B-Michal ŽIDEK (CZE), 3B-Miki YABE (JPN)
 Scorers: Akane TOKUI (JPN), Fuka NAKAMURA (JPN), Miyoko Yagi (JPN)
 TC: Giovanni SANNA (ITA), Shuro TSUKIOKA (JPN)
 Start: 13:01 Time: 3:08 Attendance: 300 Weather: Sunny, 34°C

GAME SUMMARY - RESULTADO DEL JUEGO 5



CANADA – AUSTRALIA



Canada 11, Australia 2 - Composite Box Score
 Aug 07, 2025 at Chengdu (CHN) (Xindu Better City Softball Arena Field 1)

```
-----
Canada.....060 14 - 11 10 1
Australia.....100 01 - 2 5 2
-----
```

Canada 11

PLAYER	AB	R	H	BI	2B	3B	HR	BB	SB	CS	HP	SH	SF	SO	IBB	KL	GDP	PO	A	E
WHITE Nicholas Ronal rf	4	1	1	1	0	0	0	0	0	0	0	0	0	2	0	0	0	3	0	0
EZEKIEL Bradley Jose cf	2	3	2	6	0	0	1	2	0	0	0	0	0	0	0	0	0	0	0	0
SEBASTIAN Ty Christo dp/p/dp	4	1	2	1	2	0	0	0	0	0	0	0	0	0	0	0	0	0	0	0
HUNTER Blake 3b/1b	3	0	3	2	1	0	0	1	0	0	0	0	0	0	0	0	0	0	1	0
POMEROY Jordan Willi lf	4	0	1	1	0	0	0	0	0	0	0	0	0	1	0	0	0	1	0	0
LASKOWSKI Justin Max 2b	3	1	0	0	0	0	0	0	0	0	0	0	0	0	0	0	0	1	0	0
HYDE Derek c	1	2	1	0	0	0	0	1	0	0	1	0	0	0	0	0	0	7	0	1
EZEKIEL Kyle Michael 1b	2	0	0	0	0	0	0	0	0	0	0	0	0	0	0	0	1	3	0	0
MCKAY Mitchell Alexa ph/3b	0	1	0	0	0	0	0	0	0	0	0	1	0	0	0	0	0	0	0	0
MAJOR Max ss/pr/ss	1	2	0	0	0	0	0	1	0	0	0	0	0	1	0	0	0	0	1	0
CLEARY Sean ph	1	0	0	0	0	0	0	0	0	0	0	0	0	0	0	0	0	0	0	0
SCHOFIELD Justin Gor p	0	0	0	0	0	0	0	0	0	0	0	0	0	0	0	0	0	0	0	0
Totals	25	11	10	11	3	0	1	5	0	0	1	1	0	4	0	0	1	15	2	1

Australia 2

PLAYER	AB	R	H	BI	2B	3B	HR	BB	SB	CS	HP	SH	SF	SO	IBB	KL	GDP	PO	A	E
BEASHEL Callum rf	3	0	1	0	0	0	0	0	0	0	0	0	0	0	0	0	0	1	1	0
O'BYRNE Brendon 2b	3	0	0	0	0	0	0	0	0	0	0	0	0	2	0	0	0	2	2	0
MATTHEWS Hayden cf	3	1	1	0	0	0	0	0	1	0	0	0	0	2	0	1	0	0	0	0
JAMES Riley 3b	2	0	1	1	0	0	0	0	0	0	0	0	0	1	0	1	0	1	2	0
KING Ryan ss	2	0	0	0	0	0	0	0	0	0	0	0	0	0	0	0	0	1	1	0
WICKHAM Matt 1b	1	0	0	0	0	0	0	1	0	0	0	0	0	0	0	0	0	6	0	1
GARLAND Jeremy p	0	0	0	0	0	0	0	0	0	0	0	0	0	0	0	0	0	0	0	0
GOFFER Ashlee p	2	1	1	0	0	0	0	0	1	0	0	0	0	0	0	0	0	0	0	1
SCARAMELLA Joseph La c	1	0	0	0	0	0	0	0	0	0	0	0	0	1	0	0	0	3	0	0
DOBE Haydan c	1	0	1	1	0	0	0	0	0	0	0	0	0	0	0	0	0	1	0	0
LYNCH Nathan lf	1	0	0	0	0	0	0	0	0	0	0	0	0	0	0	0	0	0	0	0
HORT Lachlan ph	1	0	0	0	0	0	0	0	0	0	0	0	0	1	0	0	0	0	0	0
Totals	20	2	5	2	0	0	0	1	2	0	0	0	0	7	0	2	0	15	6	2

Canada

	IP	H	R	ER	BB	SO	WP	HP	IP	IBB	SH	SF	2B	3B	HR	AB	BF	FO	GO	NP
SCHOFIELD Justin Gor	1.0	1	0	0	0	3	0	0	0	0	0	0	0	0	0	4	4	0	0	19
SEBASTIAN Ty Christo W,1-0	4.0	4	2	1	1	4	0	0	0	0	0	0	0	0	0	16	17	6	2	70

Australia

	IP	H	R	ER	BB	SO	WP	HP	IP	IBB	SH	SF	2B	3B	HR	AB	BF	FO	GO	NP
GARLAND Jeremy L,0-1	1.1	3	6	5	3	0	0	1	0	0	0	0	1	0	0	8	12	0	4	53
GOFFER Ashlee	3.2	7	5	4	2	4	1	0	0	0	1	0	2	0	1	17	20	2	4	71

Umpires: HP-William LOPEZ (PUR), 1B-Takashi HASHIMOTO (JPN), 2B-Michal ŽIDEK (CZE), 3B-Anthony KAIARUNA (NZL)

Scorers: Akane TOKUI (JPN), Min XUE (CHN), Fuka NAKAMURA (JPN)

TC: Shuro TSUKIOKA (JPN), Xin XIE (CHN)

Start: 12:31 Time: 1:57 Attendance: 0 Weather: Sunny - 27°C

GAME SUMMARY - RESULTADO DEL JUEGO 6



VENEZUELA – JAPAN



Japan 10, Venezuela 3 - Composite Box Score
 Aug 07, 2025 at Chengdu (CHN) (Xindu Better City Softball Arena Field 2)

```
-----
Venezuela.....002 100 - 3 9 1
Japan.....000 172 - 10 11 1
-----
```

Venezuela 3

PLAYER	AB	R	H	BI	2B	3B	HR	BB	SB	CS	HP	SH	SF	SO	IBB	KL	GDP	PO	A	E
ADAMES Angel 2b	4	1	2	1	0	0	0	0	0	0	0	0	0	0	0	0	0	1	3	0
DORANTES Jose rf	4	1	1	2	0	0	1	0	0	0	0	0	0	0	0	0	0	0	0	0
SEQUERA Rogelio 3b	4	0	0	0	0	0	0	0	0	0	0	0	0	1	0	0	0	0	1	0
HERRERA Engelbert cf	3	0	0	0	0	0	0	0	0	0	0	0	0	2	0	0	0	0	0	0
DIAZ Erwin 1b	2	0	2	0	0	0	0	1	0	0	0	0	0	0	0	0	0	9	0	0
FLORES Jean pr	0	1	0	0	0	0	0	0	0	0	0	0	0	0	0	0	0	0	0	0
RODRIGUEZ Kleiver dp	3	0	1	0	0	0	0	0	0	0	0	0	0	2	0	1	0	0	0	0
FLORES Pedro ss	2	0	2	0	0	0	0	0	0	0	0	1	0	0	0	0	0	2	5	0
FLORES Rafael c	3	0	1	0	0	0	0	0	0	0	0	0	0	2	0	0	0	3	1	0
BENITEZ Franklin lf	2	0	0	0	0	0	0	1	0	0	0	0	0	0	0	0	0	1	0	0
TOYO Eudomar p	0	0	0	0	0	0	0	0	0	0	0	0	0	0	0	0	0	0	2	1
COLOMBO PEREZ Luis M p	0	0	0	0	0	0	0	0	0	0	0	0	0	0	0	0	0	0	0	0
RAMIREZ Edruin p	0	0	0	0	0	0	0	0	0	0	0	0	0	0	0	0	0	0	0	0
Totals	27	3	9	3	0	0	1	2	0	0	0	1	0	7	0	1	0	16	12	1

Japan 10

PLAYER	AB	R	H	BI	2B	3B	HR	BB	SB	CS	HP	SH	SF	SO	IBB	KL	GDP	PO	A	E
HAMAMOTO Tei rf	4	2	1	0	0	1	0	0	0	0	0	0	0	0	0	0	0	0	0	0
MORITA Yusuke dp	4	1	2	1	0	0	0	0	0	0	0	0	0	0	0	0	0	0	0	0
SATO Koki lf	3	3	2	2	1	0	1	1	0	0	0	0	0	0	1	0	0	1	0	0
MASAKI Kaito 3b	2	1	1	2	1	0	0	2	0	0	0	0	0	0	0	0	0	0	4	0
TORIYAMA Kazuya 1b	3	1	2	2	0	0	0	0	0	0	0	0	0	0	0	0	0	8	0	0
YASUMI Kotaro 2b	3	1	1	0	0	0	0	0	1	0	0	0	0	0	0	0	0	1	2	0
KATAOKA Taiyo c	2	0	1	2	0	0	0	1	1	0	0	0	0	0	0	0	0	7	0	0
KUROIWA Seii cf	3	1	1	1	0	0	0	0	1	0	0	0	0	0	0	0	0	1	0	0
OKAWA Ryuji ss	3	0	0	0	0	0	0	0	0	0	0	0	0	2	0	0	0	0	0	0
IKEDA Hiroki p	0	0	0	0	0	0	0	0	0	0	0	0	0	0	0	0	0	0	0	1
Totals	27	10	11	10	2	1	1	4	3	0	0	0	0	2	1	0	0	18	6	1

Venezuela	IP	H	R	ER	BB	SO	WP	HP	IP	IBB	SH	SF	2B	3B	HR	AB	BF	FO	GO	NP
TOYO Eudomar L,0-1	4.2	4	6	1	4	2	0	0	0	1	0	0	0	0	1	18	22	0	12	80
COLOMBO PEREZ Luis M	0.2	5	3	3	0	0	0	0	0	0	0	0	0	1	0	7	7	1	1	24
RAMIREZ Edruin	0.0	2	1	1	0	0	0	0	0	0	0	0	2	0	0	2	2	0	0	10

Japan	IP	H	R	ER	BB	SO	WP	HP	IP	IBB	SH	SF	2B	3B	HR	AB	BF	FO	GO	NP
IKEDA Hiroki W,1-0	6.0	9	3	2	2	7	0	0	0	0	1	0	0	0	1	27	30	2	9	106

Umpires: HP-Geneviève GAUDREAU (CAN), 1B-Jason Carter (AUS), 2B-Tao CHENG (CHN), 3B-Mark Porteous (NZL)

Scorers: Linda STEIJGER (NED), Tiffée CAI (TPE), Miyoko Yagi (JPN)

TC: Cathy KERR (AUS), Brooke PENFOLD (AUS)

Start: 12:34 Time: 2:18 Attendance: 0 Weather: Partly cloudy-27°

GAME SUMMARY - RESULTADO DEL JUEGO 7



USA – SINGAPORE



United States of America 15, Singapore 2 - Composite Box Score
 Aug 07, 2025 at Chengdu (CHN) (Xindu Better City Softball Arena Field 1)

 United States of America..432 06 - 15 13 0
 Singapore.....101 00 - 2 5 1

United States of America 15

PLAYER	AB	R	H	BI	2B	3B	HR	BB	SB	CS	HP	SH	SF	SO	IBB	KL	GDP	PO	A	E
LEWIS Jeffrey Michae 1b	4	1	1	1	0	0	0	1	1	0	0	0	0	2	0	1	0	3	0	0
MILHEIM Blaine Rober rf/3b	5	3	3	2	1	0	1	0	0	0	0	0	0	1	0	0	0	0	1	0
OCHOA Erick dp	3	2	3	1	0	0	0	0	0	0	0	0	0	0	0	0	0	0	0	0
DUCHARME Brennan pr/lf	1	2	0	0	0	0	0	1	0	0	0	0	0	0	0	0	0	0	0	0
LYNCH Jonathan Micha lf/opo	4	2	3	4	0	0	1	0	0	0	0	0	0	0	0	0	0	1	0	0
DAMON Tyler 3b/c	2	2	1	0	0	0	0	2	0	0	0	0	0	0	0	0	0	7	0	0
DAVIS JR Yusef Latee cf	2	0	1	2	1	0	0	0	0	0	0	0	0	0	0	0	0	0	0	0
KIMLINGER Frank Matt cf	0	1	0	1	0	0	0	2	0	0	0	0	0	0	0	0	0	0	0	0
MULLINS Nicholas Rya c	2	0	0	0	0	0	0	0	0	0	0	0	0	0	0	0	0	2	0	0
JOHNSON Tyler James rf	0	1	0	1	0	0	0	2	0	0	0	0	0	0	0	0	0	0	0	0
DUCHARME Braden John 2b	4	0	0	0	0	0	0	0	0	0	0	0	0	3	0	1	0	0	2	0
SHAW Zachary ss	3	1	1	1	0	0	0	1	1	0	0	0	0	1	0	0	0	2	1	0
KILPATRICK Bradley p	0	0	0	0	0	0	0	0	0	0	0	0	0	0	0	0	0	0	0	0
GIBBONS Cody p	0	0	0	0	0	0	0	0	0	0	0	0	0	0	0	0	0	0	1	0
Totals	30	15	13	13	2	0	2	9	2	0	0	0	0	7	0	2	0	15	5	0

Singapore 2

PLAYER	AB	R	H	BI	2B	3B	HR	BB	SB	CS	HP	SH	SF	SO	IBB	KL	GDP	PO	A	E
FOO Say Kian rf	3	0	1	0	0	0	0	0	0	0	0	0	0	1	0	0	0	1	0	0
LOW Zu Ray 1b	3	2	1	0	1	0	0	0	0	0	0	0	0	1	0	0	0	3	0	0
BIN MOHAMMAD NOORHAM 3b/opo/p	2	0	1	1	1	0	0	0	0	0	0	0	0	0	0	0	0	0	0	0
HAN Dominic cf	2	0	1	1	0	0	0	0	0	0	0	0	0	0	0	0	0	1	0	0
SEAH Schuyler Jia Le lf	2	0	0	0	0	0	0	0	0	0	0	0	0	1	0	0	0	0	0	0
CHOW Rui Yan lf	0	0	0	0	0	0	0	0	0	0	0	0	0	0	0	0	0	0	0	0
TAN Joshua Ri Ming ss/opo/3b	2	0	0	0	0	0	0	0	0	0	0	0	0	2	0	0	0	0	0	0
TAN Ding Quan, Ivan 2b	2	0	0	0	0	0	0	0	0	0	0	0	0	1	0	0	0	2	0	0
CHEOH Shun Kai c	1	0	1	0	1	0	0	0	0	0	0	0	0	0	0	0	0	4	0	0
OH Zachar c	1	0	0	0	0	0	0	0	0	0	0	0	0	1	0	0	0	3	0	0
LIM Malcolm Rhys Jia dp/ss	2	0	0	0	0	0	0	0	0	0	0	0	0	1	0	1	0	1	1	1
CHEW Marcus p	0	0	0	0	0	0	0	0	0	0	0	0	0	0	0	0	0	0	0	0
HENG Fu Xun Raynard p	0	0	0	0	0	0	0	0	0	0	0	0	0	0	0	0	0	0	0	0
TAN Tai Jin, Jeron p	0	0	0	0	0	0	0	0	0	0	0	0	0	0	0	0	0	0	0	0
Totals	20	2	5	2	3	0	0	0	0	0	0	0	0	8	0	1	0	15	1	1

United States of America	IP	H	R	ER	BB	SO	WP	HP	IP	IBB	SH	SF	2B	3B	HR	AB	BF	FO	GO	NP
KILPATRICK Bradley W,1-0	3.0	5	2	2	0	3	0	0	0	0	0	0	3	0	0	14	14	2	4	40
GIBBONS Cody SV,1	2.0	0	0	0	0	5	0	0	0	0	0	0	0	0	0	6	6	0	1	26

Singapore	IP	H	R	ER	BB	SO	WP	HP	IP	IBB	SH	SF	2B	3B	HR	AB	BF	FO	GO	NP
CHEW Marcus L,0-1	1.2	10	8	8	3	4	1	0	0	0	0	0	1	0	2	15	18	1	0	82
HENG Fu Xun Raynard	1.2	2	2	2	1	1	1	0	0	0	0	0	0	0	0	8	9	2	3	32
TAN Tai Jin, Jeron	1.0	1	5	4	5	1	2	0	0	0	0	0	1	0	0	5	10	1	1	48
BIN MOHAMMAD NOORHAM	0.2	0	0	0	0	1	1	0	0	0	0	0	0	0	0	2	2	1	0	8

Umpires: HP-Miki YABE (JPN), 1B-William LOPEZ (PUR), 2B-Takashi HASHIMOTO (JPN), 3B-Michal ŽIDEK (CZE)
 Scorers: Fuka NAKAMURA (JPN), Akane TOKUI (JPN), Min XUE (CHN)
 TC: Giovanni SANNA (ITA), Xin XIE (CHN)
 Start: 15:02 Time: 2:14 Attendance: 0 Weather: Sunny, 30°C

GAME SUMMARY - RESULTADO DEL JUEGO 8



CZECHIA – ARGENTINA



Argentina 7, Czechia 0 - Composite Box Score
 Aug 07, 2025 at Chengdu (CHN) (Xindu Better City Softball Arena Field 2)

 Czechia.....000 00 - 0 1 1
 Argentina.....210 31 - 7 7 0

Czechia 0

PLAYER	AB	R	H	BI	2B	3B	HR	BB	SB	CS	HP	SH	SF	SO	IBB	KL	GDP	PO	A	E
MAGULA Martin 2b	2	0	1	0	0	0	0	0	0	0	0	0	0	1	0	0	0	1	3	0
JALUSKA David ss	1	0	0	0	0	0	0	0	0	0	0	1	0	0	0	0	0	2	0	0
KLAS MikulaS lf	2	0	0	0	0	0	0	0	0	0	0	0	0	1	0	0	0	0	0	0
KLEIN TomaS dp	2	0	0	0	0	0	0	0	0	0	0	0	0	1	0	0	0	0	0	0
HARRIS George cf	2	0	0	0	0	0	0	0	0	0	0	0	0	1	0	1	0	1	0	1
LUSAK Adam rf	2	0	0	0	0	0	0	0	0	0	0	0	0	2	0	1	0	0	0	0
VASISEK Jakub 1b	2	0	0	0	0	0	0	0	0	0	0	0	0	2	0	0	0	4	1	0
VOLF Marek c	1	0	0	0	0	0	0	0	0	0	0	0	0	1	0	0	0	4	1	0
CHUCHMA Viktor 3b	1	0	0	0	0	0	0	0	0	0	0	0	0	1	0	0	0	0	1	0
KUSIREK Filip 3b	0	0	0	0	0	0	0	0	0	0	0	0	0	0	0	0	0	0	0	0
HOLOBRADEK Michal p	0	0	0	0	0	0	0	0	0	0	0	0	0	0	0	0	0	0	0	0
HAJNY JonaS p	0	0	0	0	0	0	0	0	0	0	0	0	0	0	0	0	0	0	1	0
Totals	15	0	1	0	0	0	0	0	0	0	0	1	0	10	0	2	0	12	7	1

Argentina 7

PLAYER	AB	R	H	BI	2B	3B	HR	BB	SB	CS	HP	SH	SF	SO	IBB	KL	GDP	PO	A	E
MALARCZUK Ladislao ss	2	3	1	0	1	0	0	2	1	0	0	0	0	0	0	0	0	0	1	0
MIGLIAVACCA Teo lf	3	2	3	5	0	0	1	1	0	0	0	0	0	0	0	0	0	1	0	0
PEKER Alan cf	3	1	1	0	0	0	0	0	0	0	0	0	0	1	0	0	0	0	0	0
ZARA Juan c	1	0	1	1	0	0	0	2	0	0	0	0	0	0	0	0	0	10	0	0
OLHEISER Federico dp/lb	1	0	0	0	0	0	0	0	0	0	1	1	0	0	0	0	0	0	0	0
GODOY Manuel 1b	1	0	0	1	0	0	0	0	0	0	2	0	0	1	0	0	0	1	0	0
SCIALACOMO Gian pr/opo	0	0	0	0	0	0	0	0	0	0	0	0	0	0	0	0	0	0	0	0
EDER Federico 2b	3	0	0	0	0	0	0	0	0	0	0	0	0	1	0	1	0	2	0	0
OJEDA Gonzalo 3b	2	1	1	0	0	0	0	0	0	0	1	0	0	0	0	0	0	1	0	0
BIONDI Luciano rf	2	0	0	0	0	0	0	0	0	0	0	0	0	2	0	0	0	0	0	0
RETAMAR Lucio rf	0	0	0	0	0	0	0	1	0	0	0	0	0	0	0	0	0	0	0	0
GODOY Roman p	0	0	0	0	0	0	0	0	0	0	0	0	0	0	0	0	0	0	1	0
Totals	18	7	7	7	1	0	1	6	1	0	4	1	0	5	0	1	0	15	2	0

Czechia	IP	H	R	ER	BB	SO	WP	HP	IP	IBB	SH	SF	2B	3B	HR	AB	BF	FO	GO	NP
HOLOBRADEK Michal L,0-1	2.1	2	3	3	3	3	0	2	0	0	1	0	0	0	1	8	14	1	3	64
HAJNY JonaS	1.2	5	4	4	3	2	1	2	0	0	0	0	1	0	0	10	15	0	3	67

Argentina	IP	H	R	ER	BB	SO	WP	HP	IP	IBB	SH	SF	2B	3B	HR	AB	BF	FO	GO	NP
GODOY Roman W,1-0	5.0	1	0	0	0	10	0	0	0	0	1	0	0	0	0	15	16	3	2	66

Umpires: HP-Galip Sönmez (GER), 1B-Geneviève GAUDREAU (CAN), 2B-Jason Carter (AUS), 3B-Tao CHENG (CHN)

Scorers: Miyoko Yagi (JPN), Linda STEIJGER (NED), Tiffée CAI (TPE)

TC: Susan ZHANG (CHN), Brooke PENFOLD (AUS)

Start: 15:30 Time: 1:59 Attendance: 0 Weather: Partly cloudy, 30°C

GAME SUMMARY - RESULTADO DEL JUEGO 9



SINGAPORE – CANADA



Canada 9, Singapore 8 - Composite Box Score
 Aug 08, 2025 at Chengdu (CHN) (Xindu Better City Softball Arena Field 1)

```
-----
Singapore.....421 100 0   - 8   6  1
Canada.....102 330 (X) - 9   9  2
-----
```

Singapore 8

PLAYER	AB	R	H	BI	2B	3B	HR	BB	SB	CS	HP	SH	SF	SO	IBB	KL	GDP	PO	A	E
FOO Say Kian rf	1	1	0	0	0	0	0	1	0	0	1	1	0	0	0	0	0	1	0	0
LOW Zu Ray 1b	3	2	1	0	1	0	0	1	0	0	0	0	0	2	0	0	0	3	0	0
BIN MOHAMMAD NOORHAM 3b	4	2	2	3	0	0	1	0	0	0	0	0	0	0	0	0	0	1	0	0
HAN Dominic cf	3	0	0	0	0	0	0	1	0	0	0	0	0	2	0	0	0	2	0	0
SEAH Schuyler Jia Le lf	4	0	1	0	0	0	0	0	0	0	0	0	0	1	0	1	0	2	0	0
TAN Joshua Ri Ming dp	4	2	2	2	0	0	2	0	0	0	0	0	0	2	0	0	0	0	0	0
TAN Ding Quan, Ivan 2b	3	0	0	0	0	0	0	1	0	0	0	0	0	2	0	1	0	2	1	0
CHEOH Shun Kai c	3	0	0	0	0	0	0	0	0	0	0	0	0	3	0	1	0	6	1	0
LIM Malcolm Rhys Jia ss	2	1	0	0	0	0	0	1	0	0	0	0	0	2	0	0	0	1	1	1
HENG Fu Xun Raynard p	0	0	0	0	0	0	0	0	0	0	0	0	0	0	0	0	0	0	2	0
TAN Tai Jin, Jeron p	0	0	0	0	0	0	0	0	0	0	0	0	0	0	0	0	0	0	0	0
Totals	27	8	6	5	1	0	3	5	0	0	1	1	0	14	0	3	0	18	5	1

Canada 9

PLAYER	AB	R	H	BI	2B	3B	HR	BB	SB	CS	HP	SH	SF	SO	IBB	KL	GDP	PO	A	E
WHITE Nicholas Ronal rf	2	2	1	0	0	0	0	2	1	0	0	0	0	1	0	0	0	0	1	0
EZEKIEL Bradley Jose cf	4	0	1	0	0	0	0	0	0	0	0	0	0	0	0	0	0	0	0	0
SEBASTIAN Ty Christo dp/p/dp	3	1	2	2	0	0	1	1	0	0	0	0	0	0	0	1	0	1	0	1
HUNTER Blake 3b	4	0	0	0	0	0	0	0	0	0	0	0	0	0	0	0	0	0	0	0
POMEROY Jordan Willi lf	3	2	2	0	0	0	0	1	0	0	0	0	0	0	0	0	0	0	0	0
MCKAY Mitchell Alexa 2b	4	2	2	1	1	0	0	0	0	0	0	0	0	1	0	0	0	2	1	1
HYDE Derek c	2	1	0	0	0	0	0	1	0	0	0	0	0	2	0	0	0	14	1	0
EZEKIEL Kyle Michael 1b	2	0	0	0	0	0	0	1	0	0	0	0	0	1	0	0	0	5	1	0
MAJOR Max ss	2	1	1	3	0	0	1	0	0	0	0	1	0	1	0	0	0	0	1	1
RANDERSON Tyler Jaco p	0	0	0	0	0	0	0	0	0	0	0	0	0	0	0	0	0	0	0	0
CLEARY Sean p	0	0	0	0	0	0	0	0	0	0	0	0	0	0	0	0	0	0	0	0
Totals	26	9	9	6	1	0	2	6	1	0	0	1	0	6	0	0	1	21	6	2

Singapore	IP	H	R	ER	BB	SO	WP	HP	IP	IBB	SH	SF	2B	3B	HR	AB	BF	FO	GO	NP
HENG Fu Xun Raynard	3.0	5	6	5	4	2	2	0	0	0	0	0	1	0	1	13	17	3	3	67
TAN Tai Jin, Jeron L,1-1	3.0	4	3	3	2	4	0	0	0	0	1	0	0	0	1	13	16	3	2	55

Canada	IP	H	R	ER	BB	SO	WP	HP	IP	IBB	SH	SF	2B	3B	HR	AB	BF	FO	GO	NP
RANDERSON Tyler Jaco	0.2	2	4	1	1	1	1	1	0	0	0	0	1	0	1	5	7	0	1	28
SEBASTIAN Ty Christo	3.1	3	4	3	3	5	0	0	0	0	1	0	0	0	2	12	16	1	3	63
CLEARY Sean W,1-1	3.0	1	0	0	1	8	0	0	0	0	0	0	0	0	0	10	11	0	1	45

Umpires: HP-Takashi HASHIMOTO (JPN), 1B-Mark Porteous (NZL), 2B-William LOPEZ (PUR), 3B-Galip Sönmez (GER)

Scorers: Min XUE (CHN), Linda STEIJGER (NED), Miyoko Yagi (JPN)

TC: Brooke PENFOLD (AUS), Giovanni SANNA (ITA)

Start: 10:00 Time: Attendance: 0 Weather: Cloudy, 29°C

GAME SUMMARY - RESULTADO DEL JUEGO 10



VENEZUELA – CZECHIA



Venezuela 11, Czechia 1 - Composite Box Score
 Aug 08, 2025 at Chengdu (CHN) (Xindu Better City Softball Arena Field 2)

```

-----
Venezuela.....000 227 - 11 13 0
Czechia.....000 010 - 1 2 1
-----
    
```

Venezuela 11

PLAYER	AB	R	H	BI	2B	3B	HR	BB	SB	CS	HP	SH	SF	SO	IBB	KL	GDP	PO	A	E
ADAMES Angel 2b	4	0	1	0	0	0	0	0	0	0	0	0	0	1	0	0	0	0	3	0
DORANTES Jose rf	2	1	1	0	0	0	0	1	0	0	0	0	0	0	0	0	0	0	0	0
AGUILAR Alfredo rf	0	1	0	0	0	0	0	1	0	0	0	0	0	0	0	0	0	0	0	0
SEQUERA Rogelio 3b	3	3	2	1	1	0	0	1	0	0	0	0	0	0	0	0	0	0	2	0
HERRERA Engelbert cf	4	2	3	4	0	0	1	0	0	0	0	0	0	0	0	0	0	0	0	0
DIAZ Erwin 1b	4	1	2	1	1	0	0	0	0	0	0	0	0	0	0	0	0	8	0	0
RODRIGUEZ Kleiver dp	3	0	1	0	1	0	0	0	0	0	0	0	0	2	0	2	0	0	0	0
FLORES Jean pr/lf	1	1	1	1	1	0	0	0	0	0	0	0	0	0	0	0	0	0	0	0
FLORES Pedro ss	4	1	1	0	0	0	0	0	0	0	0	0	0	0	0	0	0	1	1	0
FLORES Rafael c	3	1	1	3	0	0	1	0	0	0	0	0	0	0	0	0	0	9	1	0
BENITEZ Franklin lf/opo	3	0	0	0	0	0	0	0	0	0	0	0	0	3	0	1	0	0	0	0
COLOMBO PEREZ Luis M p	0	0	0	0	0	0	0	0	0	0	0	0	0	0	0	0	0	0	1	0
Totals	31	11	13	10	4	0	2	3	0	0	0	0	0	6	0	3	0	18	8	0

Czechia 1

PLAYER	AB	R	H	BI	2B	3B	HR	BB	SB	CS	HP	SH	SF	SO	IBB	KL	GDP	PO	A	E
MAGULA Martin 2b	2	0	0	0	0	0	0	0	0	0	1	0	0	2	0	0	0	0	3	0
JALUSKA David ss	3	0	0	0	0	0	0	0	0	0	0	0	0	2	0	0	0	1	3	0
KLAS MikulaS lf	3	0	0	0	0	0	0	0	0	0	0	0	0	1	0	0	0	0	0	0
HARRIS George cf	2	0	0	0	0	0	0	1	0	0	0	0	0	2	0	1	0	1	0	0
KLEIN TomaS 1b	2	0	0	0	0	0	0	0	0	0	0	0	0	1	0	1	0	8	0	0
RYSAVY MatSj c	1	0	0	0	0	0	0	1	0	0	0	0	0	1	0	0	0	6	0	0
TUREK Martin dp	2	1	1	0	0	0	0	0	0	0	0	0	0	0	0	0	1	0	0	0
VASISEK Jakub 3b	2	0	0	1	0	0	0	0	0	0	0	0	0	0	0	0	0	0	2	0
LUSAK Adam rf	2	0	1	0	0	0	0	0	0	0	0	0	0	1	0	0	0	2	0	1
HOLBRADEK Michal p	0	0	0	0	0	0	0	0	0	0	0	0	0	0	0	0	0	0	0	0
KUBAT LukaS p	0	0	0	0	0	0	0	0	0	0	0	0	0	0	0	0	0	0	0	0
HAJNY JonaS p	0	0	0	0	0	0	0	0	0	0	0	0	0	0	0	0	0	0	0	0
Totals	19	1	2	1	0	0	0	2	0	0	1	0	0	10	0	2	1	18	8	1

Venezuela	IP	H	R	ER	BB	SO	WP	HP	IP	IBB	SH	SF	2B	3B	HR	AB	BF	FO	GO	NP
COLOMBO PEREZ Luis M W,1-0	6.0	2	1	1	2	10	1	1	0	0	0	0	0	0	0	19	22	0	7	105

Czechia	IP	H	R	ER	BB	SO	WP	HP	IP	IBB	SH	SF	2B	3B	HR	AB	BF	FO	GO	NP
HOLBRADEK Michal L,0-2	4.0	3	2	2	2	3	0	0	0	0	0	0	0	0	0	15	17	4	5	68
KUBAT LukaS	1.2	8	8	8	1	3	0	0	0	0	0	0	2	0	2	13	14	0	2	48
HAJNY JonaS	0.1	2	1	1	0	0	1	0	0	0	0	0	2	0	0	3	3	0	1	16

Umpires: HP-Tao CHENG (CHN), 1B-Anthony KAIARUNA (NZL), 2B-Geneviève GAUDREAU (CAN), 3B-Miki YABE (JPN)

Scorers: Fuka NAKAMURA (JPN), Tiffée CAI (TPE), Akane TOKUI (JPN)

TC: Shuro TSUKIOKA (JPN), Cathy KERR (AUS)

Start: 10:00 Time: 2:09 Attendance: 0 Weather: Sunny-29°C

GAME SUMMARY - RESULTADO DEL JUEGO 11



JAPAN – ARGENTINA



Japan 7, Argentina 5 - Composite Box Score
 Aug 08, 2025 at Chengdu (CHN) (Xindu Better City Softball Arena Field 1)

Japan.....012 004 0 - 7 9 2
 Argentina.....011 300 0 - 5 7 1

Japan 7

PLAYER	AB	R	H	BI	2B	3B	HR	BB	SB	CS	HP	SH	SF	SO	IBB	KL	GDP	PO	A	E
HAMAMOTO Tei rf	3	0	1	0	0	0	0	1	0	0	0	0	0	0	0	0	0	2	0	1
MORITA Yusuke dp	4	1	1	1	1	0	0	0	0	0	0	0	0	0	0	0	0	0	0	0
SATO Koki lf	3	1	1	1	0	0	0	1	0	0	0	0	0	1	0	0	0	1	0	0
MASAKI Kaito 3b	3	0	1	0	0	0	0	0	0	0	0	0	0	0	0	0	1	1	2	0
SAKURABA Yusuke pr/3b	1	1	0	0	0	0	0	0	0	0	0	0	0	0	0	0	0	0	0	0
TORIYAMA Kazuya 1b	4	1	1	0	0	0	0	0	0	0	0	0	0	1	0	0	0	5	0	0
YASUMI Kotaro 2b	3	1	2	1	0	0	0	0	1	0	0	0	0	1	0	0	0	0	0	0
KATAOKA Taiyo c	3	1	2	2	0	0	1	0	0	0	0	0	0	0	0	0	0	9	1	0
KUROIWA Seii cf	2	0	0	0	0	0	0	0	0	0	0	1	0	1	0	0	0	2	0	0
OKAWA Ryuji ss	1	1	0	1	0	0	0	0	0	0	1	0	1	1	0	0	0	1	3	1
IKEDA Hiroki p	0	0	0	0	0	0	0	0	0	0	0	0	0	0	0	0	0	0	0	0
ONODERA Shota p	0	0	0	0	0	0	0	0	0	0	0	0	0	0	0	0	0	0	0	0
NAGAI Fuga p	0	0	0	0	0	0	0	0	0	0	0	0	0	0	0	0	0	0	0	0
Totals	27	7	9	6	1	0	1	2	1	0	1	1	1	5	0	0	1	21	6	2

Argentina 5

PLAYER	AB	R	H	BI	2B	3B	HR	BB	SB	CS	HP	SH	SF	SO	IBB	KL	GDP	PO	A	E
MALARCZUK Ladislao ss	4	2	2	4	0	0	2	0	0	0	0	0	0	0	0	0	0	0	4	0
MIGLIAVACCA Teo lf	2	0	0	0	0	0	0	2	0	1	0	0	0	1	0	0	0	1	0	0
PEKER Alan cf	3	0	2	0	1	0	0	1	0	0	0	0	0	1	0	0	0	1	0	0
ZARA Juan c	3	1	1	0	0	0	0	0	0	0	1	0	0	0	0	0	0	4	1	0
OLHEISER Federico 1b	2	0	0	0	0	0	0	0	0	0	0	0	0	0	0	0	0	8	0	0
GODOY Manuel ph/lb	2	0	0	0	0	0	0	0	0	0	0	0	0	2	0	0	0	3	0	0
LUNA Khalil 2b	3	0	0	0	0	0	0	1	0	0	0	0	0	2	0	0	0	3	2	0
EDER Federico dp	3	0	1	1	0	0	0	0	0	0	0	0	0	0	0	0	0	0	0	0
RETAMAR Lucio rf	3	1	1	0	0	0	0	0	0	0	0	0	0	0	0	0	0	0	0	1
OJEDA Gonzalo 3b	1	1	0	0	0	0	0	0	0	0	1	0	0	0	0	0	0	1	4	0
SCIALACOMO Gian ph/3b	1	0	0	0	0	0	0	0	0	0	0	0	0	1	0	0	0	0	0	0
MATA Huemul p	0	0	0	0	0	0	0	0	0	0	0	0	0	0	0	0	0	0	1	0
MIGLIAVACCA Pablo p	0	0	0	0	0	0	0	0	0	0	0	0	0	0	0	0	0	0	0	0
GODOY Roman p	0	0	0	0	0	0	0	0	0	0	0	0	0	0	0	0	0	0	1	0
Totals	27	5	7	5	1	0	2	4	0	1	1	1	0	7	0	0	0	21	13	1

Japan	IP	H	R	ER	BB	SO	WP	HP	IP	IBB	SH	SF	2B	3B	HR	AB	BF	FO	GO	NP
IKEDA Hiroki	3.0	4	2	2	3	2	2	0	0	0	0	0	0	0	1	12	15	2	3	57
ONODERA Shota	0.2	2	3	2	1	0	0	1	0	0	1	0	0	0	1	4	7	2	0	23
NAGAI Fuga W,1-0	3.1	1	0	0	0	5	0	0	0	0	0	0	1	0	0	11	11	2	3	40

Argentina	IP	H	R	ER	BB	SO	WP	HP	IP	IBB	SH	SF	2B	3B	HR	AB	BF	FO	GO	NP
MATA Huemul	2.1	4	3	3	0	2	0	1	0	0	0	0	1	0	1	11	12	0	5	46
MIGLIAVACCA Pablo L,0-1	2.2	4	4	4	1	2	0	0	0	0	0	0	0	0	0	11	12	2	3	41
GODOY Roman	2.0	1	0	0	1	1	0	0	0	0	1	1	0	0	0	5	8	1	4	30

Umpires: HP-Jason Carter (AUS), 1B-Galip Sönmez (GER), 2B-Mark Porteous (NZL), 3B-William LOPEZ (PUR)

Scorers: Linda STEIJGER (NED), Min XUE (CHN), Miyoko Yagi (JPN), Linda STEIJGER (NED), Min XUE (CHN)
 TC: Susan ZHANG (CHN), Cathy KERR (AUS)

Start: 14:01 Time: 2:36 Attendance: 0 Weather: Cloudy-35°C

GAME SUMMARY - RESULTADO DEL JUEGO 12



AUSTRALIA – USA



United States of America 14, Australia 3 - Composite Box Score
 Aug 08, 2025 at Chengdu (CHN) (Xindu Better City Softball Arena Field 2)

 Australia.....102 0 - 3 7 2
 United States of America...04(10) (X) - 14 10 0

Australia 3

PLAYER	AB	R	H	BI	2B	3B	HR	BB	SB	CS	HP	SH	SF	SO	IBB	KL	GDP	PO	A	E
BEASHEL Callum rf	2	2	1	0	0	0	0	0	0	0	1	0	0	0	0	0	1	0	0	0
O'BYRNE Brendon 2b	2	0	0	0	0	0	0	0	0	0	0	0	0	0	0	0	0	1	1	0
MATTHEWS Hayden cf	2	1	2	3	0	0	1	0	0	0	0	0	0	0	0	0	0	1	0	0
JAMES Riley 3b	2	0	0	0	0	0	0	0	0	0	0	0	0	1	0	0	0	0	1	1
KING Ryan lf	2	0	0	0	0	0	0	0	0	0	0	0	0	0	0	0	0	1	0	0
GARLAND Jeremy dp/p	0	0	0	0	0	0	0	0	0	0	1	0	0	0	0	0	0	0	0	1
BYRNE Joel p	1	0	1	0	0	0	0	0	0	0	0	0	0	0	0	0	0	0	0	0
DOBE Haydan c	1	0	0	0	0	0	0	0	0	0	0	0	0	0	0	0	1	0	0	0
SCARAMELLA Joseph La ph	1	0	1	0	0	0	0	0	0	0	0	0	0	0	0	0	0	0	0	0
WICKHAM Matt lb	2	0	2	0	0	0	0	0	0	0	0	0	0	0	0	0	0	4	0	0
MOLANDER Kynan ss	1	0	0	0	0	0	0	0	0	0	0	0	0	0	0	0	0	2	0	0
HORT Lachlan ph	1	0	0	0	0	0	0	0	0	0	0	0	0	1	0	0	0	0	0	0
GOFFER Ashlee p	0	0	0	0	0	0	0	0	0	0	0	0	0	0	0	0	0	0	1	0
BECKETT Mathew	0	0	0	0	0	0	0	0	0	0	0	0	0	0	0	0	0	0	0	0
Totals	17	3	7	3	0	0	1	0	0	0	2	0	0	2	0	0	2	9	3	2

United States of America 14

PLAYER	AB	R	H	BI	2B	3B	HR	BB	SB	CS	HP	SH	SF	SO	IBB	KL	GDP	PO	A	E
LEWIS Jeffrey Michae lb	1	1	1	1	0	0	0	2	0	0	0	0	0	0	0	0	0	5	0	0
MILHEIM Blaine Rober 3b	3	1	2	1	0	0	0	0	0	0	0	0	0	0	0	0	0	0	2	0
OCHOA Erick dp	3	0	1	2	0	0	0	0	0	0	0	0	0	0	0	0	0	0	0	0
LYNCH Jonathan Micha pr/dp	0	1	0	0	0	0	0	0	0	0	0	0	0	0	0	0	0	0	0	0
DAMON Tyler c	1	3	1	0	0	0	0	2	0	0	0	0	0	0	0	0	0	2	0	0
JOHNSON Tyler James rf	3	3	3	3	0	0	1	0	0	0	0	0	0	0	0	0	0	1	0	0
DAVIS JR Yusef Latee cf	1	1	0	0	0	0	0	0	0	0	0	0	0	0	0	0	0	0	0	0
DUCHARME Brennan ph/lf	0	2	0	0	0	0	0	2	1	0	0	0	0	0	0	0	0	0	0	0
KIMLINGER Frank Matt lf/cf	3	0	1	3	0	1	0	0	0	0	0	0	0	0	0	0	0	0	0	0
DUCHARME Braden John 2b	3	1	0	0	0	0	0	0	0	0	0	0	0	0	0	0	0	3	3	0
SHAW Zachary ss	2	1	1	1	0	1	0	0	0	0	0	0	0	0	0	0	0	0	2	0
GIBBONS Cody p	0	0	0	0	0	0	0	0	0	0	0	0	0	0	0	0	0	1	0	0
Totals	20	14	10	11	0	2	1	6	1	0	0	0	0	0	0	0	0	12	7	0

Australia	IP	H	R	ER	BB	SO	WP	HP	IP	IBB	SH	SF	2B	3B	HR	AB	BF	FO	GO	NP
GOFFER Ashlee L,0-1	2.0	4	6	2	4	0	1	0	0	0	0	0	0	1	1	10	14	1	4	51
GARLAND Jeremy	0.2	3	5	0	1	0	1	0	0	0	0	0	0	0	0	6	7	2	0	28
BECKETT Mathew	0.1	3	3	3	1	0	0	0	0	0	0	0	0	1	0	4	5	1	0	13

United States of America	IP	H	R	ER	BB	SO	WP	HP	IP	IBB	SH	SF	2B	3B	HR	AB	BF	FO	GO	NP
GIBBONS Cody W,1-0	4.0	7	3	3	0	2	0	2	0	0	0	0	0	0	1	17	19	2	6	70

Umpires: HP-Michal ŽIDEK (CZE), 1B-Miki YABE (JPN), 2B-Anthony KAIARUNA (NZL), 3B-Geneviève GAUDREAU (CAN)
 Scorers: Akane TOKUI (JPN), Fuka NAKAMURA (JPN), Tiffée CAI (TPE)
 TC: Shuro TSUKIOKA (JPN), Xin XIE (CHN)
 Start: 13:22 Time: 1:34 Attendance: 0 Weather: Sunny 35°C

GAME SUMMARY - RESULTADO DEL JUEGO 13 (PLAY-OFFS)



CZECHIA - SINGAPORE



Czechia 15, Singapore 10 - Composite Box Score
Aug 09, 2025 at Chengdu (CHN) (Xindu Better City Softball Arena Field 1)

```
-----
Czechia.....301 052 4 - 15 12 1
Singapore.....027 001 0 - 10 10 6
-----
```

Czechia 15

PLAYER	AB	R	H	BI	2B	3B	HR	BB	SB	CS	HP	SH	SF	SO	IBB	KL	GDP	PO	A	E
MAGULA Martin 2b	4	3	2	0	1	0	0	1	0	0	0	0	0	0	0	0	0	1	1	0
JALUSKA David dp	4	3	1	1	0	0	1	1	0	0	0	0	0	1	0	1	0	0	0	0
KLAS MikulaS ss	5	3	1	2	0	1	0	0	0	0	0	0	0	1	0	1	0	1	0	0
HARRIS George cf	5	2	2	4	0	0	1	0	0	0	0	0	0	2	0	1	0	0	0	0
KLEIN TomaS lb	4	1	3	2	0	0	1	0	0	0	0	0	1	0	0	0	0	4	0	0
TUREK Martin lf	3	1	0	0	0	0	0	1	0	0	1	0	0	2	0	1	0	0	0	0
LUSAK Adam rf	4	1	2	4	0	0	1	0	0	0	0	0	0	1	0	0	0	2	1	0
VOLF Marek c	4	0	1	0	0	0	0	0	0	0	0	0	0	2	0	0	0	13	0	1
CHUCHMA Viktor 3b/pr/3b	3	1	0	0	0	0	0	0	0	0	0	0	0	1	0	0	0	0	2	0
VASISEK Jakub ph	0	0	0	0	0	0	0	0	0	0	1	0	0	0	0	0	0	0	0	0
HOLBRADEK Michal p	0	0	0	0	0	0	0	0	0	0	0	0	0	0	0	0	0	0	0	0
KUBAT LukaS p	0	0	0	0	0	0	0	0	0	0	0	0	0	0	0	0	0	0	0	0
Totals	36	15	12	13	1	1	4	3	0	0	2	0	1	10	0	4	0	21	4	1

Singapore 10

PLAYER	AB	R	H	BI	2B	3B	HR	BB	SB	CS	HP	SH	SF	SO	IBB	KL	GDP	PO	A	E
FOO Say Kian rf/opo	2	1	1	0	0	0	0	0	0	0	1	0	0	1	0	0	0	2	0	0
CHEW Marcus ph/opo	0	0	0	0	0	0	0	2	0	0	0	0	0	0	0	0	0	0	0	0
LOW Zu Ray lb/rf	5	1	2	0	0	0	0	0	0	0	0	0	0	3	0	3	0	2	0	0
BIN MOHAMMAD NOORHAM 3b	5	1	1	2	0	1	0	0	0	0	0	0	0	0	0	0	0	1	0	0
SEAH Schuyler Jia Le lf	2	2	0	0	0	0	0	2	0	0	0	0	0	2	0	1	0	0	0	0
TAN Joshua Ri Ming 2b/opo/ph/opo/1b	3	1	1	1	1	0	0	0	1	0	0	0	0	0	2	0	1	0	1	0
CHOW Rui Yan pr/opo	0	1	0	0	0	0	0	0	0	0	0	0	0	0	0	0	0	0	0	0
HAN Dominic cf	2	1	1	1	0	0	0	1	0	0	0	1	0	1	0	1	0	0	0	1
CHEOH Shun Kai c	2	1	0	0	0	0	0	1	0	0	0	0	0	2	0	0	0	11	0	0
OH Zachar ph	1	0	1	1	0	0	0	0	0	0	0	0	0	0	0	0	0	0	0	0
TAN Ding Quan, Ivan dp/2b/ss	4	1	1	4	0	0	1	0	0	0	0	0	0	3	0	1	0	1	2	0
LIM Malcolm Rhys Jia ss/2b	4	0	2	0	2	0	0	0	0	0	0	0	0	0	0	0	0	3	2	5
HENG Fu Xun Raynard p	0	0	0	0	0	0	0	0	0	0	0	0	0	0	0	0	0	0	0	0
TAN Tai Jin, Jeron p	0	0	0	0	0	0	0	0	0	0	0	0	0	0	0	0	0	0	0	0
Totals	30	10	10	9	2	1	1	7	0	0	1	1	0	14	0	7	0	21	4	6

Czechia	IP	H	R	ER	BB	SO	WP	HP	IP	IBB	SH	SF	2B	3B	HR	AB	BF	FO	GO	NP
HOLBRADEK Michal	2.1	7	9	7	3	4	1	0	0	0	1	0	0	1	1	13	17	1	2	76
KUBAT LukaS W,1-1	4.2	3	1	1	4	10	1	1	0	0	0	0	2	0	0	17	22	2	2	100

Singapore	IP	H	R	ER	BB	SO	WP	HP	IP	IBB	SH	SF	2B	3B	HR	AB	BF	FO	GO	NP
HENG Fu Xun Raynard	5.0	8	9	2	2	8	1	0	0	0	0	1	0	1	3	24	27	4	3	97
TAN Tai Jin, Jeron L,1-2	2.0	4	6	0	1	2	1	2	0	0	0	0	1	0	1	12	15	1	4	60

Umpires: HP-Takashi HASHIMOTO (JPN), 1B-Jason Carter (AUS), 3B-Galip Sönmez (GER)
 Scorers: Tiffée CAI (TPE), Linda STEIJGER (NED), Miyoko Yagi (JPN)
 TC: Cathy KERR (AUS), Xin XIE (CHN)
 Start: 9:00 Time: 3:24 Attendance: 0 Weather: Cloudy 27°C

GAME SUMMARY - RESULTADO DEL JUEGO 14 (PLAY-OFFS)



AUSTRALIA - ARGENTINA



Argentina 12, Australia 1 - Composite Box Score
Aug 09, 2025 at Chengdu (CHN) (Xindu Better City Softball Arena Field 2)

Australia.....001 0 - 1 1 1
Argentina.....064 2 - 12 10 1

Australia 1

PLAYER	AB	R	H	BI	2B	3B	HR	BB	SB	CS	HP	SH	SF	SO	IBB	KL	GDP	PO	A	E
BEASHEL Callum cf	2	1	1	1	0	0	1	0	1	0	0	0	0	0	0	0	0	0	0	0
O'BYRNE Brendon 2b	1	0	0	0	0	0	0	1	0	0	0	0	0	1	0	0	0	2	3	0
MATTHEWS Hayden dp	1	0	0	0	0	0	0	0	0	0	1	0	0	1	0	1	0	0	0	0
JAMES Riley 3b	1	0	0	0	0	0	0	1	0	0	0	0	0	1	0	0	0	0	2	0
KING Ryan lf	2	0	0	0	0	0	0	0	0	0	0	0	0	2	0	0	0	1	0	0
WICKHAM Matt 1b	2	0	0	0	0	0	0	0	0	0	0	0	0	0	0	0	0	3	1	0
SCARAMELLA Joseph La c	2	0	0	0	0	0	0	0	0	0	0	0	0	1	0	0	0	3	0	0
LYNCH Nathan rf	2	0	0	0	0	0	0	0	0	0	0	0	0	1	0	0	0	0	0	1
HORT Lachlan ss	1	0	0	0	0	0	0	0	0	0	0	0	0	1	0	0	0	1	0	0
BECKETT Mathew p	0	0	0	0	0	0	0	0	0	0	0	0	0	0	0	0	0	0	0	0
BYRNE Joel p	0	0	0	0	0	0	0	0	0	0	0	0	0	0	0	0	0	0	0	0
Totals	14	1	1	1	0	0	1	2	1	0	1	0	0	8	0	1	0	10	6	1

Argentina 12

PLAYER	AB	R	H	BI	2B	3B	HR	BB	SB	CS	HP	SH	SF	SO	IBB	KL	GDP	PO	A	E
MALARCZUK Ladislao ss	1	2	0	0	0	0	0	2	0	0	0	0	0	0	0	0	0	0	0	1
MIGLIAVACCA Teo lf	2	1	1	1	0	0	0	1	1	0	0	0	0	0	0	0	0	2	0	0
PEKER Alan cf	3	1	2	4	0	0	1	0	0	0	0	0	0	1	0	0	0	0	0	0
ZARA Juan c	2	0	1	0	0	0	0	1	0	0	0	0	0	0	0	0	0	8	0	0
GODOY Manuel 1b	2	0	1	0	0	0	0	1	0	0	0	0	0	0	0	0	0	2	0	0
EDER Federico 2b	3	1	1	0	0	0	0	0	0	0	0	0	0	0	0	0	0	0	0	0
RETAMAR Lucio rf	2	2	2	0	1	0	0	1	0	0	0	0	0	0	0	0	0	0	0	0
OJEDA Gonzalo 3b	3	3	1	2	0	0	1	0	0	0	0	0	0	0	0	0	0	0	0	0
BIONDI Luciano dp	2	2	1	3	0	0	1	1	0	0	0	0	0	1	0	0	0	0	0	0
MIGLIAVACCA Pablo p	0	0	0	0	0	0	0	0	0	0	0	0	0	0	0	0	0	0	1	0
GODOY Roman p	0	0	0	0	0	0	0	0	0	0	0	0	0	0	0	0	0	0	0	0
Totals	20	12	10	10	1	0	3	7	1	0	0	0	0	2	0	0	0	12	1	1

Australia	IP	H	R	ER	BB	SO	WP	HP	IP	IBB	SH	SF	2B	3B	HR	AB	BF	FO	GO	NP
BECKETT Mathew L,0-2	2.0	7	8	8	4	1	1	0	0	0	0	0	1	0	1	13	17	2	3	62
BYRNE Joel	1.1	3	4	4	3	1	0	0	0	0	0	0	0	0	2	7	10	0	3	35

Argentina	IP	H	R	ER	BB	SO	WP	HP	IP	IBB	SH	SF	2B	3B	HR	AB	BF	FO	GO	NP
MIGLIAVACCA Pablo W,1-1	3.0	1	1	1	2	8	0	1	0	0	0	0	0	0	1	11	14	0	1	58
GODOY Roman	1.0	0	0	0	0	0	0	0	0	0	0	0	0	0	0	3	3	3	0	9

Umpires: HP-Miki YABE (JPN), 1B-Michal ŽIDEK (CZE), 3B-Tao CHENG (CHN)
 Scorers: Fuka NAKAMURA (JPN), Min XUE (CHN)
 TC: Shuro TSUKIOKA (JPN), Susan ZHANG (CHN)
 Start: 9:00 Time: 1:28 Attendance: 0 Weather: Cloudy-27°C

GAME SUMMARY - RESULTADO DEL JUEGO 15 (PLAY-OFFS)



CANADA - JAPAN



Japan 6, Canada 1 - Composite Box Score
Aug 09, 2025 at Chengdu (CHN) (Xindu Better City Softball Arena Field 1)

```
-----
Canada.....000 100 0   - 1  5  2
Japan.....020 040 (X)  - 6  6  0
-----
```

Canada 1

PLAYER	AB	R	H	BI	2B	3B	HR	BB	SB	CS	HP	SH	SF	SO	IBB	KL	GDP	PO	A	E
WHITE Nicholas Ronal rf	4	0	1	0	0	0	0	0	1	0	0	0	0	0	0	0	0	1	0	0
EZEKIEL Bradley Jose cf	3	1	1	1	0	0	1	0	0	0	0	0	0	2	0	1	0	3	0	1
SEBASTIAN Ty Christo dp/p/dp	3	0	1	0	0	0	0	0	0	0	0	0	0	1	0	0	0	0	3	0
HUNTER Blake lb	3	0	0	0	0	0	0	0	0	0	0	0	0	2	0	0	0	6	0	0
POMEROY Jordan Willi lf	3	0	1	0	0	0	0	0	0	0	0	0	0	1	0	0	0	0	0	0
MCKAY Mitchell Alexa 2b	2	0	0	0	0	0	0	1	0	0	0	0	0	0	0	0	0	0	1	0
LASKOWSKI Justin Max 3b	3	0	0	0	0	0	0	0	0	0	0	0	0	2	0	0	0	0	1	0
HYDE Derek c	2	0	1	0	0	0	0	0	0	0	0	0	0	1	0	0	0	6	1	1
HUDSON Jordan ph	1	0	0	0	0	0	0	0	0	0	0	0	0	1	0	1	0	0	0	0
MAJOR Max ss/pr	2	0	0	0	0	0	0	0	0	0	0	0	0	1	0	0	0	2	0	0
EZEKIEL Kyle Michael ph	0	0	0	0	0	0	0	1	0	0	0	0	0	0	0	0	0	0	0	0
SCHOFIELD Justin Gor p	0	0	0	0	0	0	0	0	0	0	0	0	0	0	0	0	0	0	0	0
CLEARY Sean p	0	0	0	0	0	0	0	0	0	0	0	0	0	0	0	0	0	0	0	0
Totals	26	1	5	1	0	0	1	2	1	0	0	0	0	11	0	2	0	18	6	2

Japan 6

PLAYER	AB	R	H	BI	2B	3B	HR	BB	SB	CS	HP	SH	SF	SO	IBB	KL	GDP	PO	A	E
HAMAMOTO Tei rf	3	1	1	1	0	0	0	0	0	0	0	0	0	0	0	0	0	0	0	0
MORITA Yusuke dp	3	1	1	1	0	0	0	0	0	0	0	0	0	1	0	0	0	0	0	0
SATO Koki lf	2	1	0	0	0	0	0	0	0	0	1	0	0	0	0	0	0	1	0	0
MASAKI Kaito 3b	3	1	2	1	0	0	0	0	0	0	0	0	0	0	0	0	0	2	2	0
TORIYAMA Kazuya lb	2	0	1	0	0	0	0	0	0	0	1	0	0	1	0	0	0	5	0	0
SAKURABA Yusuke pr	0	0	0	0	0	0	0	0	0	1	0	0	0	0	0	0	0	0	0	0
YASUMI Kotaro 2b/ss	2	1	0	0	0	0	0	1	0	0	0	0	0	1	0	0	0	1	2	0
KATAOKA Taiyo c	2	1	1	1	0	0	0	1	1	0	0	0	0	1	0	0	0	12	0	0
KUROIWA Seii cf	2	0	0	1	0	0	0	0	0	0	0	0	1	0	0	0	0	0	0	0
OKAWA Ryuji ss	3	0	0	0	0	0	0	0	0	0	0	0	0	1	0	0	0	0	1	0
NISHIDA Kanta 2b	0	0	0	0	0	0	0	0	0	0	0	0	0	0	0	0	0	0	0	0
IKEDA Hiroki p	0	0	0	0	0	0	0	0	0	0	0	0	0	0	0	0	0	0	0	0
Totals	22	6	6	5	0	0	0	2	1	1	2	0	1	5	0	0	0	21	5	0

Canada	IP	H	R	ER	BB	SO	WP	HP	IP	IBB	SH	SF	2B	3B	HR	AB	BF	FO	GO	NP
SCHOFIELD Justin Gor	0.0	0	0	0	0	0	0	0	0	0	0	0	0	0	0	0	0	0	0	0
SEBASTIAN Ty Christo L,1-1	4.2	5	5	4	2	2	3	0	0	0	0	1	0	0	0	17	20	5	6	72
CLEARY Sean	1.1	1	1	1	0	3	1	2	0	0	0	0	0	0	0	5	7	1	0	22

Japan	IP	H	R	ER	BB	SO	WP	HP	IP	IBB	SH	SF	2B	3B	HR	AB	BF	FO	GO	NP
IKEDA Hiroki W,2-0	7.0	5	1	1	2	11	1	0	0	0	0	0	0	0	1	26	28	3	7	108

Umpires: HP-Mark Porteous (NZL), 1B-William LOPEZ (PUR), 2B-Michal ŽIDEK (CZE), 3B-Jason Carter (AUS)
 Scorers: Linda STEIJGER (NED), Tiffée CAI (TPE), Miyoko Yagi (JPN)
 TC: Brooke PENFOLD (AUS), Cathy KERR (AUS)
 Start: 13:10 Time: 2:07 Attendance: 0 Weather: Cloudy-30°C

GAME SUMMARY - RESULTADO DEL JUEGO 16 (PLAY-OFFS)



VENEZUELA - USA



United States of America 7, Venezuela 0 - Composite Box Score
Aug 09, 2025 at Chengdu (CHN) (Xindu Better City Softball Arena Field 2)

```
-----
Venezuela.....000 000 - 0 1 0
United States of America..042 001 - 7 9 0
-----
```

Venezuela 0

PLAYER	AB	R	H	BI	2B	3B	HR	BB	SB	CS	HP	SH	SF	SO	IBB	KL	GDP	PO	A	E
ADAMES Angel 2b	3	0	0	0	0	0	0	0	0	0	0	0	0	0	0	0	0	0	1	0
DORANTES Jose rf/c	3	0	0	0	0	0	0	0	0	0	0	0	0	1	0	0	0	4	0	0
SEQUERA Rogelio 3b	1	0	0	0	0	0	0	2	0	0	0	0	0	1	0	0	0	0	0	0
HERRERA Engelbert cf	3	0	0	0	0	0	0	0	0	0	0	0	0	3	0	2	0	1	0	0
DIAZ Erwin 1b	3	0	1	0	0	0	0	0	0	0	0	0	0	1	0	0	0	4	0	0
RAMIREZ Edruin pr	0	0	0	0	0	0	0	0	0	0	0	0	0	0	0	0	0	0	0	0
RODRIGUEZ Kleiver dp	2	0	0	0	0	0	0	0	0	0	0	0	0	2	0	0	0	0	0	0
FLORES Pedro ss	2	0	0	0	0	0	0	0	0	0	0	0	0	2	0	1	0	0	0	0
FLORES Rafael c	1	0	0	0	0	0	0	1	0	0	0	0	0	0	0	0	0	7	0	0
AGUILAR Alfredo pr/rf	0	0	0	0	0	0	0	0	0	0	0	0	0	0	0	0	0	0	0	0
BENITEZ Franklin lf	1	0	0	0	0	0	0	1	0	0	0	0	0	0	0	0	0	1	0	0
TOYO Eudomar p	0	0	0	0	0	0	0	0	0	0	0	0	0	0	0	0	0	0	0	0
COLOMBO PEREZ Luis M p	0	0	0	0	0	0	0	0	0	0	0	0	0	0	0	0	0	0	0	0
Totals	19	0	1	0	0	0	0	4	0	0	0	0	0	10	0	3	0	17	1	0

United States of America 7

PLAYER	AB	R	H	BI	2B	3B	HR	BB	SB	CS	HP	SH	SF	SO	IBB	KL	GDP	PO	A	E
LEWIS Jeffrey Michae dp	4	0	1	0	0	0	0	0	0	0	0	0	0	2	0	0	0	0	0	0
MILHEIM Blaine Rober 3b	3	0	1	1	0	0	0	1	0	0	0	0	0	1	0	0	0	1	2	0
OCHOA Erick 1b	2	0	1	1	0	0	0	1	0	0	1	0	0	1	0	0	0	5	0	0
LYNCH Jonathan Micha lf	2	0	0	0	0	0	0	1	0	0	0	0	0	1	0	0	0	2	0	0
JOHNSON Tyler James rf	3	1	1	0	0	0	0	0	0	0	0	0	0	1	0	0	0	0	0	0
DAVIS JR Yusef Latee cf	3	2	2	1	1	0	0	0	0	0	0	0	0	0	0	0	0	0	0	0
MULLINS Nicholas Rya c	2	1	0	0	0	0	0	1	0	0	0	0	0	1	0	0	0	10	0	0
DUCHARME Braden John 2b	3	2	2	1	1	0	0	0	0	0	0	0	0	1	0	1	0	0	1	0
SHAW Zachary ss	3	1	1	2	0	0	0	1	0	0	0	0	0	2	0	0	0	0	1	0
DIAZ Marco p	0	0	0	0	0	0	0	0	0	0	0	0	0	0	0	0	0	0	1	0
Totals	25	7	9	6	2	0	0	4	1	0	1	0	0	10	0	1	0	18	5	0

Venezuela	IP	H	R	ER	BB	SO	WP	HP	IP	IBB	SH	SF	2B	3B	HR	AB	BF	FO	GO	NP
TOYO Eudomar L,0-2	2.0	6	6	6	2	3	0	1	0	0	0	0	2	0	0	12	15	1	2	61
COLOMBO PEREZ Luis M	3.2	3	1	1	2	7	1	0	0	0	0	0	0	0	0	13	15	2	1	78

United States of America	IP	H	R	ER	BB	SO	WP	HP	IP	IBB	SH	SF	2B	3B	HR	AB	BF	FO	GO	NP
DIAZ Marco W,2-0	6.0	1	0	0	4	10	2	0	0	0	0	0	0	0	0	19	23	3	5	96

Umpires: HP-Geneviève GAUDREAU (CAN), 1B-Anthony KAIARUNA (NZL), 2B-Miki YABE (JPN), 3B-Takashi HASHIMOTO (JPN)

Scorers: Akane TOKUI (JPN), Fuka NAKAMURA (JPN), Min XUE (CHN)

TC: Giovanni SANNA (ITA), Shuro TSUKIOKA (JPN)

Start: 12:30 Time: 2:05 Attendance: 0 Weather: Overcast - 29°C

GAME SUMMARY - RESULTADO DEL JUEGO 17

(PLAY-OFFS)



CZECHIA - ARGENTINA



Argentina 3, Czechia 0 - Composite Box Score
 Aug 09, 2025 at Chengdu (CHN) (Xindu Better City Softball Arena Field 1)

```
-----
Czechia.....000 000 0   - 0  3  1
Argentina.....120 000 (X) - 3  7  0
-----
```

Czechia 0

PLAYER	AB	R	H	BI	2B	3B	HR	BB	SB	CS	HP	SH	SF	SO	IBB	KL	GDP	PO	A	E
MAGULA Martin 2b	3	0	1	0	1	0	0	0	0	0	0	0	0	0	0	0	0	2	1	1
JALUSKA David dp	2	0	0	0	0	0	0	1	0	0	0	0	0	0	0	0	0	0	0	0
KLAS MikulaS lf	3	0	1	0	0	0	0	0	0	0	0	0	0	2	0	0	0	4	0	0
HARRIS George cf	3	0	0	0	0	0	0	0	0	0	0	0	0	0	0	0	1	3	0	0
KLEIN TomaS 1b	3	0	1	0	0	0	0	0	0	0	0	0	0	1	0	0	0	6	0	0
LUSAK Adam rf	3	0	0	0	0	0	0	0	0	0	0	0	0	2	0	1	0	0	0	0
RYSAVY MatSjc	2	0	0	0	0	0	0	0	0	0	0	0	0	2	0	0	0	2	1	0
KUSIREK Filip ss	2	0	0	0	0	0	0	0	0	0	0	0	0	2	0	0	0	1	2	0
VASISEK Jakub 3b	2	0	0	0	0	0	0	0	0	0	0	0	0	1	0	0	0	0	1	0
HAJNY JonaS p	0	0	0	0	0	0	0	0	0	0	0	0	0	0	0	0	0	0	1	0
Totals	23	0	3	0	1	0	0	1	0	0	0	0	0	10	0	1	1	18	6	1

Argentina 3

PLAYER	AB	R	H	BI	2B	3B	HR	BB	SB	CS	HP	SH	SF	SO	IBB	KL	GDP	PO	A	E
MALARCZUK Ladislao ss	3	1	2	2	0	0	1	0	0	0	0	0	0	0	0	0	0	1	3	0
LUNA Khalil ss	1	0	1	0	0	0	0	0	0	0	0	0	0	0	0	0	0	0	1	0
MIGLIAVACCA Teo lf	4	0	0	0	0	0	0	0	0	0	0	0	0	1	0	1	0	0	0	0
PEKER Alan cf	3	0	0	0	0	0	0	0	0	0	0	0	0	1	0	0	0	1	0	0
ZARA Juan c	3	0	0	0	0	0	0	0	0	0	0	0	0	0	0	0	0	10	0	0
GODOY Manuel 1b	2	1	2	0	1	0	0	1	0	0	0	0	0	0	0	0	0	6	0	0
EDER Federico 2b	1	1	1	0	0	0	0	2	0	0	0	0	0	0	0	0	0	2	2	0
OJEDA Gonzalo 3b	2	0	0	0	0	0	0	0	0	0	0	1	0	0	0	0	0	0	0	0
RETAMAR Lucio rf	3	0	0	0	0	0	0	0	0	0	0	0	0	1	0	0	0	0	0	0
BIONDI Luciano dp	3	0	1	1	0	0	0	0	0	0	0	0	0	0	0	0	0	0	0	0
MIGLIAVACCA Pablo p	0	0	0	0	0	0	0	0	0	0	0	0	0	0	0	0	0	1	2	0
Totals	25	3	7	3	1	0	1	3	0	0	0	1	0	3	0	1	0	21	8	0

Czechia	IP	H	R	ER	BB	SO	WP	HP	IP	IBB	SH	SF	2B	3B	HR	AB	BF	FO	GO	NP
HAJNY JonaS L,0-1	6.0	7	3	3	3	3	2	0	0	0	1	0	1	0	1	25	29	9	6	113

Argentina	IP	H	R	ER	BB	SO	WP	HP	IP	IBB	SH	SF	2B	3B	HR	AB	BF	FO	GO	NP
MIGLIAVACCA Pablo W,2-1	7.0	3	0	0	1	10	0	0	0	0	0	0	1	0	0	23	24	3	7	82

Umpires: HP-Galip Sönmez (GER), 1B-Mark Porteous (NZL), 3B-William LOPEZ (PUR)
 Scorers: Miyoko Yagi (JPN), Linda STEIJGER (NED), Tiffée CAI (TPE)
 TC: Xin XIE (CHN), Brooke PENFOLD (AUS)
 Start: 15:51 Time: 1:47 Attendance: 0 Weather: Cloudy 29°C

GAME SUMMARY - RESULTADO DEL JUEGO 18

(PLAY-OFFS)



SINGAPORE - AUSTRALIA



Australia 12, Singapore 5 - Composite Box Score
 Aug 09, 2025 at Chengdu (CHN) (Xindu Better City Softball Arena Field 2)

 Singapore.....203 00 - 5 5 2
 Australia.....300 18 - 12 11 0

Singapore 5

PLAYER	AB	R	H	BI	2B	3B	HR	BB	SB	CS	HP	SH	SF	SO	IBB	KL	GDP	PO	A	E
BIN MOHAMMAD NOORHAM 3b/opo/p	3	0	0	0	0	0	0	0	0	0	0	0	0	1	0	0	0	0	4	0
LOW Zu Ray 1b	2	1	1	0	0	1	0	1	0	0	0	0	0	0	0	0	0	5	1	0
TAN Joshua Ri Ming dp/3b	1	2	0	0	0	0	0	2	0	0	0	0	0	1	0	1	0	0	0	0
SEAH Schuyler Jia Le rf	2	1	1	2	1	0	0	1	0	0	0	0	0	0	0	0	0	1	0	0
TAN Ding Quan, Ivan ss	2	0	1	1	0	0	0	0	0	0	1	0	0	1	0	0	0	1	1	1
HAN Dominic cf	2	1	0	0	0	0	0	1	0	0	0	0	0	0	0	0	1	1	0	0
OH Zachar c	3	0	1	2	1	0	0	0	0	0	0	0	0	1	0	1	0	4	0	0
LIM Malcolm Rhys Jia 2b	2	0	1	0	0	0	0	1	0	0	0	0	0	1	0	1	0	1	0	1
CHOW Rui Yan lf	2	0	0	0	0	0	0	0	0	0	0	0	0	1	0	0	0	1	0	0
CHEW Marcus p	0	0	0	0	0	0	0	0	0	0	0	0	0	0	0	0	0	0	0	0
Totals	19	5	5	5	2	1	0	6	0	0	1	0	0	6	0	3	1	14	6	2

Australia 12

PLAYER	AB	R	H	BI	2B	3B	HR	BB	SB	CS	HP	SH	SF	SO	IBB	KL	GDP	PO	A	E
BEASHEL Callum rf	3	3	1	0	0	0	0	1	1	0	0	0	0	0	0	0	0	0	0	0
O'BYRNE Brendon 2b	2	1	1	3	0	0	1	0	1	0	1	1	0	0	0	0	0	2	1	0
MATTHEWS Hayden cf	3	2	2	1	1	0	0	0	0	0	1	0	0	1	0	0	0	0	0	0
JAMES Riley 3b	2	1	1	1	0	0	0	1	1	0	0	0	1	1	0	0	0	0	1	0
KING Ryan lf	4	1	3	4	0	1	1	0	0	0	0	0	0	0	0	0	0	0	0	0
DOBE Haydan c	1	0	0	0	0	0	0	1	1	0	0	0	0	0	0	0	0	1	0	0
SCARAMELLA Joseph La c	2	2	1	0	0	0	0	0	0	0	0	0	0	0	0	0	0	5	0	0
GOFFER Ashlee dp/p	1	0	0	0	0	0	0	1	0	0	0	0	0	1	0	1	0	0	2	0
GARLAND Jeremy p	1	0	0	0	0	0	0	0	0	0	0	0	0	0	0	0	0	0	1	0
WICKHAM Matt 1b	3	1	1	1	0	0	0	0	0	0	0	0	0	1	0	0	0	5	0	0
MOLANDER Kynan ss	3	1	1	0	0	0	0	0	0	0	0	0	0	0	0	0	0	2	2	0
GARLAND Jeremy p	0	0	0	0	0	0	0	0	0	0	0	0	0	0	0	0	0	0	0	0
Totals	25	12	11	10	1	1	2	4	4	0	2	1	1	4	0	1	0	15	7	0

Singapore	IP	H	R	ER	BB	SO	WP	HP	IP	IBB	SH	SF	2B	3B	HR	AB	BF	FO	GO	NP
CHEW Marcus L,0-2	4.1	6	6	5	4	3	2	2	0	0	1	1	1	1	0	18	26	4	6	86
BIN MOHAMMAD NOORHAM	0.1	5	6	5	0	1	3	0	0	0	0	0	0	0	2	7	7	0	1	32

Australia	IP	H	R	ER	BB	SO	WP	HP	IP	IBB	SH	SF	2B	3B	HR	AB	BF	FO	GO	NP
GARLAND Jeremy W,1-1	2.0	1	0	0	1	5	1	0	0	0	0	0	0	1	0	7	8	0	1	40
GOFFER Ashlee	3.0	4	5	5	5	1	1	1	0	0	0	0	2	0	0	12	18	1	6	71

Umpires: HP-Tao CHENG (CHN), 1B-Geneviève GAUDREAU (CAN), 3B-Anthony KAIARUNA (NZL)
 Scorers: Fuka NAKAMURA (JPN), Min XUE (CHN), Akane TOKUI (JPN)
 TC: Susan ZHANG (CHN), Giovanni SANNA (ITA)
 Start: 15:12 Time: 2:03 Attendance: 0 Weather:

INDIVIDUAL LEADERS SUMMARY RESUMEN DE LIDERES INDIVIDUALES

(INCLUDING GAMES 1-12 – INCLUYENDO JUEGOS DEL 1 AL 12)

BATTING LEADERS – LIDERES OFENSIVOS

BATTING AVERAGE (min 2.1 PA/G)

1.	DAMON JAMES Tyler, USA	.667
-	MCKAY Mitchell Ale, CAN	.667
3.	OCHOA Erick, USA	.625
4.	BIN MOHAMMAD NOORH, SGP	.600
-	JOHNSON Tyler Jame, USA	.600
-	ZARA Juan Cruz, ARG	.600
7.	LYNCH Jonathan Mic, USA	.571
-	MASAKI Kaito, JPN	.571
-	YASUMI Kotaro, JPN	.571
10.	2 Tied at	.857

RUNS

1.	MALARCZUK Juan Lad, ARG	6
2.	BIN MOHAMMAD NOORH, SGP	5
-	DAMON JAMES Tyler, USA	5
-	LOW Zu Ray, SGP	5
-	MILHEIM Blaine Rob, USA	5
-	SATO Koki, JPN	5
7.	5 Tied at	4
8.	5 Tied at	4

DOUBLES

1.	BIN MOHAMMAD NOORH, SGP	2
-	LOW Zu Ray, SGP	2
-	SEBASTIAN Ty Chris, CAN	2
4.	19 Tied at	1
-	OKAWA Ryuji, JPN	1
-	SHAW Zachary Nicho, USA	1
-	YASUMI Kotaro, JPN	1

TOTAL BASES

1.	MALARCZUK Juan Lad, ARG	14
2.	BIN MOHAMMAD NOORH, SGP	11
3.	HERRERA FALCON Eng, VEN	10
-	TAN Joshua Ri Ming, SGP	10
5.	MILHEIM Blaine Rob, USA	9
-	SEBASTIAN Ty Chris, CAN	9
7.	OCHOA Erick, USA	8
8.	4 Tied at	7

SACRIFICE HITS

1.	FLORES COVA Pedro, VEN	1
-	FOO Say Kian, SGP	1
-	JALUSKA David, CZE	1
-	KUROIWA Seii, JPN	1
-	MAJOR Maxwell Vict, CAN	1
-	MCKAY Mitchell Ale, CAN	1
-	OJEDA Gonzalo Augu, ARG	1
-	OLHEISER Federico, ARG	1

PLATE APPEARANCES

1.	FOO Say Kian, SGP	12
-	HAMAMOTO Tei, JPN	12
-	LOW Zu Ray, SGP	12
-	MIGLIAVACCA SKLADN, ARG	12
-	MORITA Yusuke, JPN	12
-	SATO Koki, JPN	12
7.	12 Tied at	11

STRIKEOUTS

1.	RODRIGUEZ BARRETO, VEN	7
2.	GODOY Manuel Ignac, ARG	6
3.	MAGULA Martin, CZE	5
-	TAN Ding Quan, Iva, SGP	5
5.	9 Tied at	4
-	TAN Joshua Ri Ming, SGP	1
-	TUREK Martin, CZE	1

SLUGGING PCT (min 2.1 PA/G)

1.	MALARCZUK Juan Lad, ARG	1.556
2.	TAN Joshua Ri Ming, SGP	1.250
3.	JOHNSON Tyler Jame, USA	1.200
4.	BIN MOHAMMAD NOORH, SGP	1.100
5.	HERRERA FALCON Eng, VEN	1.000
-	LYNCH Jonathan Mic, USA	1.000
-	OCHOA Erick, USA	1.000
-	SEBASTIAN Ty Chris, CAN	1.000
9.	MILHEIM Blaine Rob, USA	.900

HITS

1.	BIN MOHAMMAD NOORH, SGP	6
2.	MALARCZUK Juan Lad, ARG	5
-	MILHEIM Blaine Rob, USA	5
-	MORITA Yusuke, JPN	5
-	OCHOA Erick, USA	5
6.	11 Tied at	4

TRIPLES

1.	HAMAMOTO Tei, JPN	1
-	JALUSKA David, CZE	1
-	KIMLINGER Frank Ma, USA	1
-	MALARCZUK Juan Lad, ARG	1

WALKS

1.	LEWIS Jeffrey Mich, USA	5
2.	DAMON JAMES Tyler, USA	4
-	MIGLIAVACCA SKLADN, ARG	4
4.	DUCHARME Brennan M, USA	3
-	HAMAMOTO Tei, JPN	3
-	SEAH Schuyler Jia, SGP	3
-	ZARA Juan Cruz, ARG	3
8.	16 Tied at	2

SACRIFICE FLY

1.	JOHNSON Tyler Jame, USA	1
-	MASAKI Kaito, JPN	1
-	OKAWA Ryuji, JPN	1

AT BATS

1.	ADAMES VELAZQUEZ A, VEN	11
-	MORITA Yusuke, JPN	11
3.	7 Tied at	10

STRIKEOUTS LOOKING

1.	RODRIGUEZ BARRETO, VEN	6
2.	HARRIS George Alex, CZE	2
-	MATTHEWS Hayden An, AUS	2
-	TAN Ding Quan, Iva, SGP	2
5.	17 Tied at	1

ON BASE PCT (min 2.1 PA/G)

1.	DAMON JAMES Tyler, USA	.857
2.	ZARA Juan Cruz, ARG	.800
3.	MCKAY Mitchell Ale, CAN	.667
-	OCHOA Erick, USA	.667
5.	BIN MOHAMMAD NOORH, SGP	.636
-	LEWIS Jeffrey Mich, USA	.636
-	MALARCZUK Juan Lad, ARG	.636
8.	2 Tied at	.625

RBI

1.	BIN MOHAMMAD NOORH, SGP	6
-	EZEKIEL Bradley Jo, CAN	6
3.	HERRERA FALCON Eng, VEN	5
-	JOHNSON Tyler Jame, USA	5
-	LYNCH Jonathan Mic, USA	5
-	MALARCZUK Juan Lad, ARG	5
-	MIGLIAVACCA SKLADN, ARG	5

HOMERUNS

1.	HERRERA FALCON Eng, VEN	2
-	MALARCZUK Juan Lad, ARG	2
-	TAN Joshua Ri Ming, SGP	2
4.	17 Tied at	1

HIT BY PITCH

1.	GODOY Manuel Ignac, ARG	2
-	ZARA Juan Cruz, ARG	2
3.	10 Tied at	1

STOLEN BASES

1.	MATTHEWS Hayden An, AUS	2
-	SHAW Zachary Nicho, USA	2
-	YASUMI Kotaro, JPN	2
4.	13 Tied at	1

CAUGHT STEALING

1.	MALARCZUK Juan Lad, ARG	1
-	MIGLIAVACCA SKLADN, ARG	1
-	ZARA Juan Cruz, ARG	1

GDP

1.	BEASHEL Callum Pau, AUS	1
-	DOBE Hayden Jay, AUS	1
-	EZEKIEL Kyle Micha, CAN	1
-	MASAKI Kaito, JPN	1
-	SEBASTIAN Ty Chris, CAN	1

INDIVIDUAL LEADERS SUMMARY RESUMEN DE LIDERES INDIVIDUALES

(INCLUDING GAMES 1-12 – INCLUYENDO JUEGOS DEL 1 AL 12)

PITCHING LEADERS – LIDERES EN PITCHEO

EARNED RUN AVG (min 2.3 IP/G)

1.	GODOY HERBEL Roman, ARG	0.00
2.	DIAZ MORENO Marco, USA	2.00
-	PIMENTEL SIVIRA Ma, VEN	2.00
4.	IKEDA Hiroki, JPN	2.80
5.	SEBASTIAN Ty Chris, CAN	3.82
6.	HOLBRADEK Michal, CZE	4.38
7.	MATA CARABAJAL Hue, ARG	4.67
8.	CLEARY Sean, CAN	5.25
9.	TAN Tai Jin, Jeron, SGP	6.68

STRIKEOUTS

1.	CLEARY Sean, CAN	14
2.	IKEDA Hiroki, JPN	12
3.	GODOY HERBEL Roman, ARG	11
4.	COLOMBO PEREZ Luis, VEN	10
-	DIAZ MORENO Marco, USA	10
-	PIMENTEL SIVIRA Ma, VEN	10
-	TAN Tai Jin, Jeron, SGP	10
8.	2 Tied at	9

GAMES

1.	HENG Fu Xun Raynar, SGP	3
-	HOLBRADEK Michal, CZE	3
-	IKEDA Hiroki, JPN	3
-	TAN Tai Jin, Jeron, SGP	3
5.	13 Tied at	2
-	IKEDA Hiroki, JPN	1
-	MATA CARABAJAL Hue, ARG	1
-	PIMENTEL SIVIRA Ma, VEN	1

SHUTOUTS

GODOY HERBEL Roman, ARG	1	
2.	GOFFER Ashlee Liam, AUS	1
-	HOLBRADEK Michal, CZE	1
-	IKEDA Hiroki, JPN	1
-	ONODERA Shota, JPN	1
-	SEBASTIAN Ty Chris, CAN	1
-	TAN Tai Jin, Jeron, SGP	1

LOSSES

1.	HOLBRADEK Michal, CZE	2
2.	10 Tied at	1
3.	CLEARY Sean, CAN	3
-	PIMENTEL SIVIRA Ma, VEN	3
-	TAN Tai Jin, Jeron, SGP	3
6.	4 Tied at	2

INTENTIONAL WALKS

1.	PIMENTEL SIVIRA Ma, VEN	1
-	TOYO LOPEZ Eudomar, VEN	1
3.	BECKETT Mathew Joh, AUS	12
-	HENG Fu Xun Raynar, SGP	12
5.	GOFFER Ashlee Liam, AUS	11
6.	CHEW Marcus Shi Ph, SGP	10
7.	MATA CARABAJAL Hue, ARG	8
-	TAN Tai Jin, Jeron, SGP	8
9.	5 Tied at	7

EARNED RUNS (min 2.3 IP/G)

1.	GODOY HERBEL Roman, ARG	0
2.	DIAZ MORENO Marco, USA	2
-	PIMENTEL SIVIRA Ma, VEN	2
4.	IKEDA Hiroki, JPN	4
-	SEBASTIAN Ty Chris, CAN	4
6.	HOLBRADEK Michal, CZE	5
7.	CLEARY Sean, CAN	6
-	MATA CARABAJAL Hue, ARG	6
9.	TAN Tai Jin, Jeron, SGP	7
10.	2 Tied at	8

OPPOSING AVG (min 2.3 IP/G)

1.	GODOY HERBEL Roman, ARG	.100
2.	HOLBRADEK Michal, CZE	.207
3.	PIMENTEL SIVIRA Ma, VEN	.208
4.	DIAZ MORENO Marco, USA	.214
5.	MATA CARABAJAL Hue, ARG	.222
6.	CLEARY Sean, CAN	.233
7.	TAN Tai Jin, Jeron, SGP	.242
8.	SEBASTIAN Ty Chris, CAN	.250
9.	HENG Fu Xun Raynar, SGP	.324

WINS

1.	11 Tied at	1
----	------------	---

GAMES STARTED

1.	HENG Fu Xun Raynar, SGP	2
-	HOLBRADEK Michal, CZE	2
-	IKEDA Hiroki, JPN	2
-	MATA CARABAJAL Hue, ARG	2
5.	16 Tied at	1

SACRIFICE HITS AGAINST

1.	GODOY HERBEL Roman, ARG	2
-	GODOY HERBEL Roman, ARG	1
-	KUBAT LukaS, CZE	1

WILD PITCHES

1.	KUBAT LukaS, CZE	6
2.	HENG Fu Xun Raynar, SGP	4
-	HOLBRADEK Michal, CZE	2
4.	8 Tied at	1

HITS ALLOWED

1.	IKEDA Hiroki, JPN	15
2.	KUBAT LukaS, CZE	14
3.	GARLAND Jeremy Dav, AUS	11
-	GOFFER Ashlee Liam, AUS	11
5.	CHEW Marcus Shi Ph, SGP	10
6.	TAN Tai Jin, Jeron, SGP	9
7.	BECKETT Mathew Joh, AUS	8
8.	4 Tied at	6

WALKS ALLOWED (min 2.3 IP/G)

1.	DIAZ MORENO Marco, USA	1
-	GODOY HERBEL Roman, ARG	1
3.	MATA CARABAJAL Hue, ARG	2
4.	PIMENTEL SIVIRA Ma, VEN	3
5.	SEBASTIAN Ty Chris, CAN	4
6.	CLEARY Sean, CAN	5
-	IKEDA Hiroki, JPN	5
8.	HOLBRADEK Michal, CZE	6
9.	HENG Fu Xun Raynar, SGP	7

INNINGS PITCHED

1.	IKEDA Hiroki, JPN	10.0
2.	MATA CARABAJAL Hue, ARG	9.0
3.	CLEARY Sean, CAN	8.0
-	HENG Fu Xun Raynar, SGP	8.0
-	HOLBRADEK Michal, CZE	8.0
6.	SEBASTIAN Ty Chris, CAN	7.1
-	TAN Tai Jin, Jeron, SGP	7.1
8.	4 Tied at	7.0

SAVES

KILPATRICK Bradley, USA	1
-------------------------	---

COMPLETE GAMES

1.	CLEARY Sean, CAN	1
-	COLOMBO PEREZ Luis, VEN	1
-	DIAZ MORENO Marco, USA	1
-	GIBBONS Cody James, USA	1
-	GODOY HERBEL Roman, ARG	1

SACRIFICE FLIES AGAINST

1.	CLEARY Sean, CAN	1
----	------------------	---

HIT BY PITCH

1.	GIBBONS Cody James, USA	2
-	HAJNY JonaS, CZE	2

RUNS ALLOWED

1.	KUBAT LukaS, CZE	16
2.	HENG Fu Xun Raynar, SGP	13

INDIVIDUAL LEADERS SUMMARY RESUMEN DE LIDERES INDIVIDUALES

(INCLUDING GAMES 1-12 – INCLUYENDO JUEGOS DEL 1 AL 12)

FIELDING LEADERS – LIDERES DEFENSIVOS

Fielding Leaders

PUTOUTS

1.	HYDE Derek Paul, CAN	27
2.	DIAZ CHIRINOS Erwi, VEN	25
3.	FLORES SANCHEZ Raf, VEN	23
4.	KATAOKA Taiyo, JPN	22
-	ZARA Juan Cruz, ARG	22
6.	CHEOH Shun Kai, SGP	21
7.	WICKHAM Matthew Le, AUS	20
8.	TORIYAMA Kazuya, JPN	14
9.	RYSAVY MatSj, CZE	13
10.	2 Tied at	12

ASSISTS

1.	MALARCZUK Juan Lad, ARG	9
2.	FLORES COVA Pedro, VEN	8
3.	ADAMES VELAZQUEZ A, VEN	7
-	DUCHARME Braden Jo, USA	7
-	O'BYRNE Brendon Th, AUS	7
6.	LIM Malcolm Rhys J, SGP	6
-	MAGULA Martin, CZE	6
-	MASAKI Kaito, JPN	6
9.	MILHEIM Blaine Rob, USA	5
10.	8 Tied at	4

ERRORS

1.	LIM Malcolm Rhys J, SGP	4
2.	JALUSKA David, CZE	2
3.	17 Tied at	1

CAUGHT STEALING

1.	FLORES SANCHEZ Raf, VEN	2
	KATAOKA Taiyo, JPN	1

TEAM'S STATS RANKING ESTADÍSTICAS POR EQUIPO

(INCLUDING GAMES 1-12 – INCLUYENDO JUEGOS DEL 1 AL 12)

BATTING – BATEO

TEAM	AVG	G	AB	R	H	2B	3B	HR	RBI	TB	SLG%	BB	HP	SO	GDP	OB%	SF	SH	SB-ATT
United States	.414	3	70	35	29	2	2	5	29	50	.714	19	0	13	0	.533	1	0	4-4
Japan	.355	3	76	25	27	3	3	2	21	42	.553	12	2	14	1	.446	2	1	6-6
Canada	.343	3	73	23	25	4	0	3	20	38	.521	12	1	15	2	.442	0	2	2-2
Venezuela	.313	3	83	17	26	4	0	5	16	45	.542	7	0	20	0	.367	0	1	0-0
Singapore	.295	3	78	20	23	8	0	3	15	40	.513	14	1	28	1	.409	0	1	1-1
Australia	.290	3	69	14	20	2	0	1	12	25	.362	8	3	19	2	.388	0	0	5-5
Argentina	.275	3	69	14	19	2	1	3	14	32	.464	13	6	22	0	.432	0	2	1-4
Czechia	.132	3	53	3	7	0	1	1	2	12	.226	3	1	30	1	.193	0	1	0-0
TOTALS	.308	12	571	151	176	25	7	23	129	284	.497	88	14	161	7	.411	3	8	19-22

PITCHING – PITCHEO

TEAM	ERA	W-L	SV	IP	GS	CG	SHO	H	R	ER	BB	SO	2B	3B	HR	AB	B/Avg	WP	HP	IP	SHA	SFA
Japan	2.72	3-0	0	18.0	3	1	0	20	10	7	7	24	1	1	4	73	.274	2	1	0	2	0
Venezuela	3.05	2-1	0	18.1	3	2	0	18	13	8	9	22	2	2	1	70	.257	4	2	0	0	0
United States	3.50	2-0	1	14.0	3	2	0	18	8	7	1	15	3	0	1	59	.305	2	2	0	0	0
Argentina	3.75	1-2	0	18.2	3	2	1	14	10	10	4	22	1	0	3	67	.209	0	1	0	2	1
Canada	4.53	2-1	0	17.0	3	1	0	17	16	11	10	27	1	0	5	67	.254	4	1	0	1	1
Singapore	9.72	1-2	0	18.0	3	0	0	30	32	25	21	23	5	0	4	88	.341	9	1	0	1	0
Australia	11.20	0-3	0	15.0	3	0	0	32	35	24	20	10	7	2	2	76	.421	6	1	0	1	0
Czechia	11.20	0-3	0	15.0	3	0	0	27	26	24	15	18	5	2	3	71	.380	8	5	0	1	1
TOTALS	6.06	11-12	1	134.0	24	8	1	176	150	116	87	161	25	7	23	571	.308	35	14	0	8	3

DEFENSE – DEFENSA

TEAM	C	PO	A	E	DP	FLD%	CSB	SBA	SBA%	CI	PB
United States	61	42	18	1	2	.984	0	1	1.000	0	0
Japan	73	54	15	4	0	.945	1	0	.000	0	0
Canada	65	51	11	3	0	.954	0	3	1.000	0	2
Venezuela	86	55	30	1	1	.988	2	3	.600	0	0
Singapore	73	54	15	4	1	.945	0	6	1.000	0	2
Australia	66	45	17	4	4	.939	0	2	1.000	0	2
Argentina	79	56	21	2	1	.975	0	1	1.000	0	0
Czechia	67	45	18	4	0	.940	0	3	1.000	0	1
TOTALS	570	402	145	23	9	.960	3	19	.864	0	7

TEAM'S STATS – ESTADÍSTICAS DE EQUIPO

(INCLUDING GAMES 1-12 – INCLUYENDO JUEGOS DEL 1 AL 12)

ARGENTINA

ARG

Overall Statistics for Argentina (as of Aug 08, 2025)
(All Games, Sorted by Batting Avg)

Record: Tournament: 1-2 / Opening Round: 1-2 / PLAY-OFFS: 0-0

#	PLAYER	AVG	GP-GS	AB	R	H	2B	3B	HR	RBI	TB	SLG%	BB	HP	SO	GDP	OB%	SF	SH	SB-ATT
6	ZARA Juan Cruz	.600	3-3	5	1	3	0	0	0	2	3	.600	3	2	0	0	.800	0	0	0-1
24	MALARCZUK Juan Lad	.556	3-3	9	6	5	1	1	2	5	14	1.556	2	0	1	0	.636	0	0	1-2
9	MIGLIAVACCA SKLADN	.375	3-3	8	3	3	0	0	1	5	6	.750	4	0	2	0	.583	0	0	0-1
59	PEKER Alan Javier	.333	3-3	9	1	3	1	0	0	0	4	.444	1	0	2	0	.400	0	0	0-0
19	OJEDA Gonzalo Augu	.333	2-2	3	2	1	0	0	0	0	1	.333	0	1	0	0	.500	0	1	0-0
11	EDER Federico Alej	.250	3-3	8	0	2	0	0	0	1	2	.250	1	0	1	0	.333	0	0	0-0
34	BIONDI TERUEL Luci	.200	2-2	5	0	1	0	0	0	0	1	.200	0	0	3	0	.200	0	0	0-0
12	RETAMAR Lucio Gabr	.167	3-2	6	1	1	0	0	0	0	1	.167	1	0	1	0	.286	0	0	0-0
27	GODOY Manuel Ignac	.000	3-2	6	0	0	0	0	0	1	0	.000	0	2	6	0	.250	0	0	0-0
95	LUNA Khalil	.000	2-2	5	0	0	0	0	0	0	0	.000	1	0	4	0	.167	0	0	0-0
8	OLHEISER Federico	.000	3-2	4	0	0	0	0	0	0	0	.000	0	1	1	0	.200	0	1	0-0
42	SCIALACOMO Gian Ma	.000	3-0	1	0	0	0	0	0	0	0	.000	0	0	1	0	.000	0	0	0-0
Totals		.275		69	14	19	2	1	3	14	32	.464	13	6	22	0	.432	0	2	1-4
Opponents		.209		67	10	14	1	0	3	9	24	.358	4	1	22	1	.260	1	2	1-1

(All Games, Sorted by Earned Run Avg)

#	PLAYER	ERA	W-L	SV	IP	G	GS	CG	SHO	H	R	ER	BB	SO	2B	3B	HR	AB	B/Avg	WP	HP	IP	SHA	SFA
70	GODOY HERBEL Roman	0.00	1-0	0	7.0	2	1	1	1	2	0	0	1	11	0	0	0	20	.100	0	0	0	2	1
4	MATA CARABAJAL Hue	4.67	0-1	0	9.0	2	2	1	0	8	6	6	2	9	1	0	3	36	.222	0	1	0	0	0
77	MIGLIAVACCA SKLADN	10.50	0-1	0	2.2	1	0	0	0	4	4	4	1	2	0	0	0	11	.364	0	0	0	0	0
Totals		3.75	1-2	0	18.2	3	3	2	1	14	10	10	4	22	1	0	3	67	.209	0	1	0	2	1
Opponents		5.06	2-1	0	18.0	3	3	1	0	19	14	13	13	22	2	1	3	69	.275	6	6	0	2	0

(All Games, Sorted by Fielding Pct)

#	PLAYER	C	PO	A	E	DP	FLD%	CSB	SBA	SBA%	CI	PB
6	ZARA Juan Cruz	23	22	1	0	0	1.000	0	1	1.000	0	0
27	GODOY Manuel Ignac	11	11	0	0	0	1.000	0	0	0	0	0
24	MALARCZUK Juan Lad	9	0	9	0	0	1.000	0	0	0	0	0
8	OLHEISER Federico	8	8	0	0	1	1.000	0	0	0	0	0
95	LUNA Khalil	6	3	3	0	1	1.000	0	0	0	0	0
19	OJEDA Gonzalo Augu	6	2	4	0	1	1.000	0	0	0	0	0
9	MIGLIAVACCA SKLADN	6	6	0	0	0	1.000	0	0	0	0	0
70	GODOY HERBEL Roman	2	0	2	0	0	1.000	0	0	0	0	0
4	MATA CARABAJAL Hue	2	0	2	0	0	1.000	0	0	0	0	0
59	PEKER Alan Javier	1	1	0	0	0	1.000	0	0	0	0	0
42	SCIALACOMO Gian Ma	1	1	0	0	0	1.000	0	0	0	0	0
11	EDER Federico Alej	3	2	0	1	0	.667	0	0	0	0	0
12	RETAMAR Lucio Gabr	1	0	0	1	0	.000	0	0	0	0	0
Totals		79	56	21	2	1	.975	0	1	1.000	0	0
Opponents		80	54	23	3	0	.963	3	1	.250	0	0

TEAM'S STATS – ESTADÍSTICAS DE EQUIPO

(INCLUDING GAMES 1-12 – INCLUYENDO JUEGOS DEL 1 AL 12)



AUSTRALIA

AUS

Overall Statistics for Australia (as of Aug 08, 2025)
(All Games, Sorted by Batting Avg)

Record: Tournament: 0-3 / Opening Round: 0-3 / PLAY-OFFS: 0-0

#	PLAYER	AVG	GP-GS	AB	R	H	2B	3B	HR	RBI	TB	SLG%	BB	HP	SO	GDP	OB%	SF	SH	SB-ATT
24	BYRNE Joel Scott	1.000	2-0	1	0	1	0	0	0	0	1	1.000	0	0	0	0	1.000	0	0	0-0
6	DOBE Haydan Jay	.750	3-1	4	3	3	1	0	0	3	4	1.000	1	0	0	1	.800	0	0	0-0
16	SCARAMELLA Joseph	.667	3-2	3	0	2	0	0	0	0	2	.667	0	0	1	0	.667	0	0	0-0
55	WICKHAM Matthew Le	.500	3-3	6	1	3	0	0	0	1	3	.500	2	0	1	0	.625	0	0	0-0
12	BEASHEL Callum Pau	.400	3-3	10	2	4	0	0	0	1	4	.400	0	1	1	1	.455	0	0	1-1
14	MATTHEWS Hayden An	.333	3-3	9	3	3	0	0	1	3	6	.667	1	0	4	0	.400	0	0	2-2
4	JAMES Riley Macken	.250	2-2	4	0	1	0	0	0	1	1	.250	0	0	2	0	.250	0	0	0-0
23	GOFFER Ashlee Liam	.167	3-2	6	2	1	0	0	0	0	1	.167	0	0	2	0	.167	0	0	1-1
66	KING Ryan Jacob	.143	3-3	7	1	1	1	0	0	2	2	.286	1	0	1	0	.250	0	0	0-0
7	O'BYRNE Brendon Th	.125	3-3	8	1	1	0	0	0	1	1	.125	1	1	2	0	.300	0	0	1-1
30	GARLAND Jeremy Dav	.000	3-2	1	0	0	0	0	0	0	0	.000	0	1	1	0	.500	0	0	0-0
5	HORT Lachlan Denni	.000	3-1	5	0	0	0	0	0	0	0	.000	0	0	3	0	.000	0	0	0-0
87	LYNCH Nathan Thoma	.000	2-1	3	1	0	0	0	0	0	0	.000	0	0	0	0	.000	0	0	0-0
22	MOLANDER Kynan Jay	.000	2-2	2	0	0	0	0	0	0	0	.000	2	0	1	0	.500	0	0	0-0
Totals		.290		69	14	20	2	0	1	12	25	.362	8	3	19	2	.388	0	0	5-5
Opponents		.421		76	35	32	7	2	2	30	49	.645	20	1	10	2	.546	0	1	2-2

(All Games, Sorted by Earned Run Avg)

#	PLAYER	ERA	W-L	SV	IP	G	GS	CG	SHO	H	R	ER	BB	SO	2B	3B	HR	AB	B/Avg	WP	HP	IP	SHA	SFA
23	GOFFER Ashlee Liam	7.41	0-1	0	5.2	2	1	0	0	11	11	6	6	4	2	1	2	27	.407	2	0	0	1	0
33	BECKETT Mathew Joh	8.00	0-1	0	7.0	2	1	0	0	12	8	8	8	6	1	1	0	31	.387	2	0	0	0	0
30	GARLAND Jeremy Dav	17.50	0-1	0	2.0	2	1	0	0	6	11	5	4	0	1	0	0	14	.429	1	1	0	0	0
24	BYRNE Joel Scott	105.00	0-0	0	0.1	1	0	0	0	3	5	5	2	0	3	0	0	4	.750	1	0	0	0	0
Totals		11.20	0-3	0	15.0	3	3	0	0	32	35	24	20	10	7	2	2	76	.421	6	1	0	1	0
Opponents		3.50	3-0	0	16.0	3	3	1	0	20	14	8	8	19	2	0	1	69	.290	2	3	0	0	0

(All Games, Sorted by Fielding Pct)

#	PLAYER	C	PO	A	E	DP	FLD%	CSB	SBA	SBA%	CI	PB
7	O'BYRNE Brendon Th	11	4	7	0	2	1.000	0	0	0	0	0
16	SCARAMELLA Joseph	7	7	0	0	0	1.000	0	0	0	0	1
6	DOBE Haydan Jay	4	3	1	0	0	1.000	0	2	1.000	0	1
5	HORT Lachlan Denni	3	1	2	0	1	1.000	0	0	0	0	0
66	KING Ryan Jacob	3	2	1	0	1	1.000	0	0	0	0	0
12	BEASHEL Callum Pau	2	1	1	0	1	1.000	0	0	0	0	0
22	MOLANDER Kynan Jay	2	2	0	0	0	1.000	0	0	0	0	0
14	MATTHEWS Hayden An	2	2	0	0	0	1.000	0	0	0	0	0
33	BECKETT Mathew Joh	1	1	0	0	0	1.000	0	0	0	0	0
87	LYNCH Nathan Thoma	1	1	0	0	0	1.000	0	0	0	0	0
55	WICKHAM Matthew Le	22	20	1	1	3	.955	0	0	0	0	0
4	JAMES Riley Macken	5	1	3	1	0	.800	0	0	0	0	0
23	GOFFER Ashlee Liam	2	0	1	1	0	.500	0	0	0	0	0
30	GARLAND Jeremy Dav	1	0	0	1	0	.000	0	0	0	0	0
Totals		66	45	17	4	4	.939	0	2	1.000	0	2
Opponents		69	48	18	3	2	.957	0	5	1.000	0	1

TEAM'S STATS – ESTADÍSTICAS DE EQUIPO

(INCLUDING GAMES 1-12 – INCLUYENDO JUEGOS DEL 1 AL 12)



Overall Statistics for Canada (as of Aug 08, 2025)
(All Games, Sorted by Batting Avg)

Record: Tournament: 2-1 / Opening Round: 2-1 / PLAY-OFFS: 0-0

#	PLAYER	AVG	GP-GS	AB	R	H	2B	3B	HR	RBI	TB	SLG%	BB	HP	SO	GDP	OB%	SF	SH	SB-ATT
19	MCKAY Mitchell Ale	.667	3-2	6	3	4	1	0	0	3	5	.833	0	0	1	0	.667	0	1	1-1
11	EZEKIEL Bradley Jo	.444	3-3	9	3	4	0	0	1	6	7	.778	2	0	0	0	.545	0	0	0-0
8	SEBASTIAN Ty Chris	.444	3-3	9	2	4	2	0	1	3	9	1.000	1	0	1	1	.500	0	0	0-0
7	HUNTER Blake	.400	3-3	10	0	4	1	0	0	2	5	.500	1	0	1	0	.455	0	0	0-0
55	HYDE Derek Paul	.400	3-3	5	4	2	0	0	0	1	2	.400	2	1	3	0	.625	0	0	0-0
20	POMEROY Jordan Wil	.333	3-3	9	3	3	0	0	0	1	3	.333	2	0	1	0	.455	0	0	0-0
4	WHITE Nicholas Ron	.222	3-3	9	3	2	0	0	0	1	2	.222	2	0	4	0	.364	0	0	1-1
97	LASKOWSKI Justin M	.200	2-2	5	2	1	0	0	0	0	1	.200	0	0	0	0	.200	0	0	0-0
1	MAJOR Maxwell Vict	.200	3-3	5	3	1	0	0	1	3	4	.800	1	0	2	0	.333	0	1	0-0
44	CLEARY Sean	.000	3-1	1	0	0	0	0	0	0	0	.000	0	0	0	0	.000	0	0	0-0
5	EZEKIEL Kyle Micha	.000	2-2	4	0	0	0	0	0	0	0	.000	1	0	1	1	.200	0	0	0-0
17	HUDSON Jordan Scot	.000	1-0	1	0	0	0	0	0	0	0	.000	0	0	1	0	.000	0	0	0-0
Totals		.342		73	23	25	4	0	3	20	38	.521	12	1	15	2	.442	0	2	2-2
Opponents		.254		67	16	17	1	0	5	12	33	.493	10	1	27	0	.354	1	1	3-3

(All Games, Sorted by Earned Run Avg)

#	PLAYER	ERA	W-L	SV	IP	G	GS	CG	SHO	H	R	ER	BB	SO	2B	3B	HR	AB	B/Avg	WP	HP	IP	SHA	SFA
41	SCHOFIELD Justin G	0.00	0-0	0	1.0	1	1	0	0	1	0	0	0	3	0	0	0	4	.250	0	0	0	0	0
8	SEBASTIAN Ty Chris	3.82	1-0	0	7.1	2	0	0	0	7	6	4	4	9	0	0	2	28	.250	0	0	0	1	0
44	CLEARY Sean	5.25	1-1	0	8.0	2	1	1	0	7	6	6	5	14	0	0	2	30	.233	3	0	0	0	1
57	RANDERSON Tyler Ja	10.50	0-0	0	0.2	1	1	0	0	2	4	1	1	1	1	0	1	5	.400	1	1	0	0	0
Totals		4.53	2-1	0	17.0	3	3	1	0	17	16	11	10	27	1	0	5	67	.254	4	1	0	1	1
Opponents		8.31	1-2	0	16.0	3	3	1	0	25	23	19	12	15	4	0	3	73	.342	5	1	0	2	0

(All Games, Sorted by Fielding Pct)

#	PLAYER	C	PO	A	E	DP	FLD%	CSB	SBA	SBA%	CI	PB
5	EZEKIEL Kyle Micha	9	8	1	0	0	1.000	0	0	0	0	0
4	WHITE Nicholas Ron	7	6	1	0	0	1.000	0	0	0	0	0
97	LASKOWSKI Justin M	4	3	1	0	0	1.000	0	0	0	0	0
7	HUNTER Blake	3	2	1	0	0	1.000	0	0	0	0	0
20	POMEROY Jordan Wil	2	2	0	0	0	1.000	0	0	0	0	0
44	CLEARY Sean	1	0	1	0	0	1.000	0	0	0	0	0
8	SEBASTIAN Ty Chris	1	0	1	0	0	1.000	0	0	0	0	0
55	HYDE Derek Paul	29	27	1	1	0	.966	0	3	1.000	0	2
19	MCKAY Mitchell Ale	5	2	2	1	0	.800	0	0	0	0	0
1	MAJOR Maxwell Vict	4	1	2	1	0	.750	0	0	0	0	0
Totals		65	51	11	3	0	.954	0	3	1.000	0	2
Opponents		69	48	17	4	3	.942	0	2	1.000	0	1

TEAM'S STATS – ESTADÍSTICAS DE EQUIPO

(INCLUDING GAMES 1-12 – INCLUYENDO JUEGOS DEL 1 AL 12)



CZECHIA

CZE

Overall Statistics for Czechia (as of Aug 08, 2025)
(All Games, Sorted by Batting Avg)

Record: Tournament: 0-3 / Opening Round: 0-3 / PLAY-OFFS: 0-0

#	PLAYER	AVG	GP-GS	AB	R	H	2B	3B	HR	RBI	TB	SLG%	BB	HP	SO	GDP	OB%	SF	SH	SB-ATT
69	TUREK Martin	.500	2-2	4	1	2	0	0	0	0	2	.500	0	0	1	1	.500	0	0	0-0
77	MAGULA Martin	.286	3-3	7	0	2	0	0	0	0	2	.286	0	1	5	0	.375	0	0	0-0
37	LUSAK Adam	.200	3-3	5	0	1	0	0	0	0	1	.200	0	0	4	0	.200	0	0	0-0
32	HARRIS George Alex	.167	3-3	6	1	1	0	0	1	1	4	.667	1	0	3	0	.286	0	0	0-0
33	JALUSKA David	.143	3-3	7	1	1	0	1	0	0	3	.429	0	0	4	0	.143	0	1	0-0
88	CHUCHMA Viktor	.000	2-2	1	0	0	0	0	0	0	0	.000	0	0	1	0	.000	0	0	0-0
96	KLAS MikulaS	.000	3-3	7	0	0	0	0	0	0	0	.000	0	0	3	0	.000	0	0	0-0
14	RYSAVY MatSj	.000	2-2	3	0	0	0	0	0	0	0	.000	1	0	2	0	.250	0	0	0-0
19	KLEIN Tomas	.000	3-3	5	0	0	0	0	0	0	0	.000	1	0	2	0	.167	0	0	0-0
39	VASISEK Jakub	.000	3-2	6	0	0	0	0	0	1	0	.000	0	0	3	0	.000	0	0	0-0
15	VOLF Marek	.000	1-1	1	0	0	0	0	0	0	0	.000	0	0	1	0	.000	0	0	0-0
73	KUSIREK Filip	.000	2-0	1	0	0	0	0	0	0	0	.000	0	0	1	0	.000	0	0	0-0
Totals		.132		53	3	7	0	1	1	2	12	.226	3	1	30	1	.193	0	1	0-0
Opponents		.380		71	26	27	5	2	3	22	45	.634	15	5	18	0	.511	1	1	3-3

(All Games, Sorted by Earned Run Avg)

#	PLAYER	ERA	W-L	SV	IP	G	GS	CG	SHO	H	R	ER	BB	SO	2B	3B	HR	AB	B/Avg	WP	HP	IP	SHA	SFA
48	HOLOBRADEK Michal	4.38	0-2	0	8.0	3	2	0	0	6	5	5	6	9	0	1	1	29	.207	0	2	0	1	0
29	HAJNY Jonas	17.50	0-0	0	2.0	2	0	0	0	7	5	5	3	2	3	0	0	13	.538	2	2	0	0	0
10	KUBAT Lukas	19.60	0-1	0	5.0	2	1	0	0	14	16	14	6	7	2	1	2	29	.483	6	1	0	0	1
Totals		11.20	0-3	0	15.0	3	3	0	0	27	26	24	15	18	5	2	3	71	.380	8	5	0	1	1
Opponents		0.88	3-0	0	16.0	3	3	2	1	7	3	2	3	30	0	1	1	53	.132	1	1	0	1	0

(All Games, Sorted by Fielding Pct)

#	PLAYER	C	PO	A	E	DP	FLD%	CSB	SBA	SBA%	CI	PB
14	RYSAVY MatSj	13	13	0	0	0	1.000	0	2	1.000	0	1
19	KLEIN Tomas	12	12	0	0	0	1.000	0	0	0	0	0
39	VASISEK Jakub	9	5	4	0	0	1.000	0	0	0	0	0
77	MAGULA Martin	7	1	6	0	0	1.000	0	0	0	0	0
15	VOLF Marek	5	4	1	0	0	1.000	0	1	1.000	0	0
88	CHUCHMA Viktor	1	0	1	0	0	1.000	0	0	0	0	0
29	HAJNY Jonas	1	0	1	0	0	1.000	0	0	0	0	0
10	KUBAT Lukas	1	0	1	0	0	1.000	0	0	0	0	0
37	LUSAK Adam	6	5	0	1	0	.833	0	0	0	0	0
33	JALUSKA David	9	3	4	2	0	.778	0	0	0	0	0
32	HARRIS George Alex	3	2	0	1	0	.667	0	0	0	0	0
Totals		67	45	18	4	0	.940	0	3	1.000	0	1
Opponents		62	48	13	1	1	.984	0	0	0	0	0

TEAM'S STATS – ESTADÍSTICAS DE EQUIPO

(INCLUDING GAMES 1-12 – INCLUYENDO JUEGOS DEL 1 AL 12)



JAPAN

JPN

Overall Statistics for Japan (as of Aug 08, 2025)
(All Games, Sorted by Batting Avg)

Record: Tournament: 3-0 / Opening Round: 3-0 / PLAY-OFFS: 0-0

#	PLAYER	AVG	GP-GS	AB	R	H	2B	3B	HR	RBI	TB	SLG%	BB	HP	SO	GDP	OB%	SF	SH	SB-ATT
3	MASAKI Kaito	.571	3-3	7	2	4	1	0	0	3	5	.714	2	0	0	1	.600	1	0	0-0
8	YASUMI Kotaro	.571	3-3	7	2	4	0	1	0	1	6	.857	0	0	1	0	.571	0	0	2-2
23	MORITA Yusuke	.455	3-3	11	4	5	1	0	0	2	6	.545	1	0	1	0	.500	0	0	0-0
14	KATAOKA Taiyo	.429	3-3	7	1	3	0	0	1	4	6	.857	1	0	1	0	.500	0	0	1-1
35	TORIYAMA Kazuya	.333	3-3	9	3	3	0	0	0	3	3	.333	0	1	2	0	.400	0	0	0-0
6	OKAWA Ryuji	.333	3-3	6	1	2	0	1	0	3	4	.667	1	1	3	0	.444	1	0	1-1
1	SATO Koki	.300	3-3	10	5	3	1	0	1	4	7	.700	2	0	1	0	.417	0	0	0-0
42	HAMAMOTO Tei	.222	3-3	9	3	2	0	1	0	0	4	.444	3	0	1	0	.417	0	0	0-0
10	KUROIWA Seii	.143	3-3	7	1	1	0	0	0	1	1	.143	1	0	3	0	.250	0	1	1-1
12	UEDA Fumiya	.000	1-0	1	0	0	0	0	0	0	0	.000	0	0	1	0	.000	0	0	0-0
7	SAKURABA Yusuke	.000	2-0	1	2	0	0	0	0	0	0	.000	0	0	0	0	.000	0	0	1-1
17	NISHIDA Kanta	.000	1-0	1	1	0	0	0	0	0	0	.000	1	0	0	0	.500	0	0	0-0
Totals		.355		76	25	27	3	3	2	21	42	.553	12	2	14	1	.446	2	1	6-6
Opponents		.274		73	10	20	1	1	4	9	35	.479	7	1	24	0	.346	0	2	0-1

(All Games, Sorted by Earned Run Avg)

#	PLAYER	ERA	W-L	SV	IP	G	GS	CG	SHO	H	R	ER	BB	SO	2B	3B	HR	AB	B/Avg	WP	HP	IP	SHA	SFA
24	NAGAI Fuga	0.00	1-0	0	3.1	1	0	0	0	1	0	0	0	5	1	0	0	11	.091	0	0	0	0	0
11	IKEDA Hiroki	2.80	1-0	0	10.0	3	2	1	0	15	5	4	5	12	0	0	2	44	.341	2	0	0	1	0
19	ONODERA Shota	4.50	1-0	0	4.2	2	1	0	0	4	5	3	2	7	0	1	2	18	.222	0	1	0	1	0
Totals		2.72	3-0	0	18.0	3	3	1	0	20	10	7	7	24	1	1	4	73	.274	2	1	0	2	0
Opponents		7.27	0-3	0	17.1	3	3	0	0	27	25	18	12	14	3	3	2	76	.355	6	2	0	1	2

(All Games, Sorted by Fielding Pct)

#	PLAYER	C	PO	A	E	DP	FLD%	CSB	SBA	SBA%	CI	PB
14	KATAOKA Taiyo	23	22	1	0	0	1.000	1	0	.000	0	0
35	TORIYAMA Kazuya	15	14	1	0	0	1.000	0	0	0	0	0
8	YASUMI Kotaro	6	3	3	0	0	1.000	0	0	0	0	0
12	UEDA Fumiya	5	5	0	0	0	1.000	0	0	0	0	0
10	KUROIWA Seii	3	3	0	0	0	1.000	0	0	0	0	0
1	SATO Koki	2	2	0	0	0	1.000	0	0	0	0	0
3	MASAKI Kaito	8	1	6	1	0	.875	0	0	0	0	0
6	OKAWA Ryuji	5	1	3	1	0	.800	0	0	0	0	0
42	HAMAMOTO Tei	5	3	1	1	0	.800	0	0	0	0	0
11	IKEDA Hiroki	1	0	0	1	0	.000	0	0	0	0	0
Totals		73	54	15	4	0	.945	1	0	.000	0	0
Opponents		84	52	28	4	1	.952	0	6	1.000	0	1

TEAM'S STATS – ESTADÍSTICAS DE EQUIPO

(INCLUDING GAMES 1-12 – INCLUYENDO JUEGOS DEL 1 AL 12)

SINGAPORE

SGP

Overall Statistics for Singapore (as of Aug 08, 2025)
(All Games, Sorted by Batting Avg)

Record: Tournament: 1-2 / Opening Round: 1-2 / PLAY-OFFS: 0-0

#	PLAYER	AVG	GP-GS	AB	R	H	2B	3B	HR	RBI	TB	SLG%	BB	HP	SO	GDP	OB%	SF	SH	SB-ATT
10	BIN MOHAMMAD NOORH	.600	4-3	10	5	6	2	0	1	6	11	1.100	1	0	1	0	.636	0	0	1-1
13	TAN Joshua Ri Ming	.375	3-2	8	3	3	1	0	2	3	10	1.250	1	0	4	1	.444	0	0	0-0
48	FOO Say Kian	.333	3-3	9	3	3	1	0	0	1	4	.444	1	1	1	0	.455	0	1	0-0
22	HAN Yuchou, Domini	.333	3-3	9	1	3	1	0	0	2	4	.444	2	0	4	0	.455	0	0	0-0
11	LOW Zu Ray	.300	3-3	10	5	3	2	0	0	1	5	.500	2	0	3	0	.417	0	0	0-0
1	SEAH Schuyler Jia	.286	3-3	7	1	2	0	0	0	0	2	.286	3	0	2	0	.500	0	0	0-0
16	CHEOH Shun Kai	.250	3-3	8	0	2	1	0	0	2	3	.375	0	0	3	0	.250	0	0	0-0
4	TAN Ding Quan, Iva	.125	3-3	8	0	1	0	0	0	0	1	.125	2	0	5	0	.300	0	0	0-0
9	LIM Malcolm Rhys J	.000	3-3	6	2	0	0	0	0	0	0	.000	2	0	4	0	.250	0	0	0-0
88	BIN MOHAMMAD NOORH	.000	1-1	1	0	0	0	0	0	0	0	.000	0	0	0	0	.000	0	0	0-0
25	OH Zachar	.000	2-0	2	0	0	0	0	0	0	0	.000	0	0	1	0	.000	0	0	0-0
Totals		.295		78	20	23	8	0	3	15	40	.513	14	1	28	1	.409	0	1	1-1
Opponents		.341		88	33	30	5	0	4	26	47	.534	22	1	23	1	.477	0	1	6-6

(All Games, Sorted by Earned Run Avg)

#	PLAYER	ERA	W-L	SV	IP	G	GS	CG	SHO	H	R	ER	BB	SO	2B	3B	HR	AB	B/Avg	WP	HP	IP	SHA	SFA
10	BIN MOHAMMAD NOORH	0.00	0-0	0	0.2	1	0	0	0	0	0	0	0	1	0	0	0	2	.000	1	0	0	0	0
17	TAN Tai Jin, Jeron	6.68	1-1	0	7.1	3	0	0	0	8	9	7	8	10	1	0	1	33	.242	3	0	0	1	0
7	HENG Fu Xun Raynar	7.88	0-0	0	8.0	3	2	0	0	12	13	9	7	8	3	0	1	37	.324	4	0	0	0	0
21	CHEW Marcus Shi Ph	31.50	0-1	0	2.0	2	1	0	0	10	10	9	6	4	1	0	2	16	.625	1	1	0	0	0
Totals		9.72	1-2	0	18.0	3	3	0	0	30	32	25	21	23	5	0	4	88	.341	9	1	0	1	0
Opponents		5.89	1-1	1	19.0	3	3	0	0	23	20	16	14	28	8	0	3	78	.295	4	1	0	1	0

(All Games, Sorted by Fielding Pct)

#	PLAYER	C	PO	A	E	DP	FLD%	CSB	SBA	SBA%	CI	PB
16	CHEOH Shun Kai	22	21	1	0	0	1.000	0	5	1.000	0	1
11	LOW Zu Ray	13	12	1	0	1	1.000	0	0	0	0	0
4	TAN Ding Quan, Iva	9	5	4	0	1	1.000	0	0	0	0	0
22	HAN Yuchou, Domini	3	3	0	0	0	1.000	0	0	0	0	0
10	BIN MOHAMMAD NOORH	3	2	1	0	0	1.000	0	0	0	0	0
25	OH Zachar	3	3	0	0	0	1.000	0	1	1.000	0	1
48	FOO Say Kian	2	2	0	0	0	1.000	0	0	0	0	0
7	HENG Fu Xun Raynar	2	0	2	0	0	1.000	0	0	0	0	0
1	SEAH Schuyler Jia	2	2	0	0	0	1.000	0	0	0	0	0
9	LIM Malcolm Rhys J	14	4	6	4	1	.714	0	0	0	0	0
Totals		73	54	15	4	1	.945	0	6	1.000	0	2
Opponents		78	57	19	2	1	.974	0	1	1.000	0	3

TEAM'S STATS – ESTADÍSTICAS DE EQUIPO

(INCLUDING GAMES 1-12 – INCLUYENDO JUEGOS DEL 1 AL 12)



USA

USA

Overall Statistics for United States of America (as of Aug 08, 2025)
(All Games, Sorted by Batting Avg)

Record: Tournament: 3-0 / Opening Round: 3-0 / PLAY-OFFS: 0-0

#	PLAYER	AVG	GP-GS	AB	R	H	2B	3B	HR	RBI	TB	SLG%	BB	HP	SO	GDP	OB%	SF	SH	SB-ATT
12	DAMON JAMES Tyler	.667	2-2	3	5	2	0	0	0	0	2	.667	4	0	0	0	.857	0	0	0-0
8	OCHOA Erick	.625	3-3	8	3	5	0	0	1	4	8	1.000	1	0	1	0	.667	0	0	0-0
2	JOHNSON Tyler Jame	.600	3-2	5	4	3	0	0	1	5	6	1.200	2	0	1	0	.625	1	0	0-0
23	LYNCH Jonathan Mic	.571	3-2	7	4	4	0	0	1	5	7	1.000	0	0	0	0	.571	0	0	0-0
1	MILHEIM Blaine Rob	.500	3-3	10	5	5	1	0	1	3	9	.900	1	0	2	0	.545	0	0	0-0
9	SHAW Zachary Nicho	.429	3-3	7	2	3	0	1	0	2	5	.714	1	0	1	0	.500	0	0	2-2
28	DAVIS JR Yusef Lat	.333	3-3	6	2	2	1	0	1	4	6	1.000	0	0	1	0	.333	0	0	0-0
4	LEWIS Jeffrey Mich	.333	3-3	6	3	2	0	0	0	2	2	.333	5	0	3	0	.636	0	0	1-1
13	KIMLINGER Frank Ma	.333	3-1	3	1	1	0	1	0	4	3	1.000	2	0	0	0	.600	0	0	0-0
7	MULLINS Nicholas R	.200	2-2	5	0	1	0	0	0	0	1	.200	0	0	1	0	.200	0	0	0-0
36	DUCHARME Braden Jo	.111	3-3	9	2	1	0	0	0	0	1	.111	0	0	3	0	.111	0	0	0-0
16	DUCHARME Brennan M	.000	2-0	1	4	0	0	0	0	0	0	.000	3	0	0	0	.750	0	0	1-1
Totals		.414		70	35	29	2	2	5	29	50	.714	19	0	13	0	.533	1	0	4-4
Opponents		.305		59	8	18	3	0	1	8	24	.407	1	2	15	2	.339	0	0	1-1

(All Games, Sorted by Earned Run Avg)

#	PLAYER	ERA	W-L	SV	IP	G	GS	CG	SHO	H	R	ER	BB	SO	2B	3B	HR	AB	B/Avg	WP	HP	IP	SHA	SFA
11	DIAZ MORENO Marco	2.00	1-0	0	7.0	2	1	1	0	6	3	2	1	10	0	0	0	28	.214	2	0	0	0	0
22	KILPATRICK Bradley	4.67	0-0	1	3.0	1	1	0	0	5	2	2	0	3	3	0	0	14	.357	0	0	0	0	0
76	GIBBONS Cody James	5.25	1-0	0	4.0	1	1	1	0	7	3	3	0	2	0	0	1	17	.412	0	2	0	0	0
Totals		3.50	2-0	1	14.0	3	3	2	0	18	8	7	1	15	3	0	1	59	.305	2	2	0	0	0
Opponents		12.92	0-3	0	13.0	3	3	1	0	29	34	24	18	13	2	2	5	70	.414	10	0	0	0	1

(All Games, Sorted by Fielding Pct)

#	PLAYER	C	PO	A	E	DP	FLD%	CSB	SBA	SBA%	CI	PB
36	DUCHARME Braden Jo	10	3	7	0	2	1.000	0	0	0	0	0
12	DAMON JAMES Tyler	9	9	0	0	0	1.000	0	0	0	0	0
9	SHAW Zachary Nicho	8	4	4	0	1	1.000	0	0	0	0	0
4	LEWIS Jeffrey Mich	8	8	0	0	2	1.000	0	0	0	0	0
7	MULLINS Nicholas R	7	7	0	0	0	1.000	0	1	1.000	0	0
8	OCHOA Erick	4	4	0	0	0	1.000	0	0	0	0	0
23	LYNCH Jonathan Mic	3	3	0	0	0	1.000	0	0	0	0	0
11	DIAZ MORENO Marco	2	0	2	0	0	1.000	0	0	0	0	0
28	DAVIS JR Yusef Lat	2	2	0	0	0	1.000	0	0	0	0	0
76	GIBBONS Cody James	1	1	0	0	0	1.000	0	0	0	0	0
2	JOHNSON Tyler Jame	1	1	0	0	0	1.000	0	0	0	0	0
1	MILHEIM Blaine Rob	6	0	5	1	1	.833	0	0	0	0	0
Totals		61	42	18	1	2	.984	0	1	1.000	0	0
Opponents		49	39	7	3	1	.939	0	4	1.000	0	1

TEAM'S STATS – ESTADÍSTICAS DE EQUIPO

(INCLUDING GAMES 1-12 – INCLUYENDO JUEGOS DEL 1 AL 12)

VENEZUELA

VEN

Overall Statistics for Venezuela (as of Aug 08, 2025)
(All Games, Sorted by Batting Avg)

Record: Tournament: 2-1 / Opening Round: 2-1 / PLAY-OFFS: 0-0

#	PLAYER	AVG	GP-GS	AB	R	H	2B	3B	HR	RBI	TB	SLG%	BB	HP	SO	GDP	OB%	SF	SH	SB-ATT
10	FLORES HERRERA Jea	1.000	2-0	1	2	1	1	0	0	1	2	2.000	0	0	0	0	1.000	0	0	0-0
2	FLORES COVA Pedro	.444	3-3	9	2	4	0	0	1	2	7	.778	0	0	0	0	.444	0	1	0-0
24	DIAZ CHIRINOS Erwi	.444	3-3	9	1	4	1	0	0	1	5	.556	1	0	1	0	.500	0	0	0-0
11	HERRERA FALCON Eng	.400	3-3	10	3	4	0	0	2	5	10	1.000	0	0	2	0	.400	0	0	0-0
14	SEQUERA RAMOS Roge	.300	3-3	10	3	3	1	0	0	1	4	.400	1	0	2	0	.364	0	0	0-0
6	ADAMES VELAZQUEZ A	.273	3-3	11	1	3	0	0	0	1	3	.273	0	0	1	0	.273	0	0	0-0
22	FLORES SANCHEZ Raf	.250	3-3	8	1	2	0	0	1	3	5	.625	1	0	3	0	.333	0	0	0-0
23	RODRIGUEZ BARRETO	.222	3-3	9	0	2	1	0	0	0	3	.333	0	0	7	0	.222	0	0	0-0
12	DORANTES LOPEZ Jos	.222	3-3	9	2	2	0	0	1	2	5	.556	1	0	0	0	.300	0	0	0-0
21	BENITEZ SALAZAR Fr	.143	3-3	7	1	1	0	0	0	1	.143	2	0	4	0	.333	0	0	0-0	
33	AGUILAR LOPEZ Alfr	.000	1-0	0	1	0	0	0	0	0	0	.000	1	0	0	0	1.000	0	0	0-0
Totals		.313		83	17	26	4	0	5	16	45	.542	7	0	20	0	.367	0	1	0-0
Opponents		.257		70	13	18	2	2	1	13	27	.386	9	2	22	1	.358	0	0	3-5

(All Games, Sorted by Earned Run Avg)

#	PLAYER	ERA	W-L	SV	IP	G	GS	CG	SHO	H	R	ER	BB	SO	2B	3B	HR	AB	B/Avg	WP	HP	IP	SHA	SFA
19	RAMIREZ FIGUEROA E	0.00	0-0	0	0.0	1	0	0	0	2	1	1	0	0	2	0	0	2	.1000	0	0	0	0	0
30	TOYO LOPEZ Eudomar	1.50	0-1	0	4.2	1	1	0	0	4	6	1	4	2	0	0	1	18	.222	0	0	0	0	0
34	PIMENTEL SIVIRA Ma	2.00	1-0	0	7.0	1	1	1	0	5	2	2	3	10	0	1	0	24	.208	3	1	0	0	0
5	COLOMBO PEREZ Luis	4.20	1-0	0	6.2	2	1	1	0	7	4	4	2	10	0	1	0	26	.269	1	1	0	0	0
Totals		3.05	2-1	0	18.1	3	3	2	0	18	13	8	9	22	2	2	1	70	.257	4	2	0	0	0
Opponents		6.00	1-2	0	18.2	3	3	2	0	26	17	16	7	20	4	0	5	83	.313	1	0	0	1	0

(All Games, Sorted by Fielding Pct)

#	PLAYER	C	PO	A	E	DP	FLD%	CSB	SBA	SBA%	CI	PB
22	FLORES SANCHEZ Raf	27	23	4	0	0	1.000	2	3	.600	0	0
24	DIAZ CHIRINOS Erwi	25	25	0	0	1	1.000	0	0	0	0	0
2	FLORES COVA Pedro	11	3	8	0	1	1.000	0	0	0	0	0
6	ADAMES VELAZQUEZ A	9	2	7	0	1	1.000	0	0	0	0	0
34	PIMENTEL SIVIRA Ma	4	0	4	0	0	1.000	0	0	0	0	0
14	SEQUERA RAMOS Roge	4	0	4	0	0	1.000	0	0	0	0	0
21	BENITEZ SALAZAR Fr	2	2	0	0	0	1.000	0	0	0	0	0
5	COLOMBO PEREZ Luis	1	0	1	0	0	1.000	0	0	0	0	0
30	TOYO LOPEZ Eudomar	3	0	2	1	0	.667	0	0	0	0	0
Totals		86	55	30	1	1	.988	2	3	.600	0	0
Opponents		79	56	20	3	0	.962	0	0	0	0	0

ABBREVIATIONS – ABREVIATURAS

(IN ALPHABETICAL ORDER – EN ORDEN ALFABÉTICO)

HITTING – OFENSIVA			PITCHING – PITCHEO		
2B	Doubles	Dobles	2B	Doubles allowed	Dobles permitidos
3B	Triples	Triples	3B	Triples allowed	Triples permitidos
AB	At bats	Veces al bate	AB	At bats	Veces al bate
AVG	Batting average	Average de bateo	B/Avg	Opponent batting average	Average de bateo de los oponentes
BB	Base on balls	Base por bolas	BK	Balk	Balk
GDP	Grounded into double plays	Batazo para Doble Play	BB	Base on balls allowed	Bases por bolas concedidas
G	Games played	Juegos jugados	CG	Complete games	Juegos completo
H	Hits	Hits conectados	ER	Earned runs allowed	Carreras limpias permitidas
HP	Hit by pitch	Golpeado por el lanzador	ERA	Earned run average	Promedio de efectividad
HR	Homeruns	Cuadrangulares	IBB	Intentional base on balls allowed	Bases por bolas intencionales
IBB	Intentional base on balls	Base por bolas intencional	GP	Games pitched	Juegos lanzados
OB%	On base percentage	Promedio de embasado	GS	Games started	Juegos Iniciados
R	Runs scored	Carreras anotadas	H	Hits allowed	Hits permitidos
RBI	Runs batted in	Carreras impulsadas	HP	Hit by pitch	Golpeados por el lanzamiento
SB / ATT	Stolen bases / SB attempts	Bases Robadas / Intentos de robo	HR	Home runs allowed	Cuadrangulares permitidos
SF	Sacrifice flies	Sacrificio Fly	IP	Innings played	Entradas lanzadas
SH	Sacrifice hits	Toque de sacrificio	R	Runs allowed	Carreras permitidas
SLG%	Slugging percentage	Average de slugging	SO	Strikeouts	Ponches propinados
SO	Strikeouts	Ponches	SFA	Sacrifice flies allowed	Sacrificios fly permitidos
TB	Total bases	Total de bases alcanzadas por hit	SHA	Sacrifice hits allowed	Toques de sacrificio permitidos
			SHO	Shutouts / Combination shutouts	Blanqueos / Blanqueos combinados
			SV	Saves	Juegos salvados
			W-L	Wins/Losses	Juegos ganados/Perdidos
			WP	Wild pitches	Wild pitches

FIELDING – DEFENSA

A	Assists	Asistencias
C	Chances	Total de lances
CI	Catcher's interference	Interferencia del receptor
CSB	Caught stealing (by pitcher and catcher)	Atrapado robando (del lanzador y del receptor)
DP	Double plays participated in	Participaciones en doble play
E	Errors	Errores
FLD%	Fielding percentage	Promedio de defensa
PB	Passed balls (catcher)	Passed ball (receptor)
PO	Putouts	Outs (Eliminaciones)
SBA	Stolen bases allowed (pitcher and catcher)	Robos permitidos (lanzador y receptor)
SBA%	Stolen bases against percentage (pitcher and catcher)	Promedio de robos permitidos (lanzador y receptor)