



**WBSC**  
**MEN'S**  
**SOFTBALL**  
**WORLD CUP®**

# No. 4

SEPTEMBER 20, 2024

## **DAILY REPORT**

---

## **REPORTE DIARIO**

**@WBSC #SoftballWorldCupM**

**FOR THE TITLE OF**  
**WORLD CHAMPION**

**WBSC.ORG**

## OPENING ROUND – RONDA DE APERTURA

### STANDINGS – POSICIÓN DE EQUIPOS

GROUP C – GRUPO C						
RK	TEAM – EQUIPO	GP	W	L	AVG	GB
1	 USA	5	5	0	<b>1.000</b>	-
2	 JAPAN	5	4	1	<b>.800</b>	1
3	 GUATEMALA	5	3	2	<b>.600</b>	2
4	 COLOMBIA	5	2	3	<b>.400</b>	3
5	 NETHERLANDS	5	1	4	<b>.200</b>	4
6	 SOUTH AFRICA	5	0	5	<b>.000</b>	5







The Teams are placed according the Tournament Regulations for the WBSC.

Los equipos son ordenados en atención a los Reglamentos Oficiales de la WBSC.

## OPENING ROUND – RONDA DE APERTURA

### SCHEDULE AND RESULTS – CALENDARIO Y RESULTADOS

#### GROUP C - GRUPO C

 <b>COLOMBIA</b>	 <b>NETHERLANDS</b>
 <b>GUATEMALA</b>	 <b>SOUTH AFRICA</b>
 <b>JAPAN</b>	 <b>USA</b>

#### TUESDAY SEPTEMBER 17, 2024 – MARTES 17 DE SEPTIEMBRE DE 2024

#	Hour Hora	Stadium Campo	Group Grupo	Visitor Team Equipo Visitante	Home Team Equipo Local	Score	Inn
1	13:00	OGE Energy Field Oklahoma City	C	 GUATEMALA	 SOUTH AFRICA	4 - 0	
2	16:00	OGE Energy Field Oklahoma City	C	 NETHERLANDS	 JAPAN	0 - 9	6
3	19:00	OGE Energy Field Oklahoma City	C	 COLOMBIA	 USA	0 - 3	

#### WEDNESDAY SEPTEMBER 18, 2024 – MIÉRCOLES 18 DE SEPTIEMBRE DE 2024

#	Hour Hora	Stadium Campo	Group Grupo	Visitor Team Equipo Visitante	Home Team Equipo Local	Score	Inn
4	10:00	OGE Energy Field Oklahoma City	C	 JAPAN	 SOUTH AFRICA	9 - 0	5
5	13:00	OGE Energy Field Oklahoma City	C	 SOUTH AFRICA	 COLOMBIA	0 - 3	
6	16:00	OGE Energy Field Oklahoma City	C	 USA	 GUATEMALA	7 - 0	5
7	19:00	OGE Energy Field Oklahoma City	C	 USA	 NETHERLANDS	11 - 0	5

#### THURSDAY SEPTEMBER 19, 2024 - JUEVES 19 DE SEPTIEMBRE DE 2024

#	Hour Hora	Stadium Campo	Group Grupo	Visitor Team Equipo Visitante	Home Team Equipo Local	Score	Inn
8	10:00	OGE Energy Field Oklahoma City	C	 COLOMBIA	 GUATEMALA	2 - 9	6
9	13:00	OGE Energy Field Oklahoma City	C	 NETHERLANDS	 COLOMBIA	0 - 7	5
10	16:00	OGE Energy Field Oklahoma City	C	 SOUTH AFRICA	 NETHERLANDS	4 - 6	
11	19:00	OGE Energy Field Oklahoma City	C	 JAPAN	 USA	5 - 9	

Local time in Oklahoma City, USA (GMT -5) / Hora local en Oklahoma City, USA (GMT-5)

## OPENING ROUND – RONDA DE APERTURA

### SCHEDULE AND RESULTS – CALENDARIO Y RESULTADOS

#### FRIDAY SEPTEMBER 20, 2024 - VIERNES 20 DE SEPTIEMBRE DE 2024

#	Hour Hora	Stadium Campo	Group Grupo	Visitor Team Equipo Visitante	Home Team Equipo Local	Score	Inn
12	10:00	OGE Energy Field Oklahoma City	C	NETHERLANDS	GUATEMALA	3 - 10	6
13	13:00	OGE Energy Field Oklahoma City	C	GUATEMALA	JAPAN	0 - 4	
14	16:00	OGE Energy Field Oklahoma City	C	COLOMBIA	JAPAN	1 - 8	5
15	19:00	OGE Energy Field Oklahoma City	C	SOUTH AFRICA	USA	4 - 11	6

## PLAY-OFFS

### SCHEDULE AND RESULTS – CALENDARIO Y RESULTADOS

#### SATURDAY SEPTEMBER 21, 2024 - SÁBADO 21 DE SEPTIEMBRE DE 2024

#	Hour Hora	Stadium Campo	Group Grupo	Visitor Team Equipo Visitante	Home Team Equipo Local	Score	Inn
16	10:00	OGE Energy Field Oklahoma City		SOUTH AFRICA	NETHERLANDS		
17	13:00	OGE Energy Field Oklahoma City	PO	COLOMBIA	GUATEMALA		
18	16:00	OGE Energy Field Oklahoma City	FINAL	JAPAN	USA		
19	19:00	OGE Energy Field Oklahoma City	REP	Winner G17 - Ganador J17	Loser G18 - Perdedor J18		

Local time in Oklahoma City, USA (GMT -5) / Hora local en Oklahoma City, USA (GMT-5)

## GAME SUMMARY - RESULTADO DEL JUEGO 12



# NETHERLANDS – GUATEMALA



Guatemala 10, Netherlands 3 Sep 20, 2024 at Oklahoma City (USA), Devon Park - OGE Energy Field

```
-----
Netherlands.....011 100 - 3 6 1 (1-4)
Guatemala.....014 041 - 10 12 2 (3-1)
-----
```

Pitchers: Netherlands - THOMPSON Jair Frits Patrick, LOURENS Emeron, MEYERS Fransel Adriaan Emanuel  
Guatemala - MORALES Diego, SEGURA BONILLA Jorge Francisco

Win: SEGURA BONILLA Jorge Francisco (3-0)

Loss: THOMPSON Jair Frits Patrick (0-1)

Save: NONE

Homeruns: Netherlands: ENGELHARDT Rachid

Homeruns: Guatemala: VIZCAINO CHINCHILLA Fabian Esteban

Attendance: 51

Start: 10:00

Time: 1:49

Weather: Cloudy - 27 °C

Game Notes: None

Umpires: HP-Frances BILLINGSLEY (CAN), 1B-Felipe ARTEAGA (COL),  
2B-Casey WAITE (USA), 3B-Jonathan HAND (USA)

Scorers: Elisabet SALVADOR (ESP), Carson Paige OSBORNE (USA), Janet WIENS (CAN)

TC: Greg POHL (USA), Roberto CASTRO (CRC)

## GAME SUMMARY - RESULTADO DEL JUEGO 13



# GUATEMALA – JAPAN



Japan 4, Guatemala 0 Sep 20, 2024 at Oklahoma City (USA), Devon Park - OGE Energy Field

```
-----
Guatemala.....000 000 0 - 0 4 0 (3-2)
Japan.....010 102 X - 4 4 0 (3-1)
-----
```

Pitchers: Guatemala - SEGURA BONILLA Jorge Francisco, FERRARI VÉLIZ Gian Paolo  
Japan - IKEDA Hiroki

Win: IKEDA Hiroki (1-0)

Loss: SEGURA BONILLA Jorge Francisco (3-1)

Save: NONE

Homeruns: Japan: MASAKI Kaito

Attendance: 58

Start: 13:00

Time: 1:46

Weather: Cloudy 33°C

Game Notes: None

Umpires: HP-Andrew MCMANUS (NZL), 1B-William LOPEZ (PUR),  
2B-Trevor TOPPING (CAN), 3B-Bubba EWALD III (USA)

Scorers: Gabriel ALMARAZ (MEX), Feiko DROST (NED), Paige BOND (USA)

TC: Greg POHL (USA), Goose GILLET (ISR)

## GAME SUMMARY - RESULTADO DEL JUEGO 14



### COLOMBIA – JAPAN



Japan 8, Colombia 1 Sep 20, 2024 at Oklahoma City (USA), Devon Park - OGE Energy Field

-----  
Colombia.....100 00 - 1 8 0 (2-3)  
Japan.....303 02 - 8 7 0 (4-1)  
-----

Pitchers: Colombia - PRATO Roman, HERNANDEZ Sergio  
Japan - ONODERA Shota

Win: ONODERA Shota (3-0)

Loss: PRATO Roman (0-1)

Save: NONE

Homeruns: Japan: MORITA Yusuke, MASAKI Kaito, TORIYAMA Kazuya

Attendance: 20

Start: 16:00

Time: 1:27

Weather: Partly Cloudy - 37°

Game Notes: None

Umpires: HP-Jonathan HAND (USA), 1B-Casey WAITE (USA),  
2B-William LOPEZ (PUR), 3B-Bubba EWALD III (USA)

Scorers: Janet WIENS (CAN), Elisabet SALVADOR (ESP), Carson Paige OSBORNE (USA)

TC: Rich CRESS (USA), Juan CHAVEZ (GUA)

## GAME SUMMARY - RESULTADO DEL JUEGO 15



### SOUTH AFRICA – USA



United States 11, South Africa 4 Sep 20, 2024 at Oklahoma City (USA), Devon Park - OGE Energy Field

-----  
South Africa.....000 400 - 4 7 1 (0-5)  
United States.....240 221 - 11 13 0 (5-0)  
-----

Pitchers: South Africa - LAMOLA Lucas, LEDWABA Sebotse Lucas, APHANE Kagiso Frans  
United States - GIBBONS Cody, GWIZDALA Jon Michael

Win: GWIZDALA Jon Michael (1-0)

Loss: LAMOLA Lucas (0-1)

Save: NONE

Homeruns: South Africa: MILNE Tyrone, NKGAPELE Madumetsa John

Attendance: 123

Start: 19:00

Time: 2:16

Weather: Sunny, 36°C

Game Notes: None

Umpires: HP-Felipe ARTEAGA (COL), 1B-Trevor TOPPING (CAN),  
2B-Frances BILLINGSLEY (CAN), 3B-Andrew MCMANUS (NZL)

Scorers: Feiko DROST (NED), Paige BOND (USA), Gabriel ALMARAZ (MEX)

TC: Goose GILLETT (ISR), Roberto CASTRO (CRC)

# INDIVIDUAL LEADERS SUMMARY RESUMEN DE LIDERES INDIVIDUALES

(INCLUDING GAMES 1-15 – INCLUYENDO JUEGOS DEL 1 AL 15)

## BATTING LEADERS – LIDERES OFENSIVOS

**BATTING AVERAGE (min 2.1 PA/G)**

1. LEWIS Jeffrey Mich, USA	.667
- LYNCH Jonathan Mic, USA	.667
3. VIZCAINO CHINCHILL, GUA	.571
4. MILHEIM Blaine Rob, USA	.538
5. HURTARTE RUIZ Denn, GUA	.500
6. LUNA ORTIZ Eleazar, COL	.467
7. JOHNSON Tyler Jame, USA	.462
- MASAKI Kaito, JPN	.462
9. SHAW Zachary Nicho, USA	.417

**SLUGGING PCT (min 2.1 PA/G)**

1. LYNCH Jonathan Mic, USA	1.467
2. VIZCAINO CHINCHILL, GUA	1.429
3. MASAKI Kaito, JPN	1.231
4. MILHEIM Blaine Rob, USA	1.000
5. LEWIS Jeffrey Mich, USA	.933
6. HURTARTE RUIZ Denn, GUA	.875
7. HAMAMOTO Tei, JPN	.867
8. JOHNSON Tyler Jame, USA	.846
9. TORIYAMA Kazuya, JPN	.833
10. 2 Tied at	.636

**ON BASE PCT (min 2.1 PA/G)**

1. LEWIS Jeffrey Mich, USA	.722
2. HURTARTE RUIZ Denn, GUA	.714
3. LYNCH Jonathan Mic, USA	.706
4. VIZCAINO CHINCHILL, GUA	.647
5. MILHEIM Blaine Rob, USA	.571
6. JOHNSON Tyler Jame, USA	.533
- MASAKI Kaito, JPN	.533
- SHAW Zachary Nicho, USA	.533
9. HAMAMOTO Tei, JPN	.526
10. 4 Tied at	.500

**RUNS**

1. LEWIS Jeffrey Mich, USA	8
2. HAMAMOTO Tei, JPN	7
- VIZCAINO CHINCHILL, GUA	7
4. MASAKI Kaito, JPN	6
5. JOHNSON Tyler Jame, USA	5
- LYNCH Jonathan Mic, USA	5
- OCHOA Erick, USA	5
- TORIYAMA Kazuya, JPN	5
9. 3 Tied at	4

**HITS**

1. LEWIS Jeffrey Mich, USA	10
- LYNCH Jonathan Mic, USA	10
3. VIZCAINO CHINCHILL, GUA	8
4. LUNA ORTIZ Eleazar, COL	7
- MILHEIM Blaine Rob, USA	7
6. HAMAMOTO Tei, JPN	6
- JOHNSON Tyler Jame, USA	6
- MASAKI Kaito, JPN	6
- YASUMI Kotaro, JPN	6
10. 6 Tied at	5

**RBI**

1. LYNCH Jonathan Mic, USA	10
2. MASAKI Kaito, JPN	6
3. HAMAMOTO Tei, JPN	5
- JOHNSON Tyler Jame, USA	5
- LEWIS Jeffrey Mich, USA	5
- MORITA Yusuke, JPN	5
- VIZCAINO CHINCHILL, GUA	5
8. 5 Tied at	4

**DOUBLES**

1. MILHEIM Blaine Rob, USA	3
2. HAMAMOTO Tei, JPN	2
- JOHNSON Tyler Jame, USA	2
- KUROIWA Seii, JPN	2
- YASUMI Kotaro, JPN	2
6. 17 Tied at	1

**TRIPLES**

1. OKAWA Ryuji, JPN	2
2. HAMAMOTO Tei, JPN	1
- LYNCH Jonathan Mic, USA	1
- MATSWENYANE Mandla, RSA	1
- SHAW Zachary Nicho, USA	1
- VIZCAINO CHINCHILL, GUA	1

**HOMERUNS**

1. LYNCH Jonathan Mic, USA	3
- MASAKI Kaito, JPN	3
- VIZCAINO CHINCHILL, GUA	3
4. TORIYAMA Kazuya, JPN	2
5. 17 Tied at	1

**TOTAL BASES**

1. LYNCH Jonathan Mic, USA	22
2. VIZCAINO CHINCHILL, GUA	20
3. MASAKI Kaito, JPN	16
4. LEWIS Jeffrey Mich, USA	14
5. HAMAMOTO Tei, JPN	13
- MILHEIM Blaine Rob, USA	13
7. JOHNSON Tyler Jame, USA	11
- YASUMI Kotaro, JPN	11
9. TORIYAMA Kazuya, JPN	10

**WALKS**

1. HURTARTE RUIZ Denn, GUA	5
2. HAMAMOTO Tei, JPN	4
- MULLINS Nicholas R, USA	4
- TORIYAMA Kazuya, JPN	4
5. 5 Tied at	3

**HIT BY PITCH**

1. CUESTA BAENA Eduar, COL	2
- OKAWA Ryuji, JPN	2
3. 13 Tied at	1

**SACRIFICE HITS**

1. MERCADO BENITEZ Ed, COL	3
2. BOUILLON Brandon D, RSA	2
- DIEDERICKS Mathew, RSA	2
- MALEMATJA Kiddo Ma, RSA	2
5. 5 Tied at	1

**SACRIFICE FLY**

1. CUESTA BAENA Eduar, COL	1
- DAVIS JR Yusef Lat, USA	1
- HERNANDEZ CHINCHIL, GUA	1
- MULLINS Nicholas R, USA	1

**STOLEN BASES**

1. JOHNSON Tyler Jame, USA	2
- KUROIWA Seii, JPN	2
- PIRELA VILLALOBOS, NED	2
4. 10 Tied at	1

**PLATE APPEARANCES**

1. HAMAMOTO Tei, JPN	19
2. LEWIS Jeffrey Mich, USA	18
- OCHOA Erick, USA	18
4. DEL CID NATARENO N, GUA	17
- LYNCH Jonathan Mic, USA	17
- MORITA Yusuke, JPN	17
- VILLEDA MENDIZABAL, GUA	17
- VIZCAINO CHINCHILL, GUA	17
9. 1 Tied at	16

**AT BATS**

1. MORITA Yusuke, JPN	16
- VILLEDA MENDIZABAL, GUA	16
3. DEL CID NATARENO N, GUA	15
- HAMAMOTO Tei, JPN	15
- LEWIS Jeffrey Mich, USA	15
- LUNA ORTIZ Eleazar, COL	15
- LYNCH Jonathan Mic, USA	15
- OCHOA Erick, USA	15
9. 3 Tied at	14

**CAUGHT STEALING**

1. CUESTA BAENA Eduar, COL	1
- ENGELHARDT Rachid, NED	1
- HERNANDEZ MENESES, GUA	1
- JUAQUIN Myron Anth, NED	1
- JUAQUIN Myron Anth, NED	1
- KATAOKA Taiyo, JPN	1
- MILHEIM Blaine Rob, USA	1
- MULLINS Nicholas R, USA	1
- OKAWA Ryuji, JPN	1

**STRIKEOUTS**

**STRIKEOUTS LOOKING**

**GDP**

1. BOUILLON Brandon D, RSA	6	1. DAVIS JR Yusef Lat, USA	3	-	
- HERNANDEZ MENESES, GUA	6	- MOETI Kagiso, RSA	3	1. 9 Tied at	1
- MILNE Tyrone, RSA	6	3. ENGELHARDT Rachid, NED	2		
- THUPUDI Mogau Macm, RSA	6	- HATTINGH Rian Joha, RSA	2		
5. 8 Tied at	5	- HERNANDEZ MENESES, GUA	2		
		- MILNE Tyrone, RSA	2		
		- OKAWA Ryuji, JPN	2		
		- WURSTEN Jimmy Jami, NED	2		
		9. 17 Tied at	1		

## INDIVIDUAL LEADERS SUMMARY RESUMEN DE LIDERES INDIVIDUALES

(INCLUDING GAMES 1-15 – INCLUYENDO JUEGOS DEL 1 AL 15)

### PITCHING LEADERS – LIDERES EN PITCHEO

#### EARNED RUN AVG (min 2.3 IP/G)

1. ESCORCIA MARTINEZ, COL	0.00
2. ONODERA Shota, JPN	0.50
3. SEGURA BONILLA Jor, GUA	1.45
DIAZ MORENO Marco, USA	1.56

#### OPPOSING AVG (min 2.3 IP/G)

1. ESCORCIA MARTINEZ, COL	.056
2. SEGURA BONILLA Jor, GUA	.129
3. ONODERA Shota, JPN	.220
DIAZ MORENO Marco, USA	.221

#### INNINGS PITCHED

1. SEGURA BONILLA Jor, GUA	19.1
2. DIAZ MORENO Marco, USA	18.0
3. ONODERA Shota, JPN	14.0
4. ESCORCIA MARTINEZ, COL	12.0
5. KEKANA Tidima Barn, RSA	11.1
6. LOURENS Emeron Eld, NED	10.2
7. APHANE Kagiso Fran, RSA	9.2
8. CHINCHILLA PRADO E, COL	9.0
9. MEYERS Fransel Adr, NED	8.2

#### STRIKEOUTS

1. DIAZ MORENO Marco, USA	39
2. SEGURA BONILLA Jor, GUA	34
3. ONODERA Shota, JPN	19
4. GIBBONS Cody James, USA	16
5. KEKANA Tidima Barn, RSA	14
6. NAGAI Fuga, JPN	13
7. ESCORCIA MARTINEZ, COL	12
8. IKEDA Hiroki, JPN	10
9. 1 Tied at	7

#### WINS

1. DIAZ MORENO Marco, USA	3
- ONODERA Shota, JPN	3
- SEGURA BONILLA Jor, GUA	3
4. ESCORCIA MARTINEZ, COL	2
5. GIBBONS Cody James, USA	1
- GWIZDALA Jon Micha, USA	1
- IKEDA Hiroki, JPN	1
- MEYERS Fransel Adr, NED	1

#### SAVES

INOUE Yutaro, JPN	1
-------------------	---

#### GAMES

1. LOURENS Emeron Eld, NED	4
- MEYERS Fransel Adr, NED	4
- SEGURA BONILLA Jor, GUA	4
4. 9 Tied at	3

#### GAMES STARTED

1. DIAZ MORENO Marco, USA	3
- ONODERA Shota, JPN	3
- SEGURA BONILLA Jor, GUA	3
4. 6 Tied at	2

#### COMPLETE GAMES

1. DIAZ MORENO Marco, USA	2
- ESCORCIA MARTINEZ, COL	2
- ONODERA Shota, JPN	2
- SEGURA BONILLA Jor, GUA	2
5. APHANE Kagiso Fran, RSA	1
- IKEDA Hiroki, JPN	1
- NAGAI Fuga, JPN	1

#### SHUTOUTS

1. ESCORCIA MARTINEZ, COL	2
2. DIAZ MORENO Marco, USA	1
- IKEDA Hiroki, JPN	1
- ONODERA Shota, JPN	1
- SEGURA BONILLA Jor, GUA	1

#### SACRIFICE HITS AGAINST

1. APHANE Kagiso Fran, RSA	3
- LOURENS Emeron Eld, NED	3
- SEGURA BONILLA Jor, GUA	3
4. ESCORCIA MARTINEZ, COL	2
- ONODERA Shota, JPN	2
6. FERRARI VELIZ Gian, GUA	1
- GWIZDALA Jon Micha, USA	1

#### SACRIFICE FLIES AGAINST

1. APHANE Kagiso Fran, RSA	1
- FERRARI VELIZ Gian, GUA	1
- MORALES ROLDAN Jua, GUA	1
- THOMPSON Jair Frit, NED	1

#### LOSSES

1. CHINCHILLA PRADO E, COL	2
- KEKANA Tidima Barn, RSA	2
- LOURENS Emeron Eld, NED	2
4. 9 Tied at	1

#### WILD PITCHES

1. KEKANA Tidima Barn, RSA	6
2. LAMOLA Lucas, RSA	4
- ONODERA Shota, JPN	4
4. LEDWABA Sebotse Lu, RSA	3
5. 7 Tied at	2

#### ILLEGAL PITCHES

1. SEGURA BONILLA Jor, GUA	3
2. HERNANDEZ PADILLA, COL	2
CHINCHILLA PRADO E, COL	1

#### HIT BY PITCH

1. BONAFASIA Noranche, NED	3
- MORALES ROLDAN Jua, GUA	3
3. LOURENS Emeron Eld, NED	2
- THOMPSON Jair Frit, NED	2
5. 7 Tied at	1

#### INTENTIONAL WALKS

1. IKEDA Hiroki, JPN	1
- NAGAI Fuga, JPN	1

#### HITS ALLOWED

1. LOURENS Emeron Eld, NED	18
2. DIAZ MORENO Marco, USA	15
- LAMOLA Lucas, RSA	15
4. MEYERS Fransel Adr, NED	12
- MORALES ROLDAN Jua, GUA	12
- NAGAI Fuga, JPN	12
7. KEKANA Tidima Barn, RSA	11
- ONODERA Shota, JPN	11
9. 4 Tied at	9

RUNS ALLOWED

1.	LOURENS Emeron Eld, NED	18
2.	LAMOLA Lucas, RSA	12
3.	KEKANA Tidima Barn, RSA	9
-	NAGAI Fuga, JPN	9
-	THOMPSON Jair Frit, NED	9
6.	BONAFASIA Noranche, NED	8
-	CHINCHILLA PRADO E, COL	8
-	MORALES ROLDAN Jua, GUA	8
-	PRATO BARRERA Roma, COL	8

EARNED RUNS (min 2.3 IP/G)

1.	ESCORCIA MARTINEZ, COL	0
2.	ONODERA Shota, JPN	1
3.	DIAZ MORENO Marco, USA	4
-	SEGURA BONILLA Jor, GUA	4

WALKS ALLOWED (min 2.3 IP/G)

1.	ONODERA Shota, JPN	2
2.	ESCORCIA MARTINEZ, COL	3
3.	DIAZ MORENO Marco, USA	7
-	SEGURA BONILLA Jor, GUA	10

## INDIVIDUAL LEADERS SUMMARY RESUMEN DE LIDERES INDIVIDUALES

(INCLUDING GAMES 1-15 – INCLUYENDO JUEGOS DEL 1 AL 15)

### FIELDING LEADERS – LIDERES DEFENSIVOS

#### PUTOUTS

1. MULLINS Nicholas R, USA	45
2. VIZCAINO CHINCHILL, GUA	39
3. KATAOKA Taiyo, JPN	38
4. PIRELA VILLALOBOS, NED	36
5. NAVIA ROCHA Aldo E, COL	29
- THUPUDI Mogau Macm, RSA	29
7. MILNE Tyrone, RSA	26
8. VILLEDA MENDIZABAL, GUA	22
9. BRADFORD Freddie R, USA	17

#### ASSISTS

1. DIEGUEZ RUANO Pedr, GUA	12
2. DIEDERICKS Mathew, RSA	11
3. DIJKHOFF Eldrick G, NED	10
- JUAQUIN Myron Anth, NED	10
5. MERCADO BENITEZ Ed, COL	8
6. ENGELHARDT Rachid, NED	7
- JUAQUIN Dyron Davi, NED	7
8. 4 Tied at	6

#### ERRORS

1. DIEDERICKS Mathew, RSA	4
2. BOUILLON Brandon D, RSA	3
- ENGELHARDT Rachid, NED	3
4. 10 Tied at	1

#### CAUGHT STEALING

1. KATAOKA Taiyo, JPN	3
- VIZCAINO CHINCHILL, GUA	3
3. BARRIOS MARTINEZ J, COL	1
- MULLINS Nicholas R, USA	1
- SARKAR MEZA Daniel, COL	1

## ABBREVIATIONS – ABREVIATURAS

(IN ALPHABETICAL ORDER – EN ORDEN ALFABÉTICO)

HITTING – OFENSIVA			PITCHING – PITCHEO		
<b>2B</b>	Doubles	Dobles	<b>2B</b>	Doubles allowed	Dobles permitidos
<b>3B</b>	Triples	Triples	<b>3B</b>	Triples allowed	Triples permitidos
<b>AB</b>	At bats	Veces al bate	<b>AB</b>	At bats	Veces al bate
<b>AVG</b>	Batting average	Average de bateo	<b>B/Avg</b>	Opponent batting average	Average de bateo de los oponentes
<b>BB</b>	Base on balls	Base por bolas	<b>BK</b>	Balk	Balk
<b>GDP</b>	Grounded into double plays	Batazo para Doble Play	<b>BB</b>	Base on balls allowed	Bases por bolas concedidas
<b>G</b>	Games played	Juegos jugados	<b>CG</b>	Complete games	Juegos completo
<b>H</b>	Hits	Hits conectados	<b>ER</b>	Earned runs allowed	Carreras limpias permitidas
<b>HP</b>	Hit by pitch	Golpeado por el lanzador	<b>ERA</b>	Earned run average	Promedio de efectividad
<b>HR</b>	Homeruns	Cuadrangulares	<b>IBB</b>	Intentional base on balls allowed	Bases por bolas intencionales
<b>IBB</b>	Intentional base on balls	Base por bolas intencional	<b>GP</b>	Games pitched	Juegos lanzados
<b>OB%</b>	On base percentage	Promedio de embasado	<b>GS</b>	Games started	Juegos Iniciados
<b>R</b>	Runs scored	Carreras anotadas	<b>H</b>	Hits allowed	Hits permitidos
<b>RBI</b>	Runs batted in	Carreras impulsadas	<b>HP</b>	Hit by pitch	Golpeados por el lanzamiento
<b>SB / ATT</b>	Stolen bases / SB attempts	Baes Robadas / Intentos de robo	<b>HR</b>	Home runs allowed	Cuadrangulares permitidos
<b>SF</b>	Sacrifice flies	Sacrificio Fly	<b>IP</b>	Innings played	Entradas lanzadas
<b>SH</b>	Sacrifice hits	Toque de sacrificio	<b>R</b>	Runs allowed	Carreras permitidas
<b>SLG%</b>	Slugging percentage	Average de slugging	<b>SO</b>	Strikeouts	Ponches propinados
<b>SO</b>	Strikeouts	Ponches	<b>SFA</b>	Sacrifice flies allowed	Sacrificios fly permitidos
<b>TB</b>	Total bases	Total de bases alcanzadas por hit	<b>SHA</b>	Sacrifice hits allowed	Toques de sacrificio permitidos
			<b>SHO</b>	Shutouts / Combination shutouts	Blanqueos / Blanqueos combinados
			<b>SV</b>	Saves	Juegos salvados
			<b>W-L</b>	Wins/Losses	Juegos ganados/Perdidos
			<b>WP</b>	Wild pitches	Wild pitches

## FIELDING – DEFENSA

<b>A</b>	Assists	Asistencias
<b>C</b>	Chances	Total de lances
<b>CI</b>	Catcher's interference	Interferencia del receptor
<b>CSB</b>	Caught stealing (by pitcher and catcher)	Atrapado robando (del lanzador y del receptor)
<b>DP</b>	Double plays participated in	Participaciones en doble play
<b>E</b>	Errors	Errores
<b>FLD%</b>	Fielding percentage	Promedio de defensa
<b>PB</b>	Passed balls (catcher)	Passed ball (receptor)
<b>PO</b>	Putouts	Outs (Eliminaciones)
<b>SBA</b>	Stolen bases allowed (pitcher and catcher)	Robos permitidos (lanzador y receptor)
<b>SBA%</b>	Stolen bases against percentage (pitcher and catcher)	Promedio de robos permitidos (lanzador y receptor)