



WBSC

**U-15 WOMEN'S  
SOFTBALL  
WORLD CUP™**

# NR. 06

JULY 03, 2025

## DAILY REPORT REPORTE DIARIO

@WBSC #SoftballWorldCupWU15

FOR THE TITLE OF  
**WORLD CHAMPION**

WBSC.ORG



# SUPER ROUND, PLACEMENT ROUND AND FINALS SUPER RONDA, RONDA DE CLASIFICACIÓN Y FINALES

## STANDINGS – POSICIÓN DE EQUIPOS

SUPER ROUND – SUPER RONDA						
RK	TEAM – EQUIPO	GP	W	L	AVG	GB
1	JAPAN	4	4	0	<b>1.000</b>	-
2	PUERTO RICO	4	3	1	<b>.750</b>	1.0
2	USA	4	3	1	<b>.750</b>	1.0
4	CZECHIA	4	1	3	<b>.250</b>	3.0
4	MEXICO	4	1	3	<b>.250</b>	3.0
6	CHINESE TAIPEI	4	0	4	<b>.000</b>	4.0













PLACEMENT ROUND – RONDA DE CLASIFICACION						
RK	TEAM – EQUIPO	GP	W	L	AVG	GB
1	CANADA	4	4	0	<b>1.000</b>	-
2	ITALY	4	3	1	<b>.750</b>	1.0
3	AUSTRALIA	4	2	2	<b>.500</b>	2.0
4	AMERICAN SAMOA	4	1	3	<b>.250</b>	3.0
4	SPAIN	4	1	3	<b>.250</b>	3.0
4	SINGAPORE	4	1	3	<b>.250</b>	3.0

The Teams are placed according to the Tournament Regulations for the WBSC.

Los equipos son ordenados en atención a los Reglamentos Oficiales de la WBSC.

# SUPER ROUND, PLACEMENT ROUND AND FINALS SUPER RONDA, RONDA DE CLASIFICACIÓN Y FINALES

## SCHEDULE AND RESULTS – CALENDARIO Y RESULTADOS

SUPER ROUND SUPER RONDA	PLACEMENT ROUND RONDA DE CLASIFICACIÓN
 CZECHIA	 AMERICAN SAMOA
 JAPAN	 AUSTRALIA
 MEXICO	 CANADA
 PUERTO RICO	 SPAIN
 CHINESE TAIPEI	 ITALY
 USA	 SINGAPORE

### FRIDAY JUNE 27, 2025 – VIERNES 27 DE JUNIO DE 2025

#	Hour Hora	Stadium Campo	Group Grupo	Visitor Team Equipo Visitante	Home Team Equipo Local	Score	Inn
3	13:00	CS Peppino Colombo Legnano	A	 MEXICO	 PUERTO RICO	3 - 10	5
4	15:00	Francesco Nespoli Caronno Pertusella	B	 CHINESE TAIPEI	 USA	1 - 16	3
5	16:00	CS Peppino Colombo Legnano	B	 AUSTRALIA	 SINGAPORE	11 - 0	4
6	20:00	Francesco Nespoli Caronno Pertusella	A	 ITALY	 SPAIN	12 - 1	5

### SATURDAY JUNE 28, 2025 – SÁBADO 28 DE JUNIO DE 2025

#	Hour Hora	Stadium Campo	Group Grupo	Visitor Team Equipo Visitante	Home Team Equipo Local	Score	Inn
7	10:00	CS Peppino Colombo Legnano	B	 CHINESE TAIPEI	 CZECHIA	0 - 1	
9	13:00	CS Peppino Colombo Legnano	A	 PUERTO RICO	 JAPAN	10 - 7	5
10	13:30	Francesco Nespoli Caronno Pertusella	B	 SINGAPORE	 CANADA	3 - 8	
12	1630	Francesco Nespoli Caronno Pertusella	A	 SPAIN	 AMERICAN SAMOA	7 - 6	8

# SUPER ROUND, PLACEMENT ROUND AND FINALS SUPER RONDA, RONDA DE CLASIFICACIÓN Y FINALES

## SCHEDULE AND RESULTS – CALENDARIO Y RESULTADOS

### SUNDAY JUNE 29, 2025 – DOMINGO 29 DE JUNIO DE 2025

#	Hour Hora	Stadium Campo	Group Grupo	Visitor Team Equipo Visitante	Home Team Equipo Local	Score	Inn
18	13:30	Francesco Nespoli Caronno Pertusella	A	JAPAN	MEXICO	6 - 0	
19	16:00	CS Peppino Colombo Legnano	B	CZECHIA	USA	0 - 15	3
22	19:30	Francesco Nespoli Caronno Pertusella	A	AMERICAN SAMOA	ITALY	0 - 3	

### MONDAY JUNE 30, 2025 – LUNES 30 DE JUNIO DE 2025

#	Hour Hora	Stadium Campo	Group Grupo	Visitor Team Equipo Visitante	Home Team Equipo Local	Score	Inn
24	10:30	Francesco Nespoli Caronno Pertusella	B	CANADA	AUSTRALIA	7 - 0	5

### WEDNESDAY JULY 2, 2025 – MIÉRCOLES 2 DE JULIO DE 2025

#	Hour Hora	Stadium Campo	Group Grupo	Visitor Team Equipo Visitante	Home Team Equipo Local	Score	Inn
33	14:30	Francesco Nespoli Caronno Pertusella	SR	MEXICO	USA	0 - 7	5
34	15:00	CS Peppino Colombo Legnano	SR	PUERTO RICO	CZECHIA	10 - 0	
35	18:30	Francesco Nespoli Caronno Pertusella	SR	CHINESE TAIPEI	JAPAN	0 - 4	
31	10:30	Francesco Nespoli Caronno Pertusella	PR	AMERICAN SAMOA	AUSTRALIA	8 - 1	5
32	11:00	CS Peppino Colombo Legnano	PR	SINGAPORE	SPAIN	8 - 6	
36	19:00	CS Peppino Colombo Legnano	PR	ITALY	CANADA	0 - 9	5

Local time in Lombardy, Italy (GMT +2) / Hora local en Lombardía, Italy (GMT+2)

# SUPER ROUND, PLACEMENT ROUND AND FINALS SUPER RONDA, RONDA DE CLASIFICACIÓN Y FINALES

## SCHEDULE AND RESULTS – CALENDARIO Y RESULTADOS

### THURSDAY JULY 3, 2025 – JUEVES 3 DE JULIO DE 2025

#	Hour Hora	Stadium Campo	Group Grupo	Visitor Team Equipo Visitante	Home Team Equipo Local	Score	Inn
37	10:30	Francesco Nespoli Caronno Pertusella	SR	MEXICO	CZECHIA	4 - 1	
40	15:00	CS Peppino Colombo Legnano	SR	CHINESE TAIPEI	PUERTO RICO	3 - 4	
42	19:00	CS Peppino Colombo Legnano	SR	USA	JAPAN	2 - 3	
38	11:00	CS Peppino Colombo Legnano	PR	SPAIN	AUSTRALIA	4 - 5	
39	14:30	Francesco Nespoli Caronno Pertusella	PR	AMERICAN SAMOA	CANADA	0 - 7	6
41	18:30	Francesco Nespoli Caronno Pertusella	PR	SINGAPORE	ITALY	9 - 2	5

### FRIDAY JULY 4, 2025 – VIERNES 4 DE JULIO DE 2025

#	Hour Hora	Stadium Campo	Group Grupo	Visitor Team Equipo Visitante	Home Team Equipo Local	Score	Inn
44	11:00	CS Peppino Colombo Legnano	SR	MEXICO	CHINESE TAIPEI		
45	14:30	Francesco Nespoli Caronno Pertusella	SR	CZECHIA	JAPAN		
47	18:30	Francesco Nespoli Caronno Pertusella	SR	PUERTO RICO	USA		
43	10:30	Francesco Nespoli Caronno Pertusella	PR	SPAIN	CANADA		
46	15:00	CS Peppino Colombo Legnano	PR	SINGAPORE	AMERICAN SAMOA		
48	19:00	CS Peppino Colombo Legnano	PR	AUSTRALIA	ITALY		

### SATURDAY JULY 5, 2025 – SÁBADO 5 DE JULIO DE 2025

#	Hour Hora	Stadium Campo	Group Grupo	Visitor Team Equipo Visitante	Home Team Equipo Local	Score	Inn
49	15:00	Francesco Nespoli Caronno Pertusella	BRONZE 	4th place Super Round	3rd place Super Round		
50	19:00	Francesco Nespoli Caronno Pertusella	GOLD 	2nd place Super Round	1st place Super Round		

Local time in Lombardy, Italy (GMT +2) / Hora local en Lombardía, Italy (GMT+2)

## GAME SUMMARY - RESULTADO DEL JUEGO 37

(SUPER ROUND – SUPER RONDA)



### MEXICO - CZECHIA



Jul 03, 2025 at Caronno Pertusella and Legnano (ITA), Campo Softball Francesco Nespoli

```
-----
Mexico.....100 020 1 - 4 8 2 (4-2)
Czechia.....000 100 0 - 1 5 0 (3-3)
-----
```

Pitchers: Mexico - PINEDA ARMENDARIZ Raquel Dalila  
Czechia - DOSTÁLOVÁ Klára, ŠVECOVÁ Markéta

Win: PINEDA ARMENDARIZ Raquel Dalila (3-1)

Loss: DOSTÁLOVÁ Klára (1-1)

Save: NONE

Attendance: 50

Start: 10:30

Time: 1:44

Weather: Sunny - 28°C

Game Notes: None

Umpires: HP-Alen Magdalenić (CRO), 1B-Justin Bradley VAN HORN (CAN), 2B-Denis CODARINI (ITA), 3B-Arjan de Wever (NED)

Scorers: Elisabet SALVADOR (ESP), Vincenzo AMORUSO (ITA), Marco VANDI (ITA)

TC: Luís REDÍN (ESP), Johann Garigliano (ITA)

## GAME SUMMARY - RESULTADO DEL JUEGO 40

(SUPER ROUND – SUPER RONDA)



### CHINESE TAIPEI – PUERTO RICO



Jul 03, 2025 at Caronno Pertusella and Legnano (ITA), Centro Sportivo Peppino Colombo

```
-----
Chinese Taipei.....003 000 0 - 3 4 2 (3-3)
Puerto Rico.....020 000 2 - 4 10 2 (5-1)
-----
```

Pitchers: Chinese Taipei - DE LE Lu-Pu-Jia-Ge  
Puerto Rico - ORTIZ Isabella Hanami

Win: ORTIZ Isabella Hanami (2-0)

Loss: DE LE Lu-Pu-Jia-Ge (1-3)

Save: NONE

Homeruns: Chinese Taipei: HSU En-Shih

Attendance: 77

Start: 15:00

Time: 2:04

Weather: Sunny, 32° C

Game Notes: None

Umpires: HP-Gregorio Carletti (ITA), 1B-Leslie Anderson (USA), 2B-Sabrina FABRIZI (ITA), 3B-Sara Dielen (BEL)

Scorers: Fabio ZACCARIA (ITA), Gianmarco BEDETTI (ITA), Marco STOOVELAAR (NED)

TC: Eva Trevisan (ITA), Ray GUTIERREZ (USA)

## GAME SUMMARY - RESULTADO DEL JUEGO 42

(SUPER ROUND – SUPER RONDA)



### USA - JAPAN



Jul 03, 2025 at Caronno Pertusella and Legnano (ITA), Centro Sportivo Peppino Colombo

```

-----
United States of America 001 010 0 - 2 3 3 (5-1)
Japan..... .200 010 (X) - 3 5 2 (6-0)
-----

```

Pitchers: United States of America - BARNES Maci Nicole, EICHHOLZ Leona Elizabeth  
Japan - KITAMURA Haru, NAKAMURA Saya, TAKAHARA Juria, NAGATA Ran

Win: TAKAHARA Juria (2-0)

Loss: EICHHOLZ Leona Elizabeth (1-1)

Save: NAGATA Ran (2)

Attendance: 220

Start: 19:00

Time: 1:39

Weather: Partly cloudy - 29°C

Game Notes: None

Umpires: HP-Ysidro Almonte Caraballo (DOM), 1B-Sara Dielen (BEL), 2B-Britt Nielandt (BEL), 3B-Gregorio Carletti (ITA)

Scorers: Marco STOOVELAAR (NED), Fabio ZACCARIA (ITA), Gianmarco BEDETTI (ITA)

TC: Petra Jose ARENDS (NED), Giovanni SANNA (ITA)

## GAME SUMMARY - RESULTADO DEL JUEGO 38

(PLACEMENT ROUND – RONDA DE CLASIFICACIÓN)



### SPAIN - AUSTRALIA



Jul 03, 2025 at Caronno Pertusella and Legnano (ITA), Centro Sportivo Peppino Colombo

```

-----
Spain.....002 200 0 - 4 4 5 (1-5)
Australia.....310 010 (X) - 5 9 2 (3-3)
-----

```

Pitchers: Spain - ALBALADEJO CASTILLO María, GARRIDO Celia

Australia - LAU Jamie, BEDWELL Charlotte Marie, MIDDLETON Jessica Kate

Win: BEDWELL Charlotte Marie (1-2)

Loss: ALBALADEJO CASTILLO María (0-2)

Save: MIDDLETON Jessica Kate (2)

Attendance: 75

Start: 11:00

Time: 2:10

Weather: Sunny 29°C

Game Notes: None

Umpires: HP-Lory Lamieri (ITA), 1B-Britt Nielandt (BEL), 2B-Leslie Anderson (USA), 3B-Sabrina FABRIZI (ITA)

Scorers: Michael CRAIG (USA), Paolo Lugarini (ITA), Guillem ALZAMORA (ESP)

TC: Ray GUTIERREZ (USA), Eva Trevisan (ITA)

## GAME SUMMARY - RESULTADO DEL JUEGO 39

(PLACEMENT ROUND – RONDA DE CLASIFICACIÓN)



### AMERICAN SAMOA - CANADA



Jul 03, 2025 at Caronno Pertusella and Legnano (ITA), Campo Softball Francesco Nespoli

```
-----
American Samoa.....000 000 - 0 2 1 (0-6)
Canada.....006 001 - 7 12 1 (3-3)
-----
```

Pitchers: American Samoa - JENNINGS Allison Paige, BUSCHER Cadence Joy  
 Canada - CLEGG Rachel Jean, TAN Chelsea Mary, NEWMAN Kenzie Lorraine Karoline  
 Win: CLEGG Rachel Jean (2-3)  
 Loss: JENNINGS Allison Paige (0-2)  
 Save: NONE  
 Attendance: 70  
 Start: 14:30  
 Time: 1:38  
 Weather: Sunny, 33°C  
 Game Notes: None

Umpires: HP-Vojtěch Machovský (CZE), 1B-Denis CODARINI (ITA), 2B-Jan Svatoš (CZE), 3B-Heeyoung CHO (KOR)

Scorers: Stefano BURLINI (ITA), Marco VANDI (ITA), Elisabet SALVADOR (ESP)  
 TC: Johann Garigliano (ITA), Goose GILLET (ISR)

## GAME SUMMARY - RESULTADO DEL JUEGO 41

(PLACEMENT ROUND – RONDA DE CLASIFICACIÓN)



### SINGAPORE - ITALY



Jul 03, 2025 at Caronno Pertusella and Legnano (ITA), Campo Softball Francesco Nespoli

```
-----
Singapore.....000 1 1 - 2 6 1 (0-6)
Italy.....305 1(X) - 9 10 0 (3-3)
-----
```

Pitchers: Singapore - LAI Keona Yi Yin, LI Yueqi Stefania  
 Italy - FRIGNANI Gaia, FABBRI Aurora  
 Win: FRIGNANI Gaia (2-0)  
 Loss: LAI Keona Yi Yin (0-1)  
 Save: NONE  
 Homeruns: Italy: COLINO Giorgia  
 Attendance: 75  
 Start: 18:30  
 Time: 1:26  
 Weather: Cloudy - 31° C  
 Game Notes: None

Umpires: HP-Arjan de Wever (NED), 1B-Jan Svatoš (CZE), 2B-Alen Magdalenić (CRO), 3B-Justin Bradley VAN HORN (CAN)

Scorers: Guillem ALZAMORA (ESP), Michael CRAIG (USA), Stefano BURLINI (ITA)  
 TC: Luís REDÍN (ESP), Goose GILLET (ISR)



# INDIVIDUAL LEADERS SUMMARY RESUMEN DE LIDERES INDIVIDUALES

(INCLUDING GAMES 1-42 – INCLUYENDO JUEGOS DEL 1 AL 42)

## BATTING LEADERS – LIDERES OFENSIVOS

### BATTING AVERAGE (min 2.1 PA/G)

1.	MOCHIZUKI Mioka, JPN	.667
2.	ORTIZ Isabella Han, PUR	.643
3.	WILLIAMS Khloe Aly, USA	.571
4.	ENNIS Mia Lynn, USA	.533
5.	COLINO Georgia, ITA	.500
-	LANDERS Michaela A, USA	.500
-	MELENDEZ Nylah Ada, PUR	.500
-	SAITO Skyla Marie, USA	.500
9.	MCISAAC Robyn Mya, CAN	.480

### RUNS

1.	LANDERS Michaela A, USA	10
-	WILLIAMS Khloe Aly, USA	10
3.	MCISAAC Robyn Mya, CAN	8
4.	BRONOWICZ Ashleigh, USA	7
-	EICHOLTZ Allison K, USA	7
-	MASINI Viola, ITA	7
7.	11 Tied at	6

### DOUBLES

1.	ORTIZ Isabella Han, PUR	4
2.	SOTO Melody Lorrai, USA	3
3.	7 Tied at	2

### TOTAL BASES

1.	MOCHIZUKI Mioka, JPN	17
2.	ORTIZ Isabella Han, PUR	16
3.	MCISAAC Robyn Mya, CAN	15
4.	EICHOLTZ Allison K, USA	14
5.	LANDERS Michaela A, USA	13
-	LORA ZAMBRANO Geor, MEX	13
7.	6 Tied at	12

### SACRIFICE HITS

1.	CHANG En-Chi, TPE	5
2.	LIN Yu-Xin, TPE	4
3.	COOK Amiyah Janell, ASA	3
4.	13 Tied at	2

### PLATE APPEARANCES

1.	MCISAAC Robyn Mya, CAN	26
2.	KOBASEW Rylee Jane, CAN	23
-	LORA ZAMBRANO Geor, MEX	23
-	RAYSON Leah Gayle, CAN	23
5.	9 Tied at	22

### STRIKEOUTS

1.	JENNINGS Allison P, ASA	10
2.	HSU En-Shih, TPE	9
-	VIMROVA Tereza, CZE	9
4.	COOK Amiyah Janell, ASA	8
5.	LAI Keona Yi Yin, SGP	7
6.	12 Tied at	6

### SLUGGING PCT (min 2.1 PA/G)

1.	ORTIZ Isabella Han, PUR	1.143
2.	EICHOLTZ Allison K, USA	1.000
3.	MOCHIZUKI Mioka, JPN	.944
4.	SAITO Skyla Marie, USA	.857
-	WILLIAMS Khloe Aly, USA	.857
6.	MELENDEZ Nylah Ada, PUR	.750
7.	LANDERS Michaela A, USA	.722
8.	SOTO Melody Lorrai, USA	.706
9.	COLINO Georgia, ITA	.688

### HITS

1.	MCISAAC Robyn Mya, CAN	12
-	MOCHIZUKI Mioka, JPN	12
3.	LORA ZAMBRANO Geor, MEX	10
4.	KOBASEW Rylee Jane, CAN	9
-	LANDERS Michaela A, USA	9
-	LIN Shu-Jung, TPE	9
-	ORTIZ Isabella Han, PUR	9
-	RINGLEROVA Anna, CZE	9
9.	4 Tied at	8

### TRIPLES

1.	CASADIO Elisa, ITA	2
-	CHAPMAN Coco J'lee, CAN	2
-	HUNG Shih-Ting, TPE	2
-	JOHNSON Kyndall Ka, USA	2
-	ROLFE Lauren Elena, AUS	2
6.	32 Tied at	1

### WALKS

1.	RAMIREZ Jazlynn Ju, ASA	7
2.	MASINI Viola, ITA	6
3.	CURRY Amaya, PUR	5
-	HERRANZ GARCIA Mar, ESP	5
-	JOHNSON Yazmine Ti, PUR	5
-	TAUTIAGA Kitanna M, ASA	5
7.	5 Tied at	4

### SACRIFICE FLY

1.	FRETTON Ella Jaye, AUS	3
-	WILLIAMS Khloe Aly, USA	3
3.	GONZALEZ GONZALEZ, MEX	2
4.	8 Tied at	1

### AT BATS

1.	MCISAAC Robyn Mya, CAN	25
2.	RAYSON Leah Gayle, CAN	23
3.	KOBASEW Rylee Jane, CAN	22
4.	BUSCHER Cadence Jo, ASA	21
-	CASADIO Elisa, ITA	21
-	HOU Tsai-Chieh, TPE	21
-	HUANG Yu-Ti, TPE	21
-	LORA ZAMBRANO Geor, MEX	21
9.	3 Tied at	20

### STRIKEOUTS LOOKING

1.	JENNINGS Allison P, ASA	4
-	SLAVIKOVA Johana, CZE	4
3.	7 Tied at	3

### ON BASE PCT (min 2.1 PA/G)

1.	ORTIZ Isabella Han, PUR	.706
2.	MOCHIZUKI Mioka, JPN	.684
3.	JOHNSON Yazmine Ti, PUR	.632
4.	MASINI Viola, ITA	.600
-	THOMAS Makenzie Ni, USA	.600
6.	WILLIAMS Khloe Aly, USA	.591
7.	COLINO Georgia, ITA	.579
8.	LANDERS Michaela A, USA	.571
9.	SAITO Skyla Marie, USA	.563

### RBI

1.	ORTIZ Isabella Han, PUR	14
-	WILLIAMS Khloe Aly, USA	14
3.	EICHOLTZ Allison K, USA	9
-	MOCHIZUKI Mioka, JPN	9
-	SOTO Melody Lorrai, USA	9
6.	FRETTON Ella Jaye, AUS	8
7.	KOBASEW Rylee Jane, CAN	7
8.	2 Tied at	6

### HOMERUNS

1.	EICHOLTZ Allison K, USA	2
2.	8 Tied at	1

### HIT BY PITCH

1.	JOHNSON Yazmine Ti, PUR	4
2.	JIROTKOVA AndSla, CZE	3
-	SLANSKA KateSina, CZE	3
4.	6 Tied at	2

### STOLEN BASES

1.	COOK Amiyah Janell, ASA	5
-	LANDERS Michaela A, USA	5
3.	MCQUIRE Tazma Eliz, AUS	4
4.	DUQUE Janalyn Amel, PUR	3
-	SAENZ Liana Marisa, USA	3
6.	13 Tied at	2

### CAUGHT STEALING

1.	FRETTON Ella Jaye, AUS	2
2.	14 Tied at	1

### GDP

1.	FRETTON Ella Jaye, AUS	1
-	HIGASHIYAMA Juna, JPN	1
-	MELENDEZ Nylah Ada, PUR	1
-	NARDINI Vittoria, ITA	1
-	ONG Shannon Si En, SGP	1
-	RINGLEROVA Anna, CZE	1



# INDIVIDUAL LEADERS SUMMARY RESUMEN DE LIDERES INDIVIDUALES

(INCLUDING GAMES 1-42 – INCLUYENDO JUEGOS DEL 1 AL 42)

## PITCHING LEADERS – LIDERES EN PITCHEO

### EARNED RUN AVG (min 2.3 IP/G)

1. CLEGG Rachel Jean, CAN	1.14
2. DOSTALOVA Klara, CZE	2.02
3. PINEDA ARMENDARIZ, MEX	2.23
4. BUSCHER Cadence Jo, ASA	2.36
5. MIDDLETON Jessica, AUS	2.52
6. DE LE Lu-Pu-Jia-Ge, TPE	3.15
7. JENNINGS Allison P, ASA	5.46
WU Yongyi, SGP	7.13

### OPPOSING AVG (min 2.3 IP/G)

1. CLEGG Rachel Jean, CAN	.158
2. DOSTALOVA Klara, CZE	.200
3. PINEDA ARMENDARIZ, MEX	.241
4. MIDDLETON Jessica, AUS	.242
5. BUSCHER Cadence Jo, ASA	.262
6. DE LE Lu-Pu-Jia-Ge, TPE	.299
7. JENNINGS Allison P, ASA	.329
WU Yongyi, SGP	.340

### INNINGS PITCHED

1. CLEGG Rachel Jean, CAN	30.2
2. BUSCHER Cadence Jo, ASA	26.2
- DE LE Lu-Pu-Jia-Ge, TPE	26.2
4. PINEDA ARMENDARIZ, MEX	22.0
5. WU Yongyi, SGP	18.2
6. DOSTALOVA Klara, CZE	17.1
7. JENNINGS Allison P, ASA	16.2
- MIDDLETON Jessica, AUS	16.2
9. Bottazzi Sabrina, ITA	15.2
10. 2 Tied at	15.1

### STRIKEOUTS

1. CLEGG Rachel Jean, CAN	43
2. MIDDLETON Jessica, AUS	28
3. ORTIZ Isabella Han, PUR	20
4. SVECOVA Marketa, CZE	19
5. DOSTALOVA Klara, CZE	18
- MEGNAUTH Makayla M, PUR	18
- WU Yongyi, SGP	18
8. MELENDEZ Maya Rose, PUR	17
9. KITAMURA Haru, JPN	16
10. 3 Tied at	15

### WINS

1. CLEGG Rachel Jean, CAN	3
- PINEDA ARMENDARIZ, MEX	3
3. 10 Tied at	2

### SAVES

1. MIDDLETON Jessica, AUS	2
- NAGATA Ran, JPN	2
3. MEGNAUTH Makayla M, PUR	1
- TAKAHARA Juria, JPN	1

### GAMES

1. MIDDLETON Jessica, AUS	7
2. BUSCHER Cadence Jo, ASA	6
- CLEGG Rachel Jean, CAN	6
4. 11 Tied at	5

### GAMES STARTED

1. CLEGG Rachel Jean, CAN	5
2. BUSCHER Cadence Jo, ASA	4
- DE LE Lu-Pu-Jia-Ge, TPE	4
- DOSTALOVA Klara, CZE	4
- MIDDLETON Jessica, AUS	4
- PINEDA ARMENDARIZ, MEX	4
7. 7 Tied at	3

### COMPLETE GAMES

1. BUSCHER Cadence Jo, ASA	3
- CLEGG Rachel Jean, CAN	3
- DE LE Lu-Pu-Jia-Ge, TPE	3
- PINEDA ARMENDARIZ, MEX	3
- WU Yongyi, SGP	3
6. KITAMURA Haru, JPN	2
- ORTIZ Isabella Han, PUR	2
- REIS Lucille Isabe, USA	2
9. 9 Tied at	1

### SHUTOUTS

1. CLEGG Rachel Jean, CAN	2
- KITAMURA Haru, JPN	2
- REIS Lucille Isabe, USA	2
4. 8 Tied at	1

### SACRIFICE HITS AGAINST

1. CLEGG Rachel Jean, CAN	6
2. BUSCHER Cadence Jo, ASA	5
3. BEDWELL Charlotte, AUS	4
- DE LE Lu-Pu-Jia-Ge, TPE	4
- RAMIREZ MARTINEZ D, MEX	4
6. 7 Tied at	3

### SACRIFICE FLIES AGAINST

1. WU Yongyi, SGP	3
2. BUSCHER Cadence Jo, ASA	2
- CHAO Yu-Chieh, TPE	2
- MEGNAUTH Makayla M, PUR	2
5. 7 Tied at	1

### LOSSES

1. BUSCHER Cadence Jo, ASA	4
2. ALBALADEJO CASTILL, ESP	3
- CLEGG Rachel Jean, CAN	3
- DE LE Lu-Pu-Jia-Ge, TPE	3
5. 7 Tied at	2

### WILD PITCHES

1. LI Yueqi Stefania, SGP	9
2. BUSCHER Cadence Jo, ASA	8
3. ALBALADEJO CASTILL, ESP	7
- WU Yongyi, SGP	7
5. ALONSO SOSA Lakshmi, ESP	5
6. GARRIDO DEL PRADO, ESP	4
- MIDDLETON Jessica, AUS	4
- PALACIOS MARTINEZ, MEX	4
9. 7 Tied at	3

### ILLEGAL PITCHES

1. ORTIZ Isabella Han, PUR	3
2. HERNANDEZ MARCANO, ESP	2
3. JENNINGS Allison P, ASA	1
- REIS Lucille Isabe, USA	1
- TAKAHARA Juria, JPN	1

### HIT BY PITCH

1. PINEDA ARMENDARIZ, MEX	8
2. CLEGG Rachel Jean, CAN	6
3. BUSCHER Cadence Jo, ASA	4
4. CHAO Yu-Chieh, TPE	3
- MIDDLETON Jessica, AUS	3
6. 8 Tied at	2

### INTENTIONAL WALKS

1. CHAO Yu-Chieh, TPE	2
- CLEGG Rachel Jean, CAN	2
3. ALBALADEJO CASTILL, ESP	1
- DE LE Lu-Pu-Jia-Ge, TPE	1
- METTA Alessandra, ITA	1
- PALACIOS MARTINEZ, MEX	1
- SOLDI Rebecca, ITA	1

### HITS ALLOWED

1. WU Yongyi, SGP	33
2. DE LE Lu-Pu-Jia-Ge, TPE	32
3. BUSCHER Cadence Jo, ASA	28
4. ALBALADEJO CASTILL, ESP	24
- JENNINGS Allison P, ASA	24
6. GARRIDO DEL PRADO, ESP	24
- PINEDA ARMENDARIZ, MEX	20
8. LI Yueqi Stefania, SGP	18
9. 3 Tied at	16

### RUNS ALLOWED

1. WU Yongyi, SGP	36
2. ALBALADEJO CASTILL, ESP	21
3. LI Yueqi Stefania, SGP	20
4. BUSCHER Cadence Jo, ASA	19
5. ALONSO SOSA Lakshmi, ESP	16
- JENNINGS Allison P, ASA	16
7. DE LE Lu-Pu-Jia-Ge, TPE	15
8. BEDWELL Charlotte, AUS	13
- CHAO Yu-Chieh, TPE	13
10. 2 Tied at	12

### EARNED RUNS (min 2.3 IP/G)

1. CLEGG Rachel Jean, CAN	5
- DOSTALOVA Klara, CZE	5
3. MIDDLETON Jessica, AUS	6
4. PINEDA ARMENDARIZ, MEX	7
5. BUSCHER Cadence Jo, ASA	9
6. DE LE Lu-Pu-Jia-Ge, TPE	12
7. JENNINGS Allison P, ASA	13
WU Yongyi, SGP	19

### WALKS ALLOWED (min 2.3 IP/G)

1. JENNINGS Allison P, ASA	4
- MIDDLETON Jessica, AUS	4
3. WU Yongyi, SGP	5
4. DE LE Lu-Pu-Jia-Ge, TPE	6
- DOSTALOVA Klara, CZE	6
6. PINEDA ARMENDARIZ, MEX	8
7. BUSCHER Cadence Jo, ASA	10
- CLEGG Rachel Jean, CAN	10



# INDIVIDUAL LEADERS SUMMARY RESUMEN DE LIDERES INDIVIDUALES

(INCLUDING GAMES 1-42 – INCLUYENDO JUEGOS DEL 1 AL 42)

## FIELDING LEADERS – LIDERES DEFENSIVOS

### PUTOUTS

1. KAWAAI Ruka, JPN	51
2. HSU En-Shih, TPE	48
3. MCISAAC Robyn Mya, CAN	47
4. MOCHIZUKI Mioka, JPN	46
5. FRETTON Ella Jaye, AUS	45
6. SOLDI Rebecca, ITA	41
7. JIROTKOVA AndSla, CZE	39
- KOBASEW Rylee Jane, CAN	39
9. WILLIAMS Khloe Aly, USA	36

### ASSISTS

1. MASINI Viola, ITA	17
2. TAUTIAGA Kitanna M, ASA	16
3. CHAPMAN Coco J'lee, CAN	14
- SAN MIGUEL SANTAMA, ESP	14
5. BISSA Anita, ITA	13
- LIN Shu-Jung, TPE	13
7. BUSCHER Cadence Jo, ASA	12
- HOU Tsai-Chieh, TPE	12
9. 6 Tied at	11

### ERRORS

1. SAN MIGUEL SANTAMA, ESP	6
- VALDERRAMA MARTIN, ESP	6
3. AGUIRRE Sarai Myli, ASA	5
- VAN DER BEEK Sonya, SGP	5
5. NG Renaise Sze Lin, SGP	4
- ONG Shannon Si En, SGP	4
- ROLFE Lauren Elena, AUS	4
8. 8 Tied at	3

### CAUGHT STEALING

1. COLINO Giorgia, ITA	3
- KAWAAI Ruka, JPN	3
3. HILL Emilee Theres, AUS	2
- MELENDEZ Nylah Ada, PUR	2
5. FRETTON Ella Jaye, AUS	1
- HUNG Shih-Ting, TPE	1
- JIROTKOVA AndSla, CZE	1
- MARTIN TERRES Adri, ESP	1
- SLAVIKOVA Johana, CZE	1



# TEAM'S STATS RANKING ESTADÍSTICAS POR EQUIPO

(INCLUDING GAMES 1-42 – INCLUYENDO JUEGOS DEL 1 AL 42)

## BATTING – BATEO

TEAM	AVG	G	AB	R	H	2B	3B	HR	RBI	TB	SLG%	BB	HP	SO	GDP	OB%	SF	SH	SB-ATT
United States	.454	7	152	70	69	14	5	4	57	105	.691	22	9	23	0	.535	4	6	16-18
Puerto Rico	.384	7	164	52	63	10	1	2	45	81	.494	25	4	21	1	.474	1	3	13-16
Canada	.310	7	184	36	57	7	7	0	32	78	.424	12	1	34	0	.352	2	1	5-6
Japan	.304	7	171	39	52	4	4	2	30	70	.409	21	2	17	1	.385	1	12	3-3
Italy	.303	7	155	28	47	5	5	1	21	65	.419	18	3	32	1	.386	0	5	7-7
Mexico	.259	7	162	24	42	5	2	0	20	51	.315	12	2	31	0	.313	3	5	3-4
Australia	.248	7	157	32	39	3	4	1	25	53	.338	18	6	45	1	.341	4	5	10-13
Chinese Taipei	.234	7	158	30	37	1	5	1	19	51	.323	10	3	43	0	.292	0	15	6-6
Czechia	.231	7	156	22	36	6	3	0	11	48	.308	11	9	40	2	.318	0	7	2-4
American Samoa	.157	7	159	18	25	0	1	0	14	27	.170	21	7	59	0	.282	1	7	10-13
Singapore	.144	7	118	13	17	3	2	0	7	24	.203	16	4	44	1	.268	0	5	3-3
Spain	.131	7	145	19	19	2	3	0	9	27	.186	18	3	53	0	.241	0	4	0-1
TOTALS	.267	42	1881	383	503	60	42	11	290	680	.362	204	53	442	7	.353	16	75	78-94

## PITCHING – PITCHEO

TEAM	ERA	W-L	SV	IP	GS	CG	SHO	H	R	ER	BB	SO	2B	3B	HR	AB	B/Avg	WP	HP	IP	SHA	SFA
Japan	0.16	7-0	3	45.0	7	2	2	19	8	1	14	49	3	0	0	146	.130	1	3	1	6	0
United States	0.66	6-1	0	32.0	7	4	4	15	4	3	8	33	3	0	0	107	.140	2	1	1	3	0
Puerto Rico	1.81	6-1	1	38.2	7	3	2	21	13	10	15	55	2	2	1	128	.164	3	1	3	6	2
Canada	1.92	4-3	0	43.2	7	3	2	26	18	12	19	53	5	1	1	148	.176	5	7	0	8	1
American Samoa	3.55	1-6	0	43.1	7	4	0	52	35	22	14	24	8	4	0	180	.289	11	4	1	8	2
Mexico	3.70	4-3	0	41.2	7	4	1	46	27	22	20	32	6	4	1	164	.280	8	11	0	7	0
Italy	3.97	3-3	0	37.0	7	1	1	44	33	21	13	25	4	2	1	157	.280	6	6	0	5	0
Czechia	4.59	3-4	0	42.2	7	1	1	49	40	28	23	43	10	5	1	169	.290	10	1	0	5	1
Chinese Taipei	4.91	3-4	0	41.1	7	5	1	53	34	29	13	22	7	2	3	171	.310	1	6	0	6	2
Australia	4.95	3-4	2	41.0	7	0	0	44	38	29	24	51	2	7	0	158	.278	8	7	0	8	1
Spain	5.38	1-6	0	39.0	7	0	0	63	57	30	27	26	3	3	0	177	.356	17	3	2	9	2
Singapore	10.28	1-6	0	31.1	7	3	0	71	76	46	14	29	7	12	3	176	.403	20	3	0	4	5
TOTALS	3.72	42-41	6	476.2	84	30	14	503	383	253	204	442	60	42	11	1881	.267	92	53	8	75	16

## DEFENSE – DEFENSA

TEAM	C	PO	A	E	DP	FLD%	CSB	SBA	SBA%	CI	PB
United States	143	96	42	5	3	.965	0	0	0	0	2
Puerto Rico	167	116	45	6	3	.964	2	2	.500	0	0
Canada	193	131	55	7	1	.964	0	3	1.000	0	1
Japan	200	135	56	9	3	.955	3	5	.625	0	0
Italy	190	111	64	15	0	.921	3	3	.500	0	1
Mexico	185	125	51	9	1	.951	0	6	1.000	0	2
Australia	179	123	42	14	4	.922	3	8	.727	1	4
Chinese Taipei	194	124	63	7	2	.964	1	5	.833	0	1
Czechia	185	128	49	8	2	.957	2	7	.778	0	0
American Samoa	205	130	57	18	3	.912	0	8	1.000	0	4
Singapore	152	94	31	27	0	.822	0	14	1.000	0	1
Spain	198	116	55	27	4	.864	1	17	.944	0	3
TOTALS	2191	1429	610	152	26	.931	15	78	.839	1	19



## ABBREVIATIONS – ABREVIATURAS (IN ALPHABETICAL ORDER – EN ORDEN ALFABÉTICO)

HITTING – OFENSIVA			PITCHING – PITCHEO		
<b>2B</b>	Doubles	Dobles	<b>2B</b>	Doubles allowed	Dobles permitidos
<b>3B</b>	Triples	Triples	<b>3B</b>	Triples allowed	Triples permitidos
<b>AB</b>	At bats	Veces al bate	<b>AB</b>	At bats	Veces al bate
<b>AVG</b>	Batting average	Average de bateo	<b>B/Avg</b>	Opponent batting average	Average de bateo de los oponentes
<b>BB</b>	Base on balls	Base por bolas	<b>BK</b>	Balk	Balk
<b>GDP</b>	Grounded into double plays	Batazo para Doble Play	<b>BB</b>	Base on balls allowed	Bases por bolas concedidas
<b>G</b>	Games played	Juegos jugados	<b>CG</b>	Complete games	Juegos completo
<b>H</b>	Hits	Hits conectados	<b>ER</b>	Earned runs allowed	Carreras limpias permitidas
<b>HP</b>	Hit by pitch	Golpeado por el lanzador	<b>ERA</b>	Earned run average	Promedio de efectividad
<b>HR</b>	Homeruns	Cuadrangulares	<b>IBB</b>	Intentional base on balls allowed	Bases por bolas intencionales
<b>IBB</b>	Intentional base on balls	Base por bolas intencional	<b>GP</b>	Games pitched	Juegos lanzados
<b>OB%</b>	On base percentage	Promedio de embasado	<b>GS</b>	Games started	Juegos Iniciados
<b>R</b>	Runs scored	Carreras anotadas	<b>H</b>	Hits allowed	Hits permitidos
<b>RBI</b>	Runs batted in	Carreras impulsadas	<b>HP</b>	Hit by pitch	Golpeados por el lanzamiento
<b>SB / ATT</b>	Stolen bases / SB attempts	Bases Robadas / Intentos de robo	<b>HR</b>	Home runs allowed	Cuadrangulares permitidos
<b>SF</b>	Sacrifice flies	Sacrificio Fly	<b>IP</b>	Innings played	Entradas lanzadas
<b>SH</b>	Sacrifice hits	Toque de sacrificio	<b>R</b>	Runs allowed	Carreras permitidas
<b>SLG%</b>	Slugging percentage	Average de slugging	<b>SO</b>	Strikeouts	Ponches propinados
<b>SO</b>	Strikeouts	Ponches	<b>SFA</b>	Sacrifice flies allowed	Sacrificios fly permitidos
<b>TB</b>	Total bases	Total de bases alcanzadas por hit	<b>SHA</b>	Sacrifice hits allowed	Toques de sacrificio permitidos
			<b>SHO</b>	Shutouts / Combination shutouts	Blanqueos / Blanqueos combinados
			<b>SV</b>	Saves	Juegos salvados
			<b>W-L</b>	Wins/Losses	Juegos ganados/Perdidos
			<b>WP</b>	Wild pitches	Wild pitches

## FIELDING – DEFENSA

<b>A</b>	Assists	Asistencias
<b>C</b>	Chances	Total de lances
<b>CI</b>	Catcher's interference	Interferencia del receptor
<b>CSB</b>	Caught stealing (by pitcher and catcher)	Atrapado robando (del lanzador y del receptor)
<b>DP</b>	Double plays participated in	Participaciones en doble play
<b>E</b>	Errors	Errores
<b>FLD%</b>	Fielding percentage	Promedio de defensa
<b>PB</b>	Passed balls (catcher)	Passed ball (receptor)
<b>PO</b>	Putouts	Outs (Eliminaciones)
<b>SBA</b>	Stolen bases allowed (pitcher and catcher)	Robos permitidos (lanzador y receptor)
<b>SBA%</b>	Stolen bases against percentage (pitcher and catcher)	Promedio de robos permitidos (lanzador y receptor)