



WBSC

**U-12 BASEBALL**  
**WORLD CUP®**

# FINAL

August 3, 2025

**DAILY REPORT**  
**REPORTE DIARIO**

@WBSC #BaseballWorldCupU12

FOR THE TITLE OF  
**WORLD CHAMPION**

WBSC.ORG

## FINAL TEAMS' RANKING POSICIÓN FINAL DE LOS EQUIPOS

1		<b>USA</b>
2		<b>JAPAN</b>
3		<b>KOREA</b>
4		<b>CHINESE TAIPEI</b>
5		<b>DOMINICAN REPUBLIC</b>
6		<b>MEXICO</b>
7		<b>CUBA</b>
8		<b>PANAMA</b>
9		<b>AUSTRALIA</b>
10		<b>CZECHIA</b>
11		<b>GERMANY</b>
12		<b>SOUTH AFRICA</b>



## ALL WORLD TEAM EQUIPO MUNDIAL



### PITCHER - LANZADOR

**HASHIMOTO Shotaro**

**JPN**



### CATCHER – RECEPTOR

**GAXIOLA Gastón**

**MEX**



### FIRST BASEMAN – PRIMERA BASE

**SAHASHI Riku**

**JPN**



### SECOND BASEMAN – SEGUNDA BASE

**ARMENTA José**

**MEX**



### THIRD BASEMAN – TERCERA BASE

**VALADEZ Kristian**

**USA**



### SHORT STOP – CAMPO CORTO

**HSIEH Cheng-chun**

**TPE**



### OUTFIELDERS – JARDINEROS

**CHIKODROFF Christopher**

**USA**



**HU Cheng-en**

**TPE**



**GARCIA Sean**

**CUB**





## INDIVIDUAL AWARDS PREMIOS INDIVIDUALES




*(Based on games until the day before gold medal game – Basados en los juegos hasta el día anterior a la final)*


### LEADING HITTER – MEJOR BATEADOR

**CHIKODROFF Christopher** (B-AVE .556) **USA** 

### PITCHER BEST ERA – LANZADOR CON MEJOR EFECTIVIDAD

**HASHIMOTO Shotaro** (0.00 ERA) **JPN** 


### PITCHER BEST WIN-LOSS AVG – LANZADOR AVE JG-JP

**HASHIMOTO Shotaro** (2 W – 0 L 12 IP) **JPN** 


### MOST RUNS BATTED IN – MÁS CARRERAS IMPULSADAS

**VALADEZ Kristian** (14 RBI) **USA** 


### MOST HOME RUNS – MÁS CUADRANGULARES

**VALADEZ Kristian** (4 HR – 20 AB) **USA** 


### MOST STOLEN BASES – MÁS BASES ROBADAS

**YANG Leo** (10 SB) **KOR** 

### MOST RUNS SCORED – MÁS CARRERAS ANOTADAS

**PARRA Luis** (12 Runs – 24 AB) **DOM** 

### BEST DEFENSIVE PLAYER – JUGADOR DEFENSIVO SOBRESALIENTE

**MIN Donghyeon** **KOR** 

### MOST VALUABLE PLAYER – JUGADOR MÁS VALIOSO

**CHIKODROFF Christopher** **USA** 

## OFFICIALS – OFICIALES

### TECHNICAL COMMISSION - COMISIÓN TÉCNICA

**Technical Director – Director Técnico:**  **Shih-Kuei HUANG (TPE)**

 Leo CAHYONO (INA)

 Jonathan Cheng Shir MA (HKG)

 Jose SANCHEZ (MEX)

 Pui Ki Nicky TO (HKG)

 Chin-Tsai CHEN (TPE)

 Yutaka SHIBATA (JPN)

 Jung-Chung TSAI (TPE)

 Chih-Shien YEH (TPE)

### UMPIRES – ÁRBITROS

**Umpires Director – Director de Árbitros:**  **Pierfranco LEONE (ITA)**

 Eric BOSQUEZ (PAN)

 Harry Allan DUFFY (RSA)

 Seok-Min HWANG (KOR)

 Yuri MACCHIAVELLI (ITA)

 Josh MATAVESI (AUS)

 Benjamin NASH (AUS)

 Rafael RAMIREZ (MEX)


 David SOLIS (MEX)

 Keita TSUCHIYA (JPN)

 Chuan Mu CHENG (TPE)

 Chao Chieh CHEN (TPE)

 Jung Cheng HUANG (TPE)


 Wen Lung TSAO (TPE)

### OFFICIAL SCORERS – ANOTADORES OFICIALES

**Scorers Director – Director de Anotadores:**  **Oscar Eduardo IZAGUIRRE (VEN)**

 Sin Yee CHAN (HKG)

 Siu Chun MOK (HKG)

 Yu Wei HORNG (TPE)

 Constance STOYAKOVICH (AUS)

 Stephanie WINKLER (GER)

 Yu Chen JOU (TPE)

 Yun-Ting SU (TPE)

 Shih Chung YUAN (TPE)

 Hong-Yu ZHANG (TPE)

## ROSTER



# AUSTRALIA

# AUS

#	LAST NAMES	NAMES	POS	DOB	B	T	WT	HT
3	TOYE	Phillip Alan	P, IF	2013-01-26	R	R	49	151
4	MASUDA	Luku	P	2013-05-18	L	L	47	150
5	TAYLOR	Preston James	P	2013-05-29	R	R	47	153
6	ASTILL	Isaiah Thomas	OF, UTL	2013-06-28	R	R	49	155
7	JOHNSON	Izaac Anthony	P, IF	2013-05-09	R	R	37	152
8	BEEZLEY	Benjamin	P	2013-02-13	L	L	47	148
9	MCCARTHY	Billy Stephen	P	2013-07-30	L	L	45	140
10	HARDING	Brock Dennis	3B	2013-04-20	R	R	50	162
11	BEVAN	Reef Andrew	C	2013-06-13	R	R	46	160
13	COUGHLIN	Ezekiel Andrew	P, IF	2013-01-18	R	R	44	162
16	KELLY	Liam James	P, 1B	2013-05-23	L	L	53	156
17	NINNIS	Harvey Arman	CF	2013-03-10	R	R	40	159
18	CLARKE	Jack Leslie	P, IF	2013-02-18	R	R	62	167
19	JONES	Logan Kade	UTL	2013-02-04	R	R	49	164
20	MONCRIEFF	Felix George	C	2013-05-30	R	R	67	166
21	WATERS	Jaxon William	IF	2014-06-21	L	R	48	152
25	REID	Xander Paul	UTL	2013-04-30	R	R	53	162
31	UNCLE	Ethan John	P, IF	2013-01-02	R	R	52	162
40	O'NEILL	Matthew James	<b>Manager</b>					
23	OVERLACK	Philip Mark	Coach					
29	HOWELL	Stuart Robert	Coach					
	LANGWORTHY	Valery	Staff					

# ROSTER



## CUBA

## CUB

#	LAST NAMES	NAMES	POS	DOB	B	T	WT	HT
1	PADRON MONTERREY	José Junior	P	2013-06-29	R	R	59	163
2	ALVAREZ MEDINA	Mauro Adriel	P	2013-10-05	R	R	57	158
6	OSEGUERA LEYVA	Jordan	IF	2013-07-02	R	R	49	153
7	ZAMORA HERNANDEZ	Denis Alejandro	IF	2013-02-12	R	R	59	169
9	GARCIA SEGUNDO	Sean Manuel	OF	2013-04-02	R	R	69	171
11	PENTON ZAYAS	Yeison Fabian	IF	2013-01-24	R	R	57	161
12	VERA MAC DONALL	Marcos Jesús	C	2013-01-15	L	R	59	161
13	NOA HERRERA	Ronney Dario	C	2014-12-05	R	R	49	150
14	GIRON GUZMAN	Yeison	OF	2013-03-20	R	R	49	157
20	REYES PEREZ	Yordan	IF	2013-01-31	R	R	78	180
23	PRIETO GARCIA	Diangel Reinol	IF	2013-02-15	R	R	63	165
24	TORRES DIAZ	Yuceider	C	2013-03-24	R	R	58	160
27	LLUCH DIAZ	Maykol Mario	OF	2013-04-27	R	R	64	169
28	GOMEZ GONZALEZ	Alex Noelvis	P	2013-02-25	R	R	59	162
32	ZAMORA SAFONT	Yuniel Alejandro	P	2013-02-06	R	R	50	152
44	GARCIA VERDECIA	Xavier	P	2013-01-09	R	R	60	161
58	RAMIREZ SOCORRO	Yan Carlos	P	2013-01-07	R	R	64	163
99	CASTILLO DIEZ	Ivan Leonardo	OF	2013-02-14	R	R	74	175
10	RODRIGUEZ PALACIOS	Raul	<b>Manager</b>					
4	HUMANES CHAVIANO	Lazaro Oscar	Coach					
15	PEREZ CAPOTE	Yuniesky	Coach					
34	VARGAS VERDECIA	Vladimir Tomas	Coach					
	GONZALEZ BONACHEA	Roberto Isidro	Delegation Leader					
	PEREZ FARFAN	Remberto	Doctor					
	RODRIGUEZ HIDALGO	Guillermo	Staff					
	SANTANA CARRERO	Laidali	Staff					
	VENTURA HERNANDEZ	Nelson	Staff					

## ROSTER



# CZECHIA

# CZE

#	LAST NAMES	NAMES	POS	DOB	B	T	WT	HT
1	LUKŠÍČEK	Jan	3B, OF	2014-03-08	R	R	46	151
2	BARTULÍK	Jeroným Raphael	P, 1B, 3B	2013-10-08	R	R	51	160
3	DOSTÁL	Jiří	P, 2B, OF	2013-02-09	R	R	37	152
4	KUBÁT	Jakub	2B, OF	2013-06-15	R	R	40	147
5	BENDA	David	P, IF	2013-05-03	R	R	39	160
6	SVOBODA	Teodor	P, IF	2013-06-02	R	R	37	146
7	OKÁČ	Dominik	P, IF	2014-05-01	R	R	39	150
10	LATZKA	Tobiáš	C, 3B, OF	2013-06-26	L	R	43	150
11	TRETERA	Martin	P, 3B, OF	2013-01-31	L	R	51	162
12	SALABOVÁ	Adriana	P, 1B	2013-05-05	L	R	69	170
13	RANDL	Šimon	P, C, OF	2013-01-19	R	R	47	163
15	RAMBOUSEK	Denis	C, IF	2013-03-31	L	R	46	156
16	PROCHÁZKA	Lev	OF	2013-01-16	R	R	62	162
18	JELÍNEK	Filip	P, 3B, OF	2013-04-01	L	R	51	156
21	ČERVENKA	Jan	P, 1B	2013-01-21	L	L	53	173
23	ŠKRABAL	Theodor Jiří	P, 3B, OF	2013-06-18	L	R	56	164
24	ŠTĚPANÍK	David	OF	2013-05-06	L	R	49	162
28	WIEDNER	Eduard	C, SS	2013-04-01	R	R	44	164
27	KRÁSNY	Marián	<b>Manager</b>					
9	SVOBODA	Jan	Coach					
30	CHYTKA	Štěpán	Coach					
	KREJČÍŘÍK	Daniel	Trainer					
	MAŘÍKOVÁ	Kateřina	Doctor					

## ROSTER



# DOMINICAN REPUBLIC

# DOM

#	LAST NAMES	NAMES	POS	DOB	B	T	WT	HT
3	PARRA ROSARIO	Luis Manuel	P, IF	2014-03-26	R	R	59	165
4	LUIS PANIAGUA	Daniel	P, IF, UTL	2014-02-21	S	R	54	165
5	RODRÍGUEZ MATEO	Carlos José	P, OF	2013-03-03	R	R	65	213
8	MERCEDES RIVERA	Elvin	SS	2013-01-25	R	R	54	170
10	VÁSQUEZ DIAZ	Ángel Reinieri	P, OF, UT	2013-06-02	S	R	50	155
14	CLAUDIO PEÑA	Erick Emanuel	P, IF	2013-03-02	R	R	50	152
16	CRUZ DÍAZ	Jean Carlos	P, OF	2013-09-09	R	R	56	168
17	YAN GIL	Johan Sebastian	P, C, OF	2013-01-25	R	R	57	165
22	KELLY BARETT	Yosuel	P, OF	2013-07-05	S	R	59	171
23	DE LOS SANTOS	Yeison Manuel	P, SS, IF	2013-10-03	R	R	59	162
29	PÉREZ FRANSUA	Albert Junior	OF	2013-05-29	R	R	53	171
30	MONTERO CONTRERAS	Craifer Esmailin	P, IF, UTL	2013-04-22	R	R	46	158
32	SÁNCHEZ URBAEZ	Luis Alberto	P, IF	2013-04-10	R	R	43	154
35	ZAPATA PÉREZ	Bryan Stif	IF	2013-01-12	R	R	45	155
38	RODRÍGUEZ MEDINA	Marvin Alexander	P, IF	2013-01-22	R	R	57	170
42	ZAYAS VARGAS	Jadiel Augusto	P, C	2013-01-23	L	R	80	171
44	PÉREZ MINIER	Dileccio Junior	C	2013-05-10	R	R	53	168
74	GÓMEZ DURÁN	Yostin	P	2013-03-18	L	L	54	158
91	HERNANDEZ MEJIA	Anderson	<b>Manager</b>					
9	BATISTA	Amauris	3B Coach					
24	YNOA PÉREZ	Cristopher	1B Coach					
37	GONZALEZ ACOSTA	Luis Francisco	Coach					
92	LEDESMA HIRALDO	Luis Rafael	Coach					
	PIMENTEL PÉREZ	Cristian Bolivar	Delegation Leader					
	CAPELLÁN ALMONTE	Emyi	Trainer					
	FERNÁNDEZ LIZ	Mónica Cecilia	Staff					
	GONZÁLEZ CARABALLO	Eliezer	Staff					
	HERNÁNDEZ MENDEZ	Gilbert Rafael	Staff					
	NÚÑEZ CRUZ	Joan Aquilino	Staff					
	SANCHEZ GERONIMO	Diwal Miwaldis	Staff					

## ROSTER



# GERMANY

# GER

#	LAST NAMES	NAMES	POS	DOB	B	T	WT	HT
1	SLATON	Dexter Timo	C, IF	2013-11-09	R	R	40	149
2	KRÜGER	Tim Logan	IF	2014-09-23	R	R	44	149
4	STROBEL	Tim	IF	2013-11-06	R	R	40	149
5	BUTT	Jona	UTL	2014-05-01	R	R	50	159
6	YANG	Noah Junmo	P, UTL	2013-09-02	R	R	46	145
7	KANEKO	Felix Cornelius	P, OF	2013-04-26	L	L	41	154
8	PENKE	Thore	C, OF	2013-03-24	R	R	49	156
9	KRISCHOK	Artin Joel	P, UTL	2013-01-07	R	R	48	157
10	AWOKOU	Azuma Daniel	P, IF	2014-05-26	R	R	40	157
11	ROUSSEAU	Jonah	P, UTL	2013-07-07	R	R	45	156
12	BRAUCH	Mona Duja	P, IF	2013-06-06	R	R	49	169
13	SCHLÖFFEL	Luis Johannes	P, 1B	2013-05-30	R	R	46	165
14	CROFTON	William Andrew	P, 1B	2013-08-28	R	R	55	171
15	ATTRIDGE	Sam Wayne	P, IF	2013-12-11	L	R	58	157
17	SCHLÖFFEL	Ben Jan-Lars	P, C	2013-05-30	R	R	47	164
18	SCHUMACHER	Miloš	2B, OF	2014-08-25	L	R	56	158
19	HEDTLER	Erik	P, 1B	2013-09-16	R	L	72	169
20	HOLZHEY	Moritz Steffen	P, IF	2013-01-29	R	R	59	158
30	BUDER	Dominik Patrick	<b>Manager</b>					
16	MATZPREIKSCH	Henry	Coach					
23	VAN MEENSEL	Kevin	Coach					
81	SCHUMACHER	Heiko	Coach					
	SCHUMACHER	Katarina	Staff					

## ROSTER



# JAPAN

# JPN

#	LAST NAMES	NAMES	POS	DOB	B	T	WT	HT
1	HASHIMOTO	Shotaro	P, 3B, SS	2013-03-06	R	R	53	168
2	KAWAZU	Yugo	C	2013-03-12	R	R	56	165
4	IBARAKI	Yunosuke	P, SS	2013-03-24	R	R	55	159
5	OHARA	Sojiro	P, 3B, CF	2013-01-13	R	R	62	168
6	FUKUYAMA	Kosei	P, 2B, SS	2013-06-26	R	R	45	153
7	TERADA	Daichi	IF	2013-06-25	L	R	49	150
10	OMATA	Sora	IF	2014-01-18	L	R	50	145
13	OGAWA	Tyler	P, OF	2013-05-02	R	R	66	169
17	SAHASHI	Riku	P, 3B	2013-03-05	R	R	79	182
18	MARUYAMA	Toshiki	P, SS, CF	2013-02-11	R	R	58	160
21	KOH	Daiki	P, IF	2013-02-17	R	R	50	154
23	SHIMIZU	Ryota	P, IF, OF	2013-05-31	L	L	45	155
34	MINAKI	Shunkei	P, 1B, CF	2013-03-26	L	L	57	162
44	OKAWA	Kotaro	P, UTL	2013-04-29	R	R	49	158
51	TOYAMA	Taiki	IF, OF	2013-01-20	S	R	61	167
60	ABE	Asahi	P, C, IF	2013-08-14	R	R	64	162
73	SHIMOHIRA	Jota	P, 2B, SS	2013-02-08	R	R	48	150
99	YOSHIZUKA	Shinnosuke	IF, OF	2013-02-08	L	R	56	156
30	OKUBO	Hideaki	<b>Manager</b>					
31	HAYASHI	Takafumi	Pitching Coach					
32	TAKAHASHI	Yusuke	Coach					
33	ITO	Toshio	Coach					
	MINAMI	Masataka	Doctor					
	MUROI	Ryota	Trainer					
	FUJIWARA	Yosuke	Staff					
	ISHII	Arata	Staff					
	OHTA	Fukuyoshi	Staff					
	TAKAGI	Yu	Staff					
	YATABE	Kazuhiko	Staff					
	YOSHINO	Hiromasa	Staff					
	YOSHIOKA	Daisuke	Staff					
	YOSHIOKA	Norio	Staff					

## ROSTER



# KOREA

# KOR

#	LAST NAMES	NAMES	POS	DOB	B	T	WT	HT
10	CHOI	Yunjae	P	2013-05-09	L	R	62	157
19	HA	Jeongwoo	OF	2013-01-10	R	R	56	157
11	HONG	Sunghyun	P	2013-02-19	R	R	64	163
21	HWANG	Jaewon	OF	2013-01-07	R	R	58	167
8	KANG	Giung	IF	2013-06-19	R	R	47	148
25	KIM	Dohong	P	2013-01-13	R	R	58	165
24	KIM	Dohwan	P	2013-02-23	R	R	66	170
6	KIM	Doyoon	IF	2013-03-19	R	R	45	157
16	KIM	Jaeyun	C	2013-04-26	R	R	56	156
4	KWON	Yunseo	P	2013-01-18	R	R	49	165
1	LEE	Jaeseung	P	2013-04-16	R	R	68	161
17	LEE	Jeongwoo	IF	2013-03-02	L	R	58	163
7	LEE	Jeongwoo	IF	2013-03-06	R	R	45	152
12	MIN	Donghyeon	C	2013-04-17	R	R	51	152
15	PARK	Jihwan	OF	2013-02-25	L	L	56	165
18	SEO	Jeongan	P	2013-04-25	R	R	55	169
3	YANG	Leo	IF	2013-02-19	R	R	46	160
23	YOO	Seojun	P	2013-01-16	R	R	65	166
62	KANG	Geyeoun	<b>Manager</b>					
44	KIM	Kihwan	Coach					
66	MANG	Jinkook	Coach					
	YANG	Hae young	NF President					
	CHO	Sangwoo	Trainer					
	CHO	Minjun	Staff					
	KIM	Jaewoong	Staff					
	WOO	Seungwan	Staff					

# ROSTER



## MEXICO

## MEX

#	LAST NAMES	NAMES	POS	DOB	B	T	WT	HT
1	MURILLO MENDOZA	Renee Patricia	1B	2013-02-10	R	R	60	168
4	GAXIOLA HIRALES	Gaston Adolfo	C	2013-01-07	R	R	70	175
5	PEREZ RUIZ	Emiliano	SS	2013-04-05	R	R	55	165
6	FELIX LOPEZ	Emiliano	UTL	2013-02-04	R	R	60	165
9	BAREÑO GONZALEZ	Bryan Santiago	P, 3B	2013-04-22	R	R	48	155
9	MIRANDA CUE	Eduardo	C	2013-01-04	R	R	70	170
11	CASTILLO JIMENEZ	Jean Franco	C	2013-10-04	R	R	70	176
13	LOPEZ ROMERO	Lucca Ibrahim	P	2013-03-08	R	R	50	158
17	GALVEZ GONZALEZ	Erick Mateo	UTL	2013-01-26	R	R	60	165
23	GARCIA CORDOVA	Diego Emiliano	P	2013-03-02	R	R	70	175
24	ROMANO CRUZ	Jose Angel	P, SS	2013-02-02	R	R	50	160
32	ARELLANO TIRADO	Brandon	P	2013-03-15	R	R	75	176
33	GONZALEZ JIMENEZ	Uriel	P, SS	2013-01-06	R	R	70	177
34	ESCALERA RODRIGUEZ	David	1B	2013-06-28	R	R	70	172
44	MIRANDA RAMIREZ	Javier Alexis	P	2013-01-02	R	R	60	173
56	SILVA GARCIA	Arturo	1B, LF	2013-01-23	R	R	50	156
77	ARMENTA MONCAYO	Jose Fernando	SS	2013-07-03	R	R	65	170
99	CALVILLO	Iker Dario	SS	2013-02-17	R	R	53	158
7	MORALES	Juan Alvaro	<b>Manager</b>					
3	GUTIERREZ CASTILLO	Carlos Ricardo	Bench Coach					
4	VALDES TIRADO	Jose Abraham	Coach					
27	CHAVARIN OSUNA	Jose Angel	3B Coach					
31	CARRANZA MORALES	Juan Manuel	Coach					
98	PINEDA BUESO	Isauro	Coach					
	BRAVO YAÑEZ	Ricardo	Delegation Leader					
	MAYORGA	Enrique	NF President					
	CAMPILLO HIDALGO	Jorge	Staff					
	MARTINEZ CORTEZ	Brenda	Staff					

## ROSTER



# PANAMA

# PAN

#	LAST NAMES	NAMES	POS	DOB	B	T	WT	HT
2	LEDEZMA SAMUDIO	Gabriel Jafet	IF	2014-05-02	R	R	73	155
3	COUSINS PINZON	Joseph Alexander	IF	2013-06-13	R	R	59	159
4	ZAPATA HERNANDEZ	Pedro Jafeth	OF	2013-07-02	R	R	45	154
5	GONZALEZ LOPEZ	Hector Sahid	P	2013-05-05	R	R	44	155
6	CONCEPCION VELASQUEZ	Yassith Abdiel	P	2013-01-06	R	R	63	173
13	RICHARDS RIVERA	Orlando Latif	C	2013-05-06	R	R	62	158
14	CAMPOS YAÑEZ	David Yael	C	2013-03-14	R	R	60	164
15	MONTILLA MIRANDA	Maxwell Asir	IF	2013-05-15	R	R	50	159
18	MARTINEZ DE LEON	Fernando Antonio	P	2013-03-09	R	R	44	154
22	RIOS SOTILLO	Aymar Yael	IF	2013-01-22	R	R	52	160
26	GONDOLA COSIO	Angel Eliezer	OF	2013-06-26	R	R	70	166
27	RODRIGUEZ MARTINEZ	Alams Neymar	P	2014-06-04	R	R	38	148
31	GONZALEZ GODOY	Daniel Joel	P	2013-01-31	R	R	55	139
37	MARSHALL SAUCEDO	Ty Yerik	IF	2013-05-02	S	S	50	159
41	SANTOS VEGA	Kelvin Josue	P	2013-06-04	R	R	50	165
45	GRAJALES SALINAS	Khaled Karim	P	2013-07-18	R	R	44	155
54	CAMPOS GARZON	Noah Alejandro	UTL	2014-12-05	R	R	56	148
99	CABALLERO CASTILLO	Cesar Javier	P	2013-01-29	R	R	48	165
1	MURILLO DEL CID	Jose Del Carmen	<b>Manager</b>					
7	FONSECA	Olmedo Abel	3B Coach					
16	RAMOS MORALES	Luis Antonio	Pitching Coach					
44	ORTIZ LASSONDE	Hipolito Javier	Bench Coach					
93	SERRACIN GONZALEZ	Enrique Astor	1B Coach					
	LOPEZ BATISTA	Cristobal	Delegation Leader					
	FOSSATTY CASTILLO	Alexis Uriel	Trainer					
	PINEDA RODRIGUEZ	Jose Beda	Staff					

## ROSTER



# SOUTH AFRICA

# RSA

#	LAST NAMES	NAMES	POS	DOB	B	T	WT	HT
3	BAILES	Luke	3B, UTL	2013-05-23	R	R	43	153
8	GROBLER	Evan	3B, UTL	2014-10-30	R	R	55	165
11	AMOS	Kaleb Riley	SS, UTL	2013-07-17	R	R	42	154
14	SAWYER	Blaine Vernon	3B, UTL	2013-11-22	R	R	36	151
16	ADAMS	Quiwinn Mackhyle	C, UTL	2014-03-16	R	R	51	149
17	UYS	Casey	OF, UTL	2013-08-20	R	R	35	144
18	SAGE	Mason Cooper	3B, UTL	2013-03-08	R	R	49	162
22	HAINS	Seth Matthew	C, UTL	2013-09-15	R	R	38	136
23	COLEMAN	Riley Foster	C, UTL	2013-10-23	R	R	49	155
25	SOTYATO	Abulele Sibabale	OF, UTL	2013-03-27	R	R	39	149
26	MPHAHLELE	Rebone Brandan	2B, UTL	2013-03-26	R	R	43	155
27	LERWILL	Nate Justin	OF, UTL	2013-03-27	R	R	37	151
30	TALIEP	Maahir	C, UTL	2013-03-04	R	R	52	163
45	DE LANGE	Luke Herlo	1B, UTL	2013-09-16	L	L	48	151
47	MPHAHLELE	Mosa Samuel	OF, UTL	2013-03-26	R	R	37	156
55	SAVIDES	Sebastian Blake	2B, UTL	2014-06-03	R	R	38	147
77	BRANDERS	Troy Justin Hugh	1B, UTL	2013-10-11	R	R	51	152
99	LONG	Jarred Stephen	SS, UTL	2013-04-02	R	R	37	155
13	SCHWARTZ	Shawn Trevor	<b>Manager</b>					
5	AMOS	Quinton Dean	Coach					
24	SAVIDES	Alroy	Coach					
	HAINS	Anita	Delegation Leader					

## ROSTER



# CHINESE TAIPEI

# TPE

#	LAST NAMES	NAMES	POS	DOB	B	T	WT	HT
1	WANG	Wei	IF, OF	2013-06-28	R	R	51	155
11	CHEN	Qi-Sheng	P, C, IF	2013-01-08	L	L	68	168
12	GU	Meng-Jie	P, C, IF	2013-03-12	R	R	57	163
17	LI	Bing-Rong	P, IF	2013-02-14	R	R	55	167
19	HUANG	Yu-Qian	IF	2013-05-20	R	R	40	145
22	HOU	Tung-Yu	P, IF	2014-05-28	R	R	46	148
23	HU	Cheng-En	P, OF	2013-08-14	R	R	63	160
24	CHEN	Yu-Shen	P, IF	2013-02-20	R	R	42	152
33	LI	Cyuan-En	P, C, IF	2013-07-13	R	R	68	165
37	LEE	Yun-Ruen	IF	2013-03-19	R	R	45	163
56	HSIEH	Cheng-Chun	P, C	2013-01-16	R	R	46	161
77	LIN	Shu-Yan	IF, OF	2013-01-25	L	R	47	156
83	HO	Chun	IF, OF	2013-08-03	L	R	37	152
84	WU	Shang-Cheng	C	2013-11-05	L	L	60	158
88	LIN	Kai-Chen	P, OF	2013-05-07	R	R	40	151
93	ZHONG	Ding-Xu	P, IF	2013-03-14	R	R	70	169
98	CHUANG	Ying-Yi	P, IF, OF	2013-08-18	L	L	34	143
99	ZHANG	Yun-En	P, IF	2013-01-15	R	R	48	168
30	CHANG	Tzu-Chien	<b>Manager</b>					
29	WU	Liang-Jie	Coach					
66	LIN	Min-Chien	Coach					
	KOO	Jeffrey Jr.	Delegation Leader					
	CHEN	Chi-Heng	Trainer					
	GUO	You-Ren	Trainer					
	PENG	Chih-Hua	Trainer					
	HUANG	Kuo-Ting	Staff					

# ROSTER



## UNITED STATES

## USA

#	LAST NAMES	NAMES	POS	DOB	B	T	WT	HT
1	ELLIOTT JR	Antonio Lamar	P, IF	2013-05-30	R	R	50	158
2	MOUNT	Duncan Cooper	P, OF	2013-11-04	L	L	52	162
3	SPRAY	Jaxon Baker	P, IF	2013-09-22	R	R	58	164
4	SAPP	Kai Alexander	IF, OF	2013-06-18	R	R	50	159
5	BITZENHOFER	Mason Cole	P, IF	2013-01-15	R	R	64	162
7	HATCH	Nolan Michael	IF	2013-03-08	R	R	51	163
8	ROMERO	Jake Tito	P, OF	2013-01-31	S	L	59	167
9	ROTH	Radner Michael	C	2013-01-14	R	R	66	172
10	CHIKODROFF	Christopher	P, OF	2013-04-13	L	L	57	169
11	CARSON	Jack Henry	P, OF	2013-03-09	L	L	61	168
12	MCGEE	Russell Marchon	P, IF	2013-01-05	R	R	57	165
13	VALADEZ	Kristian Uriel	P, IF	2013-01-03	R	R	66	166
14	SUNDBY	Hunter Matthew	P, C	2013-04-30	R	R	55	165
19	BLISS	Brock Easton	P	2013-07-25	R	R	68	176
23	WILHITE	Jameson John	P, OF	2013-06-17	R	R	69	179
26	ROMEJKO	Davis Nile	P	2013-02-22	L	L	75	169
27	SULLIVAN	Hardin Briggs	P, OF	2013-09-17	R	R	79	174
28	SCHELL	Barret Warren	P	2013-03-21	R	R	82	170
31	MADSEN	Bryan Lee	<b>Manager</b>					
24	QUESADA	Erick Dylan	Coach					
29	BROOKS	Wesley Cole	Pitching Coach					
30	WRIGHT	Roger Keith	Coach					
	BEEKER	Cole Benjamin	Delegation Leader					
	CARVINO	Nicole Marie	Trainer					
	BURROWS	Hannah Nicole	Staff					
	DELGADO	Vincent	Staff					
	HILLHOUSE	Gregg Steven	Staff					
	SCOTT	Tully Jeffrey	Staff					

## OPENING ROUND – RONDA DE APERTURA

### STANDINGS – POSICIÓN DE EQUIPOS

#### GROUP A – GRUPO A

RK	TEAM – EQUIPO	GP	W	L	AVG	GB
1	 JAPAN	5	4	1	<b>.800</b>	-
2	 MEXICO	5	4	1	<b>.800</b>	-
3	 CHINESE TAIPEI	5	4	1	<b>.800</b>	-
4	 CUBA	5	2	3	<b>.400</b>	2.0
5	 AUSTRALIA	5	1	4	<b>.200</b>	3.0
6	 GERMANY	5	0	5	<b>.000</b>	4.0

#### GROUP B – GRUPO B

RK	TEAM – EQUIPO	GP	W	L	AVG	GB
1	 KOREA	5	5	0	<b>1.000</b>	-
2	 USA	5	4	1	<b>.800</b>	1.0
3	 DOMINICAN REPUBLIC	5	3	2	<b>.600</b>	2.0
4	 PANAMA	5	2	3	<b>.400</b>	3.0
5	 CZECHIA	5	1	4	<b>.200</b>	4.0
6	 SOUTH AFRICA	5	0	5	<b>.000</b>	5.0

The Teams are placed according the Tournament Regulations for the WBSC.

Los equipos son ordenados en atención a los Reglamentos Oficiales de la WBSC.

# OPENING ROUND – RONDA DE APERTURA

## SCHEDULE AND RESULTS – CALENDARIO Y RESULTADOS

GROUP A - GRUPO A		GROUP B - GRUPO B	
 AUSTRALIA	 CZECHIA		
 CUBA	 DOMINICAN REPUBLIC		
 GERMANY	 KOREA		
 JAPAN	 PANAMA		
 MEXICO	 SOUTH AFRICA		
 CHINESE TAIPEI	 USA		

### FRIDAY JULY 25, 2025 – VIERNES 25 DE JULIO DE 2025

#	Hour Hora	Stadium Campo	Group Grupo	Visitor Team Equipo Visitante	Home Team Equipo Local	Score	Inn
1	10:30	ASPAC Youth Tainan City	A	 AUSTRALIA	 MEXICO	0-10	5
2	10:30	ASPAC B Tainan City	B	 DOMINICAN REPUBLIC	 CZECHIA	14-8	
3	14:30	ASPAC Youth Tainan City	A	 GERMANY	 JAPAN	0-17	4
4	14:30	ASPAC B Tainan City	B	 USA	 PANAMA	8-2	
5	18:30	ASPAC Youth Tainan City	A	 CUBA	 CHINESE TAIPEI	3-6	
6	19:30	ASPAC B Tainan City	B	 SOUTH AFRICA	 KOREA	0-17	4

### SAURDAY JULY 26, 2025 – SÁBADO 26 DE JULIO DE 2025

#	Hour Hora	Stadium Campo	Group Grupo	Visitor Team Equipo Visitante	Home Team Equipo Local	Score	Inn
7	10:30	ASPAC Youth Tainan City	B	 CZECHIA	 USA	0-6	
8	10:30	ASPAC B Tainan City	A	 GERMANY	 MEXICO	1-9	
9	14:30	ASPAC Youth Tainan City	B	 SOUTH AFRICA	 PANAMA	1-11	5
10	14:30	ASPAC B Tainan City	A	 CUBA	 JAPAN	0-4	
11	18:30	ASPAC Youth Tainan City	A	 CHINESE TAIPEI	 AUSTRALIA	13-0	5
12	18:30	ASPAC B Tainan City	B	 KOREA	 DOMINICAN REPUBLIC	8-3	

Local time in Chinese Taipei (GMT +8) / Hora local en Chinese Taipei (GMT +8)

# OPENING ROUND – RONDA DE APERTURA

## SCHEDULE AND RESULTS – CALENDARIO Y RESULTADOS

### SUNDAY JULY 27, 2025 – DOMINGO 27 DE JULIO DE 2025

#	Hour Hora	Stadium Campo	Group Grupo	Visitor Team Equipo Visitante	Home Team Equipo Local	Score	Inn
13	10:30	ASPAC Youth Tainan City	A	MEXICO	CUBA	3-0	
14	10:30	ASPAC B Tainan City	B	USA	SOUTH AFRICA	26-0	4
15	14:30	ASPAC Youth Tainan City	B	CZECHIA	KOREA	0-14	5
16	14:30	ASPAC B Tainan City	B	DOMINICAN REPUBLIC	PANAMA	10-3	
17	18:30	ASPAC Youth Tainan City	A	JAPAN	CHINESE TAIPEI	7-2	
18	18:30	ASPAC B Tainan City	A	AUSTRALIA	GERMANY	9-2	

### MONDAY JULY 28, 2025 – LUNES 28 DE JULIO DE 2025

#	Hour Hora	Stadium Campo	Group Grupo	Visitor Team Equipo Visitante	Home Team Equipo Local	Score	Inn
19	10:30	ASPAC Youth Tainan City	B	PANAMA	CZECHIA	6-0	
20	10:30	ASPAC B Tainan City	B	SOUTH AFRICA	DOMINICAN REPUBLIC	0-25	4
21	14:30	ASPAC Youth Tainan City	A	JAPAN	MEXICO		
22	14:30	ASPAC B Tainan City	A	CUBA	AUSTRALIA		
23	18:30	ASPAC Youth Tainan City	A	CHINESE TAIPEI	GERMANY	17-0	4
24	18:00	ASPAC B Tainan City	B	KOREA	USA	6-2	

Local time in Chinese Taipei (GMT +8) / Hora local en Chinese Taipei (GMT +8)

# OPENING ROUND – RONDA DE APERTURA

## SCHEDULE AND RESULTS – CALENDARIO Y RESULTADOS

### TUESDAY JULY 29, 2025 – MARTES 29 DE JULIO DE 2025

#	Hour Hora	Stadium Campo	Group Grupo	Visitor Team Equipo Visitante	Home Team Equipo Local	Score	Inn
25	10:30	ASPAC Youth Tainan City	A	AUSTRALIA	JAPAN	0-15	4
28	10:30	ASPAC B Tainan City	A	GERMANY	CUBA	1-7	
27	13:30	ASPAC Youth Tainan City	B	DOMINICAN REPUBLIC	USA	4-7	
26	13:30	ASPAC B Tainan City	B	CZECHIA	SOUTH AFRICA	14-0	5
29	16:30	ASPAC Youth Tainan City	A	MEXICO	CHINESE TAIPEI	5-6	
30	16:30	ASPAC B Tainan City	B	PANAMA	KOREA	2-4	

### WEDNESDAY JULY 30, 2025 – MIÉRCOLES 30 DE JULIO DE 2025

#	Hour Hora	Stadium Campo	Group Grupo	Visitor Team Equipo Visitante	Home Team Equipo Local	Score	Inn
21	10:30	ASPAC Youth Tainan City	A	JAPAN	MEXICO	6-7	
22	10:30	ASPAC B Tainan City	A	CUBA	AUSTRALIA	19-2	5

Local time in Chinese Taipei (GMT +8) / Hora local en Chinese Taipei (GMT +8)

# GAME SUMMARY - RESULTADO DEL JUEGO 1



## AUSTRALIA – MEXICO



Jul 25, 2025 at Tainan (TPE) (ASPAC Youth)

-----  
 Australia.....000 00 - 0 0 2  
 Mexico.....302 32 - 10 12 0  
 -----

### Australia 0

PLAYER	AB	R	H	BI	2B	3B	HR	BB	SB	CS	HP	SH	SF	SO	IBB	KL	GDP	PO	A	E
JOHNSON Izaac Anthon lf	1	0	0	0	0	0	0	0	0	0	0	0	0	1	0	1	0	0	0	0
MCCARTHY Billy Steph p	1	0	0	0	0	0	0	0	0	0	0	0	0	1	0	0	0	0	0	0
COUGHLIN Ezekiel And p/c	0	0	0	0	0	0	0	0	0	0	0	0	0	0	0	0	0	1	1	0
TOYE Phillip Alan ss/p	2	0	0	0	0	0	0	0	0	0	0	0	0	0	0	0	0	3	1	0
NINNIS Harvey Arman cf	2	0	0	0	0	0	0	0	0	0	0	0	0	1	0	0	0	1	0	0
KELLY Liam James rf	2	0	0	0	0	0	0	0	0	0	0	0	0	2	0	0	0	2	0	0
REID Xander Paul 3b	1	0	0	0	0	0	0	1	0	0	0	0	0	0	0	0	0	1	0	1
MASUDA Luku p/lf	2	0	0	0	0	0	0	0	1	0	0	0	0	0	0	0	0	0	0	1
BEVAN Reef Andrew c	2	0	0	0	0	0	0	0	0	0	0	0	0	1	0	0	0	2	0	0
ASTILL Isaiah Thomas 2b	0	0	0	0	0	0	0	0	0	0	0	0	0	0	0	0	0	0	0	0
BEEZLEY Benjamin lb	1	0	0	0	0	0	0	0	0	0	0	0	0	0	0	0	0	2	0	0
TAYLOR Preston James 2b/ss	1	0	0	0	0	0	0	0	0	0	0	0	0	0	0	0	0	2	1	0
Totals	15	0	0	0	0	0	0	1	1	0	0	0	0	6	0	1	0	14	3	2

### Mexico 10

PLAYER	AB	R	H	BI	2B	3B	HR	BB	SB	CS	HP	SH	SF	SO	IBB	KL	GDP	PO	A	E
FELIX LOPEZ EMILIANO cf	3	3	2	0	1	0	0	0	1	0	1	0	0	0	0	0	0	0	0	0
CALVILLO IKER DARIO p	2	1	1	1	1	0	0	1	0	0	0	0	0	0	0	0	0	0	3	0
BARENO GONZALEZ BRYA p	1	0	1	1	0	0	0	0	0	0	0	0	0	0	0	0	0	0	1	0
ESCALERA RODRIGUEZ D lb	3	1	1	1	0	0	0	1	0	0	0	0	0	1	0	0	0	8	1	0
GAXIOLA HIRALES GAST c	3	3	2	4	0	0	1	0	1	0	0	0	0	0	0	0	0	6	0	0
PEREZ RUIZ EMILIANO ss	3	1	1	1	1	0	0	0	0	0	0	0	0	0	0	0	0	1	0	0
GALVEZ GONZALEZ ERIC rf	3	0	2	1	1	0	0	0	0	0	0	0	0	0	0	0	0	0	0	0
MURILLO MENDOZA RENE 3b	3	0	1	0	0	0	0	0	0	1	0	0	0	1	0	0	0	0	2	0
ARELLANO TIRADO BRAN lf	2	0	0	0	0	0	0	0	0	0	1	0	0	1	0	0	0	0	0	0
ARMENTA MONCAYO Jose 2b	2	1	1	0	1	0	0	1	0	0	0	0	0	0	0	0	1	0	1	0
Totals	25	10	12	9	5	0	1	3	2	1	2	0	0	3	0	0	1	15	8	0

Australia	IP	H	R	ER	BB	SO	WP	HP	BK	IBB	SH	SF	2B	3B	HR	AB	BF	FO	GO	NP
MASUDA Luku L,0-1	1.0	4	3	2	0	0	0	0	1	0	0	0	2	0	0	7	7	2	1	30
MCCARTHY Billy Steph	1.1	3	2	1	1	2	0	1	1	0	0	0	3	0	0	8	10	2	0	36
COUGHLIN Ezekiel And	1.2	2	3	3	1	0	1	0	0	0	0	0	0	0	1	6	7	3	1	20
TOYE Phillip Alan	0.2	3	2	2	1	1	0	1	0	0	0	0	0	0	0	4	6	0	0	14

Mexico	IP	H	R	ER	BB	SO	WP	HP	BK	IBB	SH	SF	2B	3B	HR	AB	BF	FO	GO	NP
CALVILLO IKER DARIO W,1-0	4.0	0	0	0	1	5	0	0	0	0	0	0	0	0	0	12	13	0	7	56
BARENO GONZALEZ BRYA	1.0	0	0	0	0	1	0	0	0	0	0	0	0	0	0	3	3	0	2	9

Umpires: HP-Seok-Min HWANG (KOR), 1B-WEN LUNG TSAO (TPE),  
 2B-Keita TSUCHIYA (JPN), 3B-Chao-Chieh CHEN (TPE)  
 Scorers: Cindy CHAN (HKG), Emily JOU (TPE), Siu Chun MOK (HKG)  
 TC: Roger TSAI (TPE), Calvin Chih-Shien YEH (TPE)  
 Start: 10:31 Time: 1:43 Attendance: 500 Weather: Cloudy, 32°C

# GAME SUMMARY - RESULTADO DEL JUEGO 2



## DOMINICAN REPUBLIC – CZECHIA



Jul 25, 2025 at Tainan (TPE) (ASPAC B)

Dominican Republic.015 206 - 14 15 1  
Czechia.....305 000 - 8 10 1

### Dominican Republic 14

PLAYER	AB	R	H	BI	2B	3B	HR	BB	SB	CS	HP	SH	SF	SO	IBB	KL	GDP	PO	A	E
RODRIGUEZ Marvin ss	3	2	2	0	0	0	0	0	2	0	1	0	0	1	0	0	0	1	3	0
DE LOS SANTOS Yeison 2b	4	2	1	0	0	0	0	0	0	0	0	0	0	0	0	0	0	0	3	0
VASQUEZ Angel 2b	0	0	0	0	0	0	0	0	0	0	0	0	0	0	0	0	0	0	0	0
ZAPATA Bryan 3b/p/1b	4	2	2	3	2	0	0	0	0	0	0	0	0	0	0	0	0	2	1	0
PARRA Luis Manuel lf	4	3	3	3	1	0	0	0	1	0	0	0	0	0	0	0	0	2	0	0
ZAYAS Jadiel c	4	2	2	2	0	0	0	0	0	0	0	0	0	0	0	0	0	8	1	0
RODRIGUEZ Carlos rf	3	1	1	4	0	0	1	1	0	0	0	0	0	0	0	0	0	0	0	0
CLAUDIO Erick 1b/p	4	0	2	0	0	0	0	0	2	0	0	0	0	0	0	0	0	5	0	0
PEREZ Albert cf	4	0	0	0	0	0	0	0	0	0	0	0	0	3	0	1	0	0	0	0
MONTERO Craifer p	1	1	1	0	1	0	0	0	0	0	0	0	0	0	0	0	0	0	0	0
LUIS Daniel p/p	0	0	0	0	0	0	0	0	0	0	0	0	0	0	0	0	0	0	0	0
MERCEDES Elvin p/3b	1	1	1	1	0	0	1	1	0	0	0	0	0	0	0	0	0	0	1	1
Totals	32	14	15	13	4	0	2	2	5	0	1	0	0	4	0	1	0	18	9	1

### Czechia 8

PLAYER	AB	R	H	BI	2B	3B	HR	BB	SB	CS	HP	SH	SF	SO	IBB	KL	GDP	PO	A	E
STSPANiK David cf	3	1	1	1	0	0	0	1	2	0	0	0	0	1	0	0	0	4	0	0
SVOBODA Teodor 2b/ss/p	3	1	0	0	0	0	0	1	0	0	0	0	0	1	0	0	0	3	3	0
RAMBOUSEK Denis ss/ss	4	1	2	0	0	0	0	0	0	0	0	0	0	0	0	0	0	1	3	1
PROCHAZKA Lev rf	3	2	2	3	0	0	1	0	0	0	0	0	0	1	0	0	0	0	0	0
WIEDNER Eduard c	2	1	1	1	0	0	0	0	0	0	0	0	0	1	0	0	0	1	1	0
TRETERA Martin ph	0	0	0	0	0	0	0	1	0	0	0	0	0	0	0	0	0	0	0	0
LATZKA Tobias c	0	0	0	0	0	0	0	0	0	0	0	0	0	0	0	0	0	3	0	0
RANDL Simon lf	3	1	2	1	1	0	0	0	1	0	0	0	0	0	0	0	0	0	0	0
SERVENKA Jan 1b	3	1	1	1	0	0	0	0	0	0	0	0	0	1	0	1	0	6	0	0
BENDA David 3b	3	0	1	0	0	0	0	0	0	0	0	0	0	1	0	0	0	0	1	0
SALABOVA Adriana p	0	0	0	0	0	0	0	0	0	0	0	0	0	0	0	0	0	0	0	0
LUKSiSEK Jan ph	1	0	0	0	0	0	0	0	0	0	0	0	0	0	0	0	0	0	0	0
SKRABAL Theodor p	0	0	0	0	0	0	0	0	0	0	0	0	0	0	0	0	0	0	0	0
JELiNEK Filip p	1	0	0	1	0	0	0	0	0	0	0	0	0	0	0	0	0	0	0	0
BARTULiK Jeronym p	1	0	0	0	0	0	0	0	0	0	0	0	0	1	0	1	0	0	1	0
DOSTAL JiSi 2b	0	0	0	0	0	0	0	0	0	0	0	0	0	0	0	0	0	0	0	0
Totals	27	8	10	8	2	0	1	3	2	1	0	0	0	7	0	2	0	18	9	1

Dominican Republic	IP	H	R	ER	BB	SO	WP	HP	BK	IBB	SH	SF	2B	3B	HR	AB	BF	FO	GO	NP
MONTERO Craifer	2.0	3	3	3	2	4	1	0	0	0	0	0	0	0	1	9	11	2	0	45
LUIS Daniel	0.2	6	5	5	0	1	1	0	0	0	0	0	2	0	0	8	8	0	1	28
MERCEDES Elvin	0.1	0	0	0	0	0	0	0	0	0	0	0	0	0	0	1	1	0	1	3
ZAPATA Bryan W,1-0	2.0	1	0	0	1	2	0	0	0	0	0	0	0	0	0	6	7	0	3	26
CLAUDIO Erick	1.0	0	0	0	0	0	0	0	0	0	0	0	0	0	0	3	3	1	2	12

Czechia	IP	H	R	ER	BB	SO	WP	HP	BK	IBB	SH	SF	2B	3B	HR	AB	BF	FO	GO	NP
SALABOVA Adriana	2.0	3	1	1	0	0	0	0	0	0	0	0	1	0	0	8	8	3	2	22
SKRABAL Theodor	0.1	5	5	4	0	1	0	0	0	0	0	0	2	0	0	6	6	0	0	15
JELiNEK Filip	0.2	1	2	1	1	1	1	1	0	0	0	0	0	0	1	3	5	0	1	23
BARTULiK Jeronym L,0-1	2.0	1	1	1	1	1	1	0	0	0	0	0	0	0	0	7	8	3	2	33
RAMBOUSEK Denis	0.1	5	5	5	0	0	0	0	0	0	0	0	1	0	1	6	6	0	1	13
SVOBODA Teodor	0.2	0	0	0	0	1	0	0	0	0	0	0	0	0	2	2	1	0	9	

Umpires: HP-Chuan-Mu CHENG (TPE), 1B-David de Jesus SOLIS PUENTE (MEX),  
2B-Eric Bosquez Rodriguez (PAN), 3B-Harry Allan DUFFY (RSA)  
Scorers: Connie Stoyakovich (AUS), SHIH-CHUNG YUAN (TPE), Wayne HORNG (TPE)  
TC: Jose Augusto SANCHEZ PEREZ (MEX), Leo Agus CAHYONO (INA)  
Start: 10:30 Time: 2:00 Attendance: 75 Weather: Cloudy, 33°C

# GAME SUMMARY - RESULTADO DEL JUEGO 3



## GERMANY – JAPAN



Jul 25, 2025 at Tainan (TPE) (ASPAC Youth)

Germany.....000 0 - 0 0 5  
 Japan.....063 8 - 17 12 0

### Germany 0

PLAYER	AB	R	H	BI	2B	3B	HR	BB	SB	CS	HP	SH	SF	SO	IBB	KL	GDP	PO	A	E
KANEKO Felix Corneli p	1	0	0	0	0	0	0	1	0	1	0	0	0	0	0	0	0	0	1	0
SCHLoFFEL Ben Jan-La p	0	0	0	0	0	0	0	0	0	0	0	0	0	0	0	0	0	0	0	0
YANG Noah p	0	0	0	0	0	0	0	0	0	0	0	0	0	0	0	0	0	0	0	0
BRAUCH Mona 3b	2	0	0	0	0	0	0	0	0	0	0	0	0	1	0	0	0	0	0	0
SCHUMACHER MilosS 2b	2	0	0	0	0	0	0	0	0	0	0	0	0	2	0	0	0	1	0	1
STROBEL Tim 2b	0	0	0	0	0	0	0	0	0	0	0	0	0	0	0	0	0	0	0	0
KRISCHOK Artin Joel ss	1	0	0	0	0	0	0	1	0	0	0	0	0	1	0	0	0	2	2	2
BUTT Jona rf	1	0	0	0	0	0	0	0	0	0	0	0	0	0	0	0	1	1	0	0
PENKE Thore c	1	0	0	0	0	0	0	0	0	0	0	0	0	1	0	0	0	2	0	0
SLATON Dexter c	0	0	0	0	0	0	0	0	0	0	0	0	0	0	0	0	0	0	0	1
HEDTLER Erik lb	1	0	0	0	0	0	0	0	0	0	0	0	0	0	0	0	0	3	0	0
ROUSSEAU Jonah cf	0	0	0	0	0	0	0	1	0	0	0	0	0	0	0	0	0	1	0	0
KRuGER Tim Logan lf	1	0	0	0	0	0	0	0	0	0	0	0	0	0	0	0	0	0	0	1
Totals	10	0	0	0	0	0	0	3	0	1	0	0	0	5	0	0	1	10	3	5

### Japan 17

PLAYER	AB	R	H	BI	2B	3B	HR	BB	SB	CS	HP	SH	SF	SO	IBB	KL	GDP	PO	A	E
OGAWA TYLER lf	3	2	0	0	0	0	0	0	0	0	0	0	0	0	0	0	0	0	0	0
FUKUYAMA Kosei p	1	0	0	0	0	0	0	0	0	0	0	0	0	0	0	0	0	0	0	0
YOSHIZUKA Shinnosuke 2b/p/2b	3	0	2	1	0	0	0	0	0	0	0	0	0	0	0	0	0	0	2	0
SHIMOHIRA Jota ph	0	1	0	0	0	0	0	1	0	0	0	0	0	0	0	0	0	0	0	0
TERADA Daichi 3b	2	2	2	2	0	0	0	2	0	0	0	0	0	0	0	0	0	0	0	0
TOYAMA Taiki cf	4	2	2	4	0	0	0	0	0	0	0	0	0	1	0	0	0	0	0	0
HASHIMOTO Shotaro 1b/2b/rf/lf	3	0	1	2	1	0	0	0	0	0	0	0	0	0	0	0	0	2	1	0
MARUYAMA Toshiki ph	1	1	1	3	0	0	1	0	0	0	0	0	0	0	0	0	0	0	0	0
SAHASHI Riku p/lb	3	2	2	0	2	0	0	0	1	0	0	0	0	1	0	1	0	3	1	0
OHARA Sojiro rf/p/rf	1	3	1	0	0	0	0	2	2	0	0	0	0	0	0	0	0	0	0	0
IBARAKI Yunosuke ss	3	1	0	0	0	0	0	0	0	0	0	0	0	0	0	0	0	2	1	0
KAWAZU Yugo c	2	3	1	1	0	0	0	1	0	0	0	0	0	0	0	0	0	5	2	0
Totals	26	17	12	13	3	0	1	6	3	0	0	0	0	2	0	1	0	12	7	0

Germany	IP	H	R	ER	BB	SO	WP	HP	BK	IBB	SH	SF	2B	3B	HR	AB	BF	FO	GO	NP
KANEKO Felix Corneli L,0-1	2.2	9	9	3	2	2	1	0	2	0	0	0	2	0	0	20	22	3	3	64
SCHLoFFEL Ben Jan-La	0.2	1	6	5	4	0	3	0	0	0	0	0	1	0	0	4	8	2	0	33
YANG Noah	0.0	2	2	2	0	0	0	0	0	0	0	0	0	0	1	2	2	0	0	7
Japan	IP	H	R	ER	BB	SO	WP	HP	BK	IBB	SH	SF	2B	3B	HR	AB	BF	FO	GO	NP
SAHASHI Riku	1.0	0	0	0	0	1	0	0	0	0	0	0	0	0	0	3	3	1	1	9
YOSHIZUKA Shinnosuke W,1-0	1.0	0	0	0	1	1	0	0	0	0	0	0	0	0	0	2	3	0	1	15
OHARA Sojiro	1.0	0	0	0	2	0	1	0	0	0	0	0	0	0	0	2	4	1	1	17
FUKUYAMA Kosei	1.0	0	0	0	0	3	0	0	0	0	0	0	0	0	0	3	3	0	0	13

Umpires: HP-Yuri MACCHIAVELLI (ITA), 1B-Chao-Chieh CHEN (TPE),  
 2B-Josh Matavesi (AUS), 3B-David de Jesus SOLIS PUENTE (MEX)  
 Scorers: Siu Chun MOK (HKG), Emily JOU (TPE), Cindy CHAN (HKG)  
 TC: Jonathan MA (HKG), Leo Agus CAHYONO (INA)  
 Start: 14:31 Time: 1:15 Attendance: 250 Weather: Cloudy, 32°C

# GAME SUMMARY - RESULTADO DEL JUEGO 4



## USA – PANAMA



Jul 25, 2025 at Tainan (TPE) (ASPAC B)

```
-----
United States of America.201 500 - 8 9 0
Panama.....100 100 - 2 1 2
-----
```

### United States of America 8

PLAYER	AB	R	H	BI	2B	3B	HR	BB	SB	CS	HP	SH	SF	SO	IBB	KL	GDP	PO	A	E
MOUNT Duncan Cooper cf/p	2	2	1	1	1	0	0	1	0	0	0	0	0	0	0	0	0	2	0	0
BLISS Brock Easton p/p	1	0	1	0	0	0	0	0	0	0	0	0	0	0	0	0	0	0	1	0
VALADEZ Kristian Uri p/3b	3	2	1	3	0	0	1	1	0	0	0	0	0	0	0	0	0	1	1	0
CHIKODROFF Christoph lf/rf	4	2	3	0	2	0	0	0	0	0	0	0	0	0	0	0	0	0	0	0
SPRAY Jaxon Baker lb	2	0	0	2	0	0	0	0	0	0	2	0	0	0	0	0	0	8	0	0
CARSON Jack Henry rf/cf	2	0	0	2	0	0	0	0	0	0	0	0	1	0	0	0	0	1	0	0
SAPP Kai Alexander cf	1	0	0	0	0	0	0	0	0	0	0	0	0	0	0	0	0	1	0	0
ROTH Radner Michael c	4	0	1	0	0	0	0	0	0	0	0	0	0	2	0	1	0	5	0	0
BITZENHOFER Mason Co 2b	3	0	0	0	0	0	0	0	0	0	0	0	0	0	0	0	0	0	1	0
HATCH Nolan Michael 2b	0	0	0	0	0	0	1	0	0	0	0	0	0	0	0	0	0	0	1	0
MC GEE Russell Marcho ss	4	1	1	0	0	0	0	0	0	0	0	0	0	1	0	1	0	0	2	0
ELLIOTT JR Antonio L 3b/lf	2	1	1	0	1	0	0	0	0	0	1	0	0	0	0	0	0	0	0	0
Totals	28	8	9	8	4	0	1	3	0	0	3	0	1	3	0	2	0	18	6	0

### Panama 2

PLAYER	AB	R	H	BI	2B	3B	HR	BB	SB	CS	HP	SH	SF	SO	IBB	KL	GDP	PO	A	E
MARTINEZ DE LEON Fer rf	2	0	0	0	0	0	0	0	0	0	0	0	0	0	0	0	0	0	0	0
ZAPATA HERNANDEZ Ped rf	1	0	0	0	0	0	0	0	0	0	0	0	0	0	0	0	0	2	0	0
MONTILLA MIRANDA Max ss	1	1	0	0	0	0	0	1	0	0	1	0	0	0	0	0	0	3	2	1
COUSINS PINZON Josep lb/3b	1	1	0	0	0	0	2	0	0	0	0	0	0	0	0	0	0	3	0	0
CONCEPCION VELASQUEZ cf/p	2	0	0	0	0	0	0	0	0	1	0	0	0	0	0	0	0	4	0	0
CAMPOS YANEZ David Y c	2	0	0	0	0	0	0	0	0	0	1	0	0	1	0	0	0	3	0	0
RIOS SOTILLO Aymar Y 2b/p/cf	3	0	1	1	0	0	0	0	0	0	0	0	0	1	0	0	0	0	0	0
CABALLERO CASTILLO C lf	2	0	0	0	0	0	0	0	0	0	0	0	0	0	0	0	0	1	1	1
LEDEZMA SAMUDIO GABR ph	1	0	0	0	0	0	0	0	0	0	0	0	0	1	0	0	0	0	0	0
MARSHALL SAUCEDO Ty 3b/2b	2	0	0	0	0	0	0	0	0	0	0	0	0	1	0	1	0	1	1	0
GONDOLA COSIO Angel p	0	0	0	0	0	0	0	0	0	0	0	0	0	0	0	0	0	0	0	0
GRAJALES SALINAS Kha p	1	0	0	0	0	0	0	0	0	0	0	0	0	1	0	0	0	0	0	0
RODRIGUEZ MARTINEZ A p	0	0	0	0	0	0	0	0	0	0	0	0	0	0	0	0	0	0	0	0
GONZALEZ GODOY Danie p	0	0	0	0	0	0	0	0	0	0	0	0	0	0	0	0	0	0	0	0
RICHARDS RIVERA Orla ph/lb	1	0	0	0	0	0	0	0	0	0	0	0	0	0	0	0	0	1	0	0
Totals	19	2	1	1	0	0	0	3	0	0	3	0	0	5	0	1	0	18	4	2

United States of America	IP	H	R	ER	BB	SO	WP	HP	BK	IBB	SH	SF	2B	3B	HR	AB	BF	FO	GO	NP
VALADEZ Kristian Uri	3.0	0	1	1	2	3	1	0	0	0	0	0	0	0	0	9	11	3	3	42
MOUNT Duncan Cooper	0.0	0	1	1	1	0	0	2	0	0	0	0	0	0	0	0	3	0	0	10
BLISS Brock Easton W,1-0	3.0	1	0	0	0	2	0	1	0	0	0	0	0	0	0	10	11	4	3	25

Panama	IP	H	R	ER	BB	SO	WP	HP	BK	IBB	SH	SF	2B	3B	HR	AB	BF	FO	GO	NP
GONDOLA COSIO Angel L,0-1	0.0	1	2	2	2	0	0	1	0	0	0	0	0	0	0	1	4	0	0	19
GRAJALES SALINAS Kha	3.0	3	2	2	0	1	1	0	0	0	0	1	2	0	0	12	13	6	2	40
RODRIGUEZ MARTINEZ A	0.0	1	2	2	0	0	0	1	0	0	0	0	1	0	0	1	2	0	0	7
GONZALEZ GODOY Danie	1.0	3	2	2	0	0	1	0	0	0	0	0	1	0	1	6	6	1	2	14
RIOS SOTILLO Aymar Y	1.0	1	0	0	0	0	0	0	0	0	0	0	0	0	0	4	4	3	0	9
CONCEPCION VELASQUEZ	1.0	0	0	0	1	2	0	1	0	0	0	0	0	0	0	4	6	0	1	25

Umpires: HP-Rafael RAMIREZ CABRERA (MEX), 1B-Keita TSUCHIYA (JPN),  
 2B-Harry Allan DUFFY (RSA), 3B-WEN LUNG TSAO (TPE)  
 Scorers: Connie Stoyakovich (AUS), SHIH-CHUNG YUAN (TPE), Wayne HORNG (TPE)  
 TC: Nicky TO (HKG), Yutaka SHIBATA (JPN)  
 Start: 14:31 Time: 1:51 Attendance: 350 Weather: Cloudy, 30°C

# GAME SUMMARY - RESULTADO DEL JUEGO 5



## CUBA – CHINESE TAIPEI



Jul 25, 2025 at Tainan (TPE) (ASPAC Youth)

Cuba.....001 020 - 3 7 2  
 Chinese Taipei.....123 00(X) - 6 9 1

### Cuba 3

PLAYER	AB	R	H	BI	2B	3B	HR	BB	SB	CS	HP	SH	SF	SO	IBB	KL	GDP	PO	A	E
RAMIREZ SOCORRO Yan 2b	3	0	0	0	0	0	0	1	0	0	0	0	0	3	0	0	0	2	2	0
ZAMORA HERNANDEZ Den 3b	4	2	2	0	0	0	0	0	0	0	0	0	0	2	0	1	0	1	1	0
LLUCH DIAZ Maykol Ma cf	4	0	0	0	0	0	0	0	0	0	0	0	0	1	0	0	0	2	0	0
GARCIA SEGUNDO Sean lf	3	1	2	3	0	0	1	0	0	0	0	0	0	0	0	0	0	0	0	1
REYES PEREZ Jordan p	1	0	0	0	0	0	0	0	0	0	0	0	0	1	0	1	0	0	0	0
GARCIA VERDECIA Xavi p	1	0	0	0	0	0	0	0	0	0	0	0	0	1	0	0	0	0	2	0
CASTILLO DIEZ Ivan L ph	1	0	0	0	0	0	0	0	0	0	0	0	0	1	0	0	0	0	0	0
PADRON MONTERREY Jos p	0	0	0	0	0	0	0	0	0	0	0	0	0	0	0	0	0	0	0	0
TORRES DIAZ Yuceider c	3	0	1	0	0	0	0	0	0	0	0	0	0	0	0	0	0	0	2	0
VERA MAC DONALL Marc lb	3	0	1	0	0	0	0	0	0	0	0	0	0	1	0	1	0	6	0	0
PRIETO GARCIA Diange rf	2	0	0	0	0	0	1	0	0	0	0	0	0	2	0	2	0	1	0	1
PENTON ZAYAS Yeison ss	1	0	1	0	0	0	0	2	0	0	0	0	0	0	0	0	0	3	2	0
Totals	26	3	7	3	0	0	1	4	0	0	0	0	0	12	0	5	0	15	9	2

### Chinese Taipei 6

PLAYER	AB	R	H	BI	2B	3B	HR	BB	SB	CS	HP	SH	SF	SO	IBB	KL	GDP	PO	A	E
HU CHENG-EN rf	4	1	1	0	0	0	0	0	0	0	0	0	0	0	0	0	0	0	0	0
CHUANG YING-YI rf	0	0	0	0	0	0	0	0	0	0	0	0	0	0	0	0	0	0	0	0
LI CYUAN-EN c	3	0	1	2	0	0	0	1	0	0	0	0	0	0	1	0	0	11	1	0
ZHONG DING-XU p/lb	4	0	0	1	0	0	0	0	0	0	0	0	0	0	0	0	0	1	0	1
WU SHANG-CHENG p	0	0	0	0	0	0	0	0	0	0	0	0	0	0	0	0	0	0	0	0
CHEN QI-SHENG lb/p/lb	2	1	2	0	0	0	0	0	0	0	1	0	0	0	0	0	0	2	0	0
LI BING-RONG cf	2	1	2	0	0	0	0	1	0	0	0	0	0	0	0	0	0	1	0	0
GU MENG-JIE lf	3	1	1	0	0	0	0	0	0	0	0	0	0	0	0	0	1	0	0	0
HSIEH CHENG-CHUN ss	2	0	1	2	0	0	1	1	0	0	0	0	0	0	1	0	0	2	2	0
HUANG YU-QIAN 2b	1	1	0	1	0	0	0	1	1	0	0	1	0	0	0	0	0	0	1	0
LIN KAI-CHEN 3b	0	1	0	0	0	0	0	0	1	0	2	0	0	0	0	0	0	1	0	0
ZHANG YUN-EN ph	1	0	1	0	0	0	0	0	0	0	0	0	0	0	0	0	0	0	0	0
LIN SHU-YAN 3b	0	0	0	0	0	0	0	0	0	0	0	0	0	0	0	0	0	0	0	0
Totals	22	6	9	6	0	0	0	4	3	0	3	1	0	0	2	0	1	18	4	1

Cuba	IP	H	R	ER	BB	SO	WP	HP	BK	IBB	SH	SF	2B	3B	HR	AB	BF	FO	GO	NP
REYES PEREZ Jordan L,0-1	1.2	3	3	3	2	0	1	1	1	0	0	0	0	0	0	8	11	4	1	44
GARCIA VERDECIA Xavi	2.1	5	3	3	2	0	0	2	0	2	1	0	0	0	0	10	15	2	4	31
PADRON MONTERREY Jos	1.0	1	0	0	0	0	0	0	1	0	0	0	0	0	0	4	4	1	2	11
Chinese Taipei	IP	H	R	ER	BB	SO	WP	HP	BK	IBB	SH	SF	2B	3B	HR	AB	BF	FO	GO	NP
ZHONG DING-XU	3.0	4	1	1	1	7	1	0	0	0	0	0	0	0	0	13	14	0	2	55
CHEN QI-SHENG W,1-0	2.1	3	2	2	2	4	0	0	0	0	0	0	0	0	1	11	13	2	1	42
WU SHANG-CHENG SV,1	0.2	0	0	0	1	1	0	0	0	0	0	0	0	0	0	2	3	1	0	13

Umpires: HP-Benjamin Nash (AUS), 1B-Josh Matavesi (AUS),  
 2B-Seok-Min HWANG (KOR), 3B-Yuri MACCHIAVELLI (ITA)  
 Scorers: Stephanie WINKLER (GER), Hong-Yu ZHANG (TPE), Siu Chun MOK (HKG)  
 TC: Nicky TO (HKG), Jose Augusto SANCHEZ PEREZ (MEX)  
 Start: 18:30 Time: 1:59 Attendance: 2000 Weather: Cloudy, 31°C

# GAME SUMMARY - RESULTADO DEL JUEGO 6



## SOUTH AFRICA – KOREA



Jul 25, 2025 at Tainan (TPE) (ASPAC B)

-----  
 South Africa.....000 0 - 0 1 5  
 Korea.....647 (X) - 17 10 0  
 -----

### South Africa 0

PLAYER	AB	R	H	BI	2B	3B	HR	BB	SB	CS	HP	SH	SF	SO	IBB	KL	GDP	PO	A	E
LONG Jarred Stephen p	0	0	0	0	0	0	0	1	1	0	0	0	0	0	0	0	0	1	0	1
SAGE Mason Cooper p/3b	1	0	0	0	0	0	0	0	0	0	0	0	0	0	0	0	0	0	0	0
DE LANGE Luke Herlo 1b	2	0	0	0	0	0	0	0	0	0	0	0	0	1	0	0	0	1	0	1
AMOS Kaleb Riley ss	2	0	1	0	0	0	0	0	0	0	0	0	0	1	0	0	0	0	1	0
BAILES Luke lf	2	0	0	0	0	0	0	0	0	0	0	0	0	2	0	1	0	1	0	0
GROBLER Evan 3b	0	0	0	0	0	0	1	0	1	0	0	0	0	0	0	0	0	0	0	1
MPHAHLELE Mosa Samue p	0	0	0	0	0	0	0	0	0	0	0	0	0	0	0	0	0	1	0	1
LERWILL Nate Justin ph	0	0	0	0	0	0	1	0	0	0	0	0	0	0	0	0	0	0	0	0
MPHAHLELE Rebone Bra 2b	2	0	0	0	0	0	0	0	0	0	0	0	0	1	0	1	0	1	0	0
COLEMAN Riley Foster c	1	0	0	0	0	0	0	0	0	0	0	0	0	0	0	0	0	2	0	0
SOTYATO Abulele Siba cf	0	0	0	0	0	0	1	0	1	0	0	0	0	0	0	0	0	1	0	1
SAVIDES Sebastian Bl rf	1	0	0	0	0	0	0	0	0	0	0	0	0	1	0	0	0	1	0	0
Totals	11	0	1	0	0	0	0	4	1	2	0	0	0	6	0	2	0	9	1	5

### Korea 17

PLAYER	AB	R	H	BI	2B	3B	HR	BB	SB	CS	HP	SH	SF	SO	IBB	KL	GDP	PO	A	E
HA Jeongwoo ss	2	1	1	0	0	0	0	1	0	0	0	0	0	0	0	0	0	2	0	0
KANG Giung ph/ss	1	1	1	0	1	0	0	0	0	0	0	0	0	0	0	0	0	0	0	0
LEE Jeongwoo rf	1	1	0	0	0	0	0	1	1	0	0	0	0	1	0	0	0	0	0	0
SEO Jeongan ph/rf	1	0	0	1	0	0	0	0	0	0	0	0	1	0	0	0	0	0	1	0
PARK Jihwan cf	1	2	1	1	1	0	0	1	1	0	0	0	0	0	0	0	0	0	0	0
KWON Yunseo ph/cf	2	0	0	0	0	0	0	0	0	0	0	0	0	0	0	0	0	1	0	0
HONG Sunghyun 3b	1	0	0	0	0	0	0	0	0	0	0	0	0	0	0	0	0	0	0	0
LEE Jeongwoo 3b	1	2	1	0	0	0	1	1	0	0	0	0	0	0	0	0	0	0	2	0
YANG Leo 2b	0	2	0	0	0	0	0	1	1	0	1	0	0	0	0	0	0	0	1	0
KIM Doyoon ph/2b	1	1	1	1	0	0	0	0	0	0	0	0	0	0	0	0	0	0	0	0
LEE Jaeseung 1b	1	2	0	0	0	0	0	1	0	0	1	0	0	1	0	0	0	3	0	0
HWANG Jaewon lf	0	1	0	1	0	0	0	1	0	0	0	0	0	0	0	0	0	0	0	0
KIM Dohong ph/lf	2	1	1	2	1	0	0	0	0	0	0	0	0	0	0	0	0	0	0	0
MIN Donghyeon c	1	1	1	1	1	0	0	0	0	0	1	0	0	0	0	0	0	4	1	0
KIM Jaeyun c	0	1	0	0	0	0	0	1	0	0	0	0	0	0	0	0	0	2	0	0
CHOI Yunjae p	1	0	1	1	0	0	0	0	1	0	0	0	0	0	0	0	0	0	0	0
YOO Seojun ph/p	1	0	1	0	0	0	0	0	0	0	0	0	0	0	0	0	0	0	1	0
KIM Dohwan ph/p	1	1	1	3	0	0	1	0	0	0	0	0	0	0	0	0	0	0	0	0
Totals	18	17	10	11	4	0	1	8	5	0	3	0	1	2	0	0	0	12	6	0

South Africa	IP	H	R	ER	BB	SO	WP	HP	BK	IBB	SH	SF	2B	3B	HR	AB	BF	FO	GO	NP
LONG Jarred Stephen L,0-1	0.1	2	6	6	4	0	0	2	1	0	0	0	1	0	0	3	9	1	0	32
SAGE Mason Cooper	1.2	4	4	4	2	2	3	0	1	0	0	0	1	0	0	9	11	2	1	37
MPHAHLELE Mosa Samue	1.0	4	7	6	2	0	1	1	1	0	0	1	2	0	1	6	10	3	0	28

Korea	IP	H	R	ER	BB	SO	WP	HP	BK	IBB	SH	SF	2B	3B	HR	AB	BF	FO	GO	NP
CHOI Yunjae	2.0	0	0	0	2	4	0	0	0	0	0	0	0	0	0	5	7	0	1	35
YOO Seojun W,1-0	1.0	0	0	0	1	1	0	0	0	0	0	0	0	0	0	2	3	0	1	10
KIM Dohwan	1.0	1	0	0	1	1	0	0	0	0	0	0	0	0	0	4	5	1	1	20

Umpires: HP-Eric Bosquez Rodríguez (PAN), 1B-Chuan-Mu CHENG (TPE),  
 2B-Rafael RAMIREZ CABRERA (MEX), 3B-Jung Cheng Huang (TPE)  
 Scorers: Wayne HORNG (TPE), Connie Stoyakovich (AUS), Yun-Ting SU (TPE)  
 TC: Jonathan MA (HKG), Chin-Tsai CHEN (TPE)  
 Start: 19:30 Time: 1:22 Attendance: 430 Weather: Cloudy, 29°C

# GAME SUMMARY - RESULTADO DEL JUEGO 7



## CZECHIA – USA



Jul 26, 2025 at Tainan (TPE) (ASPAC Youth)

-----  
 Czechia.....000 000 - 0 3 4  
 United States of America.123 00(X) - 6 7 1  
 -----

### Czechia 0

PLAYER	AB	R	H	BI	2B	3B	HR	BB	SB	CS	HP	SH	SF	SO	IBB	KL	GDP	PO	A	E
STSPANiK David cf	3	0	0	0	0	0	0	0	0	0	0	0	0	0	0	0	0	0	0	0
SVOBODA Teodor 2b	3	0	0	0	0	0	0	0	0	0	0	0	0	1	0	0	0	1	0	0
RAMBOUSEK Denis ss	3	0	2	0	1	0	0	0	0	0	0	0	0	0	0	0	0	0	1	0
PROCHAZKA Lev rf	3	0	0	0	0	0	0	0	0	0	0	0	0	1	0	0	0	0	0	0
RANDL Simon p	1	0	1	0	0	0	0	0	0	0	0	0	0	0	0	0	0	0	0	1
DOSTAL JiSi p	1	0	0	0	0	0	0	0	0	0	0	0	0	1	0	0	0	1	0	1
TRETERA Martin p	0	0	0	0	0	0	0	0	0	0	0	0	0	0	0	0	0	0	0	0
WIEDNER Eduard p	0	0	0	0	0	0	0	0	0	0	0	0	0	0	0	0	0	1	0	0
SERVENKA Jan 1b	2	0	0	0	0	0	0	0	0	0	0	0	0	2	0	0	0	6	1	0
BENDA David 3b	1	0	0	0	0	0	0	0	0	0	1	0	0	1	0	0	0	3	2	1
LATZKA Tobias c	2	0	0	0	0	0	0	0	0	0	0	0	0	2	0	1	0	3	3	1
KUBAT Jakub lf	1	0	0	0	0	0	0	0	0	0	0	0	0	1	0	0	0	0	1	0
LUKSiSEK Jan ph/lf	1	0	0	0	0	0	0	0	0	0	0	0	0	0	0	0	0	0	0	0
Totals	21	0	3	0	1	0	0	0	0	0	1	0	0	9	0	1	0	15	8	4

### United States of America 6

PLAYER	AB	R	H	BI	2B	3B	HR	BB	SB	CS	HP	SH	SF	SO	IBB	KL	GDP	PO	A	E
SAPP Kai Alexander cf	2	1	0	0	0	0	0	0	1	0	1	0	0	1	0	0	0	1	0	0
VALADEZ Kristian Uri 3b	2	0	0	0	0	0	0	1	0	0	0	0	0	1	0	1	0	0	2	0
CHIKODROFF Christoph rf	3	0	0	0	0	0	0	0	0	0	0	0	0	1	0	0	0	1	0	0
SPRAY Jaxon Baker 1b	2	1	2	0	0	0	0	0	0	0	0	0	0	0	0	0	0	6	0	0
ROMERO Jake Tito ph/lb	1	0	0	0	0	0	0	0	0	0	0	0	0	1	0	0	0	1	0	0
SHELL Barret Warren p	2	1	1	2	0	0	1	0	0	0	0	0	0	0	0	0	0	0	0	0
WILHITE Jameson John p	1	0	0	0	0	0	0	0	0	0	0	0	0	1	0	0	0	0	0	0
BITZENHOFER Mason Co p	0	0	0	0	0	0	0	0	0	0	0	0	0	0	0	0	0	0	0	0
ROTH Radner Michael c	2	1	2	0	1	0	0	0	0	0	0	0	0	0	0	0	0	6	3	0
SUNDBY Hunter Matthe ph/c	1	0	0	0	0	0	0	0	0	0	0	0	0	0	0	0	0	1	0	0
HATCH Nolan Michael 2b	2	2	1	0	0	0	0	0	1	0	1	0	0	0	0	0	0	0	1	1
MCGEE Russell Marcho ss	2	0	0	2	0	0	0	0	0	0	0	0	0	0	0	0	0	2	1	0
ELLIOTT JR Antonio L lf	1	0	1	0	0	0	0	0	0	1	0	1	0	0	0	0	0	0	0	0
Totals	21	6	7	4	1	0	1	1	2	1	2	1	0	5	0	1	0	18	7	1

Czechia	IP	H	R	ER	BB	SO	WP	HP	BK	IBB	SH	SF	2B	3B	HR	AB	BF	FO	GO	NP
RANDL Simon L,0-1	2.0	3	3	2	1	3	2	1	1	0	1	0	1	0	0	9	12	1	2	41
DOSTAL JiSi	1.0	4	3	3	0	0	1	1	0	0	0	0	0	0	0	6	7	0	1	18
TRETERA Martin	1.1	0	0	0	0	2	0	0	0	0	0	0	0	0	0	4	4	1	1	14
WIEDNER Eduard	0.2	0	0	0	0	0	0	0	0	0	0	0	0	0	0	2	2	2	0	3

United States of America	IP	H	R	ER	BB	SO	WP	HP	BK	IBB	SH	SF	2B	3B	HR	AB	BF	FO	GO	NP
SHELL Barret Warren	3.0	2	0	0	0	4	0	1	0	0	0	0	1	0	0	11	12	1	3	39
WILHITE Jameson John W,1-0	2.0	0	0	0	0	4	0	0	0	0	0	0	0	0	0	6	6	2	0	21
BITZENHOFER Mason Co	1.0	1	0	0	0	1	0	0	0	0	0	0	0	0	0	4	4	2	0	10

Umpires: HP-WEN LUNG TSAO (TPE), 1B-Eric Bosquez Rodríguez (PAN),  
 2B-Yuri MACCHIAVELLI (ITA), 3B-Seok-Min HWANG (KOR)  
 Scorers: Connie Stoyakovich (AUS), Yun-Ting SU (TPE), Stephanie WINKLER (GER)  
 TC: Yutaka SHIBATA (JPN), Roger TSAI (TPE)  
 Start: 10:29 Time: 1:25 Attendance: 600 Weather: Cloudy, 29°C

# GAME SUMMARY - RESULTADO DEL JUEGO 8



## GERMANY – MEXICO



Jul 26, 2025 at Tainan (TPE) (ASPAC B)

```

-----
Germany.....010 000   - 1  0  0
Mexico.....140 31(X)  - 9 10  1
-----
    
```

### Germany 1

PLAYER	AB	R	H	BI	2B	3B	HR	BB	SB	CS	HP	SH	SF	SO	IBB	KL	GDP	PO	A	E
KANEKO Felix Corneli rf	2	0	0	0	0	0	0	1	0	0	0	0	0	0	0	0	0	2	0	0
KRISCHOK Artin Joel ss	3	0	0	0	0	0	0	0	0	0	0	0	0	1	0	0	0	2	5	0
ATTRIDGE Sam lf	3	0	0	0	0	0	0	0	0	0	0	0	0	1	0	1	1	0	0	0
HOLZHEY Moritz Steff 1b	1	1	0	0	0	0	0	1	0	0	0	0	0	1	0	1	0	6	0	0
BUTT Jona p	2	0	0	0	0	0	0	0	0	0	0	0	0	0	0	0	0	1	1	0
BRAUCH Mona p	0	0	0	0	0	0	0	0	0	0	0	0	0	0	0	0	0	0	0	0
STROBEL Tim 2b	1	0	0	0	0	0	0	1	0	0	0	0	0	0	0	0	0	2	2	0
AWOKOU Azuma Daniel 3b	2	0	0	0	0	0	0	0	0	0	0	0	0	0	0	0	0	0	1	0
SLATON Dexter c	0	0	0	0	0	0	0	1	0	0	0	0	0	0	0	0	0	0	1	0
SCHLOFFEL Ben Jan-La c	1	0	0	0	0	0	0	0	0	0	0	0	0	1	0	0	0	0	0	0
ROUSSEAU Jonah cf	2	0	0	0	0	0	0	0	0	0	0	0	0	1	0	0	0	2	0	0
Totals	17	1	0	0	0	0	0	4	0	0	0	0	0	5	0	2	1	15	10	0

### Mexico 9

PLAYER	AB	R	H	BI	2B	3B	HR	BB	SB	CS	HP	SH	SF	SO	IBB	KL	GDP	PO	A	E
ARMENTA MONCAYO Jose 2b	4	2	3	1	2	0	0	0	0	0	0	0	0	0	0	0	0	2	2	0
GONZALEZ JIMENEZ URI cf	3	2	0	0	0	0	0	1	2	0	0	0	0	0	0	0	0	0	1	0
MIRANDA CUE EDUARDO 1b	1	1	1	3	0	0	1	2	0	0	0	0	1	0	0	0	0	9	1	0
PEREZ RUIZ EMILIANO ss	4	1	3	1	0	0	0	0	0	0	0	0	0	0	0	0	0	2	5	1
CASTILLO JIMENEZ JEA c	4	0	0	0	0	0	0	0	0	0	0	0	0	0	0	0	0	4	2	0
SILVA GARCIA ARTURO rf	1	1	1	0	0	0	0	0	0	0	2	0	0	0	0	0	0	0	0	0
BARENO GONZALEZ BRYA 3b	3	0	2	1	0	0	0	0	0	0	0	0	0	0	0	0	0	0	2	0
ARELLANO TIRADO BRAN lf	2	1	0	0	0	0	0	0	0	0	1	0	0	0	0	0	0	0	0	0
MURILLO MENDOZA RENE p	2	1	0	0	0	0	0	1	0	0	0	0	0	1	0	0	0	0	0	0
ROMANO CRUZ JOSE ANG p	0	0	0	0	0	0	0	0	0	0	0	0	0	0	0	0	0	1	0	0
Totals	24	9	10	6	2	0	1	4	2	0	3	0	1	1	0	0	0	18	13	1

Germany	IP	H	R	ER	BB	SO	WP	HP	BK	IBB	SH	SF	2B	3B	HR	AB	BF	FO	GO	NP
BUTT Jona L,0-1	3.0	5	6	6	3	1	3	3	1	0	0	1	2	0	0	13	20	4	4	62
BRAUCH Mona	2.0	5	3	3	1	0	1	0	0	0	0	0	0	0	1	11	12	2	4	33

Mexico	IP	H	R	ER	BB	SO	WP	HP	BK	IBB	SH	SF	2B	3B	HR	AB	BF	FO	GO	NP
MURILLO MENDOZA RENE W,1-0	5.0	0	1	0	4	5	0	0	0	0	0	0	0	0	0	14	18	1	7	67
ROMANO CRUZ JOSE ANG	1.0	0	0	0	0	0	0	0	0	0	0	0	0	0	0	3	3	1	2	12

Umpires: HP-Harry Allan DUFFY (RSA), 1B-Jung Cheng Huang (TPE),  
 2B-Chao-Chieh CHEN (TPE), 3B-Keita TSUCHIYA (JPN)  
 Scorers: Wayne HORNG (TPE), Cindy CHAN (HKG), Hong-Yu ZHANG (TPE)  
 TC: Jonathan MA (HKG), Chin-Tsai CHEN (TPE)  
 Start: 10:30 Time: 1:39 Attendance: 120 Weather: Cloudy, 28°C

# GAME SUMMARY - RESULTADO DEL JUEGO 9



## SOUTH AFRICA – PANAMA



Jul 26, 2025 at Tainan (TPE) (ASPAC Youth)

-----  
 South Africa.....000 10 - 1 2 6  
 Panama.....014 06 - 11 7 1  
 -----

### South Africa 1

PLAYER	AB	R	H	BI	2B	3B	HR	BB	SB	CS	HP	SH	SF	SO	IBB	KL	GDP	PO	A	E
LONG Jarred Stephen ss	2	0	1	0	0	0	0	0	0	1	0	0	0	1	0	0	0	1	4	1
LERWILL Nate Justin cf	0	1	0	0	0	0	0	2	0	0	0	0	0	0	0	0	0	3	0	0
AMOS Kaleb Riley p	1	0	0	0	0	0	0	0	0	0	0	0	0	0	0	0	1	0	1	0
DE LANGE Luke Herlo p	0	0	0	0	0	0	0	0	0	0	0	0	0	0	0	0	0	0	0	0
SOTYATO Abulele Siba p/2b	1	0	0	0	0	0	0	0	0	0	0	0	0	1	0	0	0	0	1	0
SAGE Mason Cooper 3b	2	0	1	1	0	0	0	0	0	0	0	0	0	1	0	1	0	0	1	2
BRANDERS Troy Justin 1b/p	2	0	0	0	0	0	0	0	0	0	0	0	0	1	0	1	0	7	0	0
HAINS Seth Matthew c	1	0	0	0	0	0	0	0	0	0	0	0	0	1	0	0	0	1	0	0
ADAMS Quiwinn Mackhy c	1	0	0	0	0	0	0	0	0	0	0	0	0	1	0	0	0	0	0	1
UYS Casey rf	2	0	0	0	0	0	0	0	0	0	0	0	0	0	0	0	0	0	0	0
BAILES Luke rf	0	0	0	0	0	0	0	0	0	0	0	0	0	0	0	0	0	0	0	0
SAWYER Blaine Vernon lf	1	0	0	0	0	0	0	0	0	0	0	0	0	1	0	0	0	1	0	2
TALIEP Maahir lf	0	0	0	0	0	0	0	0	0	0	0	0	0	0	0	0	0	0	0	0
SAVIDES Sebastian Bl 2b	1	0	0	0	0	0	0	0	0	0	0	0	0	0	0	0	0	1	0	0
GROBLER Evan lb	0	0	0	0	0	0	0	0	0	0	0	0	0	0	0	0	0	0	0	0
Totals	14	1	2	1	0	0	0	2	0	1	0	0	0	7	0	2	1	14	7	6

### Panama 11

PLAYER	AB	R	H	BI	2B	3B	HR	BB	SB	CS	HP	SH	SF	SO	IBB	KL	GDP	PO	A	E
MONTILLA MIRANDA Max ss	4	2	2	1	1	0	0	0	0	0	0	0	0	0	0	0	0	1	2	0
RIOS SOTILLO Aymar Y 2b	3	2	1	2	0	1	0	1	1	0	0	0	0	0	0	0	0	1	5	0
COUSINS PINZON Josep 3b	2	2	2	1	1	0	0	2	1	0	0	0	0	0	0	0	0	0	1	0
CONCEPCION VELASQUEZ cf	3	1	1	1	0	0	0	0	1	0	0	0	1	1	0	0	0	0	0	0
MARTINEZ DE LEON Fer lf	1	0	0	0	0	0	0	1	2	0	0	0	0	0	0	0	0	0	0	0
RICHARDS RIVERA Orla ph	1	0	0	0	0	0	0	0	0	0	0	0	0	0	0	0	0	0	0	0
LEDEZMA SAMUDIO GABR lb	2	0	0	1	0	0	0	0	0	0	0	0	1	0	0	0	0	5	0	0
ZAPATA HERNANDEZ Ped rf	1	2	0	0	0	0	0	2	4	0	0	0	0	0	0	0	0	0	1	0
CAMPOS GARZON NOAH A c	3	0	1	1	0	0	0	0	0	0	0	0	0	0	0	0	0	7	0	0
MARSHALL SAUCEDO Ty pr	0	1	0	0	0	0	0	0	0	0	0	0	0	0	0	0	0	0	0	0
SANTOS VEGA Kelvin J p	2	0	0	0	0	0	0	0	0	0	0	0	0	0	0	0	0	0	0	1
RODRIGUEZ MARTINEZ A p	0	0	0	0	0	0	0	0	0	0	0	0	0	0	0	0	0	1	1	0
CAMPOS YANEZ David Y ph	0	1	0	0	0	0	0	1	0	0	0	0	0	0	0	0	0	0	0	0
Totals	22	11	7	7	2	1	0	7	9	0	0	0	2	1	0	0	0	15	10	1

South Africa	IP	H	R	ER	BB	SO	WP	HP	BK	IBB	SH	SF	2B	3B	HR	AB	BF	FO	GO	NP
AMOS Kaleb Riley L,0-1	2.0	2	2	1	1	1	1	0	0	0	0	0	1	0	0	9	10	2	3	37
DE LANGE Luke Herlo	0.0	0	3	1	3	0	1	0	0	0	0	1	0	0	0	0	4	0	0	16
SOTYATO Abulele Siba	2.2	0	0	0	2	0	0	0	0	0	0	1	0	0	0	7	10	3	5	33
BRANDERS Troy Justin	0.0	5	6	0	1	0	2	0	0	0	0	0	1	1	0	6	7	0	0	16

Panama	IP	H	R	ER	BB	SO	WP	HP	BK	IBB	SH	SF	2B	3B	HR	AB	BF	FO	GO	NP
SANTOS VEGA Kelvin J W,1-0	3.0	1	1	1	2	5	0	0	0	0	0	0	0	0	0	9	11	1	2	45
RODRIGUEZ MARTINEZ A SV,1	2.0	1	0	0	0	2	0	0	0	0	0	0	0	0	0	5	5	0	2	24

Umpires: HP-Chao-Chieh CHEN (TPE), 1B-Rafael RAMIREZ CABRERA (MEX),  
 2B-David de Jesus SOLIS PUENTE (MEX), 3B-WEN LUNG TSAO (TPE)  
 Scorers: Yun-Ting SU (TPE), Connie Stoyakovich (AUS), Stephanie WINKLER (GER)  
 TC: Calvin Chih-Shien YEH (TPE), Chin-Tsai CHEN (TPE)  
 Start: 14:30 Time: 1:31 Attendance: 250 Weather: Cloudy, 30°C

# GAME SUMMARY - RESULTADO DEL JUEGO 10



## CUBA – JAPAN



Jul 26, 2025 at Tainan (TPE) (ASPAC B)

```

-----
Cuba.....000 000   - 0  3  1
Japan.....112 00(X) - 4  6  1
-----
    
```

### Cuba 0

PLAYER	AB	R	H	BI	2B	3B	HR	BB	SB	CS	HP	SH	SF	SO	IBB	KL	GDP	PO	A	E
ZAMORA HERNANDEZ Den 3b	3	0	0	0	0	0	0	0	0	0	0	0	0	0	0	0	0	0	1	0
LLUCH DIAZ Maykol Ma cf	3	0	1	0	0	0	0	0	0	0	0	0	0	2	0	0	0	2	0	0
GARCIA SEGUNDO Sean lf	3	0	1	0	0	0	0	0	0	0	0	0	0	0	0	0	0	0	0	0
REYES PEREZ Yordan lb	3	0	0	0	0	0	0	0	0	0	0	0	0	1	0	1	0	7	0	0
TORRES DIAZ Yuceider c	2	0	0	0	0	0	0	0	0	0	0	0	0	0	0	0	0	1	2	0
VERA MAC DONALL Marc rf	1	0	0	0	0	0	0	1	0	0	0	0	0	1	0	1	0	3	0	0
PENTON ZAYAS Yeison ss	2	0	0	0	0	0	0	0	0	0	0	0	0	0	0	0	0	1	0	0
GOMEZ GONZALEZ Alex 2b	2	0	1	0	0	0	0	0	0	0	0	0	0	0	0	0	0	1	0	1
OSEGUERA LEYVA Jorda 2b	0	0	0	0	0	0	0	0	0	0	0	0	0	0	0	0	0	0	0	0
RAMIREZ SOCORRO Yan p	2	0	0	0	0	0	0	0	0	0	0	0	0	1	0	0	0	0	1	0
Totals	21	0	3	0	0	0	0	1	0	0	0	0	0	5	0	2	0	15	4	1

### Japan 4

PLAYER	AB	R	H	BI	2B	3B	HR	BB	SB	CS	HP	SH	SF	SO	IBB	KL	GDP	PO	A	E
TOYAMA Taiki cf	3	1	1	0	0	1	0	0	0	0	0	0	0	0	0	0	0	2	0	0
YOSHIZUKA Shinnosuke 2b	3	1	0	1	0	0	0	0	0	0	0	0	0	0	0	0	0	2	0	0
HASHIMOTO Shotaro p	3	1	1	0	0	0	0	0	0	0	0	0	0	1	0	0	0	0	2	0
TERADA Daichi lf	2	0	0	1	0	0	0	0	0	0	0	0	1	1	0	0	0	0	0	0
OHARA Sojiro rf	3	1	1	0	0	0	0	0	0	0	0	0	0	0	0	0	0	0	0	0
IBARAKI Yunosuke ss	2	0	1	1	0	0	0	0	0	0	0	0	0	0	0	0	0	0	4	1
SAHASHI Riku lb	2	0	1	1	0	0	0	0	0	0	0	0	0	1	0	0	0	7	0	0
FUKUYAMA Kosei 3b	2	0	0	0	0	0	0	0	0	0	0	0	0	0	0	0	0	1	2	0
KAWAZU Yugo c	1	0	1	0	0	0	0	1	0	0	0	0	0	0	0	0	0	6	1	0
Totals	21	4	6	4	0	1	0	1	0	0	0	0	1	3	0	0	0	18	9	1

Cuba	IP	H	R	ER	BB	SO	WP	HP	BK	IBB	SH	SF	2B	3B	HR	AB	BF	FO	GO	NP
RAMIREZ SOCORRO Yan L,0-1	5.0	6	4	2	1	3	0	0	1	0	0	1	0	1	0	21	23	9	3	68

Japan	IP	H	R	ER	BB	SO	WP	HP	BK	IBB	SH	SF	2B	3B	HR	AB	BF	FO	GO	NP
HASHIMOTO Shotaro W,1-0	6.0	3	0	0	1	5	1	0	0	0	0	0	0	0	0	21	22	4	8	80

Umpires: HP-Josh Matavesi (AUS), 1B-Seok-Min HWANG (KOR),  
 2B-Benjamin Nash (AUS), 3B-Chuan-Mu CHENG (TPE)  
 Scorers: Cindy CHAN (HKG), Hong-Yu ZHANG (TPE), Wayne HORNG (TPE)  
 TC: Leo Agus CAHYONO (INA), Roger TSAI (TPE)  
 Start: 14:29 Time: 1:23 Attendance: 800 Weather: Cloudy, 31°C

# GAME SUMMARY - RESULTADO DEL JUEGO 11



## CHINESE TAIPEI – AUSTRALIA



Jul 26, 2025 at Tainan (TPE) (ASPAC Youth)

Chinese Taipei.....362 02 - 13 7 0  
Australia.....000 00 - 0 1 1

### Chinese Taipei 13

PLAYER	AB	R	H	BI	2B	3B	HR	BB	SB	CS	HP	SH	SF	SO	IBB	KL	GDP	PO	A	E
HU Cheng-en rf	1	3	1	0	0	0	0	2	3	0	0	0	0	0	0	0	0	2	0	0
LEE Yun-ruen p/p/rf	1	1	1	0	0	0	0	0	0	0	0	0	0	0	0	0	0	0	0	0
LI Cyuan-en c	1	2	1	0	0	0	0	1	2	0	0	0	0	0	0	0	0	0	0	0
ZHANG YUN-EN ph/2b/3b	0	2	0	0	0	0	0	2	1	0	0	0	0	0	0	0	0	0	1	0
CHEN Qi-sheng 1b	2	0	0	2	0	0	0	0	0	0	0	1	0	0	0	0	0	3	0	0
WU SHANG-CHENG 1b	1	0	0	1	0	0	0	0	0	0	0	0	0	0	0	0	0	2	0	0
GU Meng-jie lf	0	2	0	0	0	0	0	1	2	0	1	0	0	0	0	0	0	1	0	0
HO Chun lf	2	0	1	2	0	0	0	0	0	0	0	0	0	0	0	0	0	0	0	0
LI Bing-rong cf	0	1	0	1	0	0	0	1	0	0	0	1	0	0	0	0	0	0	0	0
CHUANG Ying-yi ph/cf	2	0	0	1	0	0	0	0	0	0	0	0	0	0	0	0	0	0	0	0
HSIEH Cheng-chun ss	1	1	1	2	1	0	0	1	0	0	0	0	0	0	0	0	0	1	0	0
WANG WEI 3b/p	1	0	0	0	0	0	0	0	0	0	0	0	0	0	0	0	0	1	3	0
LIN Shu-yan 2b/c	2	1	1	3	0	1	0	0	1	0	1	0	0	0	0	0	0	4	0	0
HUANG Yu-qian p	1	0	0	0	0	0	0	0	0	0	0	0	0	0	0	0	0	0	0	0
ZHONG DING-XU ph	1	0	1	1	0	0	0	0	0	0	0	0	0	0	0	0	0	0	0	0
CHEN Yu-shen p	0	0	0	0	0	0	0	0	0	0	0	0	0	0	0	0	0	0	0	0
HOU Tung-yu p/rf/2b	1	0	0	0	0	0	0	0	0	0	0	0	0	0	0	0	0	1	0	0
LIN Kai-chen 3b/ss	3	0	0	0	0	0	0	0	0	0	0	0	1	0	0	0	0	0	2	0
Totals	20	13	7	13	1	1	0	8	9	0	2	0	2	1	0	0	0	15	6	0

### Australia 0

PLAYER	AB	R	H	BI	2B	3B	HR	BB	SB	CS	HP	SH	SF	SO	IBB	KL	GDP	PO	A	E
MCCARTHY Billy Steph cf	2	0	0	0	0	0	0	0	0	0	0	0	0	0	0	0	0	4	0	0
UNCLE Ethan John lf	1	0	0	0	0	0	0	0	0	0	0	0	0	0	0	0	0	0	0	0
NINNIS Harvey Arman lf	1	0	0	0	0	0	0	0	0	0	0	0	0	1	0	0	0	0	0	0
BEEZLEY Benjamin p	0	0	0	0	0	0	0	1	0	0	0	0	0	0	0	0	0	0	0	1
COUGHLIN Ezekiel And pr	0	0	0	0	0	0	0	0	0	0	0	0	0	0	0	0	0	0	0	0
JOHNSON Izaac Anthon p	0	0	0	0	0	0	0	0	0	0	0	0	0	0	0	0	0	0	1	0
REID Xander Paul p	0	0	0	0	0	0	0	0	0	0	0	0	0	0	0	0	0	0	1	0
TAYLOR Preston James p	1	0	0	0	0	0	0	0	0	0	0	0	1	0	0	0	0	0	1	0
JONES Logan Kade c/rf	1	0	0	0	0	0	0	0	0	0	0	0	0	0	0	0	0	1	0	0
KELLY Liam James rf	1	0	0	0	0	0	0	0	0	0	0	0	1	0	0	0	0	0	0	0
CLARKE Jack Leslie 1b	1	0	0	0	0	0	0	0	0	0	0	0	0	0	0	0	0	10	0	0
MASUDA Luku ph	1	0	0	0	0	0	0	0	0	0	0	0	0	0	0	0	0	0	0	0
ASTILL Isaiah Thomas 2b	1	0	0	0	0	0	0	0	0	0	0	0	0	0	0	0	0	0	0	0
TOYE Phillip Alan ss	1	0	0	0	0	0	0	0	0	0	0	0	0	0	0	0	0	0	0	0
MONCRIEFF Felix Geor rf/c	1	0	0	0	0	0	0	0	0	0	0	0	0	0	0	0	0	0	0	0
BEVAN Reef Andrew ph	0	0	0	0	0	0	1	0	0	0	0	0	0	0	0	0	0	0	0	0
HARDING Brock Dennis 3b	2	0	1	0	0	0	0	0	0	0	0	0	0	0	0	0	0	0	0	0
WATERS Jaxon William ss/2b	1	0	0	0	0	0	0	0	0	0	0	0	0	0	0	0	0	0	6	0
Totals	15	0	1	0	0	0	0	2	0	0	0	0	0	3	0	0	0	15	9	1

#### Chinese Taipei

	IP	H	R	ER	BB	SO	WP	HP	BK	IBB	SH	SF	2B	3B	HR	AB	BF	FO	GO	NP
HUANG Yu-qian	1.0	0	0	0	1	0	0	0	0	0	0	0	0	0	0	3	4	2	1	21
CHEN Yu-shen W,1-0	1.0	0	0	0	0	0	0	0	0	0	0	0	0	0	0	3	3	2	1	8
HOU Tung-yu	1.0	1	0	0	0	0	0	0	0	0	0	0	0	0	0	3	3	1	1	11
LEE Yun-ruen	1.0	0	0	0	0	3	0	0	0	0	0	0	0	0	0	3	3	0	0	13
WANG WEI	1.0	0	0	0	1	0	0	0	0	0	0	0	0	0	0	3	4	0	3	10

#### Australia

	IP	H	R	ER	BB	SO	WP	HP	BK	IBB	SH	SF	2B	3B	HR	AB	BF	FO	GO	NP
BEEZLEY Benjamin L,0-1	1.0	2	3	3	2	0	0	1	0	0	0	2	1	0	0	3	8	2	1	30
JOHNSON Izaac Anthon	0.2	1	2	2	1	1	0	0	0	0	0	0	0	0	0	3	4	0	1	22
REID Xander Paul	0.2	3	6	6	4	0	1	1	1	0	0	0	1	0	0	5	10	1	1	36
TAYLOR Preston James	2.2	1	2	2	1	0	0	0	0	0	0	0	0	0	0	9	10	1	7	21

Umpires: HP-David de Jesus SOLIS PUENTE (MEX), 1B-Yuri MACCHIAVELLI (ITA),  
2B-Harry Allan DUFFY (RSA), 3B-Rafael RAMIREZ CABRERA (MEX)

Scorers: Siu Chun MOK (HKG), SHIH-CHUNG YUAN (TPE), Stephanie WINKLER (GER)

TC: Nicky TO (HKG), Jose Augusto SANCHEZ PEREZ (MEX)

Start: 18:31 Time: 1:40 Attendance: 3200 Weather: Cloudy, 31°C

# GAME SUMMARY - RESULTADO DEL JUEGO 12



## KOREA – DOMINICAN REPUBLIC



Jul 26, 2025 at Tainan (TPE) (ASPAC B)

-----  
 Korea.....000 620 - 8 4 0  
 Dominican Republic.001 002 - 3 3 3  
 -----

### Korea 8

PLAYER	AB	R	H	BI	2B	3B	HR	BB	SB	CS	HP	SH	SF	SO	IBB	KL	GDP	PO	A	E
HA Jeongwoo ss/p	3	1	1	1	0	0	0	1	2	0	0	0	0	0	0	0	0	2	1	0
YANG Leo 3b	2	0	0	0	0	0	0	2	1	0	0	0	0	1	0	0	0	0	0	0
PARK Jihwan cf	2	1	0	0	0	0	0	2	0	0	0	0	0	1	0	0	0	0	0	0
HONG Sunghyun 1b	3	0	1	1	0	0	0	0	0	0	0	0	0	1	0	1	0	2	0	0
LEE Jeongwoo ph/rf	1	0	0	0	0	0	0	0	0	0	0	0	0	1	0	0	0	0	0	0
KWON Yunseo p	1	0	0	0	0	0	0	0	0	0	0	0	0	0	0	0	0	0	0	0
LEE Jaeseung p	1	1	0	0	0	0	0	0	0	0	1	0	0	1	0	0	0	1	0	0
KIM Dohong lf	0	0	0	0	0	0	0	0	0	0	0	0	0	0	0	0	0	0	0	0
LEE Jeongwoo 2b	0	2	0	0	0	0	0	2	0	0	1	0	0	0	0	0	0	0	0	0
HWANG Jaewon lf	1	0	0	0	0	0	0	0	0	0	0	0	0	1	0	0	0	0	0	0
KANG Giung ph/lf/ss	0	1	0	0	0	0	0	0	0	0	1	1	0	0	0	0	0	0	0	0
SEO Jeongan rf/lb	3	1	2	2	1	0	0	0	0	0	0	0	0	0	0	0	0	2	0	0
MIN Donghyeon c	1	1	0	1	0	0	0	0	0	0	1	0	0	0	0	0	0	5	0	0
KIM Jaeyun c	1	0	0	0	0	0	0	0	0	0	0	0	0	0	0	0	0	6	1	0
Totals	19	8	4	5	1	0	0	7	3	0	4	1	0	6	0	1	0	18	2	0

### Dominican Republic 3

PLAYER	AB	R	H	BI	2B	3B	HR	BB	SB	CS	HP	SH	SF	SO	IBB	KL	GDP	PO	A	E
RODRIGUEZ Marvin ss	3	0	0	0	0	0	0	0	0	0	0	0	0	3	0	0	0	2	0	0
CLAUDIO Erick 3b	3	1	2	1	0	0	0	0	0	0	0	0	0	0	0	0	0	0	1	2
ZAPATA Bryan 1b/p/2b	3	1	1	0	0	0	0	0	0	0	0	0	0	1	0	0	0	1	1	1
PARRA Luis Manuel 2b/p/lb	3	0	0	0	0	0	0	0	0	0	0	0	0	2	0	0	0	3	2	0
ZAYAS Jadiel c	2	0	0	1	0	0	0	1	0	0	0	0	0	1	0	1	0	7	1	0
RODRIGUEZ Carlos rf/p/lb/rf	2	0	0	0	0	0	0	1	1	0	0	0	0	1	0	0	0	2	0	0
KELLY Yosuel lf	2	0	0	0	0	0	0	0	0	0	0	0	0	1	0	0	0	0	0	0
PEREZ Albert cf	1	1	0	0	0	0	0	1	1	0	0	0	0	1	0	0	0	1	0	0
YAN Johan p/rf	1	0	0	0	0	0	0	0	0	0	0	0	0	1	0	0	0	1	1	0
CRUZ Jean Carlos rf/p	1	0	0	0	0	0	0	0	0	0	0	0	0	1	0	1	0	1	0	0
Totals	21	3	3	2	0	0	0	3	2	0	0	0	0	12	0	2	0	18	6	3

Korea	IP	H	R	ER	BB	SO	WP	HP	BK	IBB	SH	SF	2B	3B	HR	AB	BF	FO	GO	NP
KWON Yunseo	2.2	0	1	1	2	5	0	0	0	0	0	0	0	0	0	8	10	2	1	45
LEE Jaeseung W,1-0	2.1	3	2	2	1	5	1	0	0	0	0	0	0	0	0	10	11	1	1	45
HA Jeongwoo	1.0	0	0	0	0	2	0	0	0	0	0	0	0	0	0	3	3	0	1	12
Dominican Republic	IP	H	R	ER	BB	SO	WP	HP	BK	IBB	SH	SF	2B	3B	HR	AB	BF	FO	GO	NP
YAN Johan L,0-1	3.1	0	3	3	4	3	2	3	3	0	0	0	0	0	0	8	15	3	2	69
RODRIGUEZ Carlos	0.1	2	3	1	1	0	0	1	0	0	0	0	0	0	0	3	5	0	0	23
ZAPATA Bryan	0.1	1	0	0	1	1	0	0	0	0	0	0	0	0	0	2	3	0	0	13
PARRA Luis Manuel	1.2	1	2	1	1	1	0	0	0	0	1	0	1	0	0	5	7	2	2	30
CRUZ Jean Carlos	0.1	0	0	0	0	1	0	0	0	0	0	0	0	0	0	1	1	0	0	3

Umpires: HP-Keita TSUCHIYA (JPN), 1B-Benjamin Nash (AUS),  
 2B-Jung Cheng Huang (TPE), 3B-Eric Bosquez Rodríguez (PAN)  
 Scorers: Wayne HORNG (TPE), Emily JOU (TPE), Cindy CHAN (HKG)  
 TC: Calvin Chih-Shien YEH (TPE), Yutaka SHIBATA (JPN)  
 Start: 18:30 Time: 2:06 Attendance: 300 Weather: Cloudy, 31°C

# GAME SUMMARY - RESULTADO DEL JUEGO 13



## MEXICO – CUBA



Jul 27, 2025 at Tainan (TPE) (ASPAC Youth)

```

-----
Mexico.....200 010 - 3 6 3
Cuba.....000 000 - 0 2 2
-----
    
```

### Mexico 3

PLAYER	AB	R	H	BI	2B	3B	HR	BB	SB	CS	HP	SH	SF	SO	IBB	KL	GDP	PO	A	E
FELIX LOPEZ EMILIANO cf	4	0	0	0	0	0	0	0	0	0	0	0	0	0	0	0	0	1	0	0
ESCALERA RODRIGUEZ D 1b	3	2	2	0	1	0	0	1	0	0	0	0	0	0	0	0	0	6	0	2
GAXIOLA HIRALES GAST c	2	1	0	0	0	0	0	0	0	0	1	0	0	1	0	0	0	7	2	0
MIRANDA CUE EDUARDO p	2	0	1	0	1	0	0	1	0	0	0	0	0	0	1	0	0	0	0	0
GARCIA CORDOVA DIEGO p	0	0	0	0	0	0	0	0	0	0	0	0	0	0	0	0	0	0	0	0
PEREZ RUIZ EMILIANO ss	3	0	1	0	0	0	0	0	0	0	0	0	0	1	0	0	0	0	2	0
CALVILLO IKER DARIO 3b	3	0	1	0	0	0	0	0	0	0	0	0	0	1	0	0	0	0	1	1
GALVEZ GONZALEZ ERIC lf	2	0	0	0	0	0	0	0	0	0	0	0	0	2	0	0	0	0	0	0
SILVA GARCIA ARTURO ph/lf	1	0	0	1	0	0	0	0	0	0	0	0	0	0	0	0	0	0	0	0
GONZALEZ JIMENEZ URI rf	3	0	0	0	0	0	0	0	0	0	0	0	0	2	0	1	0	1	0	0
ARMENTA MONCAYO Jose 2b	3	0	1	0	0	0	0	0	0	0	0	0	0	0	0	0	0	3	1	0
Totals	26	3	6	1	2	0	0	2	0	0	1	0	0	7	1	1	0	18	6	3

### Cuba 0

PLAYER	AB	R	H	BI	2B	3B	HR	BB	SB	CS	HP	SH	SF	SO	IBB	KL	GDP	PO	A	E
ZAMORA HERNANDEZ Den p/3b	3	0	0	0	0	0	0	0	0	0	0	0	0	0	0	0	0	0	0	0
LLUCH DIAZ Maykol Ma cf	2	0	1	0	0	0	0	0	2	0	1	0	0	0	0	0	0	2	0	0
GARCIA SEGUNDO Sean lf	3	0	0	0	0	0	0	0	0	0	0	0	0	2	0	0	0	1	0	0
REYES PEREZ Yordan 1b	2	0	0	0	0	0	0	0	0	0	0	0	0	2	0	0	0	8	1	0
GARCIA VERDECIA Xavi ph	1	0	0	0	0	0	0	0	0	0	0	0	0	1	0	0	0	0	0	0
TORRES DIAZ Yuceider c	2	0	0	0	0	0	1	0	0	0	0	0	0	0	0	0	0	4	3	0
VERA MAC DONALL Marc rf	2	0	0	0	0	0	0	1	0	0	0	0	0	1	0	0	0	0	0	0
PENTON ZAYAS Yeison ss	3	0	1	0	0	0	0	0	0	0	0	0	0	0	0	0	0	0	2	0
GOMEZ GONZALEZ Alex 3b	1	0	0	0	0	0	0	0	0	0	0	0	0	0	0	0	0	0	0	2
RAMIREZ SOCORRO Yan pr/3b	1	0	0	0	0	0	0	0	0	0	0	0	0	1	0	0	0	1	0	0
PADRON MONTERREY Jos p	0	0	0	0	0	0	0	0	0	0	0	0	0	0	0	0	0	0	0	0
CASTILLO DIEZ Ivan L ph	1	0	0	0	0	0	0	0	0	0	0	0	0	1	0	0	0	0	0	0
OSEGUERA LEYVA Jorda 2b	1	0	0	0	0	0	0	0	0	0	1	0	0	1	0	0	0	2	2	0
Totals	22	0	2	0	0	0	0	2	2	0	2	0	0	9	0	0	0	18	8	2

Mexico IP H R ER BB SO WP HP BK IBB SH SF 2B 3B HR AB BF FO GO NP

```

-----
MIRANDA CUE EDUARDO W,1-0 5.1 2 0 0 2 8 2 2 0 0 0 0 0 0 0 20 24 4 4 82
GARCIA CORDOVA DIEGO SV,1 0.2 0 0 0 0 1 0 0 0 0 0 0 0 0 0 2 2 1 0 11
    
```

Cuba IP H R ER BB SO WP HP BK IBB SH SF 2B 3B HR AB BF FO GO NP

```

-----
ZAMORA HERNANDEZ Den L,0-1 4.1 6 3 1 2 7 0 1 2 1 0 0 2 0 0 20 23 2 3 83
PADRON MONTERREY Jos 1.2 0 0 0 0 0 0 0 0 0 0 0 0 0 0 6 6 4 2 13
    
```

Umpires: HP-Yuri MACCHIAVELLI (ITA), 1B-Josh Matavesi (AUS),  
 2B-Harry Allan DUFFY (RSA), 3B-Benjamin Nash (AUS)  
 Scorers: Connie Stoyakovich (AUS), Emily JOU (TPE), Stephanie WINKLER (GER)  
 TC: Jonathan MA (HKG), Nicky TO (HKG)  
 Start: 10:30 Time: 1:55 Attendance: 75 Weather: Partly cloudy, 31°C

# GAME SUMMARY - RESULTADO DEL JUEGO 14



## USA – SOUTH AFRICA



Jul 27, 2025 at Tainan (TPE) (ASPAC B)

-----  
 United States of America. 6(13)7 0 - 26 19 0  
 South Africa..... 00 0 0 - 0 0 1  
 -----

### United States of America 26

PLAYER	AB	R	H	BI	2B	3B	HR	BB	SB	CS	HP	SH	SF	SO	IBB	KL	GDP	PO	A	E
SAPP Kai Alexander cf	4	1	1	2	0	0	0	0	0	0	0	0	0	2	0	0	0	0	0	0
WILHITE Jameson John ph/rf	1	1	1	3	0	0	1	0	0	0	0	0	0	0	0	0	0	0	0	0
HATCH Nolan Michael 2b/3b	3	2	2	1	0	0	0	0	0	0	0	0	0	0	0	0	0	0	0	0
BLISS Brock Easton ph/3b	2	1	0	0	0	0	0	0	0	0	0	0	0	1	0	0	0	0	0	0
VALADEZ Kristian Uri 3b	2	2	2	1	1	0	0	0	1	0	0	0	0	0	0	0	0	0	0	0
BITZENHOFER Mason Co ph/2b	1	1	0	0	0	0	2	0	0	0	0	0	0	0	0	0	0	0	0	0
CHIKODROFF Christoph rf/lb	3	4	3	4	0	0	0	1	0	0	0	0	0	0	0	0	0	0	0	0
SCHELL Barret Warren c	1	0	0	0	0	0	0	0	0	0	0	0	0	0	0	0	0	4	0	0
SUNDBY Hunter Matthe c/lf	5	4	4	5	2	0	1	0	0	0	0	0	0	0	0	0	0	7	1	0
ROMERO Jake Tito lb	1	2	1	0	0	0	2	0	0	0	0	0	0	0	0	0	0	0	0	0
CARSON Jack Henry pr/rf/lf/cf	2	2	1	1	1	0	0	0	0	0	0	0	0	0	0	0	0	0	0	0
SULLIVAN Hardin Brig p	2	2	1	2	1	0	0	0	0	0	1	0	0	0	0	0	0	0	0	0
ROMEJKO Davis Nile p/p/lb	1	0	0	0	0	0	0	0	0	0	0	0	0	0	0	0	0	0	0	0
MCGEE Russell Marcho ss	0	2	0	0	0	0	0	2	0	0	0	0	0	0	0	0	0	1	0	0
MOUNT Duncan Cooper ph/lf/cf/p	1	1	1	2	1	0	0	1	0	0	0	0	0	0	0	0	0	0	0	0
ELLIOTT JR Antonio L lf/ss	3	1	2	4	1	0	0	1	0	0	0	0	0	0	0	0	0	0	0	0
Totals	32	26	19	25	7	0	2	9	1	0	1	0	0	3	0	0	0	12	1	0

### South Africa 0

PLAYER	AB	R	H	BI	2B	3B	HR	BB	SB	CS	HP	SH	SF	SO	IBB	KL	GDP	PO	A	E
LONG Jarred Stephen 2b	0	0	0	0	0	0	0	1	0	1	0	0	0	0	0	0	0	0	0	0
SOTYATO Abulele Sibha 2b	1	0	0	0	0	0	0	0	0	0	0	0	0	1	0	0	0	1	0	0
DE LANGE Luke Herlo lb	1	0	0	0	0	0	0	0	0	0	0	0	0	1	0	0	0	1	0	0
BRANDERS Troy Justin lb	1	0	0	0	0	0	0	0	0	0	0	0	0	1	0	0	0	1	0	0
AMOS Kaleb Riley ss	2	0	0	0	0	0	0	0	0	0	0	0	0	2	0	1	0	3	1	0
MPHAHLELE Mosa Samue lf	2	0	0	0	0	0	0	0	0	0	0	0	0	2	0	1	0	2	0	0
TALIEP Maahir c	1	0	0	0	0	0	0	0	0	0	0	0	0	1	0	0	0	2	0	1
COLEMAN Riley Foster c	0	0	0	0	0	0	0	0	0	0	0	0	0	0	0	0	0	0	0	0
SAWYER Blaine Vernon 3b	1	0	0	0	0	0	0	0	0	0	0	0	0	1	0	0	0	1	0	0
GROBLER Evan 3b	0	0	0	0	0	0	0	0	0	0	0	0	0	0	0	0	0	1	0	0
ADAMS Quiwinn Mackhy rf	1	0	0	0	0	0	0	0	0	0	0	0	0	1	0	0	0	0	0	0
BAILLES Luke rf	0	0	0	0	0	0	0	0	0	0	0	0	0	0	0	0	0	0	0	0
UYS Casey p	0	0	0	0	0	0	0	0	0	0	0	0	0	0	0	0	0	0	0	0
MPHAHLELE Rebhone Bra p	0	0	0	0	0	0	0	0	0	0	0	0	0	0	0	0	0	0	0	0
SAVIDES Sebastian Bl p	1	0	0	0	0	0	0	0	0	0	0	0	0	1	0	1	0	0	0	0
LERWILL Nate Justin cf	0	0	0	0	0	0	0	1	0	0	0	0	0	0	0	0	0	0	0	0
Totals	11	0	0	0	0	0	0	2	0	1	0	0	0	11	0	3	0	12	1	1

United States of America	IP	H	R	ER	BB	SO	WP	HP	BK	IBB	SH	SF	2B	3B	HR	AB	BF	FO	GO	NP
SULLIVAN Hardin Brig	1.0	0	0	0	1	2	0	0	0	0	0	0	0	0	0	2	3	0	0	17
ROMEJKO Davis Nile W,1-0	1.2	0	0	0	1	5	0	0	0	0	0	0	0	0	0	5	6	0	0	28
MOUNT Duncan Cooper	1.1	0	0	0	0	4	0	0	0	0	0	0	0	0	0	4	4	0	0	18

South Africa	IP	H	R	ER	BB	SO	WP	HP	BK	IBB	SH	SF	2B	3B	HR	AB	BF	FO	GO	NP
UYS Casey L,0-1	1.1	8	9	9	2	1	1	0	0	0	0	0	3	0	1	12	14	2	1	39
MPHAHLELE Rebhone Bra	0.1	7	10	10	4	0	4	1	0	0	0	0	2	0	0	8	13	1	0	35
SAVIDES Sebastian Bl	2.1	4	7	7	3	2	4	0	0	0	0	0	2	0	1	12	15	4	2	41

Umpires: HP-Jung Cheng Huang (TPE), 1B-Eric Bosquez Rodríguez (PAN),  
 2B-Chao-Chieh CHEN (TPE), 3B-Keita TSUCHIYA (JPN)  
 Scorers: Siu Chun MOK (HKG), SHIH-CHUNG YUAN (TPE), Cindy CHAN (HKG)  
 TC: Roger TSAI (TPE), Calvin Chih-Shien YEH (TPE)  
 Start: 10:30 Time: 1:31 Attendance: 150 Weather: Cloudy, 31°C

# GAME SUMMARY - RESULTADO DEL JUEGO 15



## CZECHIA – KOREA



Jul 27, 2025 at Tainan (TPE) (ASPAC Youth)

Czechia.....000 00 - 0 0 3  
 Korea.....208 4(X) - 14 11 1

### Czechia 0

PLAYER	AB	R	H	BI	2B	3B	HR	BB	SB	CS	HP	SH	SF	SO	IBB	KL	GDP	PO	A	E
STSPANIK David cf	2	0	0	0	0	0	0	0	0	0	0	0	0	0	0	0	0	5	0	0
SVOBODA Teodor 2b/p	2	0	0	0	0	0	0	0	0	0	0	0	0	0	0	0	0	1	0	0
SKRABAL Theodor p	0	0	0	0	0	0	0	0	0	0	0	0	0	0	0	0	0	0	0	0
JELINEK Filip p	0	0	0	0	0	0	0	0	0	0	0	0	0	0	0	0	0	0	1	0
RAMBOUSEK Denis ss	2	0	0	0	0	0	0	0	0	0	0	0	0	0	0	0	0	1	1	2
PROCHAZKA Lev rf	1	0	0	0	0	0	0	0	0	0	1	0	0	1	0	0	0	0	0	0
KUBAT Jakub lf	0	0	0	0	0	0	0	0	0	0	0	0	0	0	0	0	0	0	0	0
RANDL Simon lf/c	2	0	0	0	0	0	0	0	0	0	0	0	0	1	0	0	0	2	0	0
WIEDNER Eduard c	1	0	0	0	0	0	0	0	0	0	0	0	0	0	0	0	0	0	0	0
LUKSiSEK Jan rf	0	0	0	0	0	0	0	0	0	0	1	0	0	0	0	0	0	0	0	0
BENDA David 3b	0	0	0	0	0	0	0	1	0	0	0	0	0	0	0	0	0	1	0	1
BARTULiK Jeronym 3b	1	0	0	0	0	0	0	0	0	0	0	0	0	1	0	1	0	0	0	0
SERVENKA Jan p/lb	2	0	0	0	0	0	0	0	0	0	0	0	0	0	0	0	0	1	0	0
SALABOVA Adriana lb	0	0	0	0	0	0	0	0	0	0	0	0	0	0	0	0	0	1	0	0
OKaS Dominik ph	1	0	0	0	0	0	0	0	0	0	0	0	0	1	0	0	0	0	0	0
DOSTaL JiSi 2b	1	0	0	0	0	0	0	0	0	0	0	0	0	1	0	0	0	0	0	0
Totals	15	0	0	0	0	0	0	1	0	0	2	0	0	5	0	1	0	12	2	3

### Korea 14

PLAYER	AB	R	H	BI	2B	3B	HR	BB	SB	CS	HP	SH	SF	SO	IBB	KL	GDP	PO	A	E
HA Jeongwoo ss	3	1	2	3	0	0	0	0	2	0	0	0	1	0	0	0	0	2	2	0
YANG Leo 3b	3	2	2	1	1	0	0	0	3	0	0	0	0	0	0	0	0	0	0	0
CHOI Yunjae ph/3b	1	0	1	1	0	0	0	0	0	0	0	0	0	0	0	0	0	0	0	0
PARK Jihwan cf	1	0	0	0	0	0	0	0	0	0	0	0	0	0	0	0	0	0	0	0
KANG Giung ph/cf	3	1	1	1	0	0	0	1	0	0	0	0	0	0	0	0	0	0	0	0
KIM Dohwan p	2	0	0	0	0	0	0	0	0	0	0	0	0	0	0	0	0	1	0	0
HWANG Jaewon pr	0	1	0	0	0	0	0	0	1	0	0	0	0	0	0	0	0	0	0	0
SEO Jeongan p/p	1	0	0	0	0	0	0	0	0	0	0	0	0	0	0	0	0	0	0	0
HONG Sunghyun p/p	0	0	0	0	0	0	0	0	0	0	0	0	0	0	0	0	0	0	0	0
KWON Yunseo lb	2	1	1	2	0	0	0	1	0	0	0	0	0	0	0	0	0	5	0	0
LEE Jaeseung ph/lb	1	1	0	0	0	0	0	0	0	0	0	0	1	0	0	0	0	0	0	0
LEE Jeongwoo rf	3	2	2	2	0	0	1	0	0	0	0	0	0	0	0	0	0	0	0	0
KIM Doyoon 2b	2	1	0	0	0	0	0	1	0	0	0	0	0	0	0	0	0	0	3	0
LEE Jeongwoo 2b	0	1	0	0	0	0	0	1	0	0	0	0	0	0	0	0	0	1	1	1
KIM Jaeyun c	2	1	1	0	0	0	0	1	0	0	0	0	0	1	0	0	0	3	0	0
MIN Donghyeon c	0	0	0	0	0	0	0	0	0	0	0	0	0	0	0	0	0	2	0	0
KIM Dohung lf	2	1	1	0	0	0	0	1	0	0	0	0	0	0	0	0	0	0	0	0
YOO Seojun lf	0	1	0	1	0	0	0	0	0	1	0	0	0	0	0	0	0	1	0	0
Totals	26	14	11	11	1	0	1	2	10	0	1	0	1	2	0	0	0	15	6	1

Czechia	IP	H	R	ER	BB	SO	WP	HP	BK	IBB	SH	SF	2B	3B	HR	AB	BF	FO	GO	NP
SERVENKA Jan L,0-1	2.0	3	2	2	0	0	1	0	0	0	0	0	0	0	0	9	9	5	1	40
SVOBODA Teodor	0.1	4	5	4	0	0	0	0	0	0	0	0	1	0	1	6	6	1	0	24
SKRABAL Theodor	1.0	2	7	4	2	1	1	1	0	0	0	1	0	0	0	7	11	3	0	32
JELINEK Filip	0.2	2	0	0	0	1	0	0	0	0	0	0	0	0	0	4	4	0	1	11

Korea	IP	H	R	ER	BB	SO	WP	HP	BK	IBB	SH	SF	2B	3B	HR	AB	BF	FO	GO	NP
KIM Dohwan W,1-0	3.0	0	0	0	1	2	1	1	0	0	0	0	0	0	0	9	11	2	5	51
SEO Jeongan	1.0	0	0	0	0	1	0	0	0	0	0	0	0	0	0	3	3	1	1	10
HONG Sunghyun	1.0	0	0	0	0	2	0	1	0	0	0	0	0	0	0	3	4	1	0	13

Umpires: HP-Benjamin Nash (AUS), 1B-Keita TSUCHIYA (JPN),  
 2B-WEN LUNG TSAO (TPE), 3B-Josh Matavesi (AUS)  
 Scorers: Stephanie WINKLER (GER), Emily JOU (TPE), Connie Stoyakovich (AUS)  
 TC: Leo Agus CAHYONO (INA), Yutaka SHIBATA (JPN)  
 Start: 14:29 Time: 1:40 Attendance: 250 Weather: Partly cloudy, 33°C

# GAME SUMMARY - RESULTADO DEL JUEGO 16



## DOMINICAN REPUBLIC – PANAMA



Jul 27, 2025 at Tainan (TPE) (ASPAC B)

-----  
 Dominican Republic.012 331 - 10 8 0  
 Panama.....000 201 - 3 4 1  
 -----

### Dominican Republic 10

PLAYER	AB	R	H	BI	2B	3B	HR	BB	SB	CS	HP	SH	SF	SO	IBB	KL	GDP	PO	A	E
MERCEDES Elvin rf	3	2	1	0	0	0	0	0	0	0	1	0	0	0	0	0	0	1	0	0
CLAUDIO Erick lb	4	2	2	0	1	0	0	0	0	0	0	0	0	0	0	0	0	6	0	0
LUIS Daniel lb/3b	0	0	0	0	0	0	0	0	0	0	0	0	0	0	0	0	0	1	0	0
PARRA Luis Manuel 3b/lf	3	2	1	3	0	0	1	0	0	0	1	0	0	0	0	0	1	0	2	0
RODRIGUEZ Carlos cf	1	2	0	0	0	0	0	3	1	0	0	0	0	1	0	0	0	0	0	0
RODRIGUEZ Marvin ss	3	0	1	2	0	0	0	1	0	0	0	0	0	1	0	0	0	2	3	0
PEREZ Dileccio c	4	0	0	0	0	0	0	0	0	0	0	0	0	1	0	0	0	7	0	0
DE LOS SANTOS Yeison 2b	2	0	1	0	0	0	0	1	0	0	0	0	0	0	0	0	0	0	2	0
VASQUEZ Angel pr/2b	1	1	0	1	0	0	0	0	0	0	0	0	0	0	0	0	0	0	0	0
KELLY Yosuel lf	2	0	1	1	0	0	0	1	0	0	0	0	0	0	0	0	0	1	0	0
CRUZ Jean Carlos ph/p	1	0	0	0	0	0	0	0	0	0	0	0	0	1	0	0	0	0	0	0
GOMEZ Yostin p	2	0	0	0	0	0	0	0	0	0	0	0	0	1	0	0	0	0	2	0
ZAYAS Jadiel p/lb	1	1	1	2	0	0	1	0	0	0	0	0	0	0	0	0	0	0	0	0
Totals	27	10	8	9	1	0	2	6	1	0	2	0	0	5	0	0	1	18	9	0

### Panama 3

PLAYER	AB	R	H	BI	2B	3B	HR	BB	SB	CS	HP	SH	SF	SO	IBB	KL	GDP	PO	A	E
MONTILLA MIRANDA Max ss/p/ss	3	0	0	0	0	0	0	0	0	0	0	0	0	2	0	0	0	1	4	1
RIOS SOTILLO Aymar Y 2b/ss/p/3b	3	0	0	0	0	0	0	0	0	0	0	0	0	1	0	0	0	2	1	0
COUSINS PINZON Josep lb	2	1	1	0	0	0	0	0	0	0	1	0	0	0	0	0	0	5	0	0
CONCEPCION VELASQUEZ p/cf	3	2	2	2	0	0	1	0	0	0	0	0	0	0	0	0	0	0	0	0
CAMPOS YANEZ David Y c	1	0	1	0	0	0	0	2	0	0	0	0	0	0	0	0	0	6	0	0
CABALLERO CASTILLO C lf	1	0	0	0	0	0	0	0	0	0	0	1	0	1	0	0	0	2	0	0
GONZALEZ GODOY Danie p	0	0	0	0	0	0	0	0	0	0	0	0	0	0	0	0	0	0	0	0
RICHARDS RIVERA Orla ph	1	0	0	0	0	0	0	0	0	0	0	0	0	1	0	1	0	0	0	0
MARTINEZ DE LEON Fer rf/3b/lf	3	0	0	0	0	0	0	0	0	0	0	0	0	1	0	0	0	1	2	0
MARSHALL SAUCEDO Ty 3b/ss/2b	2	0	0	0	0	0	0	1	0	0	0	0	0	1	0	0	0	1	0	0
ZAPATA HERNANDEZ Ped cf/rf	2	0	0	0	0	0	0	0	0	0	0	0	0	0	0	0	0	0	0	0
Totals	21	3	4	2	0	0	1	3	0	0	1	1	0	7	0	1	0	18	7	1

Dominican Republic	IP	H	R	ER	BB	SO	WP	HP	BK	IBB	SH	SF	2B	3B	HR	AB	BF	FO	GO	NP
GOMEZ Yostin	3.2	3	2	2	2	3	2	1	0	0	1	0	0	0	0	13	17	2	6	60
ZAYAS Jadiel W,1-0	1.1	0	0	0	0	1	0	0	2	0	0	0	0	0	0	4	4	1	2	15
CRUZ Jean Carlos	1.0	1	1	1	1	3	0	0	0	0	0	0	0	0	1	4	5	0	0	21

Panama	IP	H	R	ER	BB	SO	WP	HP	BK	IBB	SH	SF	2B	3B	HR	AB	BF	FO	GO	NP
CONCEPCION VELASQUEZ L,0-1	3.0	4	3	3	4	2	2	1	0	0	0	0	1	0	0	12	17	2	4	60
MONTILLA MIRANDA Max	1.2	4	5	5	1	1	0	0	1	0	0	0	0	2	9	10	1	3	43	
RIOS SOTILLO Aymar Y	0.1	0	2	1	1	1	1	1	0	0	0	0	0	0	3	5	1	0	14	
GONZALEZ GODOY Danie	1.0	0	0	0	0	1	0	0	0	0	0	0	0	0	3	3	0	2	7	

Umpires: HP-Chuan-Mu CHENG (TPE), 1B-Seok-Min HWANG (KOR),  
 2B-David de Jesus SOLIS PUENTE (MEX), 3B-Chao-Chieh CHEN (TPE)  
 Scorers: SHIH-CHUNG YUAN (TPE), Siu Chun MOK (HKG), Cindy CHAN (HKG)  
 TC: Nicky TO (HKG), Jose Augusto SANCHEZ PEREZ (MEX)  
 Start: 14:30 Time: 1:54 Attendance: 150 Weather: Sunny, 33°C

# GAME SUMMARY - RESULTADO DEL JUEGO 17



## JAPAN – CHINESE TAIPEI



Jul 27, 2025 at Tainan (TPE) (ASPAC Youth)

-----  
 Japan.....201 112 - 7 10 1  
 Chinese Taipei.....100 100 - 2 6 1  
 -----

### Japan 7

PLAYER	AB	R	H	BI	2B	3B	HR	BB	SB	CS	HP	SH	SF	SO	IBB	KL	GDP	PO	A	E
TOYAMA Taiki cf	4	2	2	2	0	0	1	0	1	1	0	0	0	0	0	0	0	0	0	0
TERADA Daichi 3b	3	2	2	0	1	0	0	0	0	0	0	0	0	0	0	0	0	0	1	0
FUKUYAMA Kosei p	1	0	0	0	0	0	0	0	0	0	0	0	0	0	0	0	0	0	0	0
HASHIMOTO Shotaro lf	2	1	0	0	0	0	0	2	0	0	0	0	0	1	0	0	0	0	0	0
YOSHIZUKA Shinnosuke 2b	3	0	1	1	0	0	0	0	0	0	0	0	0	0	0	0	0	1	4	0
OHARA Sojiro rf	2	0	1	2	0	0	1	0	0	0	0	0	0	0	0	0	0	0	0	0
KOH Daiki ss	3	1	1	0	1	0	0	0	0	0	0	0	0	0	0	0	0	5	3	1
SAHASHI Riku 1b	3	0	1	0	0	0	0	0	0	0	0	0	0	0	0	0	0	8	0	0
KAWAZU Yugo c	3	1	2	1	1	0	0	0	0	0	0	0	0	0	0	0	0	4	2	0
ABE Asahi p	1	0	0	0	0	0	0	0	0	0	0	0	0	1	0	0	0	0	0	0
IBARAKI Yunosuke p/3b	2	0	0	0	0	0	0	0	0	0	0	0	0	1	0	0	0	0	0	0
Totals	27	7	10	6	3	0	1	3	1	1	0	0	0	3	0	0	0	18	10	1

### Chinese Taipei 2

PLAYER	AB	R	H	BI	2B	3B	HR	BB	SB	CS	HP	SH	SF	SO	IBB	KL	GDP	PO	A	E
HU Cheng-en rf	2	0	0	0	0	0	0	2	1	0	0	0	0	0	0	0	0	2	0	0
LI Cyuan-en c	4	0	1	0	0	0	0	0	0	0	0	0	0	0	0	0	0	2	2	0
CHEN Qi-sheng 1b	3	1	2	0	0	0	0	0	0	0	0	0	0	0	0	0	0	8	0	0
GU Meng-jie lf	3	0	1	0	0	0	0	0	0	0	0	0	0	1	0	0	0	0	0	0
LI Bing-rong cf/p	2	0	0	0	0	0	1	0	0	0	0	0	0	2	0	0	0	2	0	0
HSIEH Cheng-chun p/ss	2	1	1	0	0	0	1	0	0	0	0	0	0	0	0	0	0	0	4	0
LIN Shu-yan 3b	1	0	0	0	0	0	1	0	0	0	0	0	0	0	0	0	0	1	2	0
ZHANG Yun-en ph	0	0	0	0	0	0	1	0	0	0	0	0	0	0	0	0	0	0	0	0
HUANG Yu-qian 2b	1	0	0	0	0	0	0	0	0	0	0	0	0	0	0	0	0	0	0	0
WU Shang-cheng p	1	0	1	0	0	0	0	0	0	0	0	0	0	0	0	0	0	0	1	0
CHUANG Ying-yi cf	1	0	0	0	0	0	0	0	0	0	0	0	0	0	0	0	0	0	0	0
LIN Kai-chen ss/2b	1	0	0	1	0	0	0	0	0	1	1	0	0	0	0	0	0	3	2	1
ZHONG Ding-xu ph	1	0	0	0	0	0	0	0	0	0	0	0	0	0	0	0	1	0	0	0
Totals	22	2	6	1	0	0	6	1	1	1	1	0	0	3	0	0	1	18	11	1

Japan	IP	H	R	ER	BB	SO	WP	HP	BK	IBB	SH	SF	2B	3B	HR	AB	BF	FO	GO	NP
ABE Asahi	2.0	2	1	1	3	0	1	1	0	0	0	0	0	0	0	7	11	1	4	51
IBARAKI Yunosuke W,1-0	2.0	4	1	1	1	2	0	0	0	0	0	0	0	0	0	9	10	1	2	36
FUKUYAMA Kosei SV,1	2.0	0	0	0	2	1	0	0	0	0	0	0	0	0	0	6	8	1	3	31

Chinese Taipei	IP	H	R	ER	BB	SO	WP	HP	BK	IBB	SH	SF	2B	3B	HR	AB	BF	FO	GO	NP
HSIEH Cheng-chun L,0-1	3.0	6	4	3	2	1	2	0	0	0	0	0	3	0	0	14	16	4	2	66
WU Shang-cheng	1.2	2	1	1	1	0	0	0	0	0	0	0	0	0	0	7	8	1	4	31
LI Bing-rong	1.1	2	2	2	0	2	0	0	0	0	0	0	0	0	1	6	6	1	1	20

Umpires: HP-Rafael RAMIREZ CABRERA (MEX), 1B-David de Jesus SOLIS PUENTE (MEX),  
 2B-Harry Allan DUFFY (RSA), 3B-Yuri MACCHIAVELLI (ITA)  
 Scorers: Connie Stoyakovich (AUS), Yun-Ting SU (TPE), Stephanie WINKLER (GER)  
 TC: Leo Agus CAHYONO (INA), Jose Augusto SANCHEZ PEREZ (MEX)  
 Start: 18:31 Time: 2:09 Attendance: 5900 Weather: Cloudy, 30°C

# GAME SUMMARY - RESULTADO DEL JUEGO 18



## AUSTRALIA – GERMANY



Jul 27, 2025 at Tainan (TPE) (ASPAC B)

-----  
 Australia.....020 403 - 9 4 1  
 Germany.....001 010 - 2 6 1  
 -----

### Australia 9

PLAYER	AB	R	H	BI	2B	3B	HR	BB	SB	CS	HP	SH	SF	SO	IBB	KL	GDP	PO	A	E
NINNIS Harvey Arman cf	2	2	0	0	0	0	0	2	1	0	0	0	0	0	0	0	0	0	1	0
UNCLE Ethan John lf	2	0	0	0	0	0	0	0	0	0	0	0	0	1	0	0	0	0	0	0
JOHNSON Izaak Anthon lf	1	1	1	1	0	0	0	1	0	0	0	0	0	0	0	0	0	0	0	0
MASUDA Luku lb	1	0	0	0	0	0	0	2	0	0	0	0	0	1	0	0	0	1	0	0
MCCARTHY Billy Steph pr/p	0	1	0	0	0	0	0	1	0	0	0	0	0	0	0	0	0	0	0	0
COUGHLIN Ezekiel And 2b	0	0	0	0	0	0	0	0	0	0	0	0	0	0	0	0	0	0	0	0
REID Xander Paul 3b	2	0	0	0	0	0	0	0	0	0	0	0	0	2	0	2	0	0	0	0
BEEZLEY Benjamin ph/1b	0	0	0	1	0	0	0	2	0	0	0	0	0	0	0	0	0	2	0	0
KELLY Liam James rf	2	2	1	1	0	0	0	2	2	0	0	0	0	0	0	0	0	0	0	0
BEVAN Reef Andrew c	2	1	0	1	0	0	0	1	0	0	0	0	1	1	0	1	0	11	1	0
TOYE Phillip Alan p/2b/ss	3	0	1	1	0	0	0	1	2	1	0	0	0	1	0	0	0	2	1	0
ASTILL Isaiah Thomas 2b/3b	1	1	0	1	0	0	0	1	0	0	0	0	1	1	0	0	0	1	2	0
TAYLOR Preston James ss/p	2	1	1	1	0	0	0	1	2	0	0	0	0	0	0	0	0	1	1	1
Totals	18	9	4	7	0	0	0	14	7	1	0	0	2	7	0	3	0	18	6	1

### Germany 2

PLAYER	AB	R	H	BI	2B	3B	HR	BB	SB	CS	HP	SH	SF	SO	IBB	KL	GDP	PO	A	E
KANEKO Felix Corneli rf	1	1	0	0	0	0	0	2	1	0	0	0	0	0	0	0	0	2	1	0
KRISCHOK Artin Joel ss/p	2	1	0	0	0	0	0	0	0	1	1	0	0	0	0	0	0	1	3	1
SCHUMACHER Miloss 2b	3	0	1	0	0	0	0	0	1	0	0	0	0	2	0	0	0	0	1	0
ATTRIDGE Sam lf	2	0	0	0	0	0	0	0	0	0	0	0	0	2	0	1	0	0	0	0
KRUGER Tim Logan lf	1	0	1	0	1	0	0	0	0	0	0	0	0	0	0	0	0	0	0	0
PENKE Thore c	3	0	1	1	0	0	0	0	0	0	0	0	0	2	0	1	0	8	1	0
HEDTLER Erik lb	3	0	1	0	0	0	0	0	0	0	0	0	0	0	0	0	0	5	0	0
ROUSSEAU Jonah cf	3	0	2	0	0	0	0	0	0	0	0	0	0	1	0	0	0	1	0	0
CROFTON William Andr p	1	0	0	0	0	0	0	0	0	0	0	0	0	1	0	1	0	0	0	0
SCHLOFFEL Luis Johan p	0	0	0	0	0	0	0	0	0	0	0	0	0	0	0	0	0	1	0	0
YANG Noah p	1	0	0	0	0	0	0	0	0	0	0	0	0	1	0	0	0	0	0	0
BRAUCH Mona 3b	1	0	0	0	0	0	0	0	0	0	0	0	0	1	0	1	0	0	0	0
AWOKOU Azuma Daniel 3b/ss	3	0	0	0	0	0	0	0	0	0	0	0	0	0	0	0	0	0	2	0
Totals	24	2	6	1	1	0	0	2	2	1	1	0	0	10	0	4	0	18	8	1

Australia	IP	H	R	ER	BB	SO	WP	HP	BK	IBB	SH	SF	2B	3B	HR	AB	BF	FO	GO	NP
TOYE Phillip Alan	3.0	3	1	1	1	6	0	1	0	0	0	0	0	0	0	12	14	1	1	59
MCCARTHY Billy Steph W,1-0	2.0	2	1	0	1	3	0	0	1	0	0	0	1	0	0	8	9	0	3	35
TAYLOR Preston James	1.0	1	0	0	0	1	1	0	1	0	0	0	0	0	0	4	4	1	1	14
Germany	IP	H	R	ER	BB	SO	WP	HP	BK	IBB	SH	SF	2B	3B	HR	AB	BF	FO	GO	NP
CROFTON William Andr L,0-1	3.1	3	4	4	5	5	2	0	0	0	0	1	0	0	0	11	17	3	1	71
SCHLOFFEL Luis Johan	0.1	0	2	2	4	0	1	0	0	0	0	0	0	0	0	4	0	0	0	22
YANG Noah	1.2	1	3	3	3	1	0	0	0	0	0	0	0	0	0	6	9	0	4	42
KRISCHOK Artin Joel	0.2	0	0	0	2	1	1	0	0	0	0	1	0	0	0	1	4	1	0	17

Umpires: HP-Seok-Min HWANG (KOR), 1B-Jung Cheng Huang (TPE),  
 2B-Chuan-Mu CHENG (TPE), 3B-Eric Bosquez Rodriguez (PAN)  
 Scorers: Hong-Yu ZHANG (TPE), Cindy CHAN (HKG), Wayne HORNG (TPE)  
 TC: Chin-Tsai CHEN (TPE), Jonathan MA (HKG)  
 Start: 18:30 Time: 2:13 Attendance: 210 Weather: Cloudy, 30°C

# GAME SUMMARY - RESULTADO DEL JUEGO 19



## PANAMA – CZECHIA



Jul 28, 2025 at Tainan (TPE) (ASPAC Youth)

```
-----
Panama.....011 040 - 6 7 0
Czechia.....000 000 - 0 4 3
-----
```

### Panama 6

PLAYER	AB	R	H	BI	2B	3B	HR	BB	SB	CS	HP	SH	SF	SO	IBB	KL	GDP	PO	A	E
MONTILLA MIRANDA Max ss	1	2	0	0	0	0	0	2	2	0	1	0	0	1	0	1	0	0	2	0
RIOS SOTILLO Aymar Y 2b/3b	3	0	0	0	0	0	0	0	0	0	0	0	0	2	0	1	0	4	1	0
MARTINEZ DE LEON Fer ph/3b	1	0	0	0	0	0	0	0	0	0	0	0	0	0	0	0	0	1	0	0
COUSINS PINZON Josep 3b/1b	4	0	0	1	0	0	0	0	0	0	0	0	0	0	0	0	0	3	0	0
CONCEPCION VELASQUEZ cf	4	1	2	1	1	0	0	0	1	0	0	0	0	0	0	0	0	1	1	0
CAMPOS YANEZ David Y c	4	1	1	1	0	0	0	0	1	0	0	0	0	1	0	0	0	3	1	0
LEDEZMA SAMUDIO Gabr lb	1	0	0	0	0	0	0	2	0	1	0	0	0	0	0	0	0	4	0	0
MARSHALL SAUCEDO Ty pr/2b	0	1	0	0	0	0	0	0	0	0	0	0	0	0	0	0	0	1	1	0
RICHARDS RIVERA Orla rf	2	1	1	0	0	0	0	1	1	0	0	0	0	0	0	0	0	0	0	0
ZAPATA HERNANDEZ Ped rf	0	0	0	0	0	0	0	0	0	0	0	0	0	0	0	0	0	0	0	0
CABALLERO CASTILLO C lf	3	0	3	0	0	0	0	0	0	0	0	0	0	0	0	0	0	1	0	0
GONZALEZ LOPEZ Hecto p	1	0	0	0	0	0	0	0	0	0	0	0	0	1	0	0	0	0	0	0
CAMPOS GARZON Noah A ph	1	0	0	0	0	0	0	0	0	0	0	0	0	1	0	0	0	0	0	0
GONDOLA COSIO Angel p	1	0	0	0	0	0	0	0	0	0	0	0	0	0	0	0	0	0	0	0
Totals	26	6	7	3	1	0	0	5	5	1	1	0	0	6	0	2	0	18	6	0

### Czechia 0

PLAYER	AB	R	H	BI	2B	3B	HR	BB	SB	CS	HP	SH	SF	SO	IBB	KL	GDP	PO	A	E
STSPANIK David cf	3	0	1	0	0	0	0	0	0	0	0	0	0	1	0	0	0	1	0	0
SVOBODA Teodor 2b/ss	2	0	1	0	0	0	0	1	0	0	0	0	0	0	0	0	0	0	3	1
RAMBOUSEK Denis ss/p	2	0	0	0	0	0	0	1	0	0	0	0	0	0	0	0	0	1	4	2
PROCHAZKA Lev rf	2	0	0	0	0	0	0	1	0	0	0	0	0	0	0	0	0	0	0	0
WIEDNER Eduard c	2	0	0	0	0	0	0	0	0	0	0	0	0	1	0	1	0	7	1	0
SKRABAL Theodor ph	1	0	0	0	0	0	0	0	0	0	0	0	0	0	0	0	0	0	0	0
RANDL Simon lf	3	0	1	0	0	0	0	0	0	0	0	0	0	1	0	0	0	1	0	0
BENDA David 3b	2	0	0	0	0	0	0	0	0	0	1	0	0	0	0	0	0	0	1	0
SERVENKA Jan lb	2	0	0	0	0	0	0	0	0	0	0	0	0	0	0	0	0	6	0	0
SALABOVA Adriana p	1	0	0	0	0	0	0	0	0	0	0	0	0	1	0	0	0	0	0	0
TRETERA Martin p	0	0	0	0	0	0	0	0	0	0	0	0	0	0	0	0	0	0	0	0
BARTULIK Jeronym p	0	0	0	0	0	0	0	0	0	0	0	0	0	0	0	0	0	0	0	0
DOSTAL JiSi 2b	1	0	1	0	1	0	0	0	0	0	0	0	0	0	0	0	0	2	0	0
Totals	21	0	4	0	1	0	0	3	0	0	1	0	0	4	0	1	0	18	9	3

Panama	IP	H	R	ER	BB	SO	WP	HP	BK	IBB	SH	SF	2B	3B	HR	AB	BF	FO	GO	NP
GONZALEZ LOPEZ Hecto	3.0	2	0	0	1	2	0	1	0	0	0	0	0	0	0	11	13	4	3	51
GONDOLA COSIO Angel W,1-1	3.0	2	0	0	2	2	1	0	0	0	0	0	1	0	0	10	12	3	3	47

Czechia	IP	H	R	ER	BB	SO	WP	HP	BK	IBB	SH	SF	2B	3B	HR	AB	BF	FO	GO	NP
SALABOVA Adriana L,0-1	3.2	2	2	1	3	2	1	1	0	0	0	0	0	0	0	12	16	3	5	60
TRETERA Martin	0.1	1	0	0	0	1	0	0	0	0	0	0	0	0	0	2	2	0	0	5
BARTULIK Jeronym	0.2	2	4	2	2	1	0	0	1	0	0	0	0	0	0	5	7	0	1	28
RAMBOUSEK Denis	1.1	2	0	0	0	2	0	0	0	0	0	0	1	0	0	7	7	0	2	17

Umpires: HP-Harry Allan DUFFY (RSA), 1B-Benjamin Nash (AUS),  
 2B-Jung Cheng Huang (TPE), 3B-Seok-Min HWANG (KOR)  
 Scorers: Wayne HORNG (TPE), Hong-Yu ZHANG (TPE), Cindy CHAN (HKG)  
 TC: Jonathan MA (HKG), Calvin Chih-Shien YEH (TPE)  
 Start: 10:30 Time: 1:43 Attendance: 110 Weather: Cloudy, 28°C

# GAME SUMMARY - RESULTADO DEL JUEGO 20



## SOUTH AFRICA – DOMINICAN REPUBLIC



Jul 28, 2025 at Tainan (TPE) (ASPAC B)

-----  
 South Africa.....000 0 - 0 0 7  
 Dominican Republic.46(15) (X) - 25 20 0  
 -----

### South Africa 0

PLAYER	AB	R	H	BI	2B	3B	HR	BB	SB	CS	HP	SH	SF	SO	IBB	KL	GDP	PO	A	E
SAVIDES Sebastian Bl rf	0	0	0	0	0	0	0	1	0	0	0	0	0	0	0	0	0	0	0	0
COLEMAN Riley Foster ph/p	1	0	0	0	0	0	0	0	0	0	0	0	0	1	0	0	0	0	0	0
SAWYER Blaine Vernon p	0	0	0	0	0	0	0	0	0	0	0	0	0	0	0	0	0	0	1	0
MPHAHLELE Mosa Samue lf	0	0	0	0	0	0	0	2	0	0	0	0	0	0	0	0	0	0	0	0
BAILES Luke 3b	2	0	0	0	0	0	0	0	0	0	0	0	0	2	0	0	0	0	0	1
GROBLER Evan p	1	0	0	0	0	0	0	0	0	0	0	0	0	1	0	0	0	0	0	1
LERWILL Nate Justin p/cf	0	0	0	0	0	0	1	0	0	0	0	0	0	0	0	0	0	1	0	1
BRANDERS Troy Justin 1b	1	0	0	0	0	0	0	0	0	0	0	0	0	1	0	1	0	2	0	0
DE LANGE Luke Herlo ph/lb	1	0	0	0	0	0	0	0	0	0	0	0	0	0	0	0	0	2	0	0
MPHAHLELE Rebone Bra cf/2b	2	0	0	0	0	0	0	0	0	0	0	0	0	0	0	0	0	0	1	1
SOTYATO Abulele Siba ss	2	0	0	0	0	0	0	0	0	0	0	0	0	1	0	0	0	0	1	0
UYS Casey 2b/rf	1	0	0	0	0	0	0	0	0	0	0	0	0	0	0	0	0	2	1	3
SAGE Mason Cooper rf	1	0	0	0	0	0	0	0	0	0	0	0	0	0	0	0	0	0	0	0
HAINS Seth Matthew c	0	0	0	0	0	0	1	0	0	0	0	0	0	0	0	0	0	2	0	0
ADAMS Quiwinn Mackhy c	0	0	0	0	0	0	0	0	0	0	0	0	0	0	0	0	0	0	0	0
Totals	12	0	0	0	0	0	0	5	0	0	0	0	0	6	0	1	0	9	4	7

### Dominican Republic 25

PLAYER	AB	R	H	BI	2B	3B	HR	BB	SB	CS	HP	SH	SF	SO	IBB	KL	GDP	PO	A	E
VASQUEZ Angel ss	4	3	1	0	0	0	0	1	0	0	0	0	0	0	0	0	0	0	0	0
PEREZ Dileccio c	3	3	2	3	0	0	1	1	1	0	0	0	0	0	0	0	0	6	0	0
PARRA Luis Manuel lf	3	4	3	2	0	1	0	0	1	0	1	0	0	0	0	0	0	1	0	0
ZAYAS Jadiel 1b	3	4	3	4	2	0	0	1	1	0	0	0	0	0	0	0	0	5	0	0
LUIS Daniel 3b	3	2	0	1	0	0	0	1	2	0	0	0	0	0	0	0	0	0	1	0
PEREZ Albert cf	4	3	4	3	1	2	0	0	1	0	0	0	0	0	0	0	0	0	0	0
CRUZ Jean Carlos rf	4	3	3	4	0	0	1	0	0	0	0	0	0	0	0	0	0	0	0	0
MONTERO Craifer p	2	0	0	0	0	0	0	0	0	0	0	0	0	2	0	0	0	0	0	0
KELLY Yosuel p	2	1	2	2	1	0	0	0	0	0	0	0	0	0	0	0	0	0	0	0
SANCHEZ Luis 2b	4	2	2	1	0	0	0	0	0	0	0	0	0	0	0	0	0	0	2	0
Totals	32	25	20	20	4	3	2	4	6	0	1	0	0	2	0	0	0	12	3	0

South Africa	IP	H	R	ER	BB	SO	WP	HP	BK	IBB	SH	SF	2B	3B	HR	AB	BF	FO	GO	NP
GROBLER Evan L,0-1	1.2	3	4	2	1	1	3	0	0	0	0	0	0	0	0	9	10	2	1	41
LERWILL Nate Justin	0.1	5	6	2	0	1	2	0	1	0	0	0	1	2	1	7	7	0	0	27
COLEMAN Riley Foster	0.1	8	13	11	3	0	4	1	1	0	0	0	3	0	1	10	14	1	0	52
SAWYER Blaine Vernon	0.2	4	2	2	0	0	2	0	0	0	0	0	0	1	0	6	6	0	1	15

Dominican Republic	IP	H	R	ER	BB	SO	WP	HP	BK	IBB	SH	SF	2B	3B	HR	AB	BF	FO	GO	NP
MONTERO Craifer	2.0	0	0	0	2	4	0	0	0	0	0	0	0	0	0	6	8	1	1	31
KELLY Yosuel W,1-0	2.0	0	0	0	3	2	0	0	0	0	0	0	0	0	0	6	9	1	3	35

Umpires: HP-Chao-Chieh CHEN (TPE), 1B-WEN LUNG TSAO (TPE),  
 2B-Eric Bosquez Rodriguez (PAN), 3B-Rafael RAMIREZ CABRERA (MEX)  
 Scorers: Siu Chun MOK (HKG), Yun-Ting SU (TPE), Stephanie WINKLER (GER)  
 TC: Roger TSAI (TPE), Nicky TO (HKG)  
 Start: 10:30 Time: 1:32 Attendance: 200 Weather: Cloudy, 27°C

# GAME SUMMARY - RESULTADO DEL JUEGO 21



## JAPAN – MEXICO



Jul 30, 2025 at Tainan (TPE) (ASPAC Youth)

```
-----
Japan.....012 201    - 6 10 2
Mexico.....061 00(X) - 7  6 2
-----
```

### Japan 6

PLAYER	AB	R	H	BI	2B	3B	HR	BB	SB	CS	HP	SH	SF	SO	IBB	KL	GDP	PO	A	E
TOYAMA Taiki cf	4	1	1	1	0	0	1	0	0	0	0	0	0	1	0	0	0	1	0	0
OGAWA TYLER lf	3	0	2	2	0	0	0	1	2	1	0	0	0	0	0	0	0	1	0	0
HASHIMOTO Shotaro 2b/rf	4	1	1	0	1	0	0	0	0	0	0	0	0	0	0	0	0	1	1	0
YOSHIZUKA Shinnosuke 1b	3	0	1	0	0	0	0	1	1	0	0	0	0	0	0	0	0	5	0	0
OHARA Sojiro rf/p	3	1	0	0	0	0	0	0	0	0	0	0	0	0	0	0	0	0	0	0
SHIMIZU Ryota p	0	0	0	0	0	0	0	0	0	0	0	0	0	0	0	0	0	0	0	0
TERADA Daichi ph	1	0	0	0	0	0	0	0	0	0	0	0	0	0	0	0	0	0	0	0
IBARAKI Yunosuke 3b/2b	2	1	2	1	0	0	0	1	0	0	0	0	0	0	0	0	0	0	3	1
SAHASHI Riku p	1	0	0	0	0	0	0	0	0	0	0	0	0	1	0	0	0	0	0	0
FUKUYAMA Kosei p/3b	2	0	1	0	0	0	0	0	0	0	0	0	0	0	0	0	0	0	0	1
KAWAZU Yugo c	3	1	1	0	0	0	0	0	0	0	0	0	0	0	0	0	1	5	0	0
KOH Daiki ss	2	1	1	1	0	0	0	1	0	0	0	0	0	0	0	0	0	2	2	0
Totals	28	6	10	5	1	0	1	4	3	1	0	0	0	2	0	0	1	15	6	2

### Mexico 7

PLAYER	AB	R	H	BI	2B	3B	HR	BB	SB	CS	HP	SH	SF	SO	IBB	KL	GDP	PO	A	E
FELIX LOPEZ Emiliano cf	4	0	2	1	0	0	0	0	0	0	0	0	0	1	0	1	0	4	0	0
CALVILLO Iker Dario 3b/p	3	0	1	1	1	0	0	0	0	0	0	0	0	1	0	0	0	1	2	1
GAXIOLA HIRALES Gast lf/c	3	0	1	1	0	0	0	0	0	0	0	0	0	1	0	0	0	1	0	0
MIRANDA CUE Eduardo 1b/3b	2	1	1	1	0	0	0	1	0	0	0	0	0	0	0	0	0	5	2	0
PEREZ RUIZ Emiliano ss	3	1	0	0	0	0	0	0	0	0	0	0	0	0	0	0	0	0	3	1
ARMENTA MONCAYO Jose 2b	2	1	0	0	0	0	0	0	0	0	1	0	0	0	0	0	0	1	0	0
CASTILLO JIMENEZ Jea c	1	1	1	1	0	0	0	1	0	0	0	0	0	0	0	0	0	1	1	0
GONZALEZ JIMENEZ Uri lf	1	0	0	0	0	0	0	0	0	0	0	0	0	0	0	0	0	1	0	0
ARELLANO TIRADO Bran rf	1	1	0	1	0	0	0	0	0	0	1	0	0	0	0	0	0	0	0	0
GALVEZ GONZALEZ Eric pr/rf	1	1	0	0	0	0	0	0	0	0	0	0	0	1	0	1	0	1	0	0
SILVA GARCIA Arturo p	1	1	0	0	0	0	0	1	0	0	0	0	0	1	0	0	0	0	1	0
ESCALERA RODRIGUEZ D 1b	1	0	0	0	0	0	0	0	0	0	0	0	0	0	0	0	0	3	1	0
Totals	23	7	6	6	1	0	0	3	0	0	2	0	0	5	0	2	0	18	10	2

Japan	IP	H	R	ER	BB	SO	WP	HP	BK	IBB	SH	SF	2B	3B	HR	AB	BF	FO	GO	NP
SAHASHI Riku L,0-1	1.0	1	6	5	2	0	0	2	1	0	0	0	0	0	0	5	9	1	2	30
FUKUYAMA Kosei	1.0	3	0	0	0	1	0	0	0	0	0	0	0	0	0	6	6	1	1	23
OHARA Sojiro	1.0	2	1	1	1	2	1	0	0	0	0	0	1	0	0	5	6	0	1	25
SHIMIZU Ryota	2.0	0	0	0	0	2	0	0	0	0	0	0	0	0	0	7	7	2	2	20

Mexico	IP	H	R	ER	BB	SO	WP	HP	BK	IBB	SH	SF	2B	3B	HR	AB	BF	FO	GO	NP
SILVA GARCIA Arturo	3.0	6	5	3	1	1	3	0	0	0	0	0	1	0	0	17	18	5	3	51
CALVILLO Iker Dario W,2-0	3.0	4	1	1	3	1	1	0	1	0	0	0	0	0	1	11	14	3	3	59

Umpires: HP-Josh Matavesi (AUS), 1B-Yuri MACCHIAVELLI (ITA),  
 2B-Seok-Min HWANG (KOR), 3B-Jung Cheng Huang (TPE)  
 Scorers: Cindy CHAN (HKG), Hong-Yu ZHANG (TPE), Wayne HORNG (TPE)  
 TC: Calvin Chih-Shien YEH (TPE), Roger TSAI (TPE)  
 Start: 10:30 Time: 1:56 Attendance: 350 Weather: Cloudy, 29°C

# GAME SUMMARY - RESULTADO DEL JUEGO 22



## CUBA – AUSTRALIA



Jul 30, 2025 at Tainan (TPE) (ASPAC B)

-----  
 Cuba.....341 65 - 19 12 1  
 Australia.....000 20 - 2 2 3  
 -----

### Cuba 19

PLAYER	AB	R	H	BI	2B	3B	HR	BB	SB	CS	HP	SH	SF	SO	IBB	KL	GDP	PO	A	E
ZAMORA HERNANDEZ Den 3b	3	2	1	1	0	0	0	0	3	0	1	0	0	0	0	0	0	0	0	0
PADRON MONTERREY Jos ph/lf	0	0	0	1	0	0	0	1	0	0	0	0	0	0	0	0	0	0	0	0
LLUCH DIAZ Maykol Ma cf	3	2	3	3	0	0	0	1	1	0	0	0	1	0	0	0	0	1	0	0
GARCIA SEGUNDO Sean p	1	1	0	0	0	0	0	2	0	0	0	0	0	1	0	0	0	0	0	0
PRIETO GARCIA Diange ph	0	0	0	1	0	0	0	1	0	0	0	0	0	0	0	0	0	0	0	0
ZAMORA SAFONT Yuniel p/2b	1	0	0	0	0	0	0	0	0	0	0	0	0	0	0	0	0	1	1	1
TORRES DIAZ Yuceider c	2	1	2	5	1	0	1	0	0	0	0	0	1	0	0	0	0	5	1	0
NOA HERRERA Ronney D pr/c	2	1	0	0	0	0	0	0	0	0	0	0	0	0	0	0	0	2	0	0
CASTILLO DIEZ Ivan L lf	5	2	2	0	0	0	0	0	0	0	0	0	0	1	0	0	0	0	0	0
GOMEZ GONZALEZ Alex 3b	0	0	0	0	0	0	0	0	0	0	0	0	0	0	0	0	0	0	0	0
REYES PEREZ Yordan 1b	1	1	0	0	0	0	0	1	1	0	0	0	0	0	0	0	0	2	0	0
GIRON GUZMAN Yeison rf	2	2	2	1	0	0	0	0	1	0	0	0	0	0	0	0	0	1	0	0
PENTON ZAYAS Yeison ss	2	2	0	0	0	0	0	2	1	0	0	0	0	0	0	0	0	0	1	0
VERA MAC DONALL Marc rf/1b	2	3	2	2	0	0	0	1	1	0	1	0	0	0	0	0	0	3	1	0
OSEGUERA LEYVA Jorda 2b	1	1	0	0	0	0	0	1	0	0	0	0	0	0	0	0	0	0	0	0
ALVAREZ MEDINA Mauro ph/2b/p	0	1	0	1	0	0	0	0	0	0	2	0	0	0	0	0	0	0	0	0
Totals	25	19	12	15	1	0	1	10	8	0	4	0	2	2	0	0	0	15	4	1

### Australia 2

PLAYER	AB	R	H	BI	2B	3B	HR	BB	SB	CS	HP	SH	SF	SO	IBB	KL	GDP	PO	A	E
JOHNSON Izaac Anthon lf	1	0	0	0	0	0	0	0	0	0	0	0	0	0	0	0	0	3	0	1
MASUDA Luku ph/lf	2	0	0	0	0	0	0	0	0	0	0	0	0	0	0	0	0	2	0	1
BEEZLEY Benjamin 1b	1	0	0	0	0	0	0	0	0	0	0	0	0	1	0	1	0	1	0	0
HARDING Brock Dennis 1b	2	0	0	0	0	0	0	0	0	0	0	0	0	1	0	0	0	1	0	0
BEVAN Reef Andrew c	0	0	0	0	0	0	0	1	0	0	0	0	0	0	0	0	0	2	0	0
MONCRIEFF Felix Geor c	1	1	0	0	0	0	0	0	0	0	1	0	0	0	0	0	0	0	0	1
KELLY Liam James rf	1	0	0	0	0	0	0	0	0	0	0	0	0	0	0	0	0	0	0	0
JONES Logan Kade p/3b	2	0	0	0	0	0	0	0	0	0	0	0	0	1	0	0	0	0	0	0
CLARKE Jack Leslie 2b	1	0	0	0	0	0	0	0	0	0	0	0	0	1	0	1	0	0	0	0
WATERS Jaxon William 2b/p/2b	0	1	0	0	0	0	0	1	0	0	0	0	0	0	0	0	0	0	0	0
TOYE Phillip Alan ss	1	0	0	0	0	0	0	1	0	0	0	0	0	1	0	1	0	1	2	0
TAYLOR Preston James ss	0	0	0	0	0	0	0	0	0	0	0	0	0	0	0	0	0	1	0	0
NINNIS Harvey Arman cf/rf	1	0	0	0	0	0	0	0	0	0	0	0	0	1	0	1	0	3	0	0
UNCLE Ethan John rf/p	1	0	1	1	0	0	0	0	0	0	0	0	0	0	0	0	0	0	0	0
ASTILL Isaiah Thomas 3b	1	0	0	0	0	0	0	0	0	0	0	0	0	1	0	0	0	0	0	0
REID Xander Paul p/2b/rf	0	0	0	0	0	0	0	0	0	0	0	0	0	0	0	0	0	0	0	0
COUGHLIN Ezekiel And p	0	0	0	0	0	0	0	0	0	0	0	0	0	0	0	0	0	0	0	0
MCCARTHY Billy Steph p/cf	2	0	1	1	0	0	0	0	0	0	0	0	0	1	0	1	0	1	0	0
Totals	17	2	2	2	0	0	0	3	0	0	1	0	0	8	0	5	0	15	2	3

Cuba	IP	H	R	ER	BB	SO	WP	HP	BK	IBB	SH	SF	2B	3B	HR	AB	BF	FO	GO	NP
GARCIA SEGUNDO Sean W,1-0	3.0	0	0	0	1	6	0	0	0	0	0	0	0	0	0	9	10	1	2	51
ZAMORA SAFONT Yuniel	0.2	0	2	2	2	0	0	1	0	0	0	0	0	0	0	2	5	1	1	16
ALVAREZ MEDINA Mauro	1.1	2	0	0	0	2	0	0	0	0	0	0	0	0	0	6	6	1	1	19

Australia	IP	H	R	ER	BB	SO	WP	HP	BK	IBB	SH	SF	2B	3B	HR	AB	BF	FO	GO	NP
COUGHLIN Ezekiel And L,0-1	1.0	3	5	5	2	2	1	0	0	0	0	0	0	0	1	6	8	0	1	33
MCCARTHY Billy Steph	1.0	0	2	1	2	0	0	1	0	0	0	2	0	0	0	1	6	3	0	17
JONES Logan Kade	1.1	6	7	6	2	0	1	0	0	0	0	0	1	0	0	10	12	4	0	37
REID Xander Paul	0.2	0	0	0	2	0	1	1	0	0	0	0	0	0	0	2	5	1	1	18
WATERS Jaxon William	0.0	2	5	4	2	0	1	2	0	0	0	0	0	0	0	2	6	0	0	21
UNCLE Ethan John	1.0	1	0	0	0	0	0	0	0	0	0	0	0	0	0	4	4	3	0	14

Umpires: HP-Eric Bosquez Rodríguez (PAN), 1B-Chuan-Mu CHENG (TPE),  
 2B-WEN LUNG TSAO (TPE), 3B-Keita TSUCHIYA (JPN)

Scorers: Stephanie WINKLER (GER), Yun-Ting SU (TPE), Siu Chun MOK (HKG)

TC: Chin-Tsai CHEN (TPE), Yutaka SHIBATA (JPN)

Start: 10:30 Time: 1:53 Attendance: 150 Weather: Cloudy, 30°C

# GAME SUMMARY - RESULTADO DEL JUEGO 23



## CHINESE TAIPEI – GERMANY



Jul 28, 2025 at Tainan (TPE) (ASPAC Youth)

Chinese Taipei.....330 (11) - 17 11 0  
 Germany.....000 0 - 0 2 2

### Chinese Taipei 17

PLAYER	AB	R	H	BI	2B	3B	HR	BB	SB	CS	HP	SH	SF	SO	IBB	KL	GDP	PO	A	E
HU Cheng-en rf/cf	3	4	3	5	1	0	2	1	0	0	0	0	0	0	0	0	0	1	1	0
LI Cyuan-en c	1	3	1	0	0	0	0	2	1	0	0	0	0	0	0	0	0	2	0	0
HO Chun ph/c	1	1	1	0	0	0	0	0	0	0	0	0	0	0	0	0	0	1	0	0
CHEN Qi-sheng 3b	2	1	2	2	1	0	0	0	1	0	0	0	0	0	0	0	0	0	0	0
WANG Wei 3b	1	2	1	1	0	0	0	1	1	0	0	0	0	0	0	0	0	0	0	0
GU Meng-jie lf	2	0	0	2	0	0	0	1	0	0	0	0	0	0	0	0	0	0	0	0
CHUANG Ying-yi ph/lf	1	0	0	0	0	0	0	0	0	0	0	0	0	1	0	0	0	0	0	0
LI Bing-rong cf	1	0	0	1	0	0	0	1	1	2	0	0	0	0	0	0	0	0	0	0
WU Shang-cheng ph/rf	1	1	1	1	0	0	0	1	0	0	0	0	0	0	0	0	0	0	0	0
ZHONG Ding-xu 1b	3	1	1	1	0	0	0	0	0	0	0	0	0	0	0	0	0	3	0	0
LIN Shu-yan ph/lb	1	0	0	0	0	0	0	0	0	0	0	0	0	0	0	0	0	2	0	0
ZHANG Yun-en 2b/ss	2	1	0	0	0	0	0	1	0	0	0	0	0	0	0	0	0	0	1	0
CHEN Yu-shen p/2b	2	1	1	1	0	0	0	0	1	0	1	0	0	1	0	1	0	1	2	0
LIN Kai-chen ss	0	1	0	0	0	0	0	1	2	0	0	0	0	0	0	0	0	1	1	0
LEE Yun-ruen ph/p	1	0	0	0	0	0	0	0	0	0	0	0	0	0	0	0	0	1	0	0
HSIEH Cheng-chun ph	0	0	0	1	0	0	0	1	0	0	0	0	0	0	0	0	0	0	0	0
HOU Tung-yu pr/p	0	1	0	0	0	0	0	0	0	0	0	0	0	0	0	0	0	0	0	0
Totals	22	17	11	15	2	0	2	10	7	2	1	0	0	2	0	1	0	12	5	0

### Germany 0

PLAYER	AB	R	H	BI	2B	3B	HR	BB	SB	CS	HP	SH	SF	SO	IBB	KL	GDP	PO	A	E
KANEKO Felix Corneli rf	1	0	1	0	0	0	0	0	0	0	1	0	0	0	0	0	0	0	0	0
KRUGER Tim Logan lf	2	0	0	0	0	0	0	0	0	0	0	0	0	0	0	0	0	0	0	0
SCHUMACHER MilosS 2b/p	2	0	0	0	0	0	0	0	0	0	0	0	0	1	0	0	0	2	2	1
HEDTLER Erik p/lb	2	0	0	0	0	0	0	0	0	0	0	0	0	1	0	1	0	5	2	0
BRAUCH Mona 1b/p/2b	2	0	1	0	0	0	0	0	0	0	0	0	0	0	0	0	0	0	4	0
KRISCHOK Artin Joel ss	2	0	0	0	0	0	0	0	0	0	0	0	0	1	0	0	0	1	2	1
ROUSSEAU Jonah cf	1	0	0	0	0	0	0	0	0	0	0	0	0	0	0	0	0	1	0	0
SCHLOFFEL Ben Jan-La c	1	0	0	0	0	0	0	0	0	0	0	0	0	0	0	0	0	3	0	0
AWOKOU Azuma Daniel 3b	1	0	0	0	0	0	0	0	0	0	0	0	0	0	0	0	0	0	0	0
Totals	14	0	2	0	0	0	0	0	0	0	1	0	0	3	0	1	0	12	10	2

Chinese Taipei	IP	H	R	ER	BB	SO	WP	HP	BK	IBB	SH	SF	2B	3B	HR	AB	BF	FO	GO	NP
CHEN Yu-shen	2.0	1	0	0	0	2	0	0	0	0	0	0	0	0	0	7	7	2	2	23
LEE Yun-ruen W,1-0	1.0	0	0	0	0	0	0	1	0	0	0	0	0	0	0	3	4	2	1	12
HOU Tung-yu	1.0	1	0	0	0	1	0	0	0	0	0	0	0	0	0	4	4	0	2	16

Germany	IP	H	R	ER	BB	SO	WP	HP	BK	IBB	SH	SF	2B	3B	HR	AB	BF	FO	GO	NP
HEDTLER Erik L,0-1	2.0	4	6	6	6	1	1	0	1	0	0	0	1	0	1	8	14	2	1	51
BRAUCH Mona	1.1	4	8	7	3	0	1	1	0	0	0	0	1	0	0	9	13	0	4	43
SCHUMACHER MilosS	0.2	3	3	2	1	1	2	0	0	0	0	0	0	0	1	5	6	0	1	19

Umpires: HP-David de Jesus SOLIS PUENTE (MEX), 1B-Josh Matavesi (AUS),  
 2B-Harry Allan DUFFY (RSA), 3B-Benjamin Nash (AUS)  
 Scorers: Connie Stoyakovich (AUS), Emily JOU (TPE), Cindy CHAN (HKG)  
 TC: Yutaka SHIBATA (JPN), Leo Agus CAHYONO (INA)  
 Start: 18:30 Time: 1:26 Attendance: 650 Weather: Cloudy, 25°C

# GAME SUMMARY - RESULTADO DEL JUEGO 24



## KOREA – USA



Jul 28, 2025 at Tainan (TPE) (ASPAC B)

```
-----
Korea.....002 310 - 6 4 0
United States of America.002 000 - 2 3 4
-----
```

### Korea 6

PLAYER	AB	R	H	BI	2B	3B	HR	BB	SB	CS	HP	SH	SF	SO	IBB	KL	GDP	PO	A	E
HA Jeongwoo ss	2	2	1	0	1	0	0	1	1	0	1	0	0	1	0	0	0	1	0	0
LEE Jeongwoo pr/2b	0	0	0	0	0	0	0	0	1	0	0	0	0	0	0	0	0	1	1	0
KANG Giung 2b/ss	3	0	0	0	0	0	0	0	0	0	1	0	0	0	0	0	0	0	1	0
PARK Jihwan cf	3	1	0	0	0	0	0	1	2	0	0	0	0	3	0	0	0	0	0	0
SEO Jeongan rf	3	0	0	0	0	0	0	1	0	0	0	0	0	0	0	0	0	0	0	0
YANG Leo 3b	2	0	0	0	0	0	1	2	0	1	0	0	0	0	0	0	0	2	2	0
KWON Yunseo p	2	0	0	0	0	0	0	0	0	0	0	0	0	1	0	0	0	1	0	0
LEE Jaeseung p	1	0	0	0	0	0	0	0	0	0	0	0	0	1	0	1	0	0	0	0
HONG Sunghyun 1b	3	2	2	0	0	0	0	0	0	0	0	0	0	0	0	0	0	4	0	0
MIN Donghyeon c	1	0	0	0	0	0	0	0	0	0	2	0	1	0	1	0	0	7	0	0
HWANG Jaewon lf	2	1	1	1	0	0	0	1	2	0	0	0	1	0	1	0	0	2	0	0
Totals	22	6	4	1	1	0	0	5	8	0	3	2	0	8	0	3	0	18	4	0

### United States of America 2

PLAYER	AB	R	H	BI	2B	3B	HR	BB	SB	CS	HP	SH	SF	SO	IBB	KL	GDP	PO	A	E
SAPP Kai Alexander cf	2	1	0	0	0	0	0	1	0	0	0	0	0	0	0	0	0	2	0	0
HATCH Nolan Michael 2b	2	1	1	0	0	0	0	1	0	0	0	0	0	0	0	0	0	0	1	0
VALADEZ Kristian Uri 3b	1	0	0	0	0	0	0	2	1	0	0	0	0	0	0	0	0	0	3	1
CHIKODROFF Christoph 1b/rf	3	0	1	2	0	0	0	0	0	0	0	0	0	0	0	0	0	1	0	0
SPRAY Jaxon Baker p/lb	3	0	1	0	0	0	0	0	0	0	0	0	0	1	0	1	0	6	0	0
CARSON Jack Henry rf	1	0	0	0	0	0	0	0	0	0	0	0	0	1	0	1	0	1	0	0
BLISS Brock Easton p	1	0	0	0	0	0	0	0	0	0	0	0	0	1	0	0	0	0	0	0
WILHITE Jameson John p	0	0	0	0	0	0	0	0	0	0	0	0	0	0	0	0	0	0	0	0
BITZENHOFER Mason Co p	0	0	0	0	0	0	0	0	0	0	0	0	0	0	0	0	0	0	1	0
SCHELL Barret Warren ph	1	0	0	0	0	0	0	0	0	0	0	0	0	1	0	1	0	0	0	0
ROTH Radner Michael c	1	0	0	0	0	0	0	0	0	0	0	0	0	1	0	0	0	5	1	2
MOUNT Duncan Cooper ph	1	0	0	0	0	0	0	0	0	0	0	0	0	0	0	0	0	0	0	0
SUNDBY Hunter Matthe c	1	0	0	0	0	0	0	0	0	0	0	0	0	1	0	0	0	1	1	0
MCGEE Russell Marcho ss	2	0	0	0	0	0	0	0	0	0	0	0	0	1	0	1	0	2	1	1
ELLIOTT JR Antonio L lf	2	0	0	0	0	0	0	0	0	0	0	0	0	0	0	0	0	0	0	0
Totals	21	2	3	2	0	0	0	4	1	0	0	0	0	7	0	4	0	18	8	4

Korea	IP	H	R	ER	BB	SO	WP	HP	BK	IBB	SH	SF	2B	3B	HR	AB	BF	FO	GO	NP
KWON Yunseo	2.2	3	2	2	2	2	0	0	0	0	0	0	0	0	0	11	13	2	4	45
LEE Jaeseung W,2-0	3.1	0	0	0	2	5	0	0	0	0	0	0	0	0	0	10	12	3	2	44

United States of America	IP	H	R	ER	BB	SO	WP	HP	BK	IBB	SH	SF	2B	3B	HR	AB	BF	FO	GO	NP
SPRAY Jaxon Baker	2.2	1	2	2	3	4	0	1	1	0	0	0	1	0	0	10	14	3	2	60
BLISS Brock Easton L,1-1	1.2	3	4	2	1	3	1	1	0	0	1	0	0	0	0	8	11	0	2	43
WILHITE Jameson John	0.2	0	0	0	1	0	2	1	0	0	1	0	0	0	0	1	4	0	2	21
BITZENHOFER Mason Co	1.0	0	0	0	0	1	0	0	0	0	0	0	0	0	0	3	3	1	0	10

Umpires: HP-Keita TSUCHIYA (JPN), 1B-Rafael RAMIREZ CABRERA (MEX),  
 2B-Yuri MACCHIAVELLI (ITA), 3B-Chuan-Mu CHENG (TPE)  
 Scorers: Siu Chun MOK (HKG), SHIH-CHUNG YUAN (TPE), Stephanie WINKLER (GER)  
 TC: Chin-Tsai CHEN (TPE), Jose Augusto SANCHEZ PEREZ (MEX)  
 Start: 18:00 Time: 2:12 Attendance: 300 Weather: Cloudy, 27°C

# GAME SUMMARY - RESULTADO DEL JUEGO 25



## AUSTRALIA – JAPAN



Jul 29, 2025 at Tainan (TPE) (ASPAC Youth)

-----  
 Australia.....000 0 - 0 0 2  
 Japan.....023 (10) - 15 12 0  
 -----

### Australia 0

PLAYER	AB	R	H	BI	2B	3B	HR	BB	SB	CS	HP	SH	SF	SO	IBB	KL	GDP	PO	A	E
JONES Logan Kade c	2	0	0	0	0	0	0	0	0	0	0	0	0	1	0	0	0	1	0	0
UNCLE Ethan John rf	2	0	0	0	0	0	0	0	0	0	0	0	0	0	0	0	0	1	0	0
MASUDA Luku p	1	0	0	0	0	0	0	0	0	0	0	0	0	1	0	0	0	0	0	0
MCCARTHY Billy Steph cf	1	0	0	0	0	0	0	0	0	0	0	0	0	0	0	0	0	1	0	0
CLARKE Jack Leslie 2b	1	0	0	0	0	0	0	0	0	0	0	0	0	0	0	0	0	0	0	0
MONCRIEFF Felix Geor lf/p/lf	1	0	0	0	0	0	0	0	0	0	0	0	0	1	0	0	0	1	0	0
JOHNSON Izaac Anthon cf/p/lf	1	0	0	0	0	0	0	0	0	0	0	0	0	1	0	1	0	2	0	1
REID Xander Paul p	0	0	0	0	0	0	0	0	0	0	0	0	0	0	0	0	0	0	0	0
HARDING Brock Dennis 1b	1	0	0	0	0	0	0	0	0	0	0	0	0	1	0	0	0	2	0	0
COUGHLIN Ezekiel And ss	1	0	0	0	0	0	0	0	0	0	0	0	0	1	0	0	0	1	1	1
WATERS Jaxon William 3b	1	0	0	0	0	0	0	0	0	0	0	0	0	0	0	0	0	0	0	0
Totals	12	0	0	0	0	0	0	0	0	0	0	0	0	6	0	1	0	9	1	2

### Japan 15

PLAYER	AB	R	H	BI	2B	3B	HR	BB	SB	CS	HP	SH	SF	SO	IBB	KL	GDP	PO	A	E
FUKUYAMA Kosei ss	3	2	1	0	1	0	0	1	1	0	0	0	0	0	0	0	0	1	2	0
SHIMOHIRA Jota 2b/p	1	1	0	0	0	0	0	2	1	0	0	0	0	0	0	0	0	0	1	0
OMATA Sora ph	1	0	1	1	0	0	0	0	0	0	0	0	0	0	0	0	0	0	0	0
ABE Asahi pr	0	0	0	0	0	0	0	0	0	0	0	0	0	0	0	0	0	0	0	0
OGAWA TYLER lf	2	2	2	1	0	0	0	2	1	0	0	0	0	0	0	0	0	1	0	0
YOSHIZUKA Shinnosuke 1b/2b	3	2	1	2	0	0	0	1	1	0	0	0	0	0	0	0	0	3	0	0
OHARA Sojiro cf	2	2	1	1	0	0	0	1	1	0	0	0	0	0	0	0	0	0	0	0
MARUYAMA Toshiki p/rf/1b	2	1	1	0	0	0	0	1	0	0	0	0	0	0	0	0	0	3	0	0
SHIMIZU Ryota rf/p/rf	3	2	2	2	0	0	0	1	0	0	0	0	0	0	0	0	0	0	0	0
TERADA Daichi 3b	1	2	1	3	0	0	0	1	0	0	0	0	1	0	0	0	0	0	0	0
OKAWA Kotaro c	3	1	2	1	0	0	0	0	0	0	0	0	0	0	0	0	0	4	2	0
Totals	21	15	12	11	1	0	0	9	6	0	0	0	1	0	0	0	0	12	5	0

Australia	IP	H	R	ER	BB	SO	WP	HP	BK	IBB	SH	SF	2B	3B	HR	AB	BF	FO	GO	NP
MASUDA Luku L,0-2	1.2	2	2	2	3	0	1	0	0	0	0	0	0	0	0	7	10	4	1	36
JOHNSON Izaac Anthon	0.1	1	3	3	3	0	3	0	0	0	0	0	0	0	0	2	5	1	0	21
MONCRIEFF Felix Geor	1.0	5	8	7	2	0	0	0	0	0	0	1	1	0	0	8	11	2	2	35
REID Xander Paul	0.0	4	2	2	1	0	1	0	0	0	0	0	0	0	0	4	5	0	0	15

Japan	IP	H	R	ER	BB	SO	WP	HP	BK	IBB	SH	SF	2B	3B	HR	AB	BF	FO	GO	NP
MARUYAMA Toshiki	1.0	0	0	0	0	2	0	0	0	0	0	0	0	0	0	3	3	0	1	16
SHIMIZU Ryota	1.0	0	0	0	0	2	0	0	0	0	0	0	0	0	0	3	3	1	0	9
SHIMOHIRA Jota W,1-0	2.0	0	0	0	0	2	0	0	0	0	0	0	0	0	0	6	6	2	2	19

Umpires: HP-Eric Bosquez Rodríguez (PAN), 1B-Rafael RAMIREZ CABRERA (MEX),  
 2B-David de Jesus SOLIS PUENTE (MEX), 3B-Seok-Min HWANG (KOR)

Scorers: Stephanie WINKLER (GER), SHIH-CHUNG YUAN (TPE), Siu Chun MOK (HKG)

TC: Chin-Tsai CHEN (TPE), Calvin Chih-Shien YEH (TPE)

Start: 10:30 Time: 1:10 Attendance: 0 Weather: Cloudy, 27°C

# GAME SUMMARY - RESULTADO DEL JUEGO 26



## CZECHIA – SOUTH AFRICA



Jul 29, 2025 at Tainan (TPE) (ASPAC B)

-----  
 Czechia.....050 18 - 14 12 0  
 South Africa.....000 00 - 0 1 3  
 -----

### Czechia 14

PLAYER	AB	R	H	BI	2B	3B	HR	BB	SB	CS	HP	SH	SF	SO	IBB	KL	GDP	PO	A	E
STSPANIK David cf	3	2	1	2	0	0	0	0	0	0	1	0	0	0	0	0	0	2	0	0
PROCHAZKA Lev rf	2	1	1	0	1	0	0	0	0	0	0	0	0	0	0	0	0	0	0	0
LUKSiSEK Jan rf	1	1	1	3	0	0	0	0	0	0	0	0	1	0	0	0	0	0	0	0
RAMBOUSEK Denis ss	4	1	2	1	1	0	0	0	0	0	0	0	0	0	0	0	0	1	3	0
RANDL Simon lf	2	0	0	0	0	0	0	0	0	0	0	0	0	0	0	0	0	0	0	0
KUBaT Jakub lf	2	1	2	2	1	0	0	0	0	0	0	0	0	0	0	0	0	0	0	0
WIEDNER Eduard c	3	2	1	0	0	0	0	1	0	0	0	0	0	0	0	0	0	6	1	0
BARTULiK Jeronym p/lb	1	2	0	0	0	0	0	2	0	0	0	0	0	0	0	0	0	2	0	0
SKRABAL Theodor ph/lb	1	0	0	0	0	0	0	0	0	0	0	0	0	0	0	0	0	1	0	0
DOSTaL JiSi 2b	2	1	2	1	0	0	0	1	0	0	1	0	0	0	0	0	0	2	0	0
SERVENKA Jan lb	1	0	0	0	0	0	0	0	0	0	0	0	0	1	0	0	0	1	0	0
LATZKA Tobias ph	1	0	0	0	0	0	0	0	0	0	0	0	1	0	0	0	0	0	0	0
JELiNEK Filip p/p	1	0	1	1	0	0	0	0	0	0	0	0	0	0	0	0	0	0	0	0
TRETERA Martin p/p/3b	0	0	0	0	0	0	0	0	0	0	0	0	0	0	0	0	0	0	0	0
BENDA David 3b	2	2	1	0	0	0	0	0	1	0	0	0	0	0	0	0	0	0	1	0
OKaS Dominik ph/3b/p	1	1	0	0	0	0	0	0	1	0	0	0	0	0	0	0	0	0	0	0
Totals	27	14	12	10	3	0	0	3	3	0	1	1	1	2	0	0	0	15	5	0

### South Africa 0

PLAYER	AB	R	H	BI	2B	3B	HR	BB	SB	CS	HP	SH	SF	SO	IBB	KL	GDP	PO	A	E
LONG Jarred Stephen ss	3	0	0	0	0	0	0	0	0	0	0	0	0	1	0	1	0	0	2	0
SAWYER Blaine Vernon 3b	1	0	0	0	0	0	0	0	0	0	0	0	0	1	0	1	0	0	0	0
UYS Casey p/p	1	0	0	0	0	0	0	0	0	0	0	0	0	0	0	0	0	0	0	0
SAVIDES Sebastian Bl p	0	0	0	0	0	0	0	1	0	0	0	0	0	0	0	0	0	0	0	0
AMOS Kaleb Riley p/3b	2	0	0	0	0	0	0	1	0	1	0	0	0	1	0	0	0	0	3	1
SAGE Mason Cooper lf	2	0	0	0	0	0	0	0	0	0	0	0	0	0	0	0	0	0	0	1
GROBLER Evan lb	2	0	1	0	0	0	0	0	0	0	0	0	0	1	0	0	0	7	0	1
MPHAHLELE Rebone Bra 2b	0	0	0	0	0	0	0	2	1	0	0	0	0	0	0	0	0	1	2	0
COLEMAN Riley Foster c	2	0	0	0	0	0	0	0	0	0	0	0	1	0	0	0	0	2	0	0
HAINS Seth Matthew c	0	0	0	0	0	0	0	0	0	0	0	0	0	0	0	0	0	0	0	0
TALIEP Maahir rf	1	0	0	0	0	0	0	1	0	0	0	0	0	0	0	0	0	3	0	0
LERWILL Nate Justin cf	0	0	0	0	0	0	0	1	0	0	0	0	0	0	0	0	0	2	0	0
MPHAHLELE Mosa Samue cf	1	0	0	0	0	0	0	0	0	0	0	0	1	0	1	0	0	0	0	0
Totals	15	0	1	0	0	0	0	6	1	1	0	0	0	6	0	3	0	15	7	3

Czechia	IP	H	R	ER	BB	SO	WP	HP	BK	IBB	SH	SF	2B	3B	HR	AB	BF	FO	GO	NP
BARTULiK Jeronym	2.0	0	0	0	1	5	0	0	0	0	0	0	0	0	0	6	7	0	1	32
JELiNEK Filip W,1-0	2.0	1	0	0	3	0	1	0	0	0	0	0	0	0	0	6	9	3	2	37
TRETERA Martin	0.2	0	0	0	2	1	1	0	0	0	0	0	0	0	0	2	4	1	0	20
OKaS Dominik	0.1	0	0	0	0	0	0	0	0	0	0	0	0	0	0	1	1	0	1	1

South Africa	IP	H	R	ER	BB	SO	WP	HP	BK	IBB	SH	SF	2B	3B	HR	AB	BF	FO	GO	NP
AMOS Kaleb Riley L,0-2	2.0	4	5	0	2	1	2	0	0	0	1	0	2	0	0	10	13	1	4	37
UYS Casey	2.0	4	3	3	0	1	0	0	2	0	0	1	1	0	0	9	10	4	1	37
SAVIDES Sebastian Bl	1.0	4	6	4	1	0	2	1	1	0	0	0	0	0	0	8	10	0	3	26

Umpires: HP-WEN LUNG TSAO (TPE), 1B-Benjamin Nash (AUS),  
 2B-Josh Matavesi (AUS), 3B-Chao-Chieh CHEN (TPE)  
 Scorers: Connie Stoyakovich (AUS), Emily JOU (TPE), Wayne HORNG (TPE)  
 TC: Jose Augusto SANCHEZ PEREZ (MEX), Jonathan MA (HKG)  
 Start: 14:11 Time: 1:33 Attendance: 0 Weather: Cloudy, 27°C

# GAME SUMMARY - RESULTADO DEL JUEGO 27



## DOMINICAN REPUBLIC – USA



Jul 29, 2025 at Tainan (TPE) (ASPAC Youth)

-----  
 Dominican Republic.....001 030 - 4 5 2  
 United States of America.001 60(X) - 7 11 2  
 -----

### Dominican Republic 4

PLAYER	AB	R	H	BI	2B	3B	HR	BB	SB	CS	HP	SH	SF	SO	IBB	KL	GDP	PO	A	E
MERCEDES Elvin rf	2	0	0	0	0	0	0	2	0	0	0	0	0	0	0	0	0	1	0	0
CLAUDIO Erick 3b/p/3b	3	0	2	0	0	0	0	0	0	0	1	0	0	1	0	0	0	0	2	0
ZAPATA Bryan 2b	3	1	0	0	0	0	0	0	1	0	0	0	0	1	0	0	0	2	0	1
VASQUEZ Angel 2b/ss	1	0	0	0	0	0	0	0	0	0	0	0	0	0	0	0	0	2	0	0
PARRA Luis Manuel lf/3b/2b	2	1	0	0	0	0	0	0	0	1	1	0	0	2	0	1	0	0	0	0
ZAYAS Jadiel 1b	3	0	0	1	0	0	0	0	0	0	0	0	0	0	0	0	0	3	0	1
RODRIGUEZ Carlos p/lf	2	0	0	0	0	0	0	1	0	0	0	0	0	0	0	0	0	1	1	0
PEREZ Dileccio c	3	1	2	1	1	0	0	0	0	0	0	0	0	0	0	0	0	5	0	0
RODRIGUEZ Marvin ss/p	3	1	1	2	0	0	1	0	0	1	0	0	0	1	0	0	0	0	2	0
PEREZ Albert cf	2	0	0	0	0	0	0	0	0	0	1	0	0	1	0	0	0	1	0	0
Totals	24	4	5	4	1	0	1	3	1	2	3	0	0	6	0	1	0	15	5	2

### United States of America 7

PLAYER	AB	R	H	BI	2B	3B	HR	BB	SB	CS	HP	SH	SF	SO	IBB	KL	GDP	PO	A	E
HATCH Nolan Michael 2b	4	2	1	1	0	0	0	0	0	0	0	0	0	0	0	0	0	3	1	1
CHIKODROFF Christoph rf	3	1	3	1	0	0	0	0	0	0	0	0	0	0	0	0	0	1	0	0
SHELL Barret Warren p/p	0	0	0	0	0	0	0	0	0	0	0	0	0	0	0	0	0	0	1	0
VALADEZ Kristian Uri 3b	3	1	1	4	0	0	1	0	0	0	0	0	0	2	0	0	0	1	1	0
ELLIOTT JR Antonio L lf	3	0	0	0	0	0	0	0	0	0	0	0	0	1	0	0	0	0	0	0
SPRAY Jaxon Baker 1b	3	0	0	0	0	0	0	0	0	0	0	0	0	0	0	0	0	6	1	0
SUNDBY Hunter Matthe c	2	0	1	0	0	0	0	0	0	0	1	0	0	0	0	0	0	5	3	0
MOUNT Duncan Cooper cf/p/cf/rf	3	1	1	0	0	0	0	0	0	0	0	0	0	0	0	0	0	0	0	1
MCGEE Russell Marcho ss	3	1	3	0	0	0	0	0	1	0	0	0	0	0	0	0	0	1	1	0
ROMERO Jake Tito p	0	0	0	0	0	0	0	0	0	0	0	0	0	0	0	0	0	0	0	0
CARSON Jack Henry cf	2	1	1	0	0	0	0	0	0	0	0	0	0	1	0	0	0	1	0	0
BITZENHOFER Mason Co p/p	0	0	0	0	0	0	0	0	0	0	0	0	0	0	0	0	0	0	1	0
SAPP Kai Alexander ph/cf	1	0	0	0	0	0	0	0	0	0	0	0	0	1	0	0	0	0	0	0
Totals	27	7	11	6	0	0	1	0	1	0	1	0	0	5	0	0	0	18	9	2

Dominican Republic	IP	H	R	ER	BB	SO	WP	HP	BK	IBB	SH	SF	2B	3B	HR	AB	BF	FO	GO	NP
RODRIGUEZ Carlos L,0-1	3.1	9	6	4	0	4	0	0	0	0	0	0	0	0	0	20	20	1	5	64
CLAUDIO Erick	1.0	2	1	1	0	0	1	1	0	0	0	0	0	0	1	5	6	3	0	29
RODRIGUEZ Marvin	0.2	0	0	0	0	1	0	0	0	0	0	0	0	0	0	2	2	1	0	9

United States of America	IP	H	R	ER	BB	SO	WP	HP	BK	IBB	SH	SF	2B	3B	HR	AB	BF	FO	GO	NP
ROMERO Jake Tito	0.0	0	0	0	1	0	0	1	2	0	0	0	0	0	0	0	2	0	0	8
MOUNT Duncan Cooper W,1-0	4.0	3	1	0	2	5	0	1	0	0	0	0	0	0	0	16	19	3	4	60
BITZENHOFER Mason Co	1.0	2	3	3	0	0	0	1	0	0	0	0	1	0	1	5	6	1	2	14
SHELL Barret Warren SV,1	1.0	0	0	0	0	1	0	0	0	0	0	0	0	0	0	3	3	0	2	9

Umpires: HP-Yuri MACCHIAVELLI (ITA), 1B-Chuan-Mu CHENG (TPE),  
 2B-David de Jesus SOLIS PUENTE (MEX), 3B-Harry Allan DUFFY (RSA)  
 Scorers: Siu Chun MOK (HKG), SHIH-CHUNG YUAN (TPE), Stephanie WINKLER (GER)  
 TC: Leo Agus CAHYONO (INA), Nicky TO (HKG)  
 Start: 14:12 Time: 2:00 Attendance: 0 Weather: Cloudy, 28°C

# GAME SUMMARY - RESULTADO DEL JUEGO 28



## GERMANY – CUBA



Jul 29, 2025 at Tainan (TPE) (ASPAC B)

```
Germany.....000 001 - 1 2 3
Cuba.....021 22(X) - 7 7 0
```

### Germany 1

PLAYER	AB	R	H	BI	2B	3B	HR	BB	SB	CS	HP	SH	SF	SO	IBB	KL	GDP	PO	A	E
KANEKO Felix Corneli rf	3	0	1	0	0	0	0	0	0	0	0	0	0	1	0	1	0	1	0	0
KRUGER Tim Logan lf	2	1	0	0	0	0	0	0	0	0	1	0	0	0	0	0	0	0	0	0
SCHUMACHER MilosS 2b	3	0	0	0	0	0	0	0	0	0	0	0	0	1	0	0	0	1	1	0
BRAUCH Mona lb	2	0	1	1	0	0	0	0	0	0	1	0	0	1	0	0	0	6	0	0
ROUSSEAU Jonah cf/p	1	0	0	0	0	0	0	1	0	0	0	1	0	1	0	0	0	2	0	0
KRISCHOK Artin Joel ss	2	0	0	0	0	0	1	0	0	0	0	0	1	0	0	0	0	2	3	1
SCHLOFFEL Ben Jan-La c	2	0	0	0	0	0	0	0	0	0	0	0	0	1	0	1	0	1	0	2
SCHLOFFEL Luis Johan p	1	0	0	0	0	0	0	0	0	0	0	0	0	0	0	0	0	0	1	0
YANG Noah p	1	0	0	0	0	0	0	0	0	0	0	0	0	0	0	0	0	0	1	0
BUTT Jona cf	0	0	0	0	0	0	0	0	0	0	0	0	0	0	0	0	0	0	0	0
AWOKOU Azuma Daniel 3b	1	0	0	0	0	0	1	0	0	0	0	0	0	0	0	0	0	2	1	0
Totals	18	1	2	1	0	0	3	0	0	2	1	0	6	0	2	0	15	7	3	

### Cuba 7

PLAYER	AB	R	H	BI	2B	3B	HR	BB	SB	CS	HP	SH	SF	SO	IBB	KL	GDP	PO	A	E
ZAMORA HERNANDEZ Den 3b	2	0	0	0	0	0	0	1	1	0	0	0	0	1	0	0	0	1	1	0
LLUCH DIAZ Maykol Ma cf	1	1	1	1	0	0	0	1	3	0	0	0	1	0	0	0	0	0	0	0
GARCIA SEGUNDO Sean lf	3	0	0	0	0	0	0	0	0	0	0	0	0	0	0	0	0	0	0	0
TORRES DIAZ Yuceider c	1	0	0	0	0	0	0	2	2	0	0	0	0	0	0	0	0	7	0	0
REYES PEREZ Yordan lb	1	0	0	0	0	0	0	0	0	0	0	0	0	0	0	0	0	2	0	0
PRIETO GARCIA Diange rf	1	0	0	0	0	0	0	0	0	0	0	0	0	0	0	0	0	0	0	0
CASTILLO DIEZ Ivan L ph	1	0	1	0	1	0	0	0	0	0	0	0	0	0	0	0	0	0	0	0
NOA HERRERA Ronney D pr	0	1	0	0	0	0	0	0	1	0	0	0	0	0	0	0	0	0	0	0
GIRON GUZMAN Yeison rf	0	0	0	0	0	0	0	0	0	0	0	0	0	0	0	0	0	1	0	0
PENTON ZAYAS Yeison ss	2	2	1	0	0	0	0	1	3	0	0	0	0	0	0	0	0	0	1	0
VERA MAC DONALL Marc rf/lb	0	1	0	0	0	0	0	2	1	0	0	0	0	0	0	0	0	2	0	0
RAMIREZ SOCORRO Yan pr/lb	1	1	1	1	0	0	0	0	2	0	0	0	0	0	0	0	0	2	0	0
OSEGUERA LEYVA Jorda 2b	2	0	1	2	0	0	0	0	1	1	0	0	0	0	0	0	0	2	1	0
ALVAREZ MEDINA Mauro ph/2b/p	1	0	1	0	0	0	0	0	0	0	0	0	0	0	0	0	0	0	0	0
GARCIA VERDECIA Xavi p	2	1	1	1	0	0	0	2	0	0	0	0	0	0	0	0	0	1	2	0
GOMEZ GONZALEZ Alex ph/p/2b	1	0	0	0	0	0	0	0	0	0	0	0	0	0	0	0	1	0	0	0
Totals	19	7	7	5	1	0	0	7	16	1	0	0	1	1	0	0	1	18	5	0

Germany	IP	H	R	ER	BB	SO	WP	HP	BK	IBB	SH	SF	2B	3B	HR	AB	BF	FO	GO	NP
SCHLOFFEL Luis Johan L,0-1	2.1	2	3	3	4	1	1	0	0	0	0	0	0	0	0	9	13	2	4	53
YANG Noah	2.0	3	4	4	3	0	0	0	0	0	0	1	1	0	0	7	11	5	0	44
ROUSSEAU Jonah	0.2	2	0	0	0	0	0	0	0	0	0	0	0	0	0	3	3	0	1	8

Cuba	IP	H	R	ER	BB	SO	WP	HP	BK	IBB	SH	SF	2B	3B	HR	AB	BF	FO	GO	NP
GARCIA VERDECIA Xavi W,1-0	5.0	1	0	0	2	4	0	1	0	0	1	0	0	0	0	14	18	5	5	68
GOMEZ GONZALEZ Alex	0.2	1	1	1	1	2	0	1	1	0	0	0	0	0	0	3	5	0	0	18
ALVAREZ MEDINA Mauro	0.1	0	0	0	0	0	0	0	0	0	0	0	0	0	0	1	1	1	0	7

Umpires: HP-Jung Cheng Huang (TPE), 1B-Harry Allan DUFFY (RSA),  
 2B-Keita TSUCHIYA (JPN), 3B-Josh Matavesi (AUS)  
 Scorers: Wayne HORNG (TPE), Emily JOU (TPE), Connie Stoyakovich (AUS)  
 TC: Nicky TO (HKG), Leo Agus CAHYONO (INA)  
 Start: 10:30 Time: 1:47 Attendance: 0 Weather: Cloudy, 28°C

# GAME SUMMARY - RESULTADO DEL JUEGO 29



## MEXICO – CHINESE TAIPEI



Jul 29, 2025 at Tainan (TPE) (ASPAC Youth)

Mexico.....230 000 - 5 8 1  
 Chinese Taipei.....050 001 - 6 4 1

### Mexico 5

PLAYER	AB	R	H	BI	2B	3B	HR	BB	SB	CS	HP	SH	SF	SO	IBB	KL	GDP	PO	A	E
FELIX LOPEZ Emiliano cf	4	1	1	1	1	0	0	0	0	0	0	0	0	1	0	1	0	1	0	0
ESCALERA RODRIGUEZ D 1b	3	2	2	0	0	0	0	0	0	0	0	0	0	0	0	0	0	7	0	0
SILVA GARCIA Arturo 1b	0	0	0	0	0	0	0	0	0	0	0	0	0	0	0	0	0	2	0	0
GAXIOLA HIRALES Gast c	3	0	2	1	1	0	0	0	0	0	0	0	0	0	0	0	0	4	0	0
MIRANDA CUE Eduardo 3b	2	1	0	1	0	0	0	1	0	0	0	0	0	1	0	0	0	0	0	1
PEREZ RUIZ Emiliano ss	3	0	1	2	1	0	0	0	0	0	0	0	1	0	0	0	0	0	4	0
CALVILLO Iker Dario lf	2	0	1	0	1	0	0	1	0	0	0	0	0	0	0	0	0	1	0	0
ARMENTA MONCAYO Jose 2b	3	0	0	0	0	0	0	0	0	0	0	0	0	0	0	0	0	1	4	0
GONZALEZ JIMENEZ Uri rf/p	3	1	1	0	0	0	0	0	0	0	0	0	0	2	0	0	0	1	0	0
LOPEZ ROMERO Lucca I p	0	0	0	0	0	0	0	0	0	0	1	0	0	0	0	0	0	0	0	0
GARCIA CORDOVA Diego p	0	0	0	0	0	0	0	0	0	0	0	0	0	0	0	0	0	0	0	0
MIRANDA RAMIREZ Javi p	0	0	0	0	0	0	0	0	0	0	0	0	0	0	0	0	0	0	0	0
BARENO GONZALEZ Brya p	2	0	0	0	0	0	0	0	0	0	0	0	0	0	0	0	0	0	0	0
GALVEZ GONZALEZ Eric rf	0	0	0	0	0	0	0	0	0	0	0	0	0	0	0	0	0	0	0	0
Totals	25	5	8	5	4	0	0	2	0	0	0	1	0	5	0	1	0	17	8	1

### Chinese Taipei 6

PLAYER	AB	R	H	BI	2B	3B	HR	BB	SB	CS	HP	SH	SF	SO	IBB	KL	GDP	PO	A	E
HU Cheng-en cf	2	0	0	0	0	0	0	2	0	0	0	0	0	2	1	1	0	1	0	0
LI Cyuan-en c	1	1	0	0	0	0	0	2	0	0	1	0	0	0	0	0	0	5	2	0
CHEN Qi-sheng 3b	3	0	1	3	1	0	0	0	0	0	1	0	0	0	0	0	0	0	0	0
GU Meng-jie lf	2	0	0	0	0	0	0	1	0	0	0	0	0	0	0	0	0	0	1	0
LI Bing-rong rf	1	1	0	1	0	0	0	2	0	0	0	0	0	0	0	0	0	2	0	0
HSIEH Cheng-chun ss	3	1	1	0	0	0	0	0	0	0	0	0	0	0	0	0	0	0	5	1
WU Shang-cheng 1b	3	1	2	0	0	0	0	0	0	0	0	0	0	0	0	0	0	9	0	0
LIN Shu-yan 2b	2	1	0	1	0	0	0	1	0	0	0	0	0	0	0	0	0	1	2	0
LEE Yun-ruen p	0	0	0	0	0	0	0	0	0	0	0	0	0	0	0	0	0	0	0	0
ZHONG Ding-xu p	3	0	0	0	0	0	0	0	0	0	0	0	0	1	0	0	1	0	0	0
LIN Kai-chen pr	0	1	0	0	0	0	0	1	0	0	0	0	0	0	0	0	0	0	0	0
Totals	20	6	4	5	1	0	0	8	1	0	2	0	0	3	1	1	1	18	10	1

Mexico	IP	H	R	ER	BB	SO	WP	HP	BK	IBB	SH	SF	2B	3B	HR	AB	BF	FO	GO	NP
LOPEZ ROMERO Lucca I	1.0	1	2	2	3	0	1	0	1	0	0	0	0	0	0	3	6	1	1	26
GARCIA CORDOVA Diego	0.2	1	3	3	2	2	1	0	0	0	0	0	0	0	0	3	5	0	0	21
MIRANDA RAMIREZ Javi	0.0	1	0	0	1	0	0	0	0	0	0	0	1	0	0	1	2	0	0	8
BARENO GONZALEZ Brya L,0-1	4.0	1	1	0	2	1	0	0	0	1	0	0	0	0	0	13	15	4	6	71
GONZALEZ JIMENEZ Uri	0.0	0	0	0	0	0	1	2	0	0	0	0	0	0	0	0	2	0	0	6

Chinese Taipei	IP	H	R	ER	BB	SO	WP	HP	BK	IBB	SH	SF	2B	3B	HR	AB	BF	FO	GO	NP
LEE Yun-ruen	1.1	6	5	5	2	0	1	0	0	0	1	0	3	0	0	9	12	0	4	41
ZHONG Ding-xu W,1-0	4.2	2	0	0	0	5	0	0	0	0	0	0	1	0	0	16	16	3	5	59

Umpires: HP-Seok-Min HWANG (KOR), 1B-Eric Bosquez Rodriguez (PAN),  
 2B-Keita TSUCHIYA (JPN), 3B-Yuri MACCHIAVELLI (ITA)  
 Scorers: Cindy CHAN (HKG), Hong-Yu ZHANG (TPE), Siu Chun MOK (HKG)  
 TC: Jonathan MA (HKG), Yutaka SHIBATA (JPN)  
 Start: 16:45 Time: 2:24 Attendance: 0 Weather: Cloudy, 28°C

# GAME SUMMARY - RESULTADO DEL JUEGO 30



## PANAMA – KOREA



Jul 29, 2025 at Tainan (TPE) (ASPAC B)

Panama.....200 000 - 2 6 2  
 Korea.....300 01(X) - 4 2 3

### Panama 2

PLAYER	AB	R	H	BI	2B	3B	HR	BB	SB	CS	HP	SH	SF	SO	IBB	KL	GDP	PO	A	E
MONTILLA MIRANDA Max ss	4	1	2	0	0	0	0	0	0	0	0	0	0	0	0	0	0	0	1	0
COUSINS PINZON Josep lb	3	0	0	0	0	0	0	0	0	0	0	0	0	0	0	0	0	5	0	1
CONCEPCION VELASQUEZ cf	3	1	1	0	0	0	0	0	0	0	0	0	0	0	0	0	0	5	0	1
CAMPOS YANEZ David Y c	3	0	2	2	1	0	0	0	1	0	0	0	0	0	0	0	0	2	1	0
RICHARDS RIVERA Orla rf	2	0	0	0	0	0	0	0	0	0	0	0	0	2	0	1	0	0	0	0
RIOS SOTILLO Aymar Y 3b/p	1	0	0	0	0	0	0	0	0	0	0	0	0	0	0	0	0	1	1	0
MARTINEZ DE LEON Fer 3b/rf/3b	2	0	0	0	0	0	0	1	0	0	0	0	0	1	0	1	0	1	0	0
CABALLERO CASTILLO C lf	3	0	1	0	0	0	0	0	0	0	0	0	0	0	0	0	0	1	0	0
MARSHALL SAUCEDO Ty 2b	3	0	0	0	0	0	0	0	0	0	0	0	0	2	0	2	0	0	0	0
GONZALEZ GODOY Danie p	0	0	0	0	0	0	0	0	0	0	0	0	0	0	0	0	0	0	0	0
GRAJALES SALINAS Kha p	2	0	0	0	0	0	0	0	0	0	0	0	0	2	0	0	0	0	0	0
ZAPATA HERNANDEZ Ped rf	1	0	0	0	0	0	0	0	0	0	0	0	0	0	0	0	0	0	0	0
Totals	27	2	6	2	1	0	0	1	1	0	0	0	0	7	0	4	0	15	3	2

### Korea 4

PLAYER	AB	R	H	BI	2B	3B	HR	BB	SB	CS	HP	SH	SF	SO	IBB	KL	GDP	PO	A	E
LEE Jeongwoo cf/rf	2	1	0	0	0	0	0	0	2	0	1	0	0	1	0	0	0	2	0	0
LEE Jeongwoo 3b/2b/3b	2	0	0	0	0	0	0	0	0	0	0	0	0	0	0	0	0	1	0	0
LEE Jaeseung ph/lb	0	0	0	0	0	0	0	1	0	0	0	0	0	0	1	0	0	1	0	0
HONG Sunghyun p	0	1	0	0	0	0	1	0	0	0	0	0	0	0	0	0	0	0	0	0
CHOI Yunjae p	1	0	0	0	0	0	0	0	0	0	0	0	0	1	0	0	0	0	0	0
SEO Jeongan p	0	0	0	1	0	0	0	0	0	0	0	0	1	0	0	0	0	0	0	0
KIM Dohwan lb	2	0	0	0	0	0	0	0	0	0	0	0	0	0	0	0	0	3	0	0
KWON Yunseo lb/3b	1	0	0	0	0	0	0	0	0	0	0	0	0	0	0	0	0	2	1	1
KANG Giung ss	2	1	1	1	0	0	0	0	0	0	0	0	0	0	0	0	0	0	1	0
KIM Jaeyun c	2	0	1	1	0	0	0	0	0	0	0	0	0	0	0	0	0	7	0	0
KIM Dohong rf	2	0	0	0	0	0	0	0	0	0	0	0	0	0	0	0	0	1	0	0
PARK Jihwan cf	0	0	0	0	0	0	0	0	0	0	0	0	0	0	0	0	0	0	0	0
KIM Doyoon 2b	1	0	0	0	0	0	0	0	0	0	0	0	0	0	0	0	0	0	1	0
YANG Leo 3b/2b	0	1	0	0	0	0	0	0	1	0	1	0	0	0	0	0	0	1	0	2
YOO Seojun lf	1	0	0	0	0	0	0	0	0	0	0	0	0	1	0	1	0	0	0	0
HWANG Jaewon lf	1	0	0	0	0	0	0	0	0	0	0	0	0	0	0	0	0	0	0	0
Totals	17	4	2	3	0	0	2	3	0	2	0	1	3	1	1	0	0	18	3	3

Panama	IP	H	R	ER	BB	SO	WP	HP	BK	IBB	SH	SF	2B	3B	HR	AB	BF	FO	GO	NP
GONZALEZ GODOY Danie L,0-1	0.2	2	3	2	1	0	1	1	0	0	0	0	0	0	0	4	6	1	1	26
GRAJALES SALINAS Kha	4.0	0	1	0	1	3	0	1	0	1	0	1	0	0	0	12	15	7	2	43
RIOS SOTILLO Aymar Y	0.1	0	0	0	0	0	0	0	0	0	0	0	0	0	0	1	1	0	1	1

Korea	IP	H	R	ER	BB	SO	WP	HP	BK	IBB	SH	SF	2B	3B	HR	AB	BF	FO	GO	NP
HONG Sunghyun	1.0	3	2	2	0	1	0	0	1	0	0	0	1	0	0	6	6	1	1	18
CHOI Yunjae W,1-0	2.0	2	0	0	1	2	0	0	0	0	0	0	0	0	0	9	10	2	2	35
SEO Jeongan SV,1	3.0	1	0	0	0	4	1	0	1	0	0	0	0	0	0	12	12	4	1	38

Umpires: HP-Benjamin Nash (AUS), 1B-Rafael RAMIREZ CABRERA (MEX),  
 2B-Chao-Chieh CHEN (TPE), 3B-WEN LUNG TSAO (TPE)





Scorers: Connie Stoyakovich (AUS), Yun-Ting SU (TPE), Wayne HORNG (TPE)


TC: Roger TSAI (TPE), Jose Augusto SANCHEZ PEREZ (MEX)

Start: 16:30 Time: 1:29 Attendance: 0 Weather: Cloudy, 28°C

# SUPER ROUND, PLACEMENT ROUND AND FINALS SUPER RONDA, RONDA DE CLASIFICACIÓN Y FINALES

## STANDINGS – POSICIÓN DE EQUIPOS

SUPER ROUND – SÚPER RONDA						
RK	TEAM – EQUIPO	GP	W	L	AVG	GB
1	 USA	5	4	1	<b>.800</b>	-
2	 JAPAN	5	3	2	<b>.600</b>	1.0
3	 CHINESE TAIPEI	5	3	2	<b>.600</b>	1.0
4	 KOREA	5	3	2	<b>.600</b>	1.0
5	 DOMINICAN REPUBLIC	5	1	4	<b>.200</b>	3.0
6	 MEXICO	5	1	4	<b>.200</b>	3.0













PLACEMENT ROUND – RONDA DE CLASIFICACIÓN						
RK	TEAM – EQUIPO	GP	W	L	AVG	GB
1	 CUBA	5	5	0	<b>1.000</b>	-
2	 PANAMA	4	3	1	<b>.750</b>	1.5
3	 AUSTRALIA	4	2	2	<b>.500</b>	2.0
4	 CZECHIA	5	2	3	<b>.400</b>	2.5
5	 GERMANY	4	1	3	<b>.250</b>	3.5
6	 SOUTH AFRICA	4	0	4	<b>.000</b>	4.5

The Teams are placed according the Tournament Regulations for the WBSC.

Los equipos son ordenados en atención a los Reglamentos Oficiales de la WBSC.

# SUPER ROUND, PLACEMENT ROUND AND FINALS SUPER RONDA, RONDA DE CLASIFICACIÓN Y FINALES

## SCHEDULE AND RESULTS – CALENDARIO Y RESULTADOS

SUPER ROUND SUPER RONDA	PLACEMENT ROUND RONDA DE CLASIFICACIÓN
 DOMINICAN REPUBLIC	 AUSTRALIA
 JAPAN	 CUBA
 KOREA	 CZECHIA
 MEXICO	 GERMANY
 CHINESE TAIPEI	 PANAMA
 USA	 SOUTH AFRICA

### THURSDAY JULY 31, 2025 – JUEVES 31 DE JULIO DE 2025

#	Hour Hora	Stadium Campo	Group Grupo	Visitor Team Equipo Visitante	Home Team Equipo Local	Score	Inn
31	10:30	ASPAC Youth Tainan City	SR	 USA	 MEXICO	7-1	
33	14:30	ASPAC Youth Tainan City	SR	 KOREA	 JAPAN	0-4	
35	18:30	ASPAC Youth Tainan City	SR	 CHINESE TAIPEI	 DOMINICAN REPUBLIC	9-4	
32	10:30	ASPAC B Tainan City	PR	 SOUTH AFRICA	 GERMANY	3-6	
34	14:30	ASPAC B Tainan City	PR	 AUSTRALIA	 CZECHIA	11-2	
36	18:30	ASPAC B Tainan City	PR	 PANAMA	 CUBA	2-8	

Local time in Chinese Taipei (GMT +8) / Hora local en Chinese Taipei (GMT +8)

# SUPER ROUND, PLACEMENT ROUND AND FINALS SUPER RONDA, RONDA DE CLASIFICACIÓN Y FINALES

## SCHEDULE AND RESULTS – CALENDARIO Y RESULTADOS

### FRIDAY AUGUST 1, 2025 – VIERNES 1 DE AGOSTO DE 2025

#	Hour Hora	Stadium Campo	Group Grupo	Visitor Team Equipo Visitante	Home Team Equipo Local	Score	Inn
39	14:30	ASPAC Youth Tainan City	SR	DOMINICAN REPUBLIC	JAPAN	6-10	
41	18:30	ASPAC Youth Tainan City	SR	CHINESE TAIPEI	USA	5-6	
42	18:30	ASPAC B Tainan City	SR	MEXICO	KOREA	1-9	
37	10:30	ASPAC Youth Tainan City	PR	GERMANY	PANAMA		
38	10:30	ASPAC B Tainan City	PR	SOUTH AFRICA	AUSTRALIA		
40	14:30	ASPAC B Tainan City	PR	CZECHIA	CUBA	0-8	

### SATURDAY AUGUST 2, 2025 – SÁBADO 2 DE AGOSTO DE 2025

#	Hour Hora	Stadium Campo	Group Grupo	Visitor Team Equipo Visitante	Home Team Equipo Local	Score	Inn
45	14:30	ASPAC Youth Tainan City	SR	USA	JAPAN	8-0	
46	14:30	ASPAC B Tainan City	SR	DOMINICAN REPUBLIC	MEXICO		
47	18:30	ASPAC Youth Tainan City	SR	CHINESE TAIPEI	KOREA	11-5	9
43	10:30	ASPAC Youth Tainan City	PR	GERMANY	CZECHIA		
44	10:30	ASPAC B Tainan City	PR	SOUTH AFRICA	CUBA		
48	18:30	ASPAC B Tainan City	PR	AUSTRALIA	PANAMA		

### SUNDAY AUGUST 3, 2025 – DOMINGO 3 DE AGOSTO DE 2025

#	Hour Hora	Stadium Campo	Group Grupo	Visitor Team Equipo Visitante	Home Team Equipo Local	Score	Inn
49	10:00	ASPAC Youth Tainan City	BRONZE 	KOREA	CHINESE TAIPEI	2-0	
50	10:00	ASPAC B Tainan City	GOLD 	JAPAN	USA	1-7	

Local time in Chinese Taipei (GMT +8) / Hora local en Chinese Taipei (GMT +8)

# SUPER ROUND, PLACEMENT ROUND AND FINALS SUPER RONDA, RONDA DE CLASIFICACIÓN Y FINALES

## SCHEDULE AND RESULTS – CALENDARIO Y RESULTADOS

### SUNDAY AUGUST 3, 2025 – DOMINGO 3 DE AGOSTO DE 2025

#	Hour <i>Hora</i>	Stadium <i>Campo</i>	Group <i>Grupo</i>	Visitor Team <i>Equipo Visitante</i>	Home Team <i>Equipo Local</i>	Score	Inn
46	15:00	ASPAC Youth Tainan City	SR	 DOMINICAN REPUBLIC	 MEXICO	9-4	
43	12:30	ASPAC B Tainan City	PR	 GERMANY	 CZECHIA	2-12	5
48	12:30	ASPAC Youth Tainan City	PR	 AUSTRALIA	 PANAMA	3-13	5
44	15:00	ASPAC B Tainan City	PR	 SOUTH AFRICA	 CUBA	0-20	4

# GAME SUMMARY - RESULTADO DEL JUEGO 31

## (SUPER ROUND – SUPER RONDA)



# USA – MEXICO



Jul 31, 2025 at Tainan (TPE) (ASPAC Youth)

```

-----
United States of America.002 032 - 7 5 0
Mexico.....100 000 - 1 3 1
-----
    
```

### United States of America 7

PLAYER	AB	R	H	BI	2B	3B	HR	BB	SB	CS	HP	SH	SF	SO	IBB	KL	GDP	PO	A	E
HATCH Nolan Michael 2b	3	2	1	0	0	0	0	1	1	0	0	0	0	1	0	0	0	2	1	0
CHIKODROFF Christoph rf	3	1	0	1	0	0	0	1	0	0	0	0	0	1	0	1	0	1	0	0
SAPP Kai Alexander cf	0	0	0	0	0	0	0	0	0	0	0	0	0	0	0	0	0	0	0	0
VALADEZ Kristian Uri 3b	1	1	1	3	0	0	1	2	0	0	0	0	0	0	0	0	0	2	2	0
ELLIOTT JR Antonio L lf/rf	2	0	0	0	0	0	0	0	0	0	0	1	0	1	0	0	0	1	0	0
SUNDBY Hunter Matthe c	3	0	0	0	0	0	0	0	0	0	0	0	0	0	0	0	0	6	0	0
SPRAY Jaxon Baker lb	3	1	1	0	0	0	0	0	0	0	0	0	0	0	0	0	0	5	0	0
MOUNT Duncan Cooper cf/lf	3	0	0	0	0	0	0	0	0	0	0	0	0	1	0	0	0	1	0	0
MCGEE Russell Marcho ss	2	2	1	0	0	0	0	0	1	0	1	0	0	0	0	0	0	0	3	0
SCHELL Barret Warren p	1	0	0	0	0	0	0	0	0	0	0	0	0	0	0	0	0	0	1	0
BLISS Brock Easton p	1	0	0	0	0	0	0	0	0	0	0	0	0	1	0	1	0	0	0	0
CARSON Jack Henry ph	1	0	1	2	1	0	0	0	0	0	0	0	0	0	0	0	0	0	0	0
ROMEJKO Davis Nile p	0	0	0	0	0	0	0	0	0	0	0	0	0	0	0	0	0	0	0	0
Totals	23	7	5	6	1	0	1	4	2	0	1	1	0	5	0	2	0	18	7	0

### Mexico 1

PLAYER	AB	R	H	BI	2B	3B	HR	BB	SB	CS	HP	SH	SF	SO	IBB	KL	GDP	PO	A	E
FELIX LOPEZ Emiliano cf	3	0	0	0	0	0	0	0	0	0	0	0	0	0	0	0	0	2	0	0
ESCALERA RODRIGUEZ D lb	2	0	1	0	1	0	0	0	0	0	1	0	0	0	0	0	0	5	0	0
MIRANDA RAMIREZ Javi pr	0	0	0	0	0	0	0	0	0	0	0	0	0	0	0	0	0	0	0	0
GAXIOLA HIRALES Gast c	3	1	2	1	0	0	1	0	0	0	0	0	0	0	0	0	0	5	0	0
MIRANDA CUE Eduardo 3b	3	0	0	0	0	0	0	0	0	0	0	0	0	2	0	1	0	1	0	1
MURILLO MENDOZA Rene pr	0	0	0	0	0	0	0	0	0	0	0	0	0	0	0	0	0	0	0	0
PEREZ RUIZ Emiliano ss	3	0	0	0	0	0	0	0	0	0	0	0	0	1	0	1	0	2	0	0
CALVILLO Iker Dario lf	1	0	0	0	0	0	0	0	0	0	1	0	0	0	0	0	0	1	0	0
ARMENTA MONCAYO Jose 2b	1	0	0	0	0	0	0	1	0	0	0	0	0	1	0	0	0	1	0	0
GARCIA CORDOVA Diego p	1	0	0	0	0	0	0	0	0	0	0	0	0	0	0	0	0	0	2	0
ROMANO CRUZ Jose Ang p	1	0	0	0	0	0	0	0	0	0	0	0	0	0	0	0	0	0	0	0
SILVA GARCIA Arturo rf	0	0	0	0	0	0	0	0	0	0	0	0	0	0	0	0	0	0	0	0
GALVEZ GONZALEZ Eric rf	1	0	0	0	0	0	0	0	0	0	0	0	0	1	0	0	0	1	0	0
BARENO GONZALEZ Brya ph	1	0	0	0	0	0	0	0	0	0	0	0	0	0	0	0	1	0	0	0
GONZALEZ JIMENEZ Uri rf/p	0	0	0	0	0	0	0	0	0	0	0	0	0	0	0	0	0	0	0	0
Totals	20	1	3	1	1	0	1	1	0	0	2	0	0	5	0	2	1	18	2	1

United States of America	IP	H	R	ER	BB	SO	WP	HP	BK	IBB	SH	SF	2B	3B	HR	AB	BF	FO	GO	NP
SCHELL Barret Warren	3.0	2	1	1	0	3	1	1	0	0	0	0	1	0	1	11	12	3	3	49
BLISS Brock Easton W,2-1	2.0	0	0	0	1	1	0	0	0	0	0	0	0	0	0	5	6	2	2	23
ROMEJKO Davis Nile	1.0	1	0	0	0	1	0	1	0	0	0	0	0	0	0	4	5	0	2	14

Mexico	IP	H	R	ER	BB	SO	WP	HP	BK	IBB	SH	SF	2B	3B	HR	AB	BF	FO	GO	NP
GARCIA CORDOVA Diego L,0-1	4.1	2	4	4	4	4	0	0	0	0	1	0	0	0	0	15	20	6	4	66
ROMANO CRUZ Jose Ang	1.0	2	3	3	0	1	0	1	1	0	0	0	0	0	1	5	6	2	0	20
GONZALEZ JIMENEZ Uri	0.2	1	0	0	0	0	1	0	0	0	0	0	1	0	0	3	3	2	0	11

Umpires: HP-Benjamin Nash (AUS), 1B-Josh Matavesi (AUS),  
 2B-Eric Bosquez Rodríguez (PAN), 3B-Jung Cheng Huang (TPE)  
 Scorers: Wayne HORNG (TPE), SHIH-CHUNG YUAN (TPE), Connie Stoyakovich (AUS)  
 TC: Roger TSAI (TPE), Yutaka SHIBATA (JPN)  
 Start: 10:30 Time: 1:50 Attendance: 200 Weather: Cloudy, 29°C

## GAME SUMMARY - RESULTADO DEL JUEGO 32

### (PLACEMENT ROUND – RONDA DE CLASIFICACIÓN)



# SOUTH AFRICA – GERMANY



Jul 31, 2025 at Tainan (TPE) (ASPAC B)

```

-----
South Africa.....000 003    - 3  2  6
Germany.....300 21(X)    - 6  5  2
-----
    
```

#### South Africa 3

PLAYER	AB	R	H	BI	2B	3B	HR	BB	SB	CS	HP	SH	SF	SO	IBB	KL	GDP	PO	A	E
LONG Jarred Stephen cf	1	1	0	0	0	0	0	1	0	1	1	0	0	0	0	0	0	2	0	0
DE LANGE Luke Herlo 1b	3	1	1	0	0	0	0	0	0	0	0	0	0	1	0	0	0	6	0	0
AMOS Kaleb Riley ss	3	0	0	1	0	0	0	0	0	0	0	0	0	1	0	1	0	2	0	1
SAGE Mason Cooper p	1	0	0	0	0	0	0	0	0	0	0	0	0	0	0	0	0	0	1	2
BRANDERS Troy Justin p	2	0	1	0	0	0	0	0	0	0	0	0	0	0	0	0	0	0	0	1
MPHAHLELE Rebone Bra 2b	2	0	0	0	0	0	0	0	0	0	0	0	0	1	0	0	0	1	2	0
ADAMS Quiwinn Mackhy rf	2	0	0	0	0	0	0	0	0	0	0	0	0	1	0	0	0	0	0	0
SAWYER Blaine Vernon 3b	2	0	0	0	0	0	0	0	0	0	0	0	0	0	0	0	0	1	2	1
MPHAHLELE Mosa Samue lf	2	0	0	0	0	0	0	0	0	0	0	0	0	0	0	0	0	1	0	1
HAINS Seth Matthew c	1	1	0	0	0	0	0	1	0	0	0	0	0	0	0	0	0	2	0	0
Totals	19	3	2	1	0	0	0	2	0	1	1	0	0	4	0	1	0	15	5	6

#### Germany 6

PLAYER	AB	R	H	BI	2B	3B	HR	BB	SB	CS	HP	SH	SF	SO	IBB	KL	GDP	PO	A	E
KANEKO Felix Corneli p/rf	3	1	1	0	0	0	0	0	1	0	0	0	0	0	0	0	0	1	2	1
ROUSSEAU Jonah cf	3	2	2	0	0	0	0	0	1	0	0	0	0	0	0	0	0	0	0	0
SCHUMACHER MilosS 2b	2	1	1	1	0	0	0	0	1	0	0	0	0	0	0	0	0	0	1	0
STROBEL Tim ph/2b	1	0	0	1	0	0	0	0	0	0	0	0	0	0	0	0	0	0	0	0
BRAUCH Mona 1b/p	3	0	0	0	0	0	0	0	0	0	0	0	0	0	0	0	0	9	2	0
PENKE Thore c	2	0	0	1	0	0	0	0	0	0	0	0	0	0	0	0	0	3	1	0
HOLZHEY Moritz Steff ph	1	0	0	0	0	0	0	0	0	0	0	0	0	1	0	0	0	0	0	0
SLATON Dexter c	0	0	0	0	0	0	0	0	0	0	0	0	0	0	0	0	0	0	0	0
KRISCHOK Artin Joel ss	2	1	1	0	0	0	0	0	0	0	0	0	0	1	0	1	0	2	2	0
BUTT Jona rf/lf	2	0	0	0	0	0	0	0	0	0	0	0	0	0	0	0	0	0	0	0
KRUGER Tim Logan lf	2	1	0	0	0	0	0	0	0	0	0	0	0	0	0	0	0	0	0	0
HEDTLER Erik 1b	0	0	0	0	0	0	0	0	0	0	0	0	0	0	0	0	0	2	0	1
AWOKOU Azuma Daniel 3b	1	0	0	0	0	0	0	1	0	0	0	0	0	0	0	0	0	1	4	0
Totals	22	6	5	3	0	0	0	1	3	0	0	0	0	2	0	1	0	18	12	2

South Africa	IP	H	R	ER	BB	SO	WP	HP	BK	IBB	SH	SF	2B	3B	HR	AB	BF	FO	GO	NP
SAGE Mason Cooper L,0-1	3.2	4	5	2	1	1	1	0	0	0	0	0	0	0	0	17	18	6	4	60
BRANDERS Troy Justin	1.1	1	1	0	0	1	0	0	1	0	0	0	0	0	0	5	5	2	0	17

Germany	IP	H	R	ER	BB	SO	WP	HP	BK	IBB	SH	SF	2B	3B	HR	AB	BF	FO	GO	NP
KANEKO Felix Corneli W,1-1	5.1	2	3	2	2	4	0	1	0	0	0	0	0	0	0	17	20	3	8	72
BRAUCH Mona	0.2	0	0	0	0	0	1	0	0	0	0	0	0	0	0	2	2	0	2	6

Umpires: HP-Chuan-Mu CHENG (TPE), 1B-WEN LUNG TSAO (TPE),  
 2B-Keita TSUCHIYA (JPN), 3B-Seok-Min HWANG (KOR)  
 Scorers: Cindy CHAN (HKG), Emily JOU (TPE), Yun-Ting SU (TPE)  
 TC: Nicky TO (HKG), Chin-Tsai CHEN (TPE)  
 Start: 10:30 Time: 1:23 Attendance: 72 Weather: Cloudy, 28°C

# GAME SUMMARY - RESULTADO DEL JUEGO 33

(SUPER ROUND – SUPER RONDA)



## KOREA – JAPAN



Jul 31, 2025 at Tainan (TPE) (ASPAC Youth)

-----  
 Korea.....000 000 - 0 1 0  
 Japan.....010 03(X) - 4 3 2  
 -----

### Korea 0

PLAYER	AB	R	H	BI	2B	3B	HR	BB	SB	CS	HP	SH	SF	SO	IBB	KL	GDP	PO	A	E
HA Jeongwoo 2b	3	0	1	0	0	0	0	0	1	0	0	0	0	1	0	1	0	0	3	0
KANG Giung 3b	3	0	0	0	0	0	0	0	0	0	0	0	0	0	0	0	0	0	0	0
SEO Jeongan rf	3	0	0	0	0	0	0	0	0	0	0	0	0	0	0	0	0	1	0	0
KIM Jaeyun c	2	0	0	0	0	0	0	0	0	0	0	0	0	0	0	0	0	3	0	0
YANG Leo ss	2	0	0	0	0	0	0	0	0	0	0	0	0	0	0	0	0	1	2	0
HONG Sunghyun 1b	2	0	0	0	0	0	0	0	0	0	0	0	0	0	0	0	0	6	1	0
HWANG Jaewon lf/cf/lf	2	0	0	0	0	0	0	0	0	0	0	0	0	0	0	0	0	1	0	0
LEE Jeongwoo p/lf	1	0	0	0	0	0	0	0	0	0	0	0	0	1	0	1	0	1	0	0
KIM Dohong p	1	0	0	0	0	0	0	0	0	0	0	0	0	1	0	0	0	0	0	0
KIM Dohwan p	0	0	0	0	0	0	0	0	0	0	0	0	0	0	0	0	0	0	1	0
PARK Jihwan cf/p/cf	2	0	0	0	0	0	0	0	0	0	0	0	0	0	0	0	0	2	0	0
Totals	21	0	1	0	0	0	0	0	1	0	0	0	0	3	0	2	0	15	7	0

### Japan 4

PLAYER	AB	R	H	BI	2B	3B	HR	BB	SB	CS	HP	SH	SF	SO	IBB	KL	GDP	PO	A	E
TOYAMA Taiki cf	3	1	1	0	0	0	0	0	0	0	0	0	0	1	0	0	0	0	0	0
OGAWA TYLER lf	2	0	0	0	0	0	0	1	0	0	0	0	0	1	0	0	0	0	0	0
SHIMIZU Ryota pr/lf	0	1	0	0	0	0	0	0	0	0	0	0	0	0	0	0	0	0	0	0
HASHIMOTO Shotaro p	2	1	0	0	0	0	0	1	0	0	0	0	0	0	0	0	0	0	1	0
YOSHIZUKA Shinnosuke 1b	3	0	0	1	0	0	0	0	0	0	0	0	0	0	0	0	0	11	0	0
IBARAKI Yunosuke 2b	2	0	1	1	0	0	0	0	0	0	0	0	1	1	0	0	0	2	5	0
OHARA Sojiro rf	1	1	1	1	1	0	0	2	1	0	0	0	0	0	0	0	0	1	0	0
TERADA Daichi 3b	1	0	0	0	0	0	0	2	0	0	0	0	0	0	0	0	0	0	2	1
KAWAZU Yugo c	1	0	0	0	0	0	0	1	0	0	0	0	0	0	0	0	0	3	0	0
KOH Daiki ss	1	0	0	1	0	0	0	1	0	0	0	0	0	0	0	0	1	1	2	1
Totals	16	4	3	4	1	0	0	8	1	0	0	0	1	3	0	0	1	18	10	2

Korea	IP	H	R	ER	BB	SO	WP	HP	BK	IBB	SH	SF	2B	3B	HR	AB	BF	FO	GO	NP
LEE Jeongwoo L,0-1	1.2	0	1	1	4	3	0	0	0	0	0	0	0	0	0	5	9	1	1	43
PARK Jihwan	1.1	1	0	0	2	0	0	0	0	0	0	0	0	0	0	5	7	1	3	35
KIM Dohong	1.0	1	2	2	1	0	0	0	0	0	0	0	0	0	0	3	4	1	1	20
KIM Dohwan	1.0	1	1	1	1	0	0	0	0	0	0	1	1	0	0	3	5	1	2	16

Japan	IP	H	R	ER	BB	SO	WP	HP	BK	IBB	SH	SF	2B	3B	HR	AB	BF	FO	GO	NP
HASHIMOTO Shotaro W,2-0	6.0	1	0	0	0	3	1	0	0	0	0	0	0	0	0	21	21	5	10	72

Umpires: HP-Yuri MACCHIAVELLI (ITA), 1B-Benjamin Nash (AUS),  
 2B-Rafael RAMIREZ CABRERA (MEX), 3B-David de Jesus SOLIS PUENTE (MEX)  
 Scorers: Connie Stoyakovich (AUS), SHIH-CHUNG YUAN (TPE), Wayne HORNG (TPE)  
 TC: Leo Agus CAHYONO (INA), Chin-Tsai CHEN (TPE)  
 Start: 14:30 Time: 1:46 Attendance: 568 Weather: Cloudy, 31°C

# GAME SUMMARY - RESULTADO DEL JUEGO 34

## (PLACEMENT ROUND – RONDA DE CLASIFICACIÓN)



# AUSTRALIA – CZECHIA



Jul 31, 2025 at Tainan (TPE) (ASPAC B)

Australia.....000 155 - 11 15 2  
 Czechia.....010 100 - 2 3 3

### Australia 11

PLAYER	AB	R	H	BI	2B	3B	HR	BB	SB	CS	HP	SH	SF	SO	IBB	KL	GDP	PO	A	E
JOHNSON Izaac Anthon lf	2	1	0	0	0	0	0	1	0	0	0	1	0	1	0	0	0	1	0	0
TOYE Phillip Alan p/2b	4	3	3	1	0	0	0	0	0	0	0	0	0	0	0	0	0	1	3	0
BEVAN Reef Andrew c	4	1	2	2	1	0	0	0	0	1	0	0	0	2	0	1	0	7	0	0
KELLY Liam James rf	4	1	2	1	0	0	0	0	0	1	0	0	0	1	0	0	0	0	0	0
NINNIS Harvey Arman cf	4	1	3	1	0	0	0	0	0	0	0	0	0	0	0	0	0	2	0	0
BEEZLEY Benjamin 1b	3	1	1	3	0	0	0	1	1	0	0	0	0	0	0	0	0	5	0	0
CLARKE Jack Leslie 2b	1	0	0	0	0	0	0	0	0	0	0	0	0	0	0	0	0	1	0	1
MCCARTHY Billy Steph p/p	0	0	0	0	0	0	0	0	0	0	0	0	0	0	0	0	0	0	0	0
UNCLE Ethan John ph	1	0	1	1	0	0	0	0	0	0	0	0	0	0	0	0	0	0	0	0
COUGHLIN Ezekiel And ss	2	0	1	0	0	0	0	2	0	0	0	0	0	0	0	0	0	0	0	1
ASTILL Isaiah Thomas 3b	2	0	1	0	0	0	0	0	0	0	0	0	0	1	0	0	0	1	0	0
REID Xander Paul pr	1	1	0	0	0	0	0	0	0	0	0	0	0	0	0	0	0	0	0	0
WATERS Jaxon William 3b	1	0	0	0	0	0	0	0	0	0	0	0	0	1	0	1	0	0	0	0
TAYLOR Preston James ss/p	2	2	1	0	0	0	0	1	0	0	0	0	0	0	0	0	0	0	1	0
Totals	31	11	15	9	1	0	0	3	3	2	0	1	0	6	0	2	0	18	4	2

### Czechia 2

PLAYER	AB	R	H	BI	2B	3B	HR	BB	SB	CS	HP	SH	SF	SO	IBB	KL	GDP	PO	A	E
STSPANIK David cf	3	1	1	1	0	0	0	1	1	0	0	0	0	0	0	0	0	1	0	0
RAMBOUSEK Denis ss	3	0	0	0	0	0	0	0	0	0	0	0	0	1	0	0	0	3	0	3
WIEDNER Eduard c	2	0	1	1	0	0	0	1	1	0	0	0	0	0	0	0	0	6	3	0
RANDL Simon lf	2	0	0	0	0	0	0	0	0	0	0	0	0	0	0	0	0	0	0	0
KUBaT Jakub lf	1	0	0	0	0	0	0	0	0	0	0	0	0	0	0	0	0	0	0	0
PROCHAzKA Lev rf	1	1	0	0	0	0	0	2	0	0	0	0	0	1	0	0	0	1	1	0
SVOBODA Teodor 2b	2	0	1	0	0	0	0	1	1	0	0	0	0	0	0	0	0	1	0	0
BENDA David 3b	1	0	0	0	0	0	0	1	0	0	0	0	0	1	0	0	0	0	2	0
BARTULiK Jeronym 3b	1	0	0	0	0	0	0	0	0	0	0	0	0	0	0	0	0	0	0	0
SERVENKA Jan 1b	2	0	0	0	0	0	0	0	0	0	0	0	0	1	0	0	0	6	0	0
LUKSISEK Jan ph	1	0	0	0	0	0	0	0	0	0	0	0	0	0	0	0	0	0	0	0
SALABOVA Adriana p	1	0	0	0	0	0	0	1	0	0	0	0	0	1	0	0	0	0	2	0
TRETERA Martin p	0	0	0	0	0	0	0	0	0	0	0	0	0	0	0	0	0	0	1	0
SKRABAL Theodor ph	1	0	0	0	0	0	0	0	0	0	0	0	0	1	0	0	0	0	0	0
Totals	21	2	3	2	0	0	0	7	3	0	0	0	0	6	0	0	0	18	9	3

### Australia

	IP	H	R	ER	BB	SO	WP	HP	BK	IBB	SH	SF	2B	3B	HR	AB	BF	FO	GO	NP
TOYE Phillip Alan	2.2	1	1	1	6	3	0	0	1	0	0	0	0	0	0	9	15	4	1	72
MCCARTHY Billy Steph	0.1	0	0	0	1	0	0	0	0	0	0	0	0	0	0	1	2	1	0	9
TAYLOR Preston James W,1-0	3.0	2	1	1	0	3	0	0	1	0	0	0	0	0	0	11	11	3	3	35

### Czechia

	IP	H	R	ER	BB	SO	WP	HP	BK	IBB	SH	SF	2B	3B	HR	AB	BF	FO	GO	NP
SALABOVA Adriana L,0-2	4.0	8	5	5	2	3	0	0	0	0	0	0	0	0	0	18	20	3	3	76
TRETERA Martin	2.0	7	6	4	1	3	0	0	0	0	1	0	1	0	0	13	15	1	2	42

Umpires: HP-Jung Cheng Huang (TPE), 1B-Harry Allan DUFFY (RSA),  
 2B-Seok-Min HWANG (KOR), 3B-Eric Bosquez Rodriguez (PAN)  
 Scorers: Cindy CHAN (HKG), Yun-Ting SU (TPE), Emily JOU (TPE)  
 TC: Roger TSAI (TPE), Yutaka SHIBATA (JPN)  
 Start: 14:30 Time: 1:55 Attendance: 145 Weather: Cloudy, 30°C

# GAME SUMMARY - RESULTADO DEL JUEGO 35

## (SUPER ROUND – SUPER RONDA)



# CHINESE TAIPEI – DOMINICAN REPUBLIC



Jul 31, 2025 at Tainan (TPE) (ASPAC Youth)

-----  
 Chinese Taipei.....007 002 - 9 8 2  
 Dominican Republic.000 301 - 4 5 2  
 -----

### Chinese Taipei 9

PLAYER	AB	R	H	BI	2B	3B	HR	BB	SB	CS	HP	SH	SF	SO	IBB	KL	GDP	PO	A	E
HU Cheng-en cf	3	1	1	1	0	0	0	1	0	0	0	0	0	0	0	0	0	2	0	0
LI Cyuan-en c	4	0	2	2	1	0	0	0	0	0	0	0	0	0	0	0	0	6	1	0
CHEN Qi-sheng 3b	4	2	2	0	0	0	0	0	1	0	0	0	0	1	0	0	1	2	2	0
GU Meng-jie lf	0	0	0	0	0	0	0	0	0	0	1	0	0	0	0	0	0	0	0	0
HO Chun ph/lf	1	2	0	0	0	0	0	1	0	0	0	1	0	1	0	1	0	1	0	0
HSIEH Cheng-chun ss/p/ss	3	1	2	1	0	0	0	0	0	0	1	0	0	0	0	0	0	2	1	1
LI Bing-rong p/rf	2	1	0	1	0	0	0	1	1	0	0	0	0	2	0	0	0	1	0	0
ZHONG Ding-xu ph	1	0	0	0	0	0	0	0	0	0	0	0	0	0	0	0	0	0	0	0
CHUANG Ying-yi rf	0	0	0	0	0	0	0	0	0	0	0	0	0	0	0	0	0	0	0	0
WU Shang-cheng 1b	4	0	0	0	0	0	0	0	0	0	0	0	0	1	0	1	0	3	0	0
ZHANG Yun-en 2b	3	1	1	2	0	0	0	0	1	0	0	0	0	0	0	0	0	1	2	1
LIN Kai-chen rf/ss	0	1	0	0	0	0	0	2	1	0	0	0	0	0	0	0	0	0	0	0
HUANG Yu-qian p	1	0	0	0	0	0	0	0	0	0	0	0	0	0	0	0	0	0	0	0
Totals	26	9	8	7	1	0	0	5	4	0	2	1	0	5	0	2	1	18	6	2

### Dominican Republic 4

PLAYER	AB	R	H	BI	2B	3B	HR	BB	SB	CS	HP	SH	SF	SO	IBB	KL	GDP	PO	A	E
MERCEDES Elvin rf	3	1	0	1	0	0	0	1	0	0	0	0	0	1	0	1	0	1	0	0
PEREZ Dileccio c	4	0	1	0	1	0	0	0	0	0	0	0	0	2	0	1	0	4	0	2
ZAPATA Bryan 2b/p/2b/3b	4	0	2	2	1	0	0	0	0	0	0	0	0	1	0	0	0	3	1	0
PARRA Luis Manuel lf	3	0	0	0	0	0	0	1	0	0	0	0	0	1	0	0	0	0	0	0
ZAYAS Jadiel 1b	2	0	0	0	0	0	0	1	0	0	0	0	0	1	0	1	0	6	0	0
LUIS Daniel pr/1b	1	0	0	0	0	0	0	0	0	0	0	0	0	0	0	0	0	2	0	0
CLAUDIO Erick 3b/p	2	1	1	0	0	0	0	1	0	0	0	0	0	0	0	0	0	1	4	0
RODRIGUEZ Carlos cf	2	1	1	0	0	0	0	1	0	0	0	0	0	0	0	0	0	0	0	0
RODRIGUEZ Marvin ss/p/ss	2	0	0	1	0	0	0	1	0	0	0	0	0	1	0	0	0	0	0	0
YAN Johan p	1	0	0	0	0	0	0	0	0	0	0	0	0	0	0	0	0	0	0	0
DE LOS SANTOS Yeison 2b/ss/2b	1	1	0	0	0	0	0	1	0	0	0	0	0	0	0	0	0	1	1	0
Totals	25	4	5	4	2	0	0	7	0	0	0	0	0	7	0	3	0	18	6	2

Chinese Taipei	IP	H	R	ER	BB	SO	WP	HP	BK	IBB	SH	SF	2B	3B	HR	AB	BF	FO	GO	NP
LI Bing-rong	1.1	0	0	0	3	1	0	0	0	0	0	0	0	0	0	4	7	1	2	29
HSIEH Cheng-chun W,1-1	1.2	1	0	0	1	4	0	0	0	0	0	0	1	0	0	6	7	1	0	33
HUANG Yu-qian SV,1	3.0	4	4	1	3	2	1	0	0	0	0	0	1	0	0	15	18	4	4	53

Dominican Republic	IP	H	R	ER	BB	SO	WP	HP	BK	IBB	SH	SF	2B	3B	HR	AB	BF	FO	GO	NP
YAN Johan L,0-2	2.1	3	3	0	2	3	0	2	0	0	0	0	0	0	0	10	14	2	2	57
ZAPATA Bryan	0.1	1	4	4	3	0	0	0	0	0	0	0	0	0	0	2	5	1	0	19
RODRIGUEZ Marvin	2.1	2	0	0	0	2	0	0	1	0	0	0	1	0	0	9	9	3	2	40
CLAUDIO Erick	1.0	2	2	1	0	0	1	0	0	0	1	0	0	0	0	5	6	1	2	11

Umpires: HP-David de Jesus SOLIS PUENTE (MEX), 1B-Yuri MACCHIAVELLI (ITA),  
 2B-Josh Matavesi (AUS), 3B-Rafael RAMIREZ CABRERA (MEX)  
 Scorers: Stephanie WINKLER (GER), Connie Stoyakovich (AUS), Hong-Yu ZHANG (TPE)  
 TC: Jonathan MA (HKG), Jose Augusto SANCHEZ PEREZ (MEX)  
 Start: 20:31 Time: 2:11 Attendance: 1572 Weather: Cloudy, 28°C

# GAME SUMMARY - RESULTADO DEL JUEGO 36

## (PLACEMENT ROUND – RONDA DE CLASIFICACIÓN)



# PANAMA – CUBA



Jul 31, 2025 at Tainan (TPE) (ASPAC B)

Panama.....	000	200	-	2	5	0
Cuba.....	143	00(X)	-	8	7	1

### Panama 2

PLAYER	AB	R	H	BI	2B	3B	HR	BB	SB	CS	HP	SH	SF	SO	IBB	KL	GDP	PO	A	E
MONTILLA MIRANDA Max ss	3	0	0	0	0	0	0	0	0	0	0	0	0	0	0	0	0	0	1	0
CONCEPCION VELASQUEZ p/cf	3	0	2	0	0	0	0	0	0	0	0	0	0	0	0	0	0	0	0	0
CAMPOS YANEZ David Y c	2	0	0	0	0	0	0	0	0	0	1	0	0	1	0	0	0	5	0	0
COUSINS PINZON Josep 1b	2	1	0	0	0	0	0	1	0	0	0	0	0	0	0	0	1	7	0	0
CABALLERO CASTILLO C lf	2	0	0	0	0	0	0	0	0	0	0	0	0	2	0	1	0	2	0	0
RICHARDS RIVERA Orla ph	1	0	0	0	0	0	0	0	0	0	0	0	1	0	0	0	0	0	0	0
RIOS SOTILLO Aymar Y 3b/p/2b	2	1	1	0	0	0	0	0	0	0	1	0	0	0	0	0	0	0	2	0
MARTINEZ DE LEON Fer rf/3b	2	0	1	0	0	0	0	1	0	0	0	0	0	0	0	0	0	0	2	0
MARSHALL SAUCEDO Ty 2b	2	0	0	1	0	0	0	0	0	0	0	0	0	0	0	0	0	0	2	0
GONZALEZ GODOY Danie p	0	0	0	0	0	0	0	0	0	0	0	0	0	0	0	0	0	0	0	0
LEDEZMA SAMUDIO Gabr ph	1	0	0	0	0	0	0	0	0	0	0	0	0	0	0	0	0	0	0	0
ZAPATA HERNANDEZ Ped cf/rf	2	0	1	0	0	0	0	1	0	0	0	0	0	0	0	0	0	1	0	0
Totals	22	2	5	1	0	0	0	3	0	0	2	0	0	4	0	1	1	15	7	0

### Cuba 8

PLAYER	AB	R	H	BI	2B	3B	HR	BB	SB	CS	HP	SH	SF	SO	IBB	KL	GDP	PO	A	E
ZAMORA HERNANDEZ Den 3b	3	1	1	1	0	0	0	0	0	0	1	0	0	2	0	1	0	1	1	0
LLUCH DIAZ Maykol Ma cf	3	0	0	2	0	0	0	0	0	0	0	0	1	2	0	0	0	3	0	1
GARCIA SEGUNDO Sean rf/lf	3	2	2	2	0	0	1	0	1	0	0	0	0	0	0	0	0	1	0	0
TORRES DIAZ Yuceider c	3	0	2	1	0	0	0	0	0	0	0	0	0	0	0	0	0	5	0	0
CASTILLO DIEZ Ivan L lf	0	0	0	0	0	0	0	2	0	0	1	0	0	0	0	0	0	0	0	0
ZAMORA SAFONT Yuniel pr	0	0	0	0	0	0	0	0	0	0	0	0	0	0	0	0	0	0	0	0
GIRON GUZMAN Yeison rf	0	0	0	0	0	0	0	0	0	0	0	0	0	0	0	0	0	0	0	0
PENTON ZAYAS Yeison ss	3	0	0	0	0	0	0	0	0	0	0	0	1	0	0	0	0	1	3	0
VERA MAC DONALL Marc 1b	2	1	0	0	0	0	0	1	0	0	0	0	0	0	0	0	0	6	0	0
OSEGUERA LEYVA Jorda 2b	2	2	1	0	0	0	0	1	0	0	0	0	0	0	0	0	0	0	0	0
RAMIREZ SOCORRO Yan p	2	2	1	0	1	0	0	1	0	0	0	0	0	0	0	0	0	1	1	0
Totals	21	8	7	6	1	0	1	5	1	0	2	0	1	5	0	1	0	18	5	1

Panama	IP	H	R	ER	BB	SO	WP	HP	BK	IBB	SH	SF	2B	3B	HR	AB	BF	FO	GO	NP
CONCEPCION VELASQUEZ L,0-2	1.2	5	5	5	2	3	1	2	0	0	0	0	1	0	1	10	14	1	1	49
RIOS SOTILLO Aymar Y	1.1	2	3	3	2	0	1	0	0	0	0	1	0	0	0	5	8	1	3	39
GONZALEZ GODOY Danie	2.0	0	0	0	1	2	1	0	0	0	0	0	0	0	0	6	7	1	3	33

Cuba	IP	H	R	ER	BB	SO	WP	HP	BK	IBB	SH	SF	2B	3B	HR	AB	BF	FO	GO	NP
RAMIREZ SOCORRO Yan W,1-1	6.0	5	2	2	3	4	0	2	0	0	0	0	0	0	0	22	27	7	6	79

Umpires: HP-Chao-Chieh CHEN (TPE), 1B-Chuan-Mu CHENG (TPE),  
 2B-WEN LUNG TSAO (TPE), 3B-Keita TSUCHIYA (JPN)  
 Scorers: Siu Chun MOK (HKG), Emily JOU (TPE), Yun-Ting SU (TPE)  
 TC: Leo Agus CAHYONO (INA), Calvin Chih-Shien YEH (TPE)  
 Start: 18:30 Time: 1:28 Attendance: 75 Weather: Cloudy, 30°C

**GAME SUMMARY - RESULTADO DEL JUEGO 37**  
(PLACEMENT ROUND – RONDA DE CLASIFICACIÓN)



**GERMANY – PANAMA**



**Game canceled due to rain**

**Juego cancelado debido a la lluvia**



**GAME SUMMARY - RESULTADO DEL JUEGO 38**  
(PLACEMENT ROUND – RONDA DE CLASIFICACIÓN)



**SOUTH AFRICA – AUSTRALIA**



**Game canceled due to rain**

**Juego canceladoo debido a la lluvia**



# GAME SUMMARY - RESULTADO DEL JUEGO 39

## (SUPER ROUND – SUPER RONDA)



# DOMINICAN REPUBLIC – JAPAN



Aug 01, 2025 at Tainan (TPE) (ASPAC Youth)

-----  
 Dominican Republic.023 010 - 6 8 6  
 Japan.....106 03(X) - 10 8 1  
 -----

### Dominican Republic 6

PLAYER	AB	R	H	BI	2B	3B	HR	BB	SB	CS	HP	SH	SF	SO	IBB	KL	GDP	PO	A	E
MERCEDES Elvin rf	4	0	0	0	0	0	0	0	0	0	0	0	0	1	0	0	0	2	1	0
CLAUDIO Erick 1b/p	4	1	1	0	0	0	0	0	0	0	0	0	0	1	0	1	0	2	0	0
ZAPATA Bryan 2b	3	1	2	0	0	0	0	0	1	0	0	0	0	0	0	0	0	0	0	1
PARRA Luis Manuel lf	3	1	1	0	0	0	0	0	1	0	0	0	0	0	0	0	0	0	0	0
RODRIGUEZ Carlos cf	3	1	0	0	0	0	0	0	1	0	0	0	0	1	0	1	0	2	0	0
PEREZ Dileccio c	3	1	3	3	0	0	0	0	0	0	0	0	0	0	0	0	0	5	0	1
LUIS Daniel 3b	3	1	1	2	0	0	1	0	0	0	0	0	0	1	0	0	0	2	1	1
RODRIGUEZ Marvin ss	3	0	0	0	0	0	0	0	0	0	0	0	0	3	0	1	0	1	1	3
GOMEZ Yostin p	1	0	0	0	0	0	0	0	0	0	0	0	0	0	0	0	0	0	0	0
ZAYAS Jadiel p/1b	0	0	0	0	0	0	0	2	0	0	0	0	0	0	0	0	0	1	0	0
Totals	27	6	8	5	0	0	1	2	3	0	0	0	0	7	0	3	0	15	3	6

### Japan 10

PLAYER	AB	R	H	BI	2B	3B	HR	BB	SB	CS	HP	SH	SF	SO	IBB	KL	GDP	PO	A	E
TOYAMA Taiki cf	3	1	1	0	0	0	0	1	2	0	0	0	0	1	0	0	0	1	0	0
YOSHIZUKA Shinnosuke1b/2b/1b/2b	3	2	1	1	1	0	0	0	0	0	1	0	0	0	0	0	0	7	1	0
HASHIMOTO Shotaro 2b/rf	3	1	0	0	0	0	0	0	0	0	0	0	0	0	0	0	0	0	0	1
FUKUYAMA Kosei 2b/ss/p	1	1	1	1	1	0	0	0	0	0	0	0	0	0	0	0	0	0	2	0
OHARA Sojiro rf/p/rf	4	0	1	0	0	0	0	0	0	0	0	0	0	0	0	0	0	1	0	0
IBARAKI Yunosuke ss/p/ss	3	1	0	0	0	0	1	0	0	0	0	0	0	2	0	0	0	0	3	0
TERADA Daichi 3b	3	0	1	0	0	0	0	0	0	0	0	0	0	0	0	0	0	0	1	0
OGAWA TYLER lf	2	1	0	0	0	0	0	1	0	0	0	0	0	1	0	1	0	0	0	0
KAWAZU Yugo c	3	1	2	1	0	0	0	0	0	0	0	0	0	0	0	0	0	6	1	0
MARUYAMA Toshiki p	0	0	0	0	0	0	0	0	0	0	0	0	0	0	0	0	0	0	0	0
KOH Daiki p	1	0	0	0	0	0	0	0	0	0	0	0	0	1	0	1	0	1	0	0
SAHASHI Riku p/1b/rf/1b	1	2	1	3	0	0	1	0	0	0	1	0	0	0	0	0	0	2	1	0
Totals	27	10	8	6	2	0	1	3	2	0	2	0	0	5	0	2	0	18	9	1

Dominican Republic	IP	H	R	ER	BB	SO	WP	HP	BK	IBB	SH	SF	2B	3B	HR	AB	BF	FO	GO	NP
GOMEZ Yostin L,0-1	2.2	4	7	0	2	2	1	1	0	0	0	0	1	0	1	15	18	5	1	67
ZAYAS Jadiel	1.2	2	2	2	1	2	2	1	0	0	0	0	0	0	0	8	10	3	0	30
CLAUDIO Erick	0.2	2	1	1	0	1	1	0	1	0	0	0	1	0	0	4	4	0	1	14

Japan	IP	H	R	ER	BB	SO	WP	HP	BK	IBB	SH	SF	2B	3B	HR	AB	BF	FO	GO	NP
MARUYAMA Toshiki	1.0	1	0	0	0	0	0	0	0	0	0	0	0	0	0	4	4	0	3	16
KOH Daiki	1.0	2	2	2	0	1	0	0	0	0	0	0	0	0	1	5	5	1	1	17
SAHASHI Riku W,1-1	1.0	3	3	0	0	1	0	0	1	0	0	0	0	0	0	7	7	1	1	23
OHARA Sojiro	1.1	1	1	1	1	3	1	0	0	0	0	0	0	0	0	5	6	0	1	26
IBARAKI Yunosuke	0.2	1	0	0	1	0	0	0	0	0	0	0	0	0	0	3	3	0	1	15
FUKUYAMA Kosei	1.0	0	0	0	1	1	0	0	0	0	0	0	0	0	0	3	4	1	1	17

Umpires: HP-Rafael RAMIREZ CABRERA (MEX), 1B-David de Jesus SOLIS PUENTE (MEX),  
 2B-Jung Cheng Huang (TPE), 3B-Chuan-Mu CHENG (TPE)  
 Scorers: Cindy CHAN (HKG), Yun-Ting SU (TPE), Siu Chun MOK (HKG)  
 TC: Nicky TO (HKG), Jonathan MA (HKG)  
 Start: 14:30 Time: 1:58 Attendance: 232 Weather: Cloudy, 29°C

# GAME SUMMARY - RESULTADO DEL JUEGO 40

## (PLACEMENT ROUND – RONDA DE CLASIFICACIÓN)



# CZECHIA – CUBA



Aug 01, 2025 at Tainan (TPE) (ASPAC B)

```

-----
Czechia.....000 000   - 0  2  3
Cuba.....201 41(X)  - 8  8  0
-----
    
```

### Czechia 0

PLAYER	AB	R	H	BI	2B	3B	HR	BB	SB	CS	HP	SH	SF	SO	IBB	KL	GDP	PO	A	E
STSPANIK David cf	2	0	0	0	0	0	0	0	0	0	0	0	0	2	0	1	0	0	0	0
RANDL Simon cf	1	0	0	0	0	0	0	0	0	0	0	0	0	0	0	0	0	0	0	0
RAMBOUSEK Denis ss	1	0	0	0	0	0	0	0	0	0	0	0	0	0	0	0	0	2	0	0
DOSTAL JiSi ss	2	0	0	0	0	0	0	0	0	0	0	0	0	0	0	0	0	1	1	3
JELINEK Filip 3b	2	0	0	0	0	0	0	0	0	0	0	0	0	1	0	0	0	0	1	0
SKRABAL Theodor 1b	2	0	0	0	0	0	0	0	0	0	0	0	0	2	0	0	0	2	1	0
SERVENKA Jan p	1	0	0	0	0	0	0	0	0	0	0	0	0	0	0	0	0	0	1	0
SVOBODA Teodor p	1	0	0	0	0	0	0	0	0	0	0	0	0	0	0	0	0	1	1	0
KUBAT Jakub lf	2	0	2	0	0	0	0	0	1	0	0	0	0	0	0	0	0	2	0	0
LUKSISEK Jan rf	2	0	0	0	0	0	0	0	0	0	0	0	0	1	0	0	0	0	0	0
OKAS Dominik 2b	2	0	0	0	0	0	0	0	0	0	0	0	0	0	0	0	0	3	0	0
LATZKA Tobias c	2	0	0	0	0	0	0	0	0	0	0	0	0	1	0	1	0	4	1	0
Totals	20	0	2	0	0	0	0	0	1	0	0	0	0	7	0	2	0	15	6	3

### Cuba 8

PLAYER	AB	R	H	BI	2B	3B	HR	BB	SB	CS	HP	SH	SF	SO	IBB	KL	GDP	PO	A	E
ZAMORA HERNANDEZ Den p	4	3	2	1	2	0	0	0	2	0	0	0	0	0	0	0	0	0	4	0
LLUCH DIAZ Maykol Ma cf	2	0	0	1	0	0	0	0	1	0	1	0	1	1	0	1	0	1	0	0
GARCIA SEGUNDO Sean rf/lf	3	1	3	3	0	0	1	0	1	1	0	0	0	0	0	0	0	0	0	0
TORRES DIAZ Yuceider c	1	0	0	0	0	0	1	0	1	1	0	0	0	0	0	0	0	6	1	0
CASTILLO DIEZ Ivan L lf	2	0	0	0	0	0	0	0	0	0	0	0	0	2	0	1	0	0	0	0
GIRON GUZMAN Yeison rf	0	0	0	0	0	0	0	1	0	0	0	0	0	0	0	0	0	1	0	0
PENTON ZAYAS Yeison ss	3	0	0	0	0	0	0	0	0	0	0	0	0	1	0	0	0	0	0	0
VERA MAC DONALL Marc lb	1	0	0	0	0	0	0	1	0	0	0	0	0	0	0	0	0	4	0	0
RAMIREZ SOCORRO Yan pr	0	1	0	0	0	0	0	0	2	0	0	0	0	0	0	0	0	0	0	0
REYES PEREZ Yordan lb	1	0	0	0	0	0	0	0	0	0	0	0	0	0	0	0	0	4	0	0
GOMEZ GONZALEZ Alex 3b	2	2	2	0	0	0	0	1	1	0	0	0	0	0	0	0	0	0	2	0
OSEGUERA LEYVA Jorda 2b	2	1	0	0	0	0	0	0	1	0	0	0	0	0	0	0	0	2	1	0
PRIETO GARCIA Diange ph	1	0	1	0	0	0	0	0	0	0	0	0	0	0	0	0	0	0	0	0
ALVAREZ MEDINA Mauro 2b	0	0	0	0	0	0	0	0	0	0	0	0	0	0	0	0	0	0	0	0
Totals	22	8	8	5	2	0	1	4	8	2	2	0	1	4	0	2	0	18	8	0

Czechia	IP	H	R	ER	BB	SO	WP	HP	BK	IBB	SH	SF	2B	3B	HR	AB	BF	FO	GO	NP
SERVENKA Jan L,0-2	3.1	5	7	4	3	3	0	2	1	0	0	1	2	0	1	14	20	5	0	76
SVOBODA Teodor	1.2	3	1	0	1	1	0	0	0	0	0	0	0	0	0	8	9	1	2	26
Cuba	IP	H	R	ER	BB	SO	WP	HP	BK	IBB	SH	SF	2B	3B	HR	AB	BF	FO	GO	NP
ZAMORA HERNANDEZ Den W,1-1	6.0	2	0	0	0	7	0	0	0	0	0	0	0	0	0	20	20	4	7	74

Umpires: HP-Keita TSUCHIYA (JPN), 1B-Seok-Min HWANG (KOR),  
 2B-WEN LUNG TSAO (TPE), 3B-Harry Allan DUFFY (RSA)  
 Scorers: Wayne HORNG (TPE), Hong-Yu ZHANG (TPE), Stephanie WINKLER (GER)  
 TC: Jose Augusto SANCHEZ PEREZ (MEX), Calvin Chih-Shien YEH (TPE)  
 Start: 14:30 Time: 1:33 Attendance: 168 Weather: Cloudy, 28°C

# GAME SUMMARY - RESULTADO DEL JUEGO 41

## (SUPER ROUND – SUPER RONDA)



# CHINESE TAIPEI – USA



Aug 01, 2025 at Tainan (TPE) (ASPAC Youth)

```

-----
Chinese Taipei.....120 200 - 5 4 2
United States of America.100 041 - 6 8 2
-----
    
```

### Chinese Taipei 5

PLAYER	AB	R	H	BI	2B	3B	HR	BB	SB	CS	HP	SH	SF	SO	IBB	KL	GDP	PO	A	E
HU Cheng-en cf/rf	4	0	1	1	0	0	0	0	1	1	0	0	0	2	0	1	0	0	0	0
HSIEH Cheng-chun ss	1	2	0	0	0	0	0	3	0	0	0	0	0	0	0	0	0	3	0	0
CHEN Qi-sheng 3b/p/3b	3	0	1	1	1	0	0	1	0	0	0	0	0	0	0	0	0	1	0	0
LI Cyuan-en c	3	0	0	0	0	0	0	0	0	0	0	0	0	1	0	0	0	6	0	0
WU Shang-cheng 1b	3	0	0	0	0	0	0	0	0	0	0	0	0	0	0	0	0	4	1	0
ZHANG Yun-en 2b	1	0	0	0	0	0	0	0	0	0	0	0	0	1	0	1	0	0	0	1
HUANG Yu-qian 2b	0	0	0	0	0	0	0	0	0	0	0	0	0	0	0	0	0	0	0	1
LIN Shu-yan 2b	2	0	0	0	0	0	0	0	0	0	0	0	0	1	0	0	0	0	1	0
LI Bing-rong p/cf	3	1	1	0	1	0	0	0	0	0	0	0	0	2	0	0	0	1	0	0
CHUANG Ying-yi cf	0	0	0	0	0	0	0	0	0	0	0	0	0	0	0	0	0	0	0	0
HO Chun lf	0	1	0	1	0	0	0	2	1	0	0	1	0	0	0	0	0	0	0	0
LIN Kai-chen rf/cf/3b	2	1	1	0	0	0	0	0	0	0	0	1	0	0	0	0	0	0	2	0
ZHONG Ding-xu p	0	0	0	0	0	0	0	0	0	0	0	0	0	0	0	0	0	0	0	0
Totals	22	5	4	3	2	0	0	6	2	1	0	2	0	7	0	2	0	15	4	2

### United States of America 6

PLAYER	AB	R	H	BI	2B	3B	HR	BB	SB	CS	HP	SH	SF	SO	IBB	KL	GDP	PO	A	E
HATCH Nolan Michael 2b	2	0	0	0	0	0	0	0	0	0	0	0	0	1	0	0	0	1	3	1
ROMERO Jake Tito ph	1	0	0	0	0	0	0	0	0	0	0	0	0	0	0	0	0	0	0	0
BITZENHOFER Mason Co 2b	0	0	0	0	0	0	1	0	0	0	0	0	0	0	0	0	0	0	1	0
SAPP Kai Alexander pr	0	1	0	0	0	0	0	0	0	0	0	0	0	0	0	0	0	0	0	0
VALADEZ Kristian Uri 3b/p	2	1	0	0	0	0	0	2	0	0	0	0	0	2	0	1	0	0	1	0
CHIKODROFF Christoph 1b/lf	4	2	3	1	1	0	0	0	0	0	0	0	0	0	0	0	0	1	0	0
SUNDBY Hunter Matthe c	2	0	0	0	0	0	0	0	0	0	0	0	0	0	0	0	0	6	3	0
ROTH Radner Michael ph/c	1	0	0	0	0	0	0	0	0	0	0	0	0	0	0	0	0	1	0	0
CARSON Jack Henry rf	3	1	2	1	1	0	0	0	0	0	0	0	0	1	0	1	0	0	0	0
ELLIOTT JR Antonio L lf/3b	2	0	0	1	0	0	0	1	0	0	0	0	0	0	0	0	0	0	0	0
MOUNT Duncan Cooper cf	2	1	2	1	0	0	0	1	0	0	0	0	0	0	0	0	0	2	0	0
MCGEE Russell Marcho ss	3	0	1	1	1	0	0	0	0	0	0	0	0	2	0	0	0	1	0	1
WILHITE Jameson John p	0	0	0	0	0	0	0	0	0	0	0	0	0	0	0	0	0	0	0	0
SPRAY Jaxon Baker 1b	3	0	0	0	0	0	0	0	0	0	0	0	0	0	0	0	0	6	0	0
Totals	25	6	8	5	3	0	0	5	0	0	0	0	0	6	0	2	0	18	8	2

Chinese Taipei	IP	H	R	ER	BB	SO	WP	HP	BK	IBB	SH	SF	2B	3B	HR	AB	BF	FO	GO	NP
LI Bing-rong	1.0	1	1	0	2	3	1	0	0	0	0	0	1	0	0	5	7	0	0	34
CHEN Qi-sheng L,1-1	4.0	6	5	5	2	3	0	0	0	0	0	0	2	0	0	19	21	4	6	77
ZHONG Ding-xu	0.0	1	0	0	1	0	0	0	0	0	0	0	0	0	0	1	2	0	0	7

United States of America	IP	H	R	ER	BB	SO	WP	HP	BK	IBB	SH	SF	2B	3B	HR	AB	BF	FO	GO	NP
WILHITE Jameson John	1.2	3	3	3	2	2	0	0	0	0	2	0	2	0	0	7	11	1	2	45
VALADEZ Kristian Uri W,1-0	4.1	1	2	0	4	5	0	0	0	0	0	0	0	0	0	15	19	2	6	73

Umpires: HP-Eric Bosquez Rodriguez (PAN), 1B-Rafael RAMIREZ CABRERA (MEX),  
 2B-Benjamin Nash (AUS), 3B-David de Jesus SOLIS PUENTE (MEX)  
 Scorers: Connie Stoyakovich (AUS), Emily JOU (TPE), Siu Chun MOK (HKG)  
 TC: Nicky TO (HKG), Leo Agus CAHYONO (INA)  
 Start: 18:30 Time: 2:06 Attendance: 2373 Weather: Cloudy, 28°C

# GAME SUMMARY - RESULTADO DEL JUEGO 42

## (SUPER ROUND – SUPER RONDA)



# MEXICO – KOREA



Aug 01, 2025 at Tainan (TPE) (ASPAC B)

Mexico.....000 010 - 1 3 0  
 Korea.....060 03(X) - 9 8 1

### Mexico 1

PLAYER	AB	R	H	BI	2B	3B	HR	BB	SB	CS	HP	SH	SF	SO	IBB	KL	GDP	PO	A	E
GAXIOLA HIRALES Gast c	3	0	0	0	0	0	0	0	0	0	0	0	0	1	0	0	0	4	1	0
FELIX LOPEZ Emiliano cf	3	0	1	0	0	0	0	0	0	0	0	0	0	1	0	0	0	1	0	0
MIRANDA CUE Eduardo p/3b	3	0	0	0	0	0	0	0	0	0	0	0	0	2	0	1	0	0	2	0
ESCALERA RODRIGUEZ D 1b	3	0	1	0	0	0	0	0	0	0	0	0	0	0	0	0	0	8	0	0
PEREZ RUIZ Emiliano ss	2	0	0	0	0	0	0	0	0	0	0	0	0	0	0	0	0	0	2	0
CALVILLO Iker Dario lf	2	1	1	0	0	0	0	0	0	0	0	0	0	0	0	0	0	0	0	0
BARENO GONZALEZ Brya 3b	0	0	0	0	0	0	0	0	0	0	0	0	0	0	0	0	0	1	0	0
LOPEZ ROMERO Lucca I p	2	0	0	0	0	0	0	0	0	0	0	0	0	1	0	0	0	0	0	0
MIRANDA RAMIREZ Javi p/p	0	0	0	0	0	0	0	0	0	0	0	0	0	0	0	0	0	0	1	0
GONZALEZ JIMENEZ Uri rf	1	0	0	0	0	0	0	0	0	0	0	0	0	0	0	0	0	0	0	0
SILVA GARCIA Arturo ph/rf	0	0	0	0	0	0	1	0	0	0	0	0	0	0	0	0	0	0	0	0
ARMENTA MONCAYO Jose 2b	2	0	0	0	0	0	0	0	0	0	0	0	0	1	0	1	1	1	3	0
Totals	21	1	3	0	0	0	0	1	0	0	0	0	0	6	0	2	1	15	9	0

### Korea 9

PLAYER	AB	R	H	BI	2B	3B	HR	BB	SB	CS	HP	SH	SF	SO	IBB	KL	GDP	PO	A	E
HA Jeongwoo 2b/ss/p	3	1	0	0	0	0	0	1	0	0	0	0	0	1	0	1	0	4	2	1
YANG Leo ss/3b/ss	3	1	3	2	1	0	0	0	1	1	1	0	0	0	0	0	0	0	3	0
KANG Giung 3b	1	0	1	0	0	0	0	0	1	0	1	0	0	0	0	0	0	0	0	0
LEE Jeongwoo pr/2b	0	1	0	0	0	0	0	1	1	0	0	0	0	0	0	0	0	1	1	0
CHOI Yunjae ph	1	0	1	2	0	0	0	0	0	0	0	0	0	0	0	0	0	0	0	0
KIM Doyoon pr/2b	0	0	0	0	0	0	0	0	1	0	0	0	0	0	0	0	0	0	0	0
HONG Sunghyun 1b/3b	3	0	0	0	0	0	0	1	0	0	0	0	0	0	0	0	0	4	0	0
SEO Jeongan rf/p/rf	2	1	1	0	0	0	0	1	0	0	0	0	0	1	0	0	0	1	1	0
KWON Yunseo p	1	1	0	0	0	0	0	1	0	0	0	0	0	0	0	0	0	0	0	0
KIM Dohong rf	0	0	0	0	0	0	0	0	0	0	0	0	0	0	0	0	0	0	0	0
LEE Jaeseung p/1b	1	0	0	0	0	0	0	0	0	0	0	0	0	1	0	1	0	1	0	0
HWANG Jaewon lf	2	2	1	0	0	0	0	1	1	0	0	0	0	0	0	0	0	0	0	0
MIN Donghyeon c	2	2	1	2	0	0	0	1	1	0	0	0	0	0	0	0	0	5	2	0
PARK Jihwan cf	3	0	0	1	0	0	0	0	0	0	0	0	0	1	0	0	0	2	0	0
Totals	22	9	8	7	1	0	0	7	6	1	2	0	0	4	0	2	0	18	9	1

Mexico	IP	H	R	ER	BB	SO	WP	HP	BK	IBB	SH	SF	2B	3B	HR	AB	BF	FO	GO	NP
MIRANDA CUE Eduardo L,1-1	1.2	4	6	6	3	1	0	1	0	0	0	0	0	0	0	8	12	0	3	53
LOPEZ ROMERO Lucca I	2.1	2	0	0	2	2	1	0	2	0	0	0	1	0	0	9	11	1	4	45
MIRANDA RAMIREZ Javi	1.0	2	3	3	2	1	0	1	0	0	0	0	0	0	0	5	8	1	1	34

Korea	IP	H	R	ER	BB	SO	WP	HP	BK	IBB	SH	SF	2B	3B	HR	AB	BF	FO	GO	NP
KWON Yunseo W,1-0	4.0	2	0	0	0	4	0	0	0	0	0	0	0	0	0	14	14	4	4	43
SEO Jeongan	0.0	1	1	0	1	0	0	0	0	0	0	0	0	0	0	2	3	0	1	10
LEE Jaeseung	1.1	0	0	0	0	1	0	0	0	0	0	0	0	0	0	3	3	1	1	15
HA Jeongwoo	0.2	0	0	0	0	1	0	0	0	0	0	0	0	0	0	2	2	1	0	10

Umpires: HP-Josh Matavesi (AUS), 1B-Yuri MACCHIAVELLI (ITA),  
 2B-Chao-Chieh CHEN (TPE), 3B-Jung Cheng Huang (TPE)  
 Scorers: Stephanie WINKLER (GER), Hong-Yu ZHANG (TPE), Wayne HORNG (TPE)  
 TC: Jonathan MA (HKG), Yutaka SHIBATA (JPN)  
 Start: 18:31 Time: 2:09 Attendance: 160 Weather: Cloudy, 29°C

# GAME SUMMARY - RESULTADO DEL JUEGO 43

(PLACEMENT ROUND – RONDA DE CLASIFICACIÓN)



## GERMANY – CZECHIA



Aug 03, 2025 at Tainan (TPE) (ASPAC Youth)

Germany.....010 10 - 2 3 3  
Czechia.....310 53 - 12 7 1

### Germany 2

PLAYER	AB	R	H	BI	2B	3B	HR	BB	SB	CS	HP	SH	SF	SO	IBB	KL	GDP	PO	A	E
KANEKO Felix Corneli lf/rf	2	0	0	0	0	0	0	0	0	0	0	0	0	2	0	0	0	0	0	0
HEDTLER Erik 1b	1	0	1	1	0	0	0	0	0	0	0	0	0	0	0	0	0	0	0	1
ROUSSEAU Jonah cf	3	0	1	0	0	0	0	0	0	0	0	0	0	0	0	0	0	2	0	0
SCHUMACHER MilosS 2b	2	0	0	0	0	0	0	1	0	0	0	0	0	1	0	0	0	1	0	0
BRAUCH Mona 1b/p/lf	3	0	0	0	0	0	0	0	0	0	0	0	0	0	0	0	0	1	2	0
KRISCHOK Artin Joel ss	2	1	0	0	0	0	0	1	0	0	0	0	0	0	0	0	0	2	1	0
BUTT Jona rf/p/rf	1	1	1	0	0	0	0	1	1	0	0	0	0	0	0	0	0	0	0	2
ATTRIDGE Sam ph/rf	1	0	0	0	0	0	0	0	0	0	0	0	0	0	0	0	0	0	0	0
SCHLOFFEL Ben Jan-La c	1	0	0	0	0	0	0	0	0	0	0	1	0	0	0	0	0	6	1	0
PENKE Thore c	0	0	0	0	0	0	0	0	0	0	0	0	0	0	0	0	0	0	0	0
CROFTON William Andr p	0	0	0	0	0	0	0	0	0	0	0	0	0	0	0	0	0	0	0	0
KRUGER Tim Logan lf	2	0	0	1	0	0	0	0	0	0	0	0	0	0	0	0	0	0	0	0
SCHLOFFEL Luis Johan p	0	0	0	0	0	0	0	0	0	0	0	0	0	0	0	0	0	0	0	0
AWOKOU Azuma Daniel 3b	0	0	0	0	0	0	0	2	0	0	0	0	0	0	0	0	0	0	1	0
Totals	18	2	3	2	0	0	0	5	1	0	0	1	0	3	0	0	0	12	5	3

### Czechia 12

PLAYER	AB	R	H	BI	2B	3B	HR	BB	SB	CS	HP	SH	SF	SO	IBB	KL	GDP	PO	A	E
STSPANIK David cf	3	3	2	0	0	0	0	0	1	0	1	0	0	1	0	0	0	1	0	0
SVOBODA Teodor 2b	2	2	1	0	0	0	1	2	0	1	0	0	0	0	0	0	0	2	1	0
RAMBOUSEK Denis ss	3	2	3	1	0	0	1	1	0	0	0	0	0	0	0	0	0	0	3	0
WIEDNER Eduard c	0	2	0	0	0	0	0	2	1	0	1	0	0	0	0	0	0	3	0	0
PROCHAŽKA Lev rf	2	0	0	0	0	0	0	0	0	0	0	0	0	1	0	1	0	0	0	0
LUKSiSEK Jan rf	1	0	0	0	0	0	0	0	0	0	0	0	0	1	0	0	0	0	0	0
OKaS Dominik pr	0	0	0	0	0	0	0	0	0	0	0	0	0	0	0	0	0	0	0	0
RANDL Simon rf	0	0	0	0	0	0	0	0	0	0	0	0	0	0	0	0	0	0	0	0
KUBaT Jakub lf	3	0	1	2	0	0	0	0	2	0	0	0	0	0	0	0	0	3	0	0
BARTULiK Jeronym p	2	0	0	0	0	0	0	0	0	0	0	0	0	1	0	0	0	0	0	0
TRETERA Martin p	1	0	0	0	0	0	0	0	0	0	0	0	0	1	0	0	0	0	0	0
BENDA David 3b	1	2	0	0	0	0	0	2	0	0	0	0	0	0	0	0	0	2	2	0
SERVENKA Jan 1b	2	1	0	0	0	0	0	1	0	0	0	0	0	2	0	1	0	4	0	1
Totals	20	12	7	6	1	0	0	7	7	0	3	0	0	7	0	2	0	15	6	1

Germany	IP	H	R	ER	BB	SO	WP	HP	BK	IBB	SH	SF	2B	3B	HR	AB	BF	FO	GO	NP
CROFTON William Andr L,0-2	0.1	0	3	3	1	1	0	2	0	0	0	0	0	0	0	1	4	0	0	19
BUTT Jona	1.2	3	1	0	1	2	2	0	0	0	0	0	0	0	0	8	9	2	1	42
BRAUCH Mona	2.0	3	7	5	4	4	2	0	0	0	0	0	0	0	0	10	14	0	3	54
SCHLOFFEL Luis Johan	0.0	1	1	1	1	0	0	1	0	0	0	0	1	0	0	1	3	0	0	8

Czechia	IP	H	R	ER	BB	SO	WP	HP	BK	IBB	SH	SF	2B	3B	HR	AB	BF	FO	GO	NP
BARTULiK Jeronym W,1-1	3.0	2	2	2	3	3	0	0	0	0	1	0	0	0	0	11	15	4	2	55
TRETERA Martin SV,1	2.0	1	0	0	2	0	1	0	0	0	0	0	0	0	0	7	9	2	4	30

Umpires: HP-Harry Allan DUFFY (RSA), 1B-Jung Cheng Huang (TPE),  
2B-Rafael RAMIREZ CABRERA (MEX), 3B-Chao-Chieh CHEN (TPE)  
Scorers: Yun-Ting SU (TPE), Connie Stoyakovich (AUS), Emily JOU (TPE)  
TC: Nicky TO (HKG), Calvin Chih-Shien YEH (TPE)  
Start: 12:15 Time: 1:42 Attendance: 0 Weather: Cloudy, 28°C

# GAME SUMMARY - RESULTADO DEL JUEGO 44

## (PLACEMENT ROUND – RONDA DE CLASIFICACIÓN)



# SOUTH AFRICA – CUBA



Aug 03, 2025 at Tainan (TPE) (ASPAC B)

```

-----
South Africa.....000 0 - 0 0 7
Cuba.....14(15) (X) - 20 14 0
-----

```

### South Africa 0

PLAYER	AB	R	H	BI	2B	3B	HR	BB	SB	CS	HP	SH	SF	SO	IBB	KL	GDP	PO	A	E
LONG Jarred Stephen ss	2	0	0	0	0	0	0	0	0	0	0	0	0	0	0	0	0	0	1	1
LERWILL Nate Justin cf	2	0	0	0	0	0	0	0	0	0	0	0	0	1	0	1	0	0	0	1
GROBLER Evan 3b	1	0	0	0	0	0	0	1	0	0	0	0	0	1	0	0	0	1	0	3
COLEMAN Riley Foster c	2	0	0	0	0	0	0	0	0	0	0	0	0	1	0	0	0	1	1	0
BRANDERS Troy Justin lb	1	0	0	0	0	0	0	0	0	0	0	0	0	1	0	0	0	5	0	0
SOTYATO Abulele Siba lf	1	0	0	0	0	0	0	0	0	0	0	0	0	1	0	1	0	1	0	0
MPHAHLELE Rebone Bra p	1	0	0	0	0	0	0	0	0	0	0	0	0	1	0	0	0	0	0	0
UYS Casey p	0	0	0	0	0	0	0	0	0	0	0	0	0	0	0	0	0	0	0	1
AMOS Kaleb Riley p	0	0	0	0	0	0	0	0	0	0	0	0	0	0	0	0	0	0	0	0
TALIEP Maahir rf	1	0	0	0	0	0	0	0	0	0	0	0	0	0	0	0	0	1	1	0
SAVIDES Sebastian Bl 2b	1	0	0	0	0	0	0	0	0	0	0	0	0	1	0	0	0	0	0	1
Totals	12	0	0	0	0	0	0	1	0	0	0	0	0	7	0	2	0	9	3	7

### Cuba 20

PLAYER	AB	R	H	BI	2B	3B	HR	BB	SB	CS	HP	SH	SF	SO	IBB	KL	GDP	PO	A	E
ZAMORA HERNANDEZ Den 3b	1	0	0	2	0	0	0	0	0	0	0	0	2	0	0	0	0	0	1	0
ZAMORA SAFONT Yuniel ph/lf	1	1	1	1	0	0	0	0	0	0	0	0	0	0	0	0	0	0	0	0
LLUCH DIAZ Maykol Ma cf	3	1	1	1	1	0	0	0	0	0	0	0	0	1	0	0	0	0	0	0
ALVAREZ MEDINA Mauro ph/cf	1	0	0	0	0	0	0	0	0	0	0	0	0	0	0	0	0	0	0	0
GARCIA SEGUNDO Sean lf	4	3	3	2	1	0	1	0	1	0	0	0	0	1	0	0	0	0	0	0
GARCIA VERDECIA Xavi 3b	0	0	0	0	0	0	0	0	0	0	0	0	0	0	0	0	0	0	0	0
TORRES DIAZ Yuceider c	2	1	0	1	0	0	0	0	0	0	0	0	0	0	0	0	0	6	0	0
NOA HERRERA Ronney D ph/c	1	1	1	1	1	0	0	0	0	0	0	0	0	0	0	0	0	1	0	0
REYES PEREZ Yordan lb	2	3	2	0	1	0	0	1	0	0	0	0	0	0	0	0	0	5	0	0
PENTON ZAYAS Yeison ss	2	1	1	0	0	0	0	0	1	0	0	0	0	0	0	0	0	0	1	0
RAMIREZ SOCORRO Yan ph/ss	1	1	1	1	0	0	0	0	0	0	0	0	0	0	0	0	0	0	1	0
GIRON GUZMAN Yeison rf	1	2	0	0	0	0	0	1	1	0	0	0	0	0	0	0	0	0	0	0
PRIETO GARCIA Diange ph/rf	1	1	1	1	0	0	0	0	0	0	0	0	0	0	0	0	0	0	0	0
PADRON MONTERREY Jos p	2	3	2	2	1	0	0	0	0	0	1	0	0	0	0	0	0	0	0	0
OSEGUERA LEYVA Jorda 2b	2	0	1	0	0	0	0	0	0	0	0	0	0	0	0	0	0	0	0	0
GOMEZ GONZALEZ Alex pr/2b	0	2	0	1	0	0	0	1	0	0	0	0	0	0	0	0	0	0	0	0
Totals	24	20	14	13	5	0	1	3	3	0	1	0	2	2	0	0	0	12	3	0

South Africa	IP	H	R	ER	BB	SO	WP	HP	BK	IBB	SH	SF	2B	3B	HR	AB	BF	FO	GO	NP
MPHAHLELE Rebone Bra L,0-1	2.0	5	5	3	0	1	0	0	1	0	0	1	1	0	1	10	11	3	1	38
UYS Casey	0.2	7	11	2	2	0	2	0	0	0	0	1	4	0	0	10	13	2	0	36
AMOS Kaleb Riley	0.1	2	4	1	1	1	1	1	0	0	0	0	0	0	0	4	6	0	0	28

Cuba	IP	H	R	ER	BB	SO	WP	HP	BK	IBB	SH	SF	2B	3B	HR	AB	BF	FO	GO	NP
PADRON MONTERREY Jos W,1-0	4.0	0	0	0	1	7	0	0	0	0	0	0	0	0	0	12	13	0	5	55

Umpires: HP-Jung Cheng Huang (TPE), 1B-WEN LUNG TSAO (TPE),  
 2B-Chuan-Mu CHENG (TPE), 3B-Eric Bosquez Rodriguez (PAN)  
 Scorers: Stephanie WINKLER (GER), Yun-Ting SU (TPE), Hong-Yu ZHANG (TPE)  
 TC: Leo Agus CAHYONO (INA), Jonathan MA (HKG), Jose Augusto SANCHEZ PEREZ (MEX)  
 Start: 14:45 Time: 1:09 Attendance: 50 Weather: Cloudy, 29°C

# GAME SUMMARY - RESULTADO DEL JUEGO 45

## (SUPER ROUND – SUPER RONDA)



# USA – JAPAN



Aug 02, 2025 at Tainan (TPE) (ASPAC Youth)

```

-----
United States of America.500 300 - 8 14 0
Japan.....000 000 - 0 3 1
-----
    
```

### United States of America 8

PLAYER	AB	R	H	BI	2B	3B	HR	BB	SB	CS	HP	SH	SF	SO	IBB	KL	GDP	PO	A	E
HATCH Nolan Michael 2b	3	1	2	0	0	0	0	0	1	0	0	1	0	1	0	0	0	2	2	0
VALADEZ Kristian Uri 3b	4	2	3	3	0	0	1	0	0	0	0	0	0	1	0	0	0	0	0	0
CHIKODROFF Christoph rf	4	1	2	0	1	0	0	0	0	0	0	0	0	2	0	1	0	0	1	0
SAPP Kai Alexander cf	0	0	0	0	0	0	0	0	0	0	0	0	0	0	0	0	0	0	0	0
ELLIOTT JR Antonio L lf	4	1	1	1	0	0	0	0	0	0	0	0	0	0	0	0	0	0	0	0
CARSON Jack Henry cf/rf	3	1	1	0	0	0	0	1	1	0	0	0	0	2	0	1	0	2	0	0
SPRAY Jaxon Baker lb	2	1	2	1	0	0	0	1	0	0	0	0	0	0	0	0	0	7	1	0
MOUNT Duncan Cooper p	1	0	0	1	0	0	0	0	0	0	0	1	0	0	0	0	0	1	1	0
BLISS Brock Easton p	1	0	0	0	0	0	0	0	0	0	0	0	0	1	0	1	0	0	0	0
BITZENHOFER Mason Co p	0	0	0	0	0	0	0	0	0	0	0	0	0	0	0	0	0	0	0	0
MCGEE Russell Marcho ss	2	0	1	1	0	0	0	0	0	0	0	0	1	1	0	1	0	1	4	0
ROTH Radner Michael c	2	0	2	1	0	0	0	0	0	0	0	0	0	0	0	0	0	4	1	0
SUNDBY Hunter Matthe pr/c	1	1	0	0	0	0	0	0	0	0	0	0	0	1	0	0	0	1	0	0
Totals	27	8	14	8	1	0	1	2	2	0	0	2	1	9	0	4	0	18	10	0

### Japan 0

PLAYER	AB	R	H	BI	2B	3B	HR	BB	SB	CS	HP	SH	SF	SO	IBB	KL	GDP	PO	A	E
TOYAMA Taiki cf	3	0	0	0	0	0	0	0	0	1	0	0	0	0	0	0	0	0	0	0
YOSHIZUKA Shinnosuke 1b/2b/p/2b	2	0	0	0	0	0	0	1	0	0	0	0	0	1	0	1	0	1	0	0
SAHASHI Riku p/lb/p	2	0	1	0	0	0	0	0	0	0	0	0	0	0	0	0	0	4	0	0
OMATA Sora ph	1	0	0	0	0	0	0	0	0	0	0	0	0	0	0	0	0	0	0	0
OHARA Sojiro rf	2	0	0	0	0	0	0	0	0	0	0	0	0	2	0	1	0	1	1	0
IBARAKI Yunosuke 2b/ss	2	0	0	0	0	0	0	0	0	0	0	0	0	1	0	0	0	1	1	0
TERADA Daichi 3b	1	0	0	0	0	0	1	0	0	0	0	0	0	0	0	0	0	0	1	1
OGAWA TYLER lf	1	0	1	0	0	0	0	1	0	0	0	0	0	0	0	0	0	0	1	0
KAWAZU Yugo c	2	0	0	0	0	0	0	0	0	0	0	0	0	1	0	0	0	11	1	0
KOH Daiki ss/p/2b	1	0	1	0	0	0	0	0	0	0	0	0	0	0	0	0	0	0	1	0
SHIMOHIRA Jota p	0	0	0	0	0	0	0	0	0	0	0	0	0	0	0	0	0	0	0	0
MARUYAMA Toshiki p	1	0	0	0	0	0	0	0	0	0	0	0	0	0	0	0	0	0	0	0
MINAKI Shunkei lb	0	0	0	0	0	0	0	0	0	0	0	0	0	0	0	0	0	0	0	0
Totals	18	0	3	0	0	0	0	3	0	1	0	0	0	5	0	2	0	18	6	1

### United States of America

	IP	H	R	ER	BB	SO	WP	HP	BK	IBB	SH	SF	2B	3B	HR	AB	BF	FO	GO	NP
MOUNT Duncan Cooper	2.2	1	0	0	3	4	1	0	0	0	0	0	0	0	0	8	11	2	1	49
BLISS Brock Easton W,3-1	2.2	2	0	0	1	0	0	0	0	0	0	0	0	0	0	8	8	2	3	20
BITZENHOFER Mason Co	0.2	0	0	0	0	0	0	0	0	0	0	0	0	0	0	2	2	0	2	8

### Japan

	IP	H	R	ER	BB	SO	WP	HP	BK	IBB	SH	SF	2B	3B	HR	AB	BF	FO	GO	NP
SAHASHI Riku L,1-2	1.2	7	5	3	1	3	0	0	0	0	0	1	0	0	1	12	14	2	0	38
KOH Daiki	0.2	1	0	0	0	1	0	0	0	0	0	0	0	0	0	2	2	0	0	12
YOSHIZUKA Shinnosuke	1.2	2	0	0	0	2	0	0	0	0	1	0	0	0	0	5	6	0	2	21
SHIMOHIRA Jota	0.1	3	3	3	0	0	1	0	1	0	1	0	1	0	0	3	4	0	1	13
MARUYAMA Toshiki	1.2	1	0	0	1	3	0	0	0	0	0	0	0	0	0	5	6	0	1	27

Umpires: HP-Rafael RAMIREZ CABRERA (MEX), 1B-Benjamin Nash (AUS),  
2B-WEN LUNG TSAO (TPE), 3B-Chao-Chieh CHEN (TPE)

Scorers: Stephanie WINKLER (GER), SHIH-CHUNG YUAN (TPE), Connie Stoyakovich (AUS)

TC: Roger TSAI (TPE), Calvin Chih-Shien YEH (TPE)

Start: 18:30 Time: 1:45 Attendance: 75 Weather: Cloudy, 28°C

## GAME SUMMARY - RESULTADO DEL JUEGO 46

(SUPER ROUND – SUPER RONDA)



# DOMINICAN REPUBLIC – MEXICO



Aug 03, 2025 at Tainan (TPE) (ASPAC Youth)

```

-----
Dominican Republic.300 420 - 9 10 0
Mexico.....000 040 - 4 6 3
-----
    
```

### Dominican Republic 9

PLAYER	AB	R	H	BI	2B	3B	HR	BB	SB	CS	HP	SH	SF	SO	IBB	KL	GDP	PO	A	E
PEREZ Albert cf	3	2	3	0	0	0	0	0	1	0	0	0	0	0	0	0	0	1	0	0
CRUZ Jean Carlos rf	1	0	1	0	1	0	0	0	0	0	0	0	0	0	0	0	0	1	0	0
CLAUDIO Erick lb	4	2	0	1	0	0	0	0	0	0	0	0	0	1	0	0	0	9	0	0
ZAPATA Bryan 2b	2	1	0	1	0	0	0	0	0	0	0	0	1	0	0	0	0	1	4	0
SANCHEZ Luis 2b	1	0	0	0	0	0	0	0	0	0	0	0	0	0	0	0	0	1	0	0
PARRA Luis Manuel lf/3b/cf	3	1	1	1	1	0	0	1	0	0	0	0	1	0	1	0	0	0	0	0
RODRIGUEZ Marvin p	0	0	0	0	0	0	0	0	0	0	0	0	0	0	0	0	0	0	0	0
ZAYAS Jadiel c	3	0	0	0	0	0	0	0	0	0	0	0	0	0	0	0	0	0	0	0
PEREZ Dileccio c	1	0	0	0	0	0	0	0	1	0	0	0	0	0	0	0	0	1	1	0
RODRIGUEZ Carlos rf/cf/p/cf	2	1	1	1	0	0	2	1	0	0	0	0	0	0	0	0	0	1	0	0
LUIS Daniel 3b	2	0	0	0	0	0	0	0	0	0	0	0	0	0	0	0	0	0	0	0
KELLY Yosuel lf	2	0	0	0	0	0	0	0	0	0	0	0	2	0	1	0	0	1	0	0
DE LOS SANTOS Yeison ss	2	0	1	0	0	0	0	0	0	0	0	0	0	0	0	0	0	1	1	0
VASQUEZ Angel ss	1	0	0	0	0	0	0	0	0	0	0	0	1	0	0	0	0	0	2	0
MONTERO Craifer p	2	1	0	0	0	0	0	0	0	0	0	0	1	0	0	0	0	0	1	0
YAN Johan p/3b	1	1	1	2	0	0	1	0	0	0	0	0	0	0	0	0	0	0	1	0
MERCEDES Elvin 3b	0	0	0	0	0	0	0	0	0	0	0	0	0	0	0	0	0	1	0	0
Totals	30	9	10	5	3	0	1	3	3	0	0	0	1	6	0	2	0	18	10	0

### Mexico 4

PLAYER	AB	R	H	BI	2B	3B	HR	BB	SB	CS	HP	SH	SF	SO	IBB	KL	GDP	PO	A	E
FELIX LOPEZ Emiliano cf	2	1	1	0	0	0	0	2	0	0	0	0	0	1	0	0	0	1	0	0
CALVILLO Iker Dario 3b/ss	4	1	1	2	0	0	0	0	0	0	0	0	0	0	0	0	0	0	3	0
ESCALERA RODRIGUEZ D lb	2	0	0	0	0	0	0	0	0	0	0	0	0	0	0	0	0	5	1	1
MIRANDA CUE Eduardo lb	1	0	0	1	0	0	0	0	0	0	0	0	0	0	0	0	0	1	0	0
PEREZ RUIZ Emiliano ss	2	0	0	0	0	0	0	0	0	0	0	0	0	0	0	0	0	0	1	2
ARMENTA MONCAYO Jose 2b	1	0	0	1	0	0	0	0	0	0	0	0	0	0	0	0	0	1	1	0
BARENO GONZALEZ Brya p	0	0	0	0	0	0	0	0	0	0	0	0	0	0	0	0	0	0	1	0
SILVA GARCIA Arturo p	2	0	1	0	0	0	0	0	0	0	0	0	0	0	0	0	0	1	1	0
ROMANO CRUZ Jose Ang pr/p	1	0	1	0	0	0	0	0	0	0	0	0	0	0	0	0	0	0	0	0
CASTILLO JIMENEZ Jea c	2	0	0	0	0	0	0	0	0	1	0	0	0	0	0	0	0	6	0	0
GALVEZ GONZALEZ Eric rf	1	0	0	0	0	0	0	0	0	0	0	0	0	0	0	0	0	1	0	0
GAXIOLA HIRALES Gast ph/rf	1	0	0	0	0	0	0	0	0	1	0	0	1	0	0	0	0	0	0	0
ARELLANO TIRADO Bran lf	1	1	0	0	0	0	0	0	0	1	0	0	0	0	0	0	0	0	0	0
GONZALEZ JIMENEZ Uri lf	1	0	0	0	0	0	0	0	0	0	0	0	0	0	0	0	0	0	0	0
MURILLO MENDOZA Rene 2b/3b	2	1	2	0	0	0	0	0	0	1	0	0	0	0	0	0	0	2	1	0
Totals	23	4	6	4	0	0	0	2	0	0	4	0	0	2	0	0	0	18	9	3

Dominican Republic	IP	H	R	ER	BB	SO	WP	HP	BK	IBB	SH	SF	2B	3B	HR	AB	BF	FO	GO	NP
MONTERO Craifer	3.2	2	0	0	2	0	0	1	0	0	0	0	0	0	0	12	15	5	5	61
YAN Johan	0.1	0	2	2	0	1	0	2	0	0	0	0	0	0	0	1	3	0	0	13
RODRIGUEZ Carlos W,1-1	1.0	3	2	2	0	0	0	0	0	0	0	0	0	0	0	6	6	0	3	22
RODRIGUEZ Marvin	1.0	1	0	0	0	1	0	1	0	0	0	0	0	0	0	4	5	2	0	14
Mexico	IP	H	R	ER	BB	SO	WP	HP	BK	IBB	SH	SF	2B	3B	HR	AB	BF	FO	GO	NP
BARENO GONZALEZ Brya L,0-2	1.0	5	3	3	0	0	0	0	0	0	0	1	2	0	0	7	8	2	1	19
SILVA GARCIA Arturo	3.0	3	4	0	0	3	0	0	0	0	0	0	0	0	0	15	15	0	6	49
ROMANO CRUZ Jose Ang	2.0	2	2	2	3	3	1	0	0	0	0	0	1	0	1	8	11	0	3	38

Umpires: HP-Chao-Chieh CHEN (TPE), 1B-Keita TSUCHIYA (JPN),  
 2B-Yuri MACCHIAVELLI (ITA), 3B-Josh Matavesi (AUS)  
 Scorers: SHIH-CHUNG YUAN (TPE), Cindy CHAN (HKG), Wayne HORNG (TPE)  
 TC: Yutaka SHIBATA (JPN), Jose Augusto SANCHEZ PEREZ (MEX), Leo Agus CAHYONO (INA)  
 Start: 14:47 Time: 2:02 Attendance: 0 Weather: Cloudy - 29°C

# GAME SUMMARY - RESULTADO DEL JUEGO 47

## (SUPER ROUND – SUPER RONDA)



# CHINESE TAIPEI – KOREA



Aug 02, 2025 at Tainan (TPE) (ASPAC Youth)

Chinese Taipei.....002 000 027 - 11 11 3  
 Korea.....100 100 021 - 5 7 2

### Chinese Taipei 11

PLAYER	AB	R	H	BI	2B	3B	HR	BB	SB	CS	HP	SH	SF	SO	IBB	KL	GDP	PO	A	E
HU Cheng-en rf/lf	5	3	3	4	0	0	1	0	0	0	0	0	0	2	0	1	0	2	0	0
HSIEH Cheng-chun ss/p/ss	5	1	1	1	1	0	0	0	0	0	0	0	0	0	0	0	0	2	2	0
CHEN Qi-sheng 1b/3b	5	1	2	2	0	0	0	0	0	0	0	0	0	0	0	0	0	3	2	1
GU Meng-jie lf/rf/c	4	0	1	0	1	0	0	0	0	0	0	0	0	1	0	0	0	3	0	0
LEE Yun-ruen ph	1	0	0	0	0	0	0	0	0	0	0	0	0	0	0	0	0	0	0	0
HUANG Yu-qian p	0	0	0	0	0	0	0	0	0	0	0	0	0	0	0	0	0	0	0	0
LI Bing-rong cf	4	1	1	0	1	0	0	0	1	1	0	0	0	0	0	0	0	2	1	1
LI Cyuan-en c/p/c	3	1	0	0	0	0	0	1	0	0	0	0	0	1	1	0	0	3	3	0
WU Shang-cheng p/lb/rf	2	0	0	0	0	0	0	0	0	0	0	0	0	0	0	0	0	4	1	0
HO Chun rf	1	0	0	0	0	0	0	0	0	0	0	0	0	0	0	0	0	0	0	0
ZHANG Yun-en ph	1	0	0	0	0	0	0	0	0	0	0	0	0	1	0	0	0	0	0	0
CHUANG Ying-yi rf	0	0	0	0	0	0	0	0	0	0	0	0	0	0	0	0	0	1	0	0
LIN Shu-yan 2b	1	0	1	0	0	0	0	0	0	1	0	0	0	0	0	0	0	0	0	0
ZHONG Ding-xu p/lb	2	2	1	1	0	0	0	1	0	0	0	0	0	0	0	0	0	3	0	0
LIN Kai-chen 3b/ss/2b	2	2	1	0	0	0	0	1	0	0	0	1	0	0	0	0	0	4	3	1
Totals	36	11	11	8	3	0	1	3	1	2	0	1	0	5	1	1	0	27	12	3

### Korea 5

PLAYER	AB	R	H	BI	2B	3B	HR	BB	SB	CS	HP	SH	SF	SO	IBB	KL	GDP	PO	A	E
HA Jeongwoo ss/p/lb/rf	4	0	1	0	0	0	0	0	0	0	0	1	0	0	0	0	0	4	1	0
YANG Leo 2b/3b	4	1	2	0	0	0	0	1	1	0	0	0	0	2	1	1	0	1	2	0
KANG Giung rf/3b/ss	4	1	1	1	1	0	0	0	0	0	0	0	1	0	0	0	0	2	1	0
HONG Sunghyun 1b/3b/lb/p/1b	3	2	1	1	0	0	0	0	0	0	1	0	1	1	0	0	0	8	1	0
SEO Jeongan p/rf	2	0	0	0	0	0	0	1	0	0	0	0	0	0	0	0	0	1	1	0
KIM Doyoon ph/2b	0	0	0	0	0	0	0	0	0	0	0	1	0	0	0	0	0	0	2	1
KWON Yunseo 3b	0	0	0	0	0	0	0	0	0	0	0	1	0	0	0	0	0	0	1	0
LEE Jaeseung p/lb	2	0	1	0	0	0	0	0	0	0	0	0	0	0	0	0	0	1	2	1
CHOI Yunjae ph	1	0	1	1	0	0	0	0	0	0	0	0	0	0	0	0	0	0	0	0
LEE Jeongwoo pr/rf/p	0	0	0	0	0	0	0	0	0	0	0	0	0	0	0	0	0	0	0	0
HWANG Jaewon lf	3	0	0	1	0	0	0	0	1	0	0	1	0	0	0	0	0	2	0	0
MIN Donghyeon c	2	0	0	0	0	0	0	1	0	0	0	0	0	0	0	0	0	4	0	0
LEE Jeongwoo pr	0	0	0	0	0	0	0	0	0	0	0	0	0	0	0	0	0	0	0	0
KIM Jaeyun c	1	1	0	0	0	0	0	0	0	0	0	0	0	0	0	0	0	2	0	0
PARK Jihwan cf	2	0	0	1	0	0	0	1	0	0	0	0	0	1	0	0	0	2	0	0
KIM Dohong ph/cf	1	0	0	0	0	0	0	0	0	0	0	0	0	0	0	0	0	0	0	0
Totals	29	5	7	5	1	0	0	4	2	0	1	4	2	4	1	1	0	27	11	2

Chinese Taipei	IP	H	R	ER	BB	SO	WP	HP	BK	IBB	SH	SF	2B	3B	HR	AB	BF	FO	GO	NP
WU Shang-cheng	3.0	3	1	1	1	0	0	0	0	0	1	1	1	0	0	9	12	5	3	46
HSIEH Cheng-chun	0.2	2	1	1	2	0	0	0	0	0	0	0	0	0	0	4	6	1	1	29
ZHONG Ding-xu	1.1	0	0	0	0	1	0	1	0	0	0	0	0	0	0	4	5	0	3	22
LI Cyuan-en W,1-0	3.0	1	2	0	1	1	0	0	0	1	3	0	0	0	0	9	13	3	5	53
HUANG Yu-qian	1.0	1	1	0	0	2	0	0	0	0	0	1	0	0	0	3	4	1	0	13

Korea	IP	H	R	ER	BB	SO	WP	HP	BK	IBB	SH	SF	2B	3B	HR	AB	BF	FO	GO	NP
SEO Jeongan	3.1	5	2	2	0	2	0	0	0	0	0	0	1	0	1	14	14	4	3	46
LEE Jaeseung	4.1	4	2	1	0	2	0	0	0	0	1	0	1	0	0	15	16	6	4	66
HA Jeongwoo L,0-1	1.0	0	5	4	3	1	1	0	0	1	0	0	0	0	0	3	6	0	2	23
HONG Sunghyun	0.0	2	2	1	0	0	1	0	0	0	0	0	1	0	0	3	3	0	0	11
LEE Jeongwoo	0.1	0	0	0	0	0	0	0	0	0	0	0	0	0	0	1	1	0	1	4

Umpires: HP-Yuri MACCHIAVELLI (ITA), 1B-David de Jesus SOLIS PUENTE (MEX),  
 2B-Eric Bosquez Rodriguez (PAN), 3B-Josh Matavesi (AUS)  
 Scorers: Siu Chun MOK (HKG), Yun-Ting SU (TPE), Cindy CHAN (HKG)  
 TC: Jose Augusto SANCHEZ PEREZ (MEX), Jonathan MA (HKG)  
 Start: 18:15 Time: 3:14 Attendance: 0 Weather: Cloudy, 27°C

# GAME SUMMARY - RESULTADO DEL JUEGO 48

## (PLACEMENT ROUND – RONDA DE CLASIFICACIÓN)



# AUSTRALIA – PANAMA



Aug 03, 2025 at Tainan (TPE) (ASPAC B)

-----  
 Australia.....001 11 - 3 3 4  
 Panama.....011 92 - 13 11 2  
 -----

### Australia 3

PLAYER	AB	R	H	BI	2B	3B	HR	BB	SB	CS	HP	SH	SF	SO	IBB	KL	GDP	PO	A	E
JONES Logan Kade c	2	0	0	0	0	0	0	0	0	0	0	0	0	0	0	0	0	2	0	0
BEVAN Reef Andrew ph/c	1	0	0	0	0	0	0	0	0	0	0	0	0	0	0	0	0	1	0	0
UNCLE Ethan John rf	3	1	2	0	1	0	0	0	0	0	0	0	0	0	0	0	0	2	0	0
TOYE Phillip Alan ss	2	0	0	0	0	0	0	1	0	0	0	0	0	0	0	0	0	0	3	0
NINNIS Harvey Arman cf	2	1	0	1	0	0	0	1	0	0	0	0	0	1	0	0	0	1	0	0
MONCRIEFF Felix Geor lf	2	0	0	0	0	0	0	0	0	0	0	0	0	1	0	0	0	0	0	0
WATERS Jaxon William 3b	0	0	0	0	0	0	0	0	0	0	1	0	0	0	0	0	0	0	1	1
CLARKE Jack Leslie 3b/1b	2	0	0	0	0	0	0	0	0	0	0	0	0	0	0	0	0	0	0	0
MASUDA Luku p	0	0	0	0	0	0	0	0	0	0	0	0	0	0	0	0	0	0	0	0
MCCARTHY Billy Steph p/lf	1	0	0	1	0	0	0	0	0	0	0	0	0	0	0	0	0	0	0	0
HARDING Brock Dennis 1b	1	0	1	0	0	0	0	1	0	0	0	0	0	0	0	0	0	3	0	0
JOHNSON Izaac Anthon pr/lf/2b	1	0	0	0	0	0	0	0	1	0	0	0	0	0	0	0	0	3	0	0
TAYLOR Preston James p/2b	1	1	0	0	0	0	0	1	1	0	0	0	0	0	0	0	0	1	1	3
BEEZLEY Benjamin p	0	0	0	0	0	0	0	0	0	0	0	0	0	0	0	0	0	0	0	0
COUGHLIN Ezekiel And 2b/1b	1	0	0	0	0	0	0	1	0	0	0	0	0	0	0	0	0	1	0	0
Totals	19	3	3	2	1	0	0	5	2	0	1	0	0	2	0	0	0	14	5	4

### Panama 13

PLAYER	AB	R	H	BI	2B	3B	HR	BB	SB	CS	HP	SH	SF	SO	IBB	KL	GDP	PO	A	E
MONTILLA MIRANDA Max ss	4	2	2	3	0	0	0	0	2	0	0	0	0	0	0	0	0	0	2	1
CAMPOS GARZON Noah A c	3	1	0	0	0	0	0	1	0	0	0	0	0	0	0	0	0	3	1	0
CONCEPCION VELASQUEZ cf	4	2	3	4	1	0	1	0	0	0	0	0	0	0	0	0	0	1	0	0
RICHARDS RIVERA Orla lf	3	2	1	0	0	0	0	1	0	0	0	0	0	1	0	0	0	1	0	0
LEDEZMA SAMUDIO Gabr 1b	3	1	0	0	0	0	0	1	0	0	0	0	0	1	0	0	0	5	2	1
MARTINEZ DE LEON Fer 3b	3	1	3	2	0	0	0	0	2	0	0	0	0	0	0	0	0	0	1	0
RIOS SOTILLO Aymar Y ph	1	0	1	0	0	0	0	0	0	0	0	0	0	0	0	0	0	0	0	0
MARSHALL SAUCEDO Ty 2b	2	2	0	1	0	0	0	2	0	0	0	0	0	0	0	0	0	0	1	0
ZAPATA HERNANDEZ Ped rf	2	1	0	0	0	0	0	2	0	0	0	0	0	0	0	0	0	4	1	0
SANTOS VEGA Kelvin J p	0	0	0	0	0	0	0	0	0	0	0	0	0	0	0	0	0	0	1	0
CABALLERO CASTILLO C ph	1	0	0	0	0	0	0	0	0	0	0	0	0	0	0	0	0	0	0	0
RODRIGUEZ MARTINEZ A p	0	0	0	0	0	0	0	0	0	0	0	0	0	0	0	0	0	0	0	0
GRAJALES SALINAS Kha p	0	0	0	0	0	0	0	0	0	0	0	0	0	0	0	0	0	0	0	0
COUSINS PINZON Josep ph	1	1	0	1	0	0	0	0	1	0	0	0	0	0	0	0	0	0	0	0
CAMPOS YANEZ David Y ph	1	0	0	0	0	0	0	0	0	0	0	0	0	0	0	0	0	0	0	0
GONZALEZ LOPEZ Hecto p	1	0	1	1	0	0	0	0	0	0	0	0	0	0	0	0	0	1	0	0
Totals	29	13	11	12	1	0	1	7	5	0	0	0	0	2	0	0	0	15	9	2

Australia	IP	H	R	ER	BB	SO	WP	HP	BK	IBB	SH	SF	2B	3B	HR	AB	BF	FO	GO	NP
TAYLOR Preston James L,1-1	3.0	4	6	4	3	2	2	0	0	0	0	0	1	0	0	15	18	4	4	55
MASUDA Luku	0.0	2	4	3	2	0	0	0	0	0	0	0	0	0	0	2	4	0	0	18
MCCARTHY Billy Steph	1.0	3	3	1	2	0	0	0	1	0	0	0	0	0	1	8	10	2	1	25
BEEZLEY Benjamin	0.2	2	0	0	0	0	0	0	0	0	0	0	0	0	0	4	4	1	1	8

Panama	IP	H	R	ER	BB	SO	WP	HP	BK	IBB	SH	SF	2B	3B	HR	AB	BF	FO	GO	NP
SANTOS VEGA Kelvin J	2.0	2	0	0	2	2	0	0	0	0	0	0	0	0	0	8	10	2	2	39
RODRIGUEZ MARTINEZ A	1.0	1	1	1	1	0	0	0	0	0	0	0	1	0	0	5	6	1	2	26
GRAJALES SALINAS Kha W,1-0	1.0	0	1	1	1	0	2	0	1	0	0	0	0	0	0	3	4	1	2	14
GONZALEZ LOPEZ Hecto	1.0	0	1	1	1	0	1	1	0	0	0	0	0	0	0	3	5	2	1	26

Umpires: HP-Chuan-Mu CHENG (TPE), 1B-Seok-Min HWANG (KOR),  
 2B-WEN LUNG TSAO (TPE), 3B-Keita TSUCHIYA (JPN)  
 Scorers: Siu Chun MOK (HKG), Yun-Ting SU (TPE), Emily JOU (TPE)  
 TC: Roger TSAI (TPE), Chin-Tsai CHEN (TPE)  
 Start: 12:15 Time: undefined Attendance: 0 Weather: Cloudy, 29°C

# GAME SUMMARY - RESULTADO DEL JUEGO 48

(BRONZE MEDAL GAME – JUEGO POR LA MEDALLA DE BRONCE)



## KOREA – CHINESE TAIPEI



Aug 03, 2025 at Tainan (TPE) (ASPAC Youth)

-----  
 Korea.....001 010 - 2 6 0  
 Chinese Taipei.....000 000 - 0 5 0  
 -----

### Korea 2

PLAYER	AB	R	H	BI	2B	3B	HR	BB	SB	CS	HP	SH	SF	SO	IBB	KL	GDP	PO	A	E
YANG Leo 2b	3	0	1	0	0	0	0	0	0	0	0	0	0	0	0	0	0	0	2	0
HA Jeongwoo ss	3	0	1	2	0	0	0	0	1	0	0	0	0	0	0	0	0	0	1	0
KANG Giung lf/rf	3	0	0	0	0	0	0	0	0	0	0	0	0	1	0	0	0	4	0	0
KWON Yunseo p	3	0	1	0	0	0	0	0	0	0	0	0	0	0	0	0	0	0	1	0
CHOI Yunjae 3b	3	0	0	0	0	0	0	0	0	0	0	0	0	0	0	0	0	1	0	0
HWANG Jaewon cf/rf/lf	2	0	0	0	0	0	0	0	0	1	1	0	0	1	0	0	0	1	0	0
LEE Jaeseung 1b	2	0	0	0	0	0	0	0	0	0	0	0	0	0	0	0	0	6	0	0
MIN Donghyeon c	2	2	2	0	1	0	0	0	0	0	0	0	0	0	0	0	0	3	1	0
SEO Jeongan rf/cf	2	0	1	0	0	0	0	0	0	0	0	0	0	1	0	1	0	3	0	0
Totals	23	2	6	2	1	0	0	0	1	1	1	0	0	3	0	1	0	18	5	0

### Chinese Taipei 0

PLAYER	AB	R	H	BI	2B	3B	HR	BB	SB	CS	HP	SH	SF	SO	IBB	KL	GDP	PO	A	E
HU Cheng-en rf	3	0	0	0	0	0	0	0	0	0	0	0	0	3	0	1	0	1	0	0
HSIEH Cheng-chun ss/p	3	0	3	0	0	0	0	0	1	0	0	0	0	0	0	0	0	2	6	0
CHEN Qi-sheng 1b/3b	3	0	1	0	0	0	0	0	0	0	0	0	0	0	0	0	0	6	2	0
LI Cyuan-en c	3	0	0	0	0	0	0	0	0	0	0	0	0	0	0	0	0	2	1	0
LI Bing-rong cf	3	0	0	0	0	0	0	0	0	0	0	0	0	0	0	0	0	2	0	0
GU Meng-jie lf	2	0	1	0	1	0	0	0	0	0	0	0	0	0	0	0	0	1	0	0
ZHONG Ding-xu p/1b	2	0	0	0	0	0	0	0	0	0	0	0	0	0	0	0	0	2	1	0
WANG Wei 3b	1	0	0	0	0	0	0	0	0	0	0	0	0	0	0	0	0	1	0	0
LIN Shu-yan 2b	1	0	0	0	0	0	0	0	0	0	0	0	0	0	0	0	0	0	1	0
LIN Kai-chen 2b/ss	2	0	0	0	0	0	0	0	0	0	0	0	0	0	0	0	0	1	2	0
Totals	23	0	5	0	1	0	0	0	1	0	0	0	0	3	0	1	0	18	13	0

Korea	IP	H	R	ER	BB	SO	WP	HP	BK	IBB	SH	SF	2B	3B	HR	AB	BF	FO	GO	NP
KWON Yunseo W,2-0	6.0	5	0	0	0	3	0	0	0	0	0	0	1	0	0	23	23	10	5	76
Chinese Taipei	IP	H	R	ER	BB	SO	WP	HP	BK	IBB	SH	SF	2B	3B	HR	AB	BF	FO	GO	NP
ZHONG Ding-xu L,1-1	3.2	4	1	1	0	1	0	1	0	0	0	0	0	0	0	15	16	2	8	54
HSIEH Cheng-chun	2.1	2	1	1	0	2	0	0	0	0	0	0	1	0	0	8	8	2	2	30

Umpires: HP-Benjamin Nash (AUS), 1B-Rafael RAMIREZ CABRERA (MEX), 2B-Josh Matavesi (AUS),  
 3B-Keita TSUCHIYA (JPN), LF-DUFFY Harry Allan (RSA), RF-CHEN Chao-Chieh (TPE)  
 Scorers: Connie Stoyakovich (AUS), Emily JOU (TPE), Stephanie WINKLER (GER)  
 TC: Jonathan MA (HKG), Leo Agus CAHYONO (INA),  
 Yutaka SHIBATA (JPN), Calvin Chih-Shien YEH (TPE)  
 Start: 10:00 Time: 1:37 Attendance: 0 Weather: Cloudy, 28°C

# GAME SUMMARY - RESULTADO DEL JUEGO 50

## (WORLD CHAMPIONSHIP FINAL – FINAL POR EL CAMPEONATO MUNDIAL)



# JAPAN – USA



Aug 03, 2025 at Tainan (TPE) (ASPAC B)

```

-----
Japan.....100 000 - 1 3 0
United States of America.300 13(X) - 7 10 2
-----
    
```

### Japan 1

PLAYER	AB	R	H	BI	2B	3B	HR	BB	SB	CS	HP	SH	SF	SO	IBB	KL	GDP	PO	A	E
TOYAMA Taiki cf/rf	3	1	2	0	0	0	0	0	0	0	0	0	0	0	0	0	0	0	0	0
YOSHIZUKA Shinnosuke 2b/lb	3	0	0	0	0	0	0	0	0	0	0	0	0	0	0	0	0	2	3	0
IBARAKI Yunosuke p/ss	2	0	0	0	0	0	0	1	0	0	0	0	0	2	0	0	0	2	2	0
OHARA Sojiro rf/cf	3	0	0	0	0	0	0	0	0	0	0	0	0	1	0	1	0	1	0	0
TERADA Daichi 3b	2	0	1	0	0	0	0	1	0	0	0	0	0	0	0	0	0	0	1	0
HASHIMOTO Shotaro 1b/lf	2	0	0	0	0	0	0	0	0	0	0	0	0	1	0	1	0	7	0	0
OKAWA Kotaro ph	1	0	0	0	0	0	0	0	0	0	0	0	0	0	0	0	0	0	0	0
OGAWA TYLER lf	2	0	0	0	0	0	0	0	0	0	0	0	0	1	0	1	0	0	0	0
SHIMIZU Ryota p	0	0	0	0	0	0	0	0	0	0	0	0	0	0	0	0	0	0	0	0
SAHASHI Riku ph	1	0	0	0	0	0	0	0	0	0	0	0	0	1	0	0	0	0	0	0
FUKUYAMA Kosei ss/p/2b	2	0	0	0	0	0	0	0	0	0	0	0	0	0	0	0	0	1	2	0
KAWAZU Yugo c	1	0	0	0	0	0	0	0	0	0	1	0	0	0	0	0	0	2	2	0
Totals	22	1	3	0	0	0	0	2	0	0	1	0	0	6	0	3	0	15	10	0

### United States of America 7

PLAYER	AB	R	H	BI	2B	3B	HR	BB	SB	CS	HP	SH	SF	SO	IBB	KL	GDP	PO	A	E
HATCH Nolan Michael 2b	4	2	4	2	0	0	0	0	0	0	0	0	0	0	0	0	0	0	1	0
VALADEZ Kristian Uri 3b	2	0	0	0	0	0	0	2	0	0	0	0	0	1	0	0	1	0	1	0
CHIKODROFF Christoph 1b/rf	3	0	1	1	1	0	0	0	0	0	0	0	0	0	0	0	1	4	0	0
ELLIOTT JR Antonio L lf	1	1	0	0	0	0	0	1	1	0	0	0	0	0	0	0	0	1	0	0
SCHELL Barret Warren p	1	0	0	0	0	0	0	0	0	0	0	0	0	0	0	0	0	0	0	1
CARSON Jack Henry rf/lf	2	1	1	2	1	0	0	1	0	1	0	0	0	0	0	0	0	1	0	0
SPRAY Jaxon Baker p/lb	3	1	2	1	0	0	0	0	0	0	0	0	0	1	0	0	0	5	1	0
MOUNT Duncan Cooper cf	1	0	1	0	0	0	0	2	0	0	0	0	0	0	0	0	0	0	0	0
SAPP Kai Alexander pr/cf	0	1	0	0	0	0	0	0	0	0	0	0	0	0	0	0	0	0	0	0
MCGEE Russell Marzo ss	3	1	1	1	1	0	0	0	0	0	0	0	0	0	0	0	0	2	3	1
ROTH Radner Michael c	1	0	0	0	0	0	0	0	0	0	0	0	0	1	0	0	0	2	0	0
SUNDBY Hunter Matthe c	1	0	0	0	0	0	0	0	0	0	1	0	0	0	0	0	0	3	1	0
Totals	22	7	10	7	3	0	0	6	1	1	1	0	0	3	0	0	2	18	7	2

Japan	IP	H	R	ER	BB	SO	WP	HP	BK	IBB	SH	SF	2B	3B	HR	AB	BF	FO	GO	NP
IBARAKI Yunosuke L,1-1	0.2	3	3	3	3	0	0	0	0	0	0	0	1	0	0	4	7	0	1	30
FUKUYAMA Kosei	3.2	7	4	4	3	3	0	1	1	0	0	0	2	0	0	17	21	3	4	74
SHIMIZU Ryota	0.2	0	0	0	0	0	0	0	0	0	0	0	0	0	0	1	1	0	1	3

United States of America	IP	H	R	ER	BB	SO	WP	HP	BK	IBB	SH	SF	2B	3B	HR	AB	BF	FO	GO	NP
SPRAY Jaxon Baker	3.2	3	1	1	2	4	1	1	0	0	0	0	0	0	0	15	18	3	4	52
SCHELL Barret Warren W,1-0	2.1	0	0	0	0	2	0	0	0	0	0	0	0	0	0	7	7	2	3	24

Umpires: HP-David de Jesus SOLIS (MEX), 1B-Yuri MACCHIAVELLI (ITA), 2B-Eric Bosquez (PAN), 3B-WEN LUNG TSAO (TPE), LF-CHENG Chuan-Mu (TPE), RF-HWANG Seok-Min (KOR)

Scorers: Wayne HORNG (TPE), Siu Chun MOK (HKG), Cindy CHAN (HKG)

TC: Jonathan MA (HKG), Nicky TO (HKG), Roger TSAI (TPE), Chin-Tsai CHEN (TPE), Jose Augusto SANCHEZ PEREZ (MEX)

Start: 10:00 Time: 1:33 Attendance: 0 Weather: Cloudy, 29°C

# INDIVIDUAL LEADERS SUMMARY RESUMEN DE LIDERES INDIVIDUALES

(INCLUDING GAMES 1-50 – INCLUYENDO JUEGOS DEL 1 AL 50)

## BATTING LEADERS – LIDERES OFENSIVOS

### BATTING AVERAGE (min 1.6 PA/G)

1.	CHIKODROFF Christo, USA	.533
2.	HATCH Nolan Michae, USA	.522
3.	CLAUDIO PENA Erick, DOM	.500
-	CONCEPCION VELASQU, PAN	.500
-	HSIEH Cheng-chun, TPE	.500
-	PEREZ FRANSUA Albe, DOM	.500
7.	CHEN Qi-sheng, TPE	.481
8.	GARCIA SEGUNDO Sea, CUB	.478
9.	1 Tied at	.444

### SLUGGING PCT (min 1.6 PA/G)

1.	VALADEZ Kristian U, USA	1.050
2.	GARCIA SEGUNDO Sea, CUB	1.043
3.	CONCEPCION VELASQU, PAN	.864
4.	PEREZ FRANSUA Albe, DOM	.857
5.	GAXIOLA HIRALES Ga, MEX	.778
6.	HU Cheng-en, TPE	.741
7.	PEREZ MINIER Dilec, DOM	.722
8.	CHIKODROFF Christo, USA	.700
9.	CARSON Jack Henry, USA	.688
10.	3 Tied at	.667

### ON BASE PCT (min 1.6 PA/G)

1.	HSIEH Cheng-chun, TPE	.643
2.	MIN Donghyeon, KOR	.615
3.	YANG Leo, KOR	.607
4.	VALADEZ Kristian U, USA	.600
5.	HATCH Nolan Michae, USA	.593
6.	MOUNT Duncan Coope, USA	.579
-	VERA MAC DONALL Ma, CUB	.579
8.	CHIKODROFF Christo, USA	.563
-	PEREZ FRANSUA Albe, DOM	.563

### RUNS

1.	PARRA ROSARIO Luis, DOM	12
-	HATCH Nolan Michae, USA	12
-	HU Cheng-en, TPE	12
4.	CHIKODROFF Christo, USA	11
5.	TOYAMA Taiki, JPN	9
-	VALADEZ Kristian U, USA	9
7.	3 Tied at	8

### HITS

1.	CHIKODROFF Christo, USA	16
2.	CHEN Qi-sheng, TPE	13
3.	CLAUDIO PENA Erick, DOM	12
-	HATCH Nolan Michae, USA	12
5.	CONCEPCION VELASQU, PAN	11
-	GARCIA SEGUNDO Sea, CUB	11
7.	HSIEH Cheng-chun, TPE	10
-	HU Cheng-en, TPE	10
-	TOYAMA Taiki, JPN	10

### RBI

1.	VALADEZ Kristian U, USA	14
2.	HU Cheng-en, TPE	11
3.	CHEN Qi-sheng, TPE	10
-	CHIKODROFF Christo, USA	10
-	GARCIA SEGUNDO Sea, CUB	10
-	ZAYAS VARGAS Jadie, DOM	10
7.	PARRA ROSARIO Luis, DOM	9
8.	2 Tied at	8

### DOUBLES

1.	CHIKODROFF Christo, USA	5
2.	CARSON Jack Henry, USA	4
3.	ARMENTA MONCAYO Jo, MEX	3
-	CALVILLO Iker Dari, MEX	3
-	CHEN Qi-sheng, TPE	3
-	RAMBOUSEK Denis, CZE	3
-	ZAPATA PEREZ Bryan, DOM	3
8.	22 Tied at	2

### TRIPLES

1.	PEREZ FRANSUA Albe, DOM	2
2.	LIN Shu-yan, TPE	1
-	PARRA ROSARIO Luis, DOM	1
-	RIOS SOTILLO Aymar, PAN	1
-	TOYAMA Taiki, JPN	1

### HOMERUNS

1.	VALADEZ Kristian U, USA	4
-	GARCIA SEGUNDO Sea, CUB	4
3.	HU Cheng-en, TPE	3
4.	CONCEPCION VELASQU, PAN	2
-	GAXIOLA HIRALES Ga, MEX	2
-	TOYAMA Taiki, JPN	2
7.	19 Tied at	1

### TOTAL BASES

1.	GARCIA SEGUNDO Sea, CUB	24
2.	CHIKODROFF Christo, USA	21
-	VALADEZ Kristian U, USA	21
4.	HU Cheng-en, TPE	20
5.	CONCEPCION VELASQU, PAN	19
6.	TOYAMA Taiki, JPN	18
7.	CHEN Qi-sheng, TPE	16
-	PARRA ROSARIO Luis, DOM	16
9.	1 Tied at	14

### WALKS

1.	VALADEZ Kristian U, USA	10
2.	RODRIGUEZ MATEO Ca, DOM	9
3.	HU Cheng-en, TPE	8
4.	HSIEH Cheng-chun, TPE	7
-	LI Bing-rong, TPE	7
-	LI Cyuan-en, TPE	7
-	TERADA Daichi, JPN	7
-	VERA MAC DONALL Ma, CUB	7
9.	3 Tied at	6

### STOLEN BASES

1.	YANG Leo, KOR	10
2.	HA Jeongwoo, KOR	7
-	LLUCH DIAZ Maykol, CUB	7
4.	ZAMORA HERNANDEZ D, CUB	6
5.	HU Cheng-en, TPE	5
-	HWANG Jaewon, KOR	5
-	LIN Kai-chen, TPE	5
-	PENTON ZAYAS Yeiso, CUB	5
9.	7 Tied at	4

# INDIVIDUAL LEADERS SUMMARY RESUMEN DE LIDERES INDIVIDUALES

(INCLUDING GAMES 1-50 – INCLUYENDO JUEGOS DEL 1 AL 50)

## PITCHING LEADERS – LIDERES EN PITCHEO

### EARNED RUN AVG (min 1.0 IP/G)

1.	HASHIMOTO Shotaro, JPN	0.00
2.	ZAMORA HERNANDEZ D, CUB	0.58
3.	SHELL Barret Warr, USA	0.64
4.	ZHONG Ding-xu, TPE	0.95
5.	KWON Yunseo, KOR	1.17
6.	BLISS Brock Easton, USA	1.29
7.	LEE Jaeseung, KOR	1.59
8.	RAMIREZ SOCORRO Ya, CUB	2.18
9.	GRAJALES SALINAS K, PAN	2.25

### OPPOSING AVG (min 1.0 IP/G)

1.	HASHIMOTO Shotaro, JPN	.095
2.	GRAJALES SALINAS K, PAN	.111
3.	SHELL Barret Warr, USA	.125
4.	KWON Yunseo, KOR	.179
5.	LEE Jaeseung, KOR	.184
6.	BLISS Brock Easton, USA	.194
7.	ZAMORA HERNANDEZ D, CUB	.200
8.	TAYLOR Preston Jam, AUS	.205
9.	ZHONG Ding-xu, TPE	.224

### INNINGS PITCHED

1.	KWON Yunseo, KOR	15.1
2.	ZHONG Ding-xu, TPE	12.2
3.	HASHIMOTO Shotaro, JPN	12.0
4.	LEE Jaeseung, KOR	11.1
5.	RAMIREZ SOCORRO Ya, CUB	11.0
6.	ZAMORA HERNANDEZ D, CUB	10.1
7.	SALABOVA Adriana, CZE	9.2
-	TAYLOR Preston Jam, AUS	9.2
9.	1 Tied at	9.1

### STRIKEOUTS

1.	KWON Yunseo, KOR	14
-	ZAMORA HERNANDEZ D, CUB	14
-	ZHONG Ding-xu, TPE	14
4.	LEE Jaeseung, KOR	13
-	MOUNT Duncan Coope, USA	13
6.	BARTULIK Jeronym R, CZE	10
-	SHELL Barret Warr, USA	10
-	TOYE Phillip Alan, AUS	10
9.	1 Tied at	9

### WINS

1.	BLISS Brock Easton, USA	3
2.	CALVILLO Iker Dari, MEX	2
-	HASHIMOTO Shotaro, JPN	2
-	KWON Yunseo, KOR	2
-	LEE Jaeseung, KOR	2
6.	37 Tied at	1

### SAVES

1.	FUKUYAMA Kosei, JPN	1
-	GARCIA CORDOVA Die, MEX	1
-	HUANG Yu-qian, TPE	1
-	RODRIGUEZ MARTINEZ, PAN	1
-	SHELL Barret Warr, USA	1
-	SEO Jeongan, KOR	1
-	TRETERA Martin, CZE	1
-	WU Shang-cheng, TPE	1

### GAMES

1.	FUKUYAMA Kosei, JPN	5
-	MCCARTHY Billy Ste, AUS	5
-	TRETERA Martin, CZE	5
-	ZHONG Ding-xu, TPE	5
5.	15 Tied at	4

### GAMES STARTED

1.	KWON Yunseo, KOR	4
2.	MONTERO CONTRERAS, DOM	3
-	SAHASHI Riku, JPN	3
-	SALABOVA Adriana, CZE	3
5.	20 Tied at	2

### COMPLETE GAMES

1.	HASHIMOTO Shotaro, JPN	2
-	RAMIREZ SOCORRO Ya, CUB	2
3.	KWON Yunseo, KOR	1
-	PADRON MONTERREY J, CUB	1
-	ZAMORA HERNANDEZ D, CUB	1

### SHUTOUTS

1.	HASHIMOTO Shotaro, JPN	2
2.	KWON Yunseo, KOR	1
-	PADRON MONTERREY J, CUB	1
-	ZAMORA HERNANDEZ D, CUB	1

### LOSSES

1.	AMOS Kaleb Riley, RSA	2
-	BARENO GONZALEZ Br, MEX	2
-	SERVENKA Jan, CZE	2
-	CONCEPCION VELASQU, PAN	2
-	CROFTON William An, GER	2
-	MASUDA Luku, AUS	2
-	SAHASHI Riku, JPN	2
-	SALABOVA Adriana, CZE	2
-	YAN GIL Johan Seba, DOM	2
10.	30 Tied at	1

# INDIVIDUAL LEADERS SUMMARY RESUMEN DE LIDERES INDIVIDUALES

(INCLUDING GAMES 1-50 – INCLUYENDO JUEGOS DEL 1 AL 50)

## FIELDING LEADERS – LIDERES DEFENSIVOS

### PUTOUTS

1.	SPRAY Jaxon Baker, USA	49
2.	ESCALERA RODRIGUEZ, MEX	42
-	KAWAZU Yugo, JPN	42
4.	LI Cyuan-en, TPE	37
5.	TORRES DIAZ Yuceid, CUB	34
6.	YOSHIZUKA Shinnosu, JPN	32
7.	SERVENKA Jan, CZE	30
-	MIN Donghyeon, KOR	30
-	SUNDBY Hunter Matt, USA	30
-	ZAYAS VARGAS Jadie, DOM	30
11.	PEREZ MINIER Dilec, DOM	28
-	REYES PEREZ Yordan, CUB	28
13.	GAXIOLA HIRALES Ga, MEX	27
14.	CHEN Qi-sheng, TPE	25
15.	HONG Sunghyun, KOR	24
-	SAHASHI Riku, JPN	24
-	VERA MAC DONALL Ma, CUB	24
-	WIEDNER Eduard, CZE	24
19.	BEVAN Reef Andrew, AUS	23
-	CLAUDIO PENA Erick, DOM	23
-	COUSINS PINZON Jos, PAN	23
-	KIM Jaeyun, KOR	23
-	ROTH Radner Michae, USA	23
24.	WU Shang-cheng, TPE	22

### ASSISTS

1.	HSIEH Cheng-chun, TPE	20
2.	IBARAKI Yunosuke, JPN	19
3.	KRISCHOK Artin Joe, GER	18
4.	PEREZ RUIZ Emilian, MEX	17
5.	MCGEE Russell Marc, USA	15
-	RAMBOUSEK Denis, CZE	15
7.	MONTILLA MIRANDA M, PAN	14
8.	ARMENTA MONCAYO Jo, MEX	12
-	LIN Kai-chen, TPE	12
-	YANG Leo, KOR	12
11.	HATCH Nolan Michae, USA	11
-	VALADEZ Kristian U, USA	11
13.	HA Jeongwoo, KOR	10
-	LI Cyuan-en, TPE	10
-	PENTON ZAYAS Yeiso, CUB	10
-	RIOS SOTILLO Aymar, PAN	10
-	TOYE Phillip Alan, AUS	10
-	YOSHIZUKA Shinnosu, JPN	10
19.	8 Tied at	9

### ERRORS

1.	RAMBOUSEK Denis, CZE	8
2.	GROBLER Evan, RSA	6
3.	KRISCHOK Artin Joe, GER	5
-	SAGE Mason Cooper, RSA	5
5.	DOSTAL JiSi, CZE	4
-	PEREZ RUIZ Emilian, MEX	4
-	TAYLOR Preston Jam, AUS	4
-	UYS Casey, RSA	4
9.	GOMEZ GONZALEZ Ale, CUB	3
-	HATCH Nolan Michae, USA	3
-	LONG Jarred Stephe, RSA	3
-	MCGEE Russell Marc, USA	3
-	MONTILLA MIRANDA M, PAN	3
-	PEREZ MINIER Dilec, DOM	3
-	RODRIGUEZ MEDINA M, DOM	3
-	SAWYER Blaine Vern, RSA	3
-	ZAPATA PEREZ Bryan, DOM	3
18.	23 Tied at	2

### CAUGHT STEALING

1.	SUNDBY Hunter Matt, USA	4
-	WIEDNER Eduard, CZE	4
3.	KAWAZU Yugo, JPN	3
4.	HEDTLER Erik, GER	2
-	LATZKA TobiasS, CZE	2
6.	BEVAN Reef Andrew, AUS	1
-	CALVILLO Iker Dari, MEX	1
-	SERVENKA Jan, CZE	1
-	COUGHLIN Ezekiel A, AUS	1
-	GAXIOLA HIRALES Ga, MEX	1
-	HSIEH Cheng-chun, TPE	1
-	KANEKO Felix Corne, GER	1
-	LEE Jaeseung, KOR	1
-	LI Cyuan-en, TPE	1
-	MIN Donghyeon, KOR	1
-	MOUNT Duncan Coope, USA	1
-	PENKE Thore, GER	1
-	RODRIGUEZ MARTINEZ, PAN	1
-	SEO Jeongan, KOR	1
-	YANG Noah Junmo, GER	1
-	YOO Seojun, KOR	1
-	ZAYAS VARGAS Jadie, DOM	1

# TEAM'S STATS RANKING ESTADÍSTICAS POR EQUIPO

(INCLUDING GAMES 1-50 – INCLUYENDO JUEGOS DEL 1 AL 50)

## BATTING – BATEO

TEAM	AVG	G	AB	R	H	2B	3B	HR	RBI	TB	SLG%	BB	HP	SO	GDP	OB%	SF	SH	SB-ATT
United States	.381	9	226	77	86	20	0	7	71	127	.562	34	9	46	2	.476	2	4	10-12
Dominican Republic	.339	8	218	75	74	15	3	9	62	122	.560	30	7	49	1	.434	1	0	21-23
Cuba	.333	8	180	65	60	10	0	5	47	85	.472	36	11	40	1	.457	7	0	38-41
Japan	.325	9	206	64	67	11	1	4	49	92	.447	39	3	29	2	.434	3	0	16-19
Chinese Taipei	.305	9	213	69	65	11	1	3	58	87	.408	50	11	29	4	.457	2	5	29-35
Mexico	.289	8	187	40	54	15	0	3	32	78	.417	18	14	34	3	.391	1	1	4-5
Korea	.269	9	197	65	53	10	0	2	45	69	.350	35	17	35	0	.413	5	7	39-41
Panama	.247	7	166	39	41	5	1	2	28	54	.325	29	7	32	1	.377	2	1	20-21
Czechia	.238	8	172	36	41	8	0	1	26	52	.302	24	8	47	0	.356	1	1	16-17
Australia	.197	7	127	25	25	2	0	0	20	27	.213	28	2	38	0	.346	2	1	13-16
Germany	.146	7	123	12	18	1	0	0	7	19	.154	18	4	34	2	.276	0	2	6-8
South Africa	.064	7	94	4	6	0	0	0	0	2	.064	22	1	47	1	.248	0	0	2-8
<b>TOTALS</b>	<b>.280</b>	<b>48</b>	<b>2109</b>	<b>571</b>	<b>590</b>	<b>108</b>	<b>6</b>	<b>36</b>	<b>447</b>	<b>818</b>	<b>.388</b>	<b>363</b>	<b>94</b>	<b>460</b>	<b>17</b>	<b>.404</b>	<b>26</b>	<b>22</b>	<b>214-246</b>

## PITCHING – PITCHEO

TEAM	ERA	W-L	SV	IP	GS	CG	SHO	H	R	ER	BB	SO	2B	3B	HR	AB	B/Avg	WP	HP	BK	I	BB	SHA	SFA
United States	1.62	8-1	1	52.0	9	0	0	26	19	14	25	62	6	0	2	179	.145	7	13	3	0	4	0	
Cuba	1.95	5-3	0	43.0	8	4	2	32	18	14	17	42	2	1	0	158	.203	1	9	6	3	2	1	
Korea	2.15	7-2	1	53.0	9	1	1	35	23	19	25	54	6	0	1	191	.183	5	2	2	1	1	1	
Chinese Taipei	2.72	6-3	2	53.0	9	0	0	54	32	24	27	46	14	0	2	209	.258	6	3	0	1	5	2	
Japan	3.00	6-3	1	48.0	9	2	2	48	30	24	23	46	5	0	2	185	.259	7	4	4	0	2	1	
Mexico	3.94	4-4	1	45.2	8	0	0	39	38	30	33	40	7	0	3	177	.220	12	7	5	1	1	1	
Dominican Republic	4.50	4-4	0	44.0	8	0	0	51	49	33	28	43	6	0	4	182	.280	12	14	7	0	3	0	
Panama	4.89	3-4	1	38.0	7	0	0	35	34	31	26	29	8	0	4	147	.238	13	11	2	1	0	3	
Czechia	6.43	2-6	1	42.0	8	0	0	67	61	45	28	36	10	0	5	191	.351	11	7	3	0	3	2	
Australia	10.83	2-5	0	34.1	7	0	0	63	74	62	46	24	10	1	3	165	.382	14	9	8	0	0	5	
Germany	10.98	1-6	0	33.1	7	0	0	53	74	61	50	24	9	0	4	148	.358	22	8	4	0	0	4	
South Africa	16.48	0-7	0	27.2	7	0	0	87	119	76	35	14	25	4	6	177	.492	36	7	10	0	1	6	
<b>TOTALS</b>	<b>5.05</b>	<b>48-48</b>	<b>8</b>	<b>514.0</b>	<b>96</b>	<b>7</b>	<b>5</b>	<b>590</b>	<b>571</b>	<b>433</b>	<b>363</b>	<b>460</b>	<b>108</b>	<b>6</b>	<b>36</b>	<b>2109</b>	<b>.28</b>	<b>146</b>	<b>94</b>	<b>54</b>	<b>7</b>	<b>22</b>	<b>26</b>	

## DEFENSE – DEFENSA

TEAM	C	PO	A	E	DP	FLD%	CSB	SBA	SBA%	CI	PB
United States	230	156	63	11	2	.952	5	11	.688	0	3
Dominican Republic	197	132	51	14	3	.929	1	12	.923	0	0
Cuba	182	129	46	7	4	.962	0	4	1.000	0	0
Japan	224	144	72	8	6	.964	3	8	.727	0	1
Chinese Taipei	240	159	71	10	2	.958	2	4	.667	0	1
Mexico	212	137	65	10	4	.953	2	18	.900	0	2
Korea	218	159	52	7	3	.968	4	8	.667	0	1
Panama	168	114	46	8	3	.952	1	7	.875	0	2
Czechia	198	126	54	18	1	.909	7	35	.833	0	3
Australia	148	103	30	15	1	.899	2	35	.946	0	5
Germany	171	100	55	16	2	.906	5	42	.894	0	2
South Africa	146	83	28	35	3	.760	0	30	1.000	0	0
<b>TOTALS</b>	<b>2334</b>	<b>1542</b>	<b>633</b>	<b>159</b>	<b>34</b>	<b>.932</b>	<b>32</b>	<b>214</b>	<b>.870</b>	<b>0</b>	<b>20</b>

# TEAM'S STATS – ESTADÍSTICAS DE EQUIPO

(INCLUDING GAMES 1-48 – INCLUYENDO JUEGOS DEL 1 AL 48)



# AUSTRALIA

# AUS

Record: Tournament: 2-5 / Opening Round: 1-4 / Placement Round Group: 2-2

(All Games, Sorted by Batting Avg)

#	PLAYER	AVG	GP-GS	AB	R	H	2B	3B	HR	RBI	TB	SLG%	BB	HP	SO	GDP	OB%	SF	SH	SB-ATT
31	UNCLE Ethan John	.400	6-4	10	1	4	1	0	0	2	5	.500	0	0	1	0	.400	0	0	0-0
10	HARDING Brock Denn	.333	4-3	6	0	2	0	0	0	0	2	.333	1	0	2	0	.429	0	0	0-0
3	TOYE Phillip Alan	.308	6-5	13	3	4	0	0	0	2	4	.308	3	0	2	0	.438	0	0	2-3
16	KELLY Liam James	.300	5-4	10	3	3	0	0	0	2	3	.300	2	0	4	0	.417	0	0	2-3
5	TAYLOR Preston Jam	.286	6-4	7	3	2	0	0	0	1	2	.286	3	0	1	0	.500	0	0	3-3
17	NINNIS Harvey Arma	.250	6-5	12	4	3	0	0	0	2	3	.250	3	0	4	0	.400	0	0	1-1
11	BEVAN Reef Andrew	.250	6-4	8	2	2	1	0	0	3	3	.375	3	0	4	0	.417	1	0	0-1
13	COUGHLIN Ezekiel A	.250	7-3	4	0	1	0	0	0	0	1	.250	1	0	1	0	.400	0	0	2-2
6	ASTILL Isaiah Thom	.200	5-4	5	1	1	0	0	0	1	1	.200	1	0	3	0	.286	1	0	0-0
8	BEEZLEY Benjamin	.200	6-4	5	1	1	0	0	0	4	1	.200	4	0	1	0	.556	0	0	1-1
7	JOHNSON Izaac Anth	.143	7-4	7	3	1	0	0	0	1	1	.143	2	0	3	0	.333	0	1	1-1
9	MCCARTHY Billy Ste	.143	7-1	7	1	1	0	0	0	2	1	.143	1	0	2	0	.250	0	0	0-0
4	MASUDA Luku	.000	6-3	7	0	0	0	0	0	0	0	.000	2	0	2	0	.222	0	0	1-1
20	MONCRIEFF Felix Ge	.000	4-3	5	1	0	0	0	0	0	0	.000	0	1	2	0	.167	0	0	0-0
18	CLARKE Jack Leslie	.000	5-5	6	0	0	0	0	0	0	0	.000	0	0	1	0	.000	0	0	0-0
19	JONES Logan Kade	.000	4-3	8	0	0	0	0	0	0	0	.000	0	0	2	0	.000	0	0	0-0
21	WATERS Jaxon Willi	.000	5-2	3	1	0	0	0	0	0	0	.000	1	1	1	0	.400	0	0	0-0
25	REID Xander Paul	.000	6-2	4	1	0	0	0	0	0	0	.000	1	0	2	0	.200	0	0	0-0
<b>Totals</b>		<b>.197</b>		<b>127</b>	<b>25</b>	<b>25</b>	<b>2</b>	<b>0</b>	<b>0</b>	<b>20</b>	<b>27</b>	<b>.213</b>	<b>28</b>	<b>2</b>	<b>38</b>	<b>0</b>	<b>.346</b>	<b>2</b>	<b>1</b>	<b>13-16</b>
<b>Opponents</b>		<b>.382</b>		<b>165</b>	<b>74</b>	<b>63</b>	<b>10</b>	<b>1</b>	<b>3</b>	<b>63</b>	<b>84</b>	<b>.509</b>	<b>46</b>	<b>9</b>	<b>24</b>	<b>1</b>	<b>.524</b>	<b>5</b>	<b>0</b>	<b>35-37</b>

(All Games, Sorted by Earned Run Avg)

#	PLAYER	ERA	W-L	SV	IP	G	GS	CG	SHO	H	R	ER	BB	SO	2B	3B	HR	AB	B/Avg	WP	HP	BK	IBB	SHA	SFA
21	WATERS Jaxon Willi	0.00	0-0	0	0.0	1	0	0	0	2	5	4	2	0	0	0	0	2	.1000	1	2	0	0	0	0
31	UNCLE Ethan John	0.00	0-0	0	1.0	1	0	0	0	1	0	0	0	0	0	0	0	4	.250	0	0	0	0	0	0
9	MCCARTHY Billy Ste	3.18	1-0	0	5.2	5	0	0	0	8	8	3	7	5	4	0	1	26	.308	0	2	3	0	0	2
3	TOYE Phillip Alan	3.79	0-0	0	6.1	3	2	0	0	7	4	4	8	10	0	0	0	25	.280	0	2	1	0	0	0
5	TAYLOR Preston Jam	4.34	1-1	0	9.2	4	1	0	0	8	9	7	4	6	1	0	0	39	.205	3	0	2	0	0	0
8	BEEZLEY Benjamin	10.80	0-1	0	1.2	2	1	0	0	4	3	3	2	0	1	0	0	7	.571	0	1	0	0	0	2
4	MASUDA Luku	15.75	0-2	0	2.2	3	2	0	0	8	9	7	5	0	2	0	0	16	.500	1	0	1	0	0	0
13	COUGHLIN Ezekiel A	18.00	0-1	0	2.2	2	1	0	0	5	8	8	3	2	0	0	2	12	.417	2	0	0	0	0	0
19	JONES Logan Kade	27.00	0-0	0	1.1	1	0	0	0	6	7	6	2	0	1	0	0	10	.600	1	0	0	0	0	0
7	JOHNSON Izaac Anth	30.00	0-0	0	1.0	2	0	0	0	2	5	5	4	1	0	0	0	5	.400	3	0	0	0	0	0
25	REID Xander Paul	36.00	0-0	0	1.1	3	0	0	0	7	8	7	0	0	1	0	11	.636	3	2	1	0	0	0	
20	MONCRIEFF Felix Ge	42.00	0-0	0	1.0	1	0	0	0	5	8	7	2	0	1	0	0	8	.625	0	0	0	0	0	1
<b>Totals</b>		<b>10.83</b>	<b>2-5</b>	<b>0</b>	<b>34.1</b>	<b>7</b>	<b>7</b>	<b>0</b>	<b>0</b>	<b>63</b>	<b>74</b>	<b>62</b>	<b>46</b>	<b>24</b>	<b>10</b>	<b>1</b>	<b>3</b>	<b>165</b>	<b>.382</b>	<b>14</b>	<b>9</b>	<b>8</b>	<b>0</b>	<b>0</b>	<b>5</b>
<b>Opponents</b>		<b>3.83</b>	<b>5-2</b>	<b>0</b>	<b>36.0</b>	<b>7</b>	<b>7</b>	<b>0</b>	<b>0</b>	<b>25</b>	<b>25</b>	<b>23</b>	<b>28</b>	<b>38</b>	<b>2</b>	<b>0</b>	<b>0</b>	<b>127</b>	<b>.197</b>	<b>7</b>	<b>2</b>	<b>1</b>	<b>0</b>	<b>1</b>	<b>2</b>

(All Games, Sorted by Fielding Pct)

#	PLAYER	C	PO	A	E	DP	FLD%	CSB	SBA	SBA%	CI	PB
11	BEVAN Reef Andrew	24	23	1	0	0	1.000	1	15	.938	0	3
3	TOYE Phillip Alan	17	7	10	0	1	1.000	0	0	0	0	0
17	NINNIS Harvey Arma	8	7	1	0	0	1.000	0	0	0	0	0
10	HARDING Brock Denn	6	6	0	0	0	1.000	0	0	0	0	0
9	MCCARTHY Billy Ste	6	6	0	0	0	1.000	0	0	0	0	0
19	JONES Logan Kade	4	4	0	0	0	1.000	0	14	1.000	0	2
6	ASTILL Isaiah Thom	4	2	2	0	0	1.000	0	0	0	0	0
31	UNCLE Ethan John	3	3	0	0	0	1.000	0	0	0	0	0
16	KELLY Liam James	2	2	0	0	0	1.000	0	0	0	0	0
18	CLARKE Jack Leslie	12	11	0	1	0	.917	0	0	0	0	0
8	BEEZLEY Benjamin	11	10	0	1	1	.909	0	0	0	0	0
21	WATERS Jaxon Willi	8	0	7	1	0	.875	0	0	0	0	0
7	JOHNSON Izaac Anth	12	9	1	2	0	.833	0	0	0	0	0
5	TAYLOR Preston Jam	14	5	5	4	0	.714	0	1	1.000	0	0
13	COUGHLIN Ezekiel A	7	3	2	2	0	.714	1	0	.000	0	0
25	REID Xander Paul	3	1	1	1	0	.667	0	0	0	0	0
4	MASUDA Luku	5	3	0	2	0	.600	0	0	0	0	0
20	MONCRIEFF Felix Ge	2	1	0	1	0	.500	0	3	1.000	0	0
<b>Totals</b>		<b>148</b>	<b>103</b>	<b>30</b>	<b>15</b>	<b>1</b>	<b>.899</b>	<b>2</b>	<b>33</b>	<b>.943</b>	<b>0</b>	<b>5</b>
<b>Opponents</b>		<b>164</b>	<b>108</b>	<b>49</b>	<b>7</b>	<b>3</b>	<b>.957</b>	<b>3</b>	<b>13</b>	<b>.813</b>	<b>0</b>	<b>1</b>

# TEAM'S STATS – ESTADÍSTICAS DE EQUIPO

(INCLUDING GAMES 1-48 – INCLUYENDO JUEGOS DEL 1 AL 48)



## CUBA

## CUB

Record: Tournament: 5-3 / Opening Round: 2-3 / Placement Round Group: 5-0

(All Games, Sorted by Batting Avg)

#	PLAYER	AVG	GP-GS	AB	R	H	2B	3B	HR	RBI	TB	SLG%	BB	HP	SO	GDP	OB%	SF	SH	SB-ATT
1	PADRON MONTERREY J	1.000	4-1	2	3	2	1	0	0	3	3	1.500	1	1	0	0	1.000	0	0	0-0
14	GIRON GUZMAN Yeiso	.667	5-1	3	4	2	0	0	0	1	2	.667	2	0	0	0	.800	0	0	2-2
28	GOMEZ GONZALEZ Ale	.500	6-3	6	4	3	0	0	0	1	3	.500	2	0	0	1	.625	0	0	1-1
2	ALVAREZ MEDINA Mau	.500	4-0	2	1	1	0	0	0	1	1	.500	0	2	0	0	.750	0	0	0-0
32	ZAMORA SAFONT Yuni	.500	3-0	2	1	1	0	0	0	1	1	.500	0	0	0	0	.500	0	0	0-0
9	GARCIA SEGUNDO Sea	.478	8-8	23	8	11	1	0	4	10	24	1.043	2	0	4	0	.520	0	0	3-4
23	PRIETO GARCIA Dian	.400	5-1	5	1	2	0	0	0	2	2	.400	2	0	2	0	.571	0	0	0-0
27	LLUCH DIAZ Maykol	.333	8-8	21	4	7	1	0	0	8	8	.381	2	2	7	0	.379	4	0	7-7
13	NOA HERRERA Ronney	.333	3-0	3	3	1	1	0	0	1	2	.667	0	0	0	0	.333	0	0	1-1
24	TORRES DIAZ Yuceid	.313	8-8	16	2	5	1	0	1	7	9	.563	4	1	0	0	.455	1	0	2-3
99	CASTILLO DIEZ Ivan	.300	6-3	10	2	3	1	0	0	0	4	.400	2	1	5	0	.462	0	0	0-0
58	RAMIREZ SOCORRO Ya	.300	7-3	10	5	3	1	0	0	2	4	.400	2	0	5	0	.417	0	0	4-4
6	OSEGUERA LEYVA Jor	.300	7-6	10	4	3	0	0	0	2	3	.300	2	1	1	0	.462	0	0	2-3
12	VERA MAC DONALL Ma	.273	7-7	11	5	3	0	0	0	2	3	.273	7	1	3	0	.579	0	0	2-2
7	ZAMORA HERNANDEZ D	.261	8-8	23	8	6	2	0	0	5	8	.348	1	2	5	0	.321	2	0	6-6
44	GARCIA VERDECIA Xa	.250	4-1	4	1	1	0	0	0	1	1	.250	0	0	2	0	.250	0	0	2-2
11	PENTON ZAYAS Yeiso	.222	8-8	18	5	4	0	0	0	0	4	.222	5	0	2	0	.391	0	0	5-5
20	REYES PEREZ Yordan	.182	7-6	11	4	2	1	0	0	0	3	.273	2	0	4	0	.308	0	0	1-1
<b>Totals</b>		<b>.333</b>		<b>180</b>	<b>65</b>	<b>60</b>	<b>10</b>	<b>0</b>	<b>5</b>	<b>47</b>	<b>85</b>	<b>.472</b>	<b>36</b>	<b>11</b>	<b>40</b>	<b>1</b>	<b>.457</b>	<b>7</b>	<b>0</b>	<b>38-41</b>
<b>Opponents</b>		<b>.203</b>		<b>158</b>	<b>18</b>	<b>32</b>	<b>2</b>	<b>1</b>	<b>0</b>	<b>15</b>	<b>36</b>	<b>.228</b>	<b>17</b>	<b>9</b>	<b>42</b>	<b>2</b>	<b>.314</b>	<b>1</b>	<b>2</b>	<b>4-4</b>

(All Games, Sorted by Earned Run Avg)

#	PLAYER	ERA	W-L	SV	IP	G	GS	CG	SHO	H	R	ER	BB	SO	2B	3B	HR	AB	B/Avg	WP	HP	BK	IBB	SHA	SFA
9	GARCIA SEGUNDO Sea	0.00	1-0	0	3.0	1	1	0	0	0	0	0	1	6	0	0	0	9	.000	0	0	0	0	0	0
1	PADRON MONTERREY J	0.00	1-0	0	6.2	3	1	1	1	1	0	0	1	7	0	0	0	22	.045	0	0	1	0	0	0
2	ALVAREZ MEDINA Mau	0.00	0-0	0	1.2	2	0	0	0	2	0	0	0	2	0	0	0	7	.286	0	0	0	0	0	0
7	ZAMORA HERNANDEZ D	0.58	1-1	0	10.1	2	2	1	1	8	3	1	2	14	2	0	0	40	.200	0	1	2	1	0	0
58	RAMIREZ SOCORRO Ya	2.18	1-1	0	11.0	2	2	2	0	11	6	4	4	7	0	1	0	43	.256	0	2	1	0	0	1
44	GARCIA VERDECIA Xa	2.45	1-0	0	7.1	2	1	0	0	6	3	3	4	4	0	0	0	24	.250	0	3	0	2	2	0
28	GOMEZ GONZALEZ Ale	9.00	0-0	0	0.2	1	0	0	0	1	1	1	1	2	0	0	0	3	.333	0	1	1	0	0	0
20	REYES PEREZ Yordan	10.80	0-1	0	1.2	1	1	0	0	3	3	3	2	0	0	0	0	8	.375	1	1	1	0	0	0
32	ZAMORA SAFONT Yuni	18.00	0-0	0	0.2	1	0	0	0	0	2	2	2	0	0	0	0	2	.000	0	1	0	0	0	0
<b>Totals</b>		<b>1.95</b>	<b>5-3</b>	<b>0</b>	<b>43.0</b>	<b>8</b>	<b>8</b>	<b>4</b>	<b>2</b>	<b>32</b>	<b>18</b>	<b>14</b>	<b>17</b>	<b>42</b>	<b>2</b>	<b>1</b>	<b>0</b>	<b>158</b>	<b>.203</b>	<b>1</b>	<b>9</b>	<b>6</b>	<b>3</b>	<b>2</b>	<b>1</b>
<b>Opponents</b>		<b>6.44</b>	<b>3-5</b>	<b>2</b>	<b>41.0</b>	<b>8</b>	<b>8</b>	<b>1</b>	<b>1</b>	<b>60</b>	<b>65</b>	<b>44</b>	<b>36</b>	<b>40</b>	<b>10</b>	<b>0</b>	<b>5</b>	<b>180</b>	<b>.333</b>	<b>15</b>	<b>11</b>	<b>2</b>	<b>0</b>	<b>0</b>	<b>7</b>

(All Games, Sorted by Fielding Pct)

#	PLAYER	C	PO	A	E	DP	FLD%	CSB	SBA	SBA%	CI	PB
24	TORRES DIAZ Yuceid	43	34	9	0	0	1.000	0	4	1.000	0	0
20	REYES PEREZ Yordan	29	28	1	0	1	1.000	0	0	0	0	0
12	VERA MAC DONALL Ma	25	24	1	0	2	1.000	0	0	0	0	0
11	PENTON ZAYAS Yeiso	15	5	10	0	2	1.000	0	0	0	0	0
7	ZAMORA HERNANDEZ D	12	3	9	0	0	1.000	0	0	0	0	0
58	RAMIREZ SOCORRO Ya	11	6	5	0	2	1.000	0	0	0	0	0
6	OSEGUERA LEYVA Jor	10	6	4	0	1	1.000	0	0	0	0	0
44	GARCIA VERDECIA Xa	5	1	4	0	1	1.000	0	0	0	0	0
13	NOA HERRERA Ronney	3	3	0	0	0	1.000	0	0	0	0	0
14	GIRON GUZMAN Yeiso	3	3	0	0	0	1.000	0	0	0	0	0
27	LLUCH DIAZ Maykol	12	11	0	1	0	.917	0	0	0	0	0
9	GARCIA SEGUNDO Sea	3	2	0	1	0	.667	0	0	0	0	0
32	ZAMORA SAFONT Yuni	3	1	1	1	0	.667	0	0	0	0	0
28	GOMEZ GONZALEZ Ale	6	1	2	3	0	.500	0	0	0	0	0
23	PRIETO GARCIA Dian	2	1	0	1	0	.500	0	0	0	0	0
<b>Totals</b>		<b>182</b>	<b>129</b>	<b>46</b>	<b>7</b>	<b>4</b>	<b>.962</b>	<b>0</b>	<b>4</b>	<b>1.000</b>	<b>0</b>	<b>0</b>
<b>Opponents</b>		<b>187</b>	<b>123</b>	<b>44</b>	<b>20</b>	<b>3</b>	<b>.893</b>	<b>3</b>	<b>38</b>	<b>.927</b>	<b>0</b>	<b>3</b>

# TEAM'S STATS – ESTADÍSTICAS DE EQUIPO

(INCLUDING GAMES 1-48 – INCLUYENDO JUEGOS DEL 1 AL 48)



## CZECHIA

## CZE

Record: Tournament: 2-6 / Opening Round: 1-4 / Placement Round Group: 2-3

(All Games, Sorted by Batting Avg)

#	PLAYER	AVG	GP-GS	AB	R	H	2B	3B	HR	RBI	TB	SLG%	BB	HP	SO	GDP	OB%	SF	SH	SB-ATT
4	KUBAT Jakub	.556	6-3	9	1	5	1	0	0	4	6	.667	0	0	1	0	.556	0	0	3-3
3	DOSTAL JiSi	.429	6-1	7	1	3	1	0	0	1	4	.571	0	0	2	0	.429	0	1	1-1
15	RAMBOUSEK Denis	.364	8-8	22	4	8	3	0	0	4	11	.500	2	0	1	0	.417	0	0	1-1
28	WIEDNER Eduard	.300	7-6	10	5	3	0	0	0	2	3	.300	4	1	2	0	.533	0	0	2-2
13	RANDL Simon	.286	8-6	14	1	4	1	0	0	1	5	.357	0	0	2	0	.286	0	0	0-1
24	STSPANIK David	.273	8-8	22	7	6	0	0	0	4	6	.273	2	2	5	0	.385	0	0	4-4
6	SVOBODA Teodor	.267	7-6	15	3	4	0	0	0	1	4	.267	4	1	2	0	.450	0	0	3-3
18	JELINEK Filip	.250	4-1	4	0	1	0	0	0	2	1	.250	0	0	1	0	.250	0	0	0-0
16	PROCHAZKA Lev	.214	7-7	14	4	3	1	0	1	3	7	.500	3	1	5	0	.389	0	0	0-0
5	BENDA David	.200	7-7	10	4	2	0	0	0	0	2	.200	4	2	3	0	.500	0	0	1-1
1	LUKSISEK Jan	.143	7-1	7	1	1	0	0	0	3	1	.143	0	1	2	0	.222	1	0	0-0
21	SERVENKA Jan	.067	8-8	15	2	1	1	0	0	1	2	.133	1	0	7	0	.125	0	0	0-0
2	BARTULIK Jeronym R	.000	6-2	6	2	0	0	0	0	0	0	.000	2	0	3	0	.250	0	0	0-0
7	OKAS Dominik	.000	4-1	4	1	0	0	0	0	0	0	.000	0	0	1	0	.250	0	0	1-1
12	SALABOVA Adriana	.000	4-4	2	0	0	0	0	0	0	0	.000	1	0	2	0	.333	0	0	0-0
10	LATZKA TobiasS	.000	4-2	5	0	0	0	0	0	0	0	.000	0	0	4	0	.400	0	0	0-0
23	SKRABAL Theodor Ji	.000	6-1	5	0	0	0	0	0	0	0	.000	0	0	3	0	.000	0	0	0-0
11	TRETERA Martin	.000	6-0	1	0	0	0	0	0	0	0	.000	1	0	1	0	.500	0	0	0-0
<b>Totals</b>		<b>.238</b>		<b>172</b>	<b>36</b>	<b>41</b>	<b>8</b>	<b>0</b>	<b>1</b>	<b>26</b>	<b>52</b>	<b>.302</b>	<b>24</b>	<b>8</b>	<b>47</b>	<b>0</b>	<b>.356</b>	<b>1</b>	<b>1</b>	<b>16-17</b>
<b>Opponents</b>		<b>.351</b>		<b>191</b>	<b>61</b>	<b>67</b>	<b>10</b>	<b>0</b>	<b>5</b>	<b>47</b>	<b>92</b>	<b>.482</b>	<b>28</b>	<b>7</b>	<b>36</b>	<b>0</b>	<b>.447</b>	<b>2</b>	<b>3</b>	<b>35-42</b>

(All Games, Sorted by Earned Run Avg)

#	PLAYER	ERA	W-L	SV	IP	G	GS	CG	SHO	H	R	ER	BB	SO	2B	3B	HR	AB	B/Avg	WP	HP	BK	IBB	SHA	SFA
7	OKAS Dominik	0.00	0-0	0	0.1	1	0	0	0	0	0	0	0	0	0	0	0	1	.000	0	0	0	0	0	0
28	WIEDNER Eduard	0.00	0-0	0	0.2	1	0	0	0	0	0	0	0	0	0	0	0	2	.000	0	0	0	0	0	0
18	JELINEK Filip	1.80	1-0	0	3.1	3	0	0	0	4	2	1	4	2	0	0	1	13	.308	2	1	0	0	0	0
11	TRETERA Martin	3.79	0-0	1	6.1	5	0	0	0	9	6	4	5	7	1	0	0	28	.321	2	0	0	0	1	0
2	BARTULIK Jeronym R	3.91	1-1	0	7.2	4	2	0	0	5	7	5	7	10	0	0	0	29	.172	1	0	1	0	1	0
12	SALABOVA Adriana	4.34	0-2	0	9.2	3	3	0	0	13	8	7	5	5	1	0	0	38	.342	1	1	0	0	0	0
13	RANDL Simon	6.00	0-1	0	2.0	1	1	0	0	3	3	2	1	3	1	0	0	9	.333	2	1	1	0	1	0
21	SERVENKA Jan	6.75	0-2	0	5.1	2	2	0	0	8	9	6	3	3	2	0	1	23	.348	1	2	1	0	0	1
6	SVOBODA Teodor	9.00	0-0	0	2.2	3	0	0	0	7	6	4	1	2	1	0	1	16	.438	0	0	0	0	0	0
3	DOSTAL JiSi	18.00	0-0	0	1.0	1	0	0	0	4	3	3	0	0	0	0	1	6	.667	1	1	0	0	0	0
15	RAMBOUSEK Denis	18.00	0-0	0	1.2	2	0	0	0	7	5	5	0	2	2	0	1	13	.538	0	0	0	0	0	0
23	SKRABAL Theodor Ji	36.00	0-0	0	1.1	2	0	0	0	7	12	8	2	2	2	0	0	13	.538	1	1	0	0	0	1
<b>Totals</b>		<b>6.43</b>	<b>2-6</b>	<b>1</b>	<b>42.0</b>	<b>8</b>	<b>8</b>	<b>0</b>	<b>0</b>	<b>67</b>	<b>61</b>	<b>45</b>	<b>28</b>	<b>36</b>	<b>10</b>	<b>0</b>	<b>5</b>	<b>191</b>	<b>.351</b>	<b>11</b>	<b>7</b>	<b>3</b>	<b>0</b>	<b>3</b>	<b>2</b>
<b>Opponents</b>		<b>3.68</b>	<b>6-2</b>	<b>0</b>	<b>44.0</b>	<b>8</b>	<b>8</b>	<b>1</b>	<b>1</b>	<b>41</b>	<b>36</b>	<b>27</b>	<b>24</b>	<b>47</b>	<b>8</b>	<b>0</b>	<b>1</b>	<b>172</b>	<b>.238</b>	<b>12</b>	<b>8</b>	<b>5</b>	<b>0</b>	<b>1</b>	<b>1</b>

(All Games, Sorted by Fielding Pct)

#	PLAYER	C	PO	A	E	DP	FLD%	CSB	SBA	SBA%	CI	PB
28	WIEDNER Eduard	30	24	6	0	0	1.000	4	23	.852	0	2
24	STSPANIK David	14	14	0	0	0	1.000	0	0	0	0	0
4	KUBAT Jakub	6	5	1	0	0	1.000	0	0	0	0	0
23	SKRABAL Theodor Ji	4	3	1	0	0	1.000	0	0	0	0	0
12	SALABOVA Adriana	3	1	2	0	0	1.000	0	0	0	0	0
2	BARTULIK Jeronym R	3	2	1	0	0	1.000	0	0	0	0	0
7	OKAS Dominik	3	3	0	0	0	1.000	0	0	0	0	0
16	PROCHAZKA Lev	2	1	1	0	0	1.000	0	0	0	0	0
18	JELINEK Filip	2	0	2	0	0	1.000	0	0	0	0	0
11	TRETERA Martin	1	0	1	0	0	1.000	0	0	0	0	0
21	SERVENKA Jan	33	30	2	1	1	.970	1	0	.000	0	0
6	SVOBODA Teodor	18	9	8	1	1	.944	0	0	0	0	0
10	LATZKA TobiasS	15	10	4	1	0	.933	2	12	.857	0	0
5	BENDA David	17	6	9	2	0	.882	0	0	0	0	0
15	RAMBOUSEK Denis	32	9	15	8	0	.750	0	0	0	0	0
13	RANDL Simon	4	3	0	1	0	.750	0	0	0	0	1
3	DOSTAL JiSi	11	6	1	4	0	.636	0	0	0	0	0
<b>Totals</b>		<b>198</b>	<b>126</b>	<b>54</b>	<b>18</b>	<b>1</b>	<b>.909</b>	<b>7</b>	<b>35</b>	<b>.833</b>	<b>0</b>	<b>3</b>
<b>Opponents</b>		<b>195</b>	<b>132</b>	<b>52</b>	<b>11</b>	<b>0</b>	<b>.944</b>	<b>1</b>	<b>16</b>	<b>.941</b>	<b>0</b>	<b>0</b>

# TEAM'S STATS – ESTADÍSTICAS DE EQUIPO

(INCLUDING GAMES 1-48 – INCLUYENDO JUEGOS DEL 1 AL 48)



## DOMINICAN REPUBLIC

DOM

Record: Tournament: 4-4 / Opening Round: 3-2 / Super Round Group: 1-4

(All Games, Sorted by Batting Avg)

#	PLAYER	AVG	GP-GS	AB	R	H	2B	3B	HR	RBI	TB	SLG%	BB	HP	SO	GDP	OB%	SF	SH	SB-ATT
16	CRUZ DIAZ Jean Car	.571	4-1	7	3	4	1	0	1	4	8	1.143	0	0	2	0	.571	0	0	0-0
14	CLAUDIO PENA Erick	.500	7-7	24	7	12	2	0	0	1	14	.583	1	1	3	0	.538	0	0	2-2
29	PEREZ FRANSUA Albe	.500	5-5	14	6	7	1	2	0	3	12	.857	1	1	5	0	.563	0	0	3-3
44	PEREZ MINIER Dilec	.444	6-5	18	5	8	2	0	1	7	13	.722	1	0	3	0	.474	0	0	2-2
32	SANCHEZ URBAEZ Lui	.400	2-1	5	2	2	0	0	0	1	2	.400	0	0	0	0	.400	0	0	0-0
3	PARRA ROSARIO Luis	.375	8-8	24	12	9	2	1	1	9	16	.667	2	3	6	1	.483	0	0	3-4
22	KELLY BARETT Yosue	.375	4-2	8	1	3	1	0	0	3	4	.500	1	0	3	0	.444	0	0	0-0
35	ZAPATA PEREZ Bryan	.368	6-6	19	6	7	3	0	0	6	10	.526	0	0	3	0	.350	1	0	2-2
42	ZAYAS VARGAS Jadie	.333	8-6	18	7	6	2	0	1	10	11	.611	5	0	2	0	.478	0	0	1-1
23	DE LOS SANTOS CAST	.333	4-3	9	3	3	0	0	0	0	3	.333	2	0	0	0	.455	0	0	0-0
17	YAN GIL Johan Seba	.333	3-2	3	1	1	0	0	1	2	4	1.333	0	0	1	0	.333	0	0	0-0
38	RODRIGUEZ MEDINA M	.235	7-6	17	3	4	0	0	1	5	7	.412	2	1	10	0	.350	0	0	2-3
5	RODRIGUEZ MATEO Ca	.200	7-7	15	6	3	0	0	1	5	6	.400	9	0	3	0	.500	0	0	4-4
30	MONTERO CONTRERAS	.200	3-3	5	2	1	1	0	0	0	2	.400	0	0	3	0	.200	0	0	0-0
8	MERCEDES RIVERA El	.154	6-4	13	4	2	0	0	1	2	5	.385	4	1	2	0	.389	0	0	0-0
10	VASQUEZ DIAZ Angel	.143	5-1	7	4	1	0	0	0	1	1	.143	1	0	1	0	.250	0	0	0-0
4	LUIS PANIAGUA Dani	.111	6-3	9	3	1	0	0	1	3	4	.444	1	0	1	0	.200	0	0	2-2
74	GOMEZ DURAN Yostin	.000	2-2	3	0	0	0	0	0	0	0	.000	0	0	1	0	.000	0	0	0-0
<b>Totals</b>		<b>.339</b>		<b>218</b>	<b>75</b>	<b>74</b>	<b>15</b>	<b>3</b>	<b>9</b>	<b>62</b>	<b>122</b>	<b>.560</b>	<b>30</b>	<b>7</b>	<b>49</b>	<b>1</b>	<b>.434</b>	<b>1</b>	<b>0</b>	<b>21-23</b>
<b>Opponents</b>		<b>.280</b>		<b>182</b>	<b>49</b>	<b>51</b>	<b>6</b>	<b>0</b>	<b>4</b>	<b>38</b>	<b>69</b>	<b>.379</b>	<b>28</b>	<b>14</b>	<b>43</b>	<b>1</b>	<b>.415</b>	<b>0</b>	<b>3</b>	<b>12-13</b>

(All Games, Sorted by Earned Run Avg)

#	PLAYER	ERA	W-L	SV	IP	G	GS	CG	SHO	H	R	ER	BB	SO	2B	3B	HR	AB	B/Avg	WP	HP	BK	IBB	SHA	SFA
22	KELLY BARETT Yosue	0.00	1-0	0	2.0	1	0	0	0	0	0	0	3	2	0	0	0	6	.000	0	0	0	0	0	0
38	RODRIGUEZ MEDINA M	0.00	0-0	0	4.0	3	0	0	0	3	0	0	0	4	1	0	0	15	.200	0	1	1	0	0	0
8	MERCEDES RIVERA El	0.00	0-0	0	0.1	1	0	0	0	0	0	0	0	0	0	0	0	1	.000	0	0	0	0	0	0
74	GOMEZ DURAN Yostin	1.89	0-1	0	6.1	2	2	0	0	7	9	2	4	5	1	0	1	28	.250	3	2	0	0	1	0
30	MONTERO CONTRERAS	2.35	0-0	0	7.2	3	3	0	0	5	3	3	6	8	0	0	1	27	.185	1	1	0	0	0	0
3	PARRA ROSARIO Luis	3.60	0-0	0	1.2	1	0	0	0	1	2	1	1	1	1	0	0	5	.200	0	0	0	0	1	0
42	ZAYAS VARGAS Jadie	4.00	1-0	0	3.0	2	0	0	0	2	2	2	1	3	0	0	0	12	.167	2	1	2	0	0	0
16	CRUZ DIAZ Jean Car	4.50	0-0	0	1.1	2	0	0	0	1	1	1	1	4	0	0	1	5	.200	0	0	0	0	0	0
14	CLAUDIO PENA Erick	4.91	0-0	0	3.2	4	0	0	0	6	4	3	0	1	1	0	1	17	.353	3	1	1	0	1	0
17	YAN GIL Johan Seba	5.00	0-2	0	6.0	3	2	0	0	3	8	5	6	7	0	0	0	19	.158	2	7	3	0	0	0
5	RODRIGUEZ MATEO Ca	9.00	1-1	0	4.2	3	1	0	0	14	11	7	1	4	0	0	0	29	.483	0	1	0	0	0	0
35	ZAPATA PEREZ Bryan	9.00	1-0	0	2.2	3	0	0	0	3	4	4	5	3	0	0	0	10	.300	0	0	0	0	0	0
4	LUIS PANIAGUA Dani	45.00	0-0	0	0.2	1	0	0	0	6	5	5	0	1	2	0	0	8	.750	1	0	0	0	0	0
<b>Totals</b>		<b>4.50</b>	<b>4-4</b>	<b>0</b>	<b>44.0</b>	<b>8</b>	<b>8</b>	<b>0</b>	<b>0</b>	<b>51</b>	<b>49</b>	<b>33</b>	<b>28</b>	<b>43</b>	<b>6</b>	<b>0</b>	<b>4</b>	<b>182</b>	<b>.280</b>	<b>12</b>	<b>14</b>	<b>7</b>	<b>0</b>	<b>3</b>	<b>0</b>
<b>Opponents</b>		<b>7.07</b>	<b>4-4</b>	<b>2</b>	<b>45.0</b>	<b>8</b>	<b>8</b>	<b>0</b>	<b>0</b>	<b>74</b>	<b>75</b>	<b>53</b>	<b>30</b>	<b>49</b>	<b>15</b>	<b>3</b>	<b>9</b>	<b>218</b>	<b>.339</b>	<b>20</b>	<b>7</b>	<b>6</b>	<b>0</b>	<b>0</b>	<b>1</b>

(All Games, Sorted by Fielding Pct)

#	PLAYER	C	PO	A	E	DP	FLD%	CSB	SBA	SBA%	CI	PB
3	PARRA ROSARIO Luis	10	6	4	0	1	1.000	0	0	0	0	0
23	DE LOS SANTOS CAST	9	2	7	0	0	1.000	0	0	0	0	0
5	RODRIGUEZ MATEO Ca	7	6	1	0	0	1.000	0	0	0	0	0
10	VASQUEZ DIAZ Angel	4	2	2	0	0	1.000	0	0	0	0	0
29	PEREZ FRANSUA Albe	3	3	0	0	0	1.000	0	0	0	0	0
32	SANCHEZ URBAEZ Lui	3	1	2	0	0	1.000	0	0	0	0	0
17	YAN GIL Johan Seba	3	1	2	0	0	1.000	0	0	0	0	0
16	CRUZ DIAZ Jean Car	2	2	0	0	0	1.000	0	0	0	0	0
22	KELLY BARETT Yosue	2	2	0	0	0	1.000	0	0	0	0	0
74	GOMEZ DURAN Yostin	2	0	2	0	0	1.000	0	0	0	0	0
30	MONTERO CONTRERAS	1	0	1	0	0	1.000	0	0	0	0	0
42	ZAYAS VARGAS Jadie	33	30	2	1	1	.970	1	4	.800	0	0
14	CLAUDIO PENA Erick	32	23	7	2	2	.938	0	0	0	0	0
44	PEREZ MINIER Dilec	32	28	1	3	0	.906	0	7	1.000	0	0
8	MERCEDES RIVERA El	9	6	2	1	0	.889	0	1	1.000	0	0
4	LUIS PANIAGUA Dani	8	5	2	1	0	.875	0	0	0	0	0
35	ZAPATA PEREZ Bryan	19	9	7	3	1	.842	0	0	0	0	0
38	RODRIGUEZ MEDINA M	18	6	9	3	1	.833	0	0	0	0	0
<b>Totals</b>		<b>197</b>	<b>132</b>	<b>51</b>	<b>14</b>	<b>3</b>	<b>.929</b>	<b>1</b>	<b>12</b>	<b>.923</b>	<b>0</b>	<b>0</b>
<b>Opponents</b>		<b>207</b>	<b>135</b>	<b>55</b>	<b>17</b>	<b>3</b>	<b>.918</b>	<b>2</b>	<b>21</b>	<b>.913</b>	<b>0</b>	<b>4</b>

# TEAM'S STATS – ESTADÍSTICAS DE EQUIPO

(INCLUDING GAMES 1-48 – INCLUYENDO JUEGOS DEL 1 AL 48)



## GERMANY

## GER

Record: Tournament: 1-6 / Opening Round: 0-5 / Placement Round Group: 1-3

(All Games, Sorted by Batting Avg)

#	PLAYER	AVG	GP-GS	AB	R	H	2B	3B	HR	RBI	TB	SLG%	BB	HP	SO	GDP	OB%	SF	SH	SB-ATT
11	ROUSSEAU Jonah	.385	7-7	13	2	5	0	0	0	0	5	.385	2	0	3	0	.467	0	1	1-1
19	HEDTLER Erik	.286	5-3	7	0	2	0	0	0	1	2	.286	0	0	1	0	.286	0	0	0-0
7	KANEKO Felix Corne	.231	7-7	13	2	3	0	0	0	0	3	.231	4	1	3	0	.444	0	0	2-3
5	BUTT Jona	.167	5-4	6	1	1	0	0	0	0	1	.167	1	0	0	1	.286	0	0	1-1
8	PENKE Thore	.167	4-3	6	0	1	0	0	0	2	1	.167	0	0	3	0	.167	0	0	0-0
12	BRAUCH Mona Duja	.154	7-5	13	0	2	0	0	0	1	2	.154	0	1	3	0	.214	0	0	0-0
18	SCHUMACHER MilosS	.143	6-6	14	1	2	0	0	0	1	2	.143	1	0	7	0	.200	0	0	2-2
2	KRUGER Tim Logan	.100	6-4	10	2	1	1	0	0	1	2	.200	0	1	0	0	.182	0	0	0-0
9	KRISCHOK Artin Joe	.071	7-7	14	3	1	0	0	0	0	1	.71	3	1	5	0	.278	0	0	0-1
6	YANG Noah Junmo	.000	3-0	2	0	0	0	0	0	0	0	.000	0	0	1	0	.000	0	0	0-0
15	ATTRIDGE Sam Wayne	.000	3-2	6	0	0	0	0	0	0	0	.000	0	0	3	1	.000	0	0	0-0
4	STROBEL Tim	.000	3-1	2	0	0	0	0	0	1	0	.000	1	0	0	0	.333	0	0	0-0
1	SLATON Dexter Timo	.000	3-1	0	0	0	0	0	0	0	0	.000	1	0	0	0	1.000	0	0	0-0
13	SCHLOFFEL Luis Joh	.000	3-1	1	0	0	0	0	0	0	0	.000	0	0	0	0	.000	0	0	0-0
17	SCHLOFFEL Ben Jan-	.000	5-3	5	0	0	0	0	0	0	0	.000	0	0	2	0	.000	0	1	0-0
20	HOLZHEY Moritz Ste	.000	2-1	2	1	0	0	0	0	0	0	.000	1	0	2	0	.333	0	0	0-0
14	CROFTON William An	.000	2-2	1	0	0	0	0	0	0	0	.000	0	0	1	0	.000	0	0	0-0
10	AWOKOU Azuma Danie	.000	6-6	8	0	0	0	0	0	0	0	.000	4	0	0	0	.333	0	0	0-0
<b>Totals</b>		<b>.146</b>		<b>123</b>	<b>12</b>	<b>18</b>	<b>1</b>	<b>0</b>	<b>0</b>	<b>7</b>	<b>19</b>	<b>.154</b>	<b>18</b>	<b>4</b>	<b>34</b>	<b>2</b>	<b>.276</b>	<b>0</b>	<b>2</b>	<b>6-8</b>
<b>Opponents</b>		<b>.358</b>		<b>148</b>	<b>74</b>	<b>53</b>	<b>9</b>	<b>0</b>	<b>4</b>	<b>53</b>	<b>74</b>	<b>.5</b>	<b>50</b>	<b>8</b>	<b>24</b>	<b>1</b>	<b>.529</b>	<b>4</b>	<b>0</b>	<b>42-47</b>

(All Games, Sorted by Earned Run Avg)

#	PLAYER	ERA	W-L	SV	IP	G	GS	CG	SHO	H	R	ER	BB	SO	2B	3B	HR	AB	B/Avg	WP	HP	BK	IBB	SHA	SFA
9	KRISCHOK Artin Joe	0.00	0-0	0	0.2	1	0	0	0	0	0	0	2	1	0	0	0	1	.000	1	0	0	0	0	1
11	ROUSSEAU Jonah	0.00	0-0	0	0.2	1	0	0	0	2	0	0	0	0	0	0	0	3	.667	0	0	0	0	0	0
7	KANEKO Felix Corne	3.75	1-1	0	8.0	2	2	0	0	11	12	5	4	6	2	0	0	37	.297	1	1	2	0	0	0
5	BUTT Jona	7.71	0-1	0	4.2	2	1	0	0	8	7	6	4	3	2	0	0	21	.381	5	3	1	0	0	1
14	CROFTON William An	11.45	0-2	0	3.2	2	2	0	0	3	7	7	6	6	0	0	0	12	.250	2	2	0	0	0	1
13	SCHLOFFEL Luis Joh	13.50	0-1	0	2.2	3	1	0	0	3	6	6	9	1	1	0	0	10	.300	2	1	0	0	0	0
6	YANG Noah Junmo	14.73	0-0	0	3.2	3	0	0	0	6	9	9	6	1	1	0	1	15	.400	0	0	0	0	0	1
12	BRAUCH Mona Duja	16.00	0-0	0	6.0	4	0	0	0	12	18	16	8	4	1	0	1	32	.375	5	1	0	0	0	0
19	HEDTLER Erik	18.00	0-1	0	2.0	1	1	0	0	4	6	6	1	1	0	1	1	8	.500	1	0	1	0	0	0
18	SCHUMACHER MilosS	18.00	0-0	0	0.2	1	0	0	0	3	3	2	1	1	0	0	1	5	.600	2	0	0	0	0	0
17	SCHLOFFEL Ben Jan-	45.00	0-0	0	0.2	1	0	0	0	1	6	5	4	0	1	0	0	4	.250	3	0	0	0	0	0
<b>Totals</b>		<b>11.16</b>	<b>1-6</b>	<b>0</b>	<b>33.1</b>	<b>7</b>	<b>7</b>	<b>0</b>	<b>0</b>	<b>53</b>	<b>74</b>	<b>62</b>	<b>50</b>	<b>24</b>	<b>9</b>	<b>0</b>	<b>4</b>	<b>148</b>	<b>.358</b>	<b>22</b>	<b>8</b>	<b>4</b>	<b>0</b>	<b>0</b>	<b>4</b>
<b>Opponents</b>		<b>1.00</b>	<b>6-1</b>	<b>1</b>	<b>36.0</b>	<b>7</b>	<b>7</b>	<b>0</b>	<b>0</b>	<b>18</b>	<b>12</b>	<b>6</b>	<b>18</b>	<b>34</b>	<b>1</b>	<b>0</b>	<b>0</b>	<b>123</b>	<b>.146</b>	<b>4</b>	<b>4</b>	<b>4</b>	<b>0</b>	<b>2</b>	<b>0</b>

(All Games, Sorted by Fielding Pct)

#	PLAYER	C	PO	A	E	DP	FLD%	CSB	SBA	SBA%	CI	PB
12	BRAUCH Mona Duja	24	16	8	0	1	1.000	0	0	0	0	0
8	PENKE Thore	15	13	2	0	1	1.000	1	10	.909	0	1
10	AWOKOU Azuma Danie	12	3	9	0	0	1.000	0	0	0	0	0
11	ROUSSEAU Jonah	9	9	0	0	0	1.000	0	0	0	0	0
20	HOLZHEY Moritz Ste	6	6	0	0	0	1.000	0	0	0	0	0
4	STROBEL Tim	4	2	2	0	0	1.000	0	0	0	0	0
13	SCHLOFFEL Luis Joh	2	1	1	0	0	1.000	0	0	0	0	0
6	YANG Noah Junmo	1	0	1	0	0	1.000	1	0	.000	0	0
7	KANEKO Felix Corne	11	6	4	1	1	.909	1	0	.000	0	0
19	HEDTLER Erik	19	15	2	2	0	.895	2	1	.333	0	0
9	KRISCHOK Artin Joe	35	12	18	5	1	.857	0	0	0	0	0
17	SCHLOFFEL Ben Jan-	13	10	1	2	0	.846	0	30	1.000	0	1
18	SCHUMACHER MilosS	12	5	5	2	1	.833	0	0	0	0	0
5	BUTT Jona	5	2	1	2	0	.600	0	1	1.000	0	0
1	SLATON Dexter Timo	2	0	1	1	0	.500	0	0	0	0	0
2	KRUGER Tim Logan	1	0	0	1	0	.000	0	0	0	0	0
<b>Totals</b>		<b>171</b>	<b>100</b>	<b>55</b>	<b>16</b>	<b>2</b>	<b>.906</b>	<b>5</b>	<b>42</b>	<b>.894</b>	<b>0</b>	<b>2</b>
<b>Opponents</b>		<b>164</b>	<b>108</b>	<b>47</b>	<b>9</b>	<b>4</b>	<b>.945</b>	<b>2</b>	<b>6</b>	<b>.750</b>	<b>0</b>	<b>2</b>

# TEAM'S STATS – ESTADÍSTICAS DE EQUIPO

(INCLUDING GAMES 1-50 – INCLUYENDO JUEGOS DEL 1 AL 50)



## JAPAN

## JPN

Record: Tournament: 6-3 / Opening Round: 4-1 / Super Round Group: 3-2 / Final: 0-1

(All Games, Sorted by Batting Avg)

#	PLAYER	AVG	GP-GS	AB	R	H	2B	3B	HR	RBI	TB	SLG%	BB	HP	SO	GDP	OB%	SF	SH	SB-ATT
23	SHIMIZU Ryota	.667	4-1	3	3	2	0	0	0	2	2	.667	0	0	0	0	.667	0	0	1-1
18	MARUYAMA Toshiki	.500	4-2	4	2	2	0	0	1	3	5	1.250	1	0	0	0	.600	0	0	0-0
44	OKAWA Kotaro	.500	2-1	4	1	2	0	0	0	1	2	.500	0	0	0	0	.500	0	0	0-0
10	OMATA Sora	.500	2-0	2	0	1	0	0	0	1	1	.500	0	0	0	0	.500	0	0	0-0
17	SAHASHI Riku	.462	7-5	13	4	6	2	0	1	4	11	.846	0	1	4	0	.500	0	0	1-1
2	KAWAZU Yugo	.438	8-8	16	6	7	1	0	0	3	8	.500	3	1	1	1	.550	0	0	0-0
7	TERADA Daichi	.438	9-8	16	6	7	1	0	0	6	8	.500	7	0	1	0	.560	2	0	0-0
21	KOH Daiki	.375	5-4	8	2	3	1	0	0	2	4	.500	2	0	1	1	.500	0	0	0-0
51	TOYAMA Taiki	.370	8-8	27	9	10	0	1	2	7	18	.667	1	0	4	0	.393	0	0	3-5
13	OGAWA TYLER	.333	7-7	15	5	5	0	0	0	3	5	.333	6	0	3	0	.524	0	0	3-4
5	OHARA Sojiro	.286	9-9	21	8	6	1	0	0	4	7	.333	6	0	3	0	.444	0	0	4-4
6	FUKUYAMA Kosei	.250	7-3	12	3	3	2	0	0	1	5	.417	1	0	0	0	.308	0	0	1-1
99	YOSHIZUKA Shinnosu	.231	9-9	26	5	6	1	0	0	7	7	.269	3	1	1	0	.333	0	0	2-2
4	IBARAKI Yunosuke	.222	8-7	18	3	4	0	0	0	3	4	.222	3	0	7	0	.318	1	0	0-0
1	HASHIMOTO Shotaro	.158	7-7	19	5	3	2	0	0	2	5	.263	3	0	3	0	.273	0	0	0-0
60	ABE Asahi	.000	2-1	1	0	0	0	0	0	0	0	.000	0	0	1	0	.000	0	0	0-0
73	SHIMOHIRA Jota	.000	3-1	1	2	0	0	0	0	0	0	.000	3	0	0	0	.750	0	0	1-1
<b>Totals</b>		<b>.325</b>		<b>206</b>	<b>64</b>	<b>67</b>	<b>11</b>	<b>1</b>	<b>4</b>	<b>49</b>	<b>92</b>	<b>.447</b>	<b>39</b>	<b>3</b>	<b>29</b>	<b>2</b>	<b>.434</b>	<b>3</b>	<b>0</b>	<b>16-19</b>
<b>Opponents</b>		<b>.259</b>		<b>185</b>	<b>30</b>	<b>48</b>	<b>5</b>	<b>0</b>	<b>2</b>	<b>27</b>	<b>59</b>	<b>.319</b>	<b>23</b>	<b>4</b>	<b>46</b>	<b>4</b>	<b>.352</b>	<b>1</b>	<b>2</b>	<b>8-11</b>

(All Games, Sorted by Earned Run Avg)

#	PLAYER	ERA	W-L	SV	IP	G	GS	CG	SHO	H	R	ER	BB	SO	2B	3B	HR	AB	B/Avg	WP	HP	BK	IBB	SHA	SFA
1	HASHIMOTO Shotaro	0.00	2-0	0	12.0	2	2	2	2	4	0	0	1	8	0	0	0	42	.095	2	0	0	0	0	0
18	MARUYAMA Toshiki	0.00	0-0	0	3.2	3	2	0	0	2	0	0	1	5	0	0	0	12	.167	0	0	0	0	0	0
23	SHIMIZU Ryota	0.00	0-0	0	3.2	3	0	0	0	0	0	0	0	4	0	0	0	11	.000	0	0	0	0	0	0
99	YOSHIZUKA Shinnosu	0.00	1-0	0	2.2	2	0	0	0	2	0	0	1	3	0	0	0	7	.286	0	0	0	0	1	0
6	FUKUYAMA Kosei	2.77	0-0	1	8.2	5	0	0	0	10	4	4	6	9	2	0	0	35	.286	0	1	1	0	0	0
60	ABE Asahi	3.00	0-0	0	2.0	1	1	0	0	2	1	1	3	0	0	0	0	7	.286	1	1	0	0	0	0
5	OHARA Sojiro	3.60	0-0	0	3.1	3	0	0	0	3	2	2	4	5	1	0	0	12	.250	3	0	0	0	0	0
4	IBARAKI Yunosuke	7.20	1-1	0	3.1	3	1	0	0	8	4	4	4	3	1	0	0	16	.500	0	0	0	0	0	0
21	KOH Daiki	7.20	0-0	0	1.2	2	0	0	0	3	2	2	0	2	0	0	1	7	.429	0	0	0	0	0	0
73	SHIMOHIRA Jota	7.71	1-0	0	2.1	2	0	0	0	3	3	3	0	2	1	0	0	9	.333	1	0	1	0	1	0
17	SAHASHI Riku	10.29	1-2	0	4.2	4	3	0	0	11	14	8	3	5	0	0	1	27	.407	0	2	2	0	0	1
<b>Totals</b>		<b>3.00</b>	<b>6-3</b>	<b>1</b>	<b>48.0</b>	<b>9</b>	<b>9</b>	<b>2</b>	<b>2</b>	<b>48</b>	<b>30</b>	<b>24</b>	<b>23</b>	<b>46</b>	<b>5</b>	<b>0</b>	<b>2</b>	<b>185</b>	<b>.259</b>	<b>7</b>	<b>4</b>	<b>4</b>	<b>0</b>	<b>2</b>	<b>1</b>
<b>Opponents</b>		<b>5.82</b>	<b>3-6</b>	<b>0</b>	<b>45.1</b>	<b>9</b>	<b>9</b>	<b>1</b>	<b>0</b>	<b>67</b>	<b>64</b>	<b>44</b>	<b>39</b>	<b>29</b>	<b>11</b>	<b>1</b>	<b>4</b>	<b>206</b>	<b>.325</b>	<b>21</b>	<b>3</b>	<b>5</b>	<b>0</b>	<b>0</b>	<b>3</b>

(All Games, Sorted by Fielding Pct)

#	PLAYER	C	PO	A	E	DP	FLD%	CSB	SBA	SBA%	CI	PB
2	KAWAZU Yugo	51	42	9	0	1	1.000	3	8	.727	0	1
99	YOSHIZUKA Shinnosu	42	32	10	0	3	1.000	0	0	0	0	0
17	SAHASHI Riku	26	24	2	0	3	1.000	0	0	0	0	0
44	OKAWA Kotaro	6	4	2	0	0	1.000	0	0	0	0	0
5	OHARA Sojiro	5	4	1	0	0	1.000	0	0	0	0	0
51	TOYAMA Taiki	4	4	0	0	0	1.000	0	0	0	0	0
18	MARUYAMA Toshiki	3	3	0	0	0	1.000	0	0	0	0	0
13	OGAWA TYLER	3	2	1	0	0	1.000	0	0	0	0	0
73	SHIMOHIRA Jota	1	0	1	0	0	1.000	0	0	0	0	0
1	HASHIMOTO Shotaro	16	10	5	1	2	.938	0	0	0	0	0
4	IBARAKI Yunosuke	28	7	19	2	2	.929	0	0	0	0	0
6	FUKUYAMA Kosei	12	3	8	1	2	.917	0	0	0	0	0
21	KOH Daiki	19	9	8	2	2	.895	0	0	0	0	0
7	TERADA Daichi	8	0	6	2	0	.750	0	0	0	0	0
<b>Totals</b>		<b>224</b>	<b>144</b>	<b>72</b>	<b>8</b>	<b>6</b>	<b>.964</b>	<b>3</b>	<b>8</b>	<b>.727</b>	<b>0</b>	<b>1</b>
<b>Opponents</b>		<b>211</b>	<b>136</b>	<b>56</b>	<b>19</b>	<b>4</b>	<b>.91</b>	<b>3</b>	<b>16</b>	<b>.842</b>	<b>0</b>	<b>2</b>

# TEAM'S STATS – ESTADÍSTICAS DE EQUIPO

(INCLUDING GAMES 1-50 – INCLUYENDO JUEGOS DEL 1 AL 50)



## KOREA

## KOR

Record: Tournament: 7-2 / Opening Round: 5-0 / Super Round Group: 3-2 / Final: 1-0

(All Games, Sorted by Batting Avg)

#	PLAYER	AVG	GP-GS	AB	R	H	2B	3B	HR	RBI	TB	SLG%	BB	HP	SO	GDP	OB%	SF	SH	SB-ATT
10	CHOI Yunjae	.500	6-2	8	0	4	0	0	0	5	4	.500	0	0	1	0	.500	0	0	1-1
23	YOO Seojun	.500	3-1	2	1	1	0	0	0	1	1	.500	0	1	1	0	.667	0	0	0-0
12	MIN Donghyeon	.444	7-6	9	6	4	2	0	0	4	6	.667	2	2	1	0	.615	0	2	1-1
3	YANG Leo	.421	9-8	19	7	8	2	0	0	3	10	.526	5	4	3	0	.607	0	0	10-11
19	HA Jeongwoo	.348	8-8	23	6	8	1	0	0	6	9	.391	4	1	3	0	.448	1	1	7-7
7	LEE Jeongwoo	.333	7-2	3	6	1	0	0	0	0	1	.333	5	1	0	0	.778	0	0	3-3
11	HONG Sunghyun	.267	8-7	15	5	4	0	0	0	2	4	.267	2	1	2	0	.368	1	0	0-0
8	KANG Giung	.250	9-6	20	5	5	2	0	0	3	7	.350	0	3	1	0	.333	1	1	2-2
17	LEE Jeongwoo	.250	6-4	8	4	2	0	0	1	2	5	.625	1	1	4	0	.400	0	0	3-3
16	KIM Jaeyun	.250	6-3	8	3	2	0	0	0	1	2	.250	2	0	1	0	.400	0	0	0-0
25	KIM Dohong	.250	7-2	8	2	2	1	0	0	2	3	.375	0	0	1	0	.250	0	0	1-1
6	KIM Doyoon	.250	5-2	4	2	1	0	0	0	1	1	.250	0	0	0	0	.250	0	1	2-2
18	SEO Jeongan	.235	9-6	17	2	4	1	0	0	4	5	.294	3	0	2	0	.318	2	0	0-0
24	KIM Dohwan	.200	4-2	5	1	1	0	0	1	3	4	.800	0	0	0	0	.200	0	0	0-0
4	KWON Yunseo	.167	8-6	12	2	2	0	0	0	2	2	.167	1	0	1	0	.231	0	1	1-1
21	HWANG Jaewon	.154	9-7	13	5	2	0	0	0	3	2	.154	3	1	3	0	.353	0	1	5-6
1	LEE Jaeseung	.111	8-2	9	4	1	0	0	0	0	1	.111	2	2	5	0	.385	0	0	0-0
15	PARK Jihwan	.071	8-7	14	4	1	1	0	0	3	2	.143	5	0	6	0	.316	0	0	3-3
<b>Totals</b>		<b>.269</b>		<b>197</b>	<b>65</b>	<b>53</b>	<b>10</b>	<b>0</b>	<b>2</b>	<b>45</b>	<b>69</b>	<b>.350</b>	<b>35</b>	<b>17</b>	<b>35</b>	<b>0</b>	<b>.413</b>	<b>5</b>	<b>7</b>	<b>39-41</b>
<b>Opponents</b>		<b>.183</b>		<b>191</b>	<b>23</b>	<b>35</b>	<b>6</b>	<b>0</b>	<b>1</b>	<b>18</b>	<b>44</b>	<b>.23</b>	<b>25</b>	<b>2</b>	<b>54</b>	<b>2</b>	<b>.283</b>	<b>1</b>	<b>1</b>	<b>8-12</b>

(All Games, Sorted by Earned Run Avg)

#	PLAYER	ERA	W-L	SV	IP	G	GS	CG	SHO	H	R	ER	BB	SO	2B	3B	HR	AB	B/Avg	WP	HP	BK	IBB	SHA	SFA
23	YOO Seojun	0.00	1-0	0	1.0	1	0	0	0	0	0	0	1	1	0	0	0	2	.000	0	0	0	0	0	0
15	PARK Jihwan	0.00	0-0	0	1.1	1	0	0	0	1	0	0	2	0	0	0	0	5	.200	0	0	0	0	0	0
10	CHOI Yunjae	0.00	1-0	0	4.0	2	1	0	0	2	0	0	3	6	0	0	0	14	.143	0	0	0	0	0	0
4	KWON Yunseo	1.17	2-0	0	15.1	4	4	1	1	10	3	3	4	14	1	0	0	56	.179	0	0	0	0	0	0
24	KIM Dohwan	1.20	1-0	0	5.0	3	1	0	0	2	1	1	3	3	1	0	0	16	.125	1	1	0	0	0	1
1	LEE Jaeseung	1.59	2-0	0	11.1	4	0	0	0	7	4	3	3	13	1	0	0	38	.184	1	0	0	0	1	0
18	SEO Jeongan	1.64	0-0	1	7.1	4	1	0	0	7	3	2	1	7	1	0	1	31	.226	1	0	1	0	0	0
17	LEE Jeongwoo	3.00	0-1	0	2.0	2	1	0	0	0	1	1	4	3	0	0	0	6	.000	0	0	0	0	0	0
19	HA Jeongwoo	9.00	0-1	0	2.2	3	0	0	0	0	5	4	3	4	0	0	0	8	.000	1	0	0	1	0	0
11	HONG Sunghyun	9.00	0-0	0	2.0	3	1	0	0	5	4	3	0	3	2	0	0	12	.417	1	1	1	0	0	0
25	KIM Dohong	12.00	0-0	0	1.0	1	0	0	0	1	2	2	1	0	0	0	0	3	.333	0	0	0	0	0	0
<b>Totals</b>		<b>2.15</b>	<b>7-2</b>	<b>1</b>	<b>53.0</b>	<b>9</b>	<b>9</b>	<b>1</b>	<b>1</b>	<b>35</b>	<b>23</b>	<b>19</b>	<b>25</b>	<b>54</b>	<b>6</b>	<b>0</b>	<b>1</b>	<b>191</b>	<b>.183</b>	<b>5</b>	<b>2</b>	<b>2</b>	<b>1</b>	<b>1</b>	<b>1</b>
<b>Opponents</b>		<b>6.00</b>	<b>2-7</b>	<b>0</b>	<b>50.0</b>	<b>9</b>	<b>9</b>	<b>1</b>	<b>1</b>	<b>53</b>	<b>65</b>	<b>50</b>	<b>35</b>	<b>35</b>	<b>10</b>	<b>0</b>	<b>2</b>	<b>197</b>	<b>.269</b>	<b>14</b>	<b>17</b>	<b>9</b>	<b>2</b>	<b>7</b>	<b>5</b>

(All Games, Sorted by Fielding Pct)

#	PLAYER	C	PO	A	E	DP	FLD%	CSB	SBA	SBA%	CI	PB
12	MIN Donghyeon	34	30	4	0	1	1.000	1	4	.800	0	1
11	HONG Sunghyun	26	24	2	0	2	1.000	0	0	0	0	0
16	KIM Jaeyun	24	23	1	0	0	1.000	0	4	1.000	0	0
18	SEO Jeongan	10	8	2	0	0	1.000	1	0	.000	0	0
8	KANG Giung	9	6	3	0	0	1.000	0	0	0	0	0
15	PARK Jihwan	6	6	0	0	0	1.000	0	0	0	0	0
21	HWANG Jaewon	6	6	0	0	0	1.000	0	0	0	0	0
24	KIM Dohwan	5	4	1	0	0	1.000	0	0	0	0	0
17	LEE Jeongwoo	3	3	0	0	0	1.000	0	0	0	0	0
23	YOO Seojun	2	1	1	0	0	1.000	1	0	.000	0	0
10	CHOI Yunjae	1	1	0	0	0	1.000	0	0	0	0	0
25	KIM Dohong	1	1	0	0	0	1.000	0	0	0	0	0
19	HA Jeongwoo	26	15	10	1	3	.962	0	0	0	0	0
1	LEE Jaeseung	16	13	2	1	0	.938	1	0	.000	0	0
4	KWON Yunseo	13	9	3	1	0	.923	0	0	0	0	0
7	LEE Jeongwoo	10	4	5	1	1	.900	0	0	0	0	0
3	YANG Leo	19	5	12	2	1	.895	0	0	0	0	0
6	KIM Doyoon	7	0	6	1	0	.857	0	0	0	0	0
<b>Totals</b>		<b>218</b>	<b>159</b>	<b>52</b>	<b>7</b>	<b>3</b>	<b>.968</b>	<b>4</b>	<b>8</b>	<b>.667</b>	<b>0</b>	<b>1</b>
<b>Opponents</b>		<b>236</b>	<b>150</b>	<b>64</b>	<b>22</b>	<b>1</b>	<b>.907</b>	<b>2</b>	<b>39</b>	<b>.951</b>	<b>0</b>	<b>1</b>

# TEAM'S STATS – ESTADÍSTICAS DE EQUIPO

(INCLUDING GAMES 1-48 – INCLUYENDO JUEGOS DEL 1 AL 48)



# MEXICO

# MEX

Record: Tournament: 4-4 / Opening Round: 4-1 / Super Round Group: 1-4

(All Games, Sorted by Batting Avg)

#	PLAYER	AVG	GP-GS	AB	R	H	2B	3B	HR	RBI	TB	SLG%	BB	HP	SO	GDP	OB%	SF	SH	SB-ATT
24	ROMANO CRUZ Jose A	.500	3-0	2	0	1	0	0	0	0	1	.500	0	0	0	0	.500	0	0	0-0
15	BARENO GONZALEZ Br	.429	6-3	7	0	3	0	0	0	2	3	.429	0	0	0	1	.429	0	0	0-0
1	MURILLO MENDOZA Re	.429	4-3	7	2	3	0	0	0	0	3	.429	1	1	2	0	.556	0	0	0-1
34	ESCALERA RODRIGUEZ	.412	7-6	17	5	7	2	0	0	1	9	.529	2	1	1	0	.500	0	0	0-0
56	SILVA GARCIA Artur	.400	7-2	5	2	2	0	0	0	1	2	.400	2	2	1	0	.667	0	0	0-0
8	GAXIOLA HIRALES Ga	.389	7-6	18	5	7	1	0	2	7	14	.778	0	2	4	0	.450	0	0	1-1
99	CALVILLO Iker Dari	.353	7-7	17	3	6	3	0	0	4	9	.529	2	1	2	0	.450	0	0	0-0
6	FELIX LOPEZ Emilia	.304	7-7	23	5	7	2	0	0	2	9	.391	2	1	4	0	.385	0	0	1-1
77	ARMENTA MONCAYO Jo	.278	8-7	18	4	5	3	0	0	2	8	.444	2	1	2	2	.381	0	0	0-0
5	PEREZ RUIZ Emilian	.261	8-8	23	3	6	2	0	0	4	8	.348	0	0	3	0	.261	0	0	0-0
17	GALVEZ GONZALEZ Er	.250	6-4	8	1	2	1	0	0	1	3	.375	0	0	4	0	.250	0	0	0-0
9	MIRANDA CUE Eduard	.214	7-6	14	3	3	1	0	0	1	6	.500	5	0	5	0	.400	1	0	0-0
11	CASTILLO JIMENEZ J	.143	3-3	7	1	1	0	0	0	1	1	.143	1	1	0	0	.333	0	0	0-0
33	GONZALEZ JIMENEZ U	.083	7-4	12	3	1	0	0	0	0	1	.83	1	0	4	0	.154	0	0	2-2
23	GARCIA CORDOVA Die	.000	3-1	1	0	0	0	0	0	0	0	.000	0	0	0	0	.000	0	0	0-0
13	LOPEZ ROMERO Lucca	.000	2-1	2	0	0	0	0	0	0	0	.000	0	0	1	0	.000	0	1	0-0
32	ARELLANO TIRADO Br	.000	4-4	6	3	0	0	0	0	1	0	.000	0	4	1	0	.400	0	0	0-0
<b>Totals</b>		<b>.289</b>		<b>187</b>	<b>40</b>	<b>54</b>	<b>15</b>	<b>0</b>	<b>3</b>	<b>32</b>	<b>78</b>	<b>.417</b>	<b>18</b>	<b>14</b>	<b>34</b>	<b>3</b>	<b>.391</b>	<b>1</b>	<b>1</b>	<b>4-5</b>
<b>Opponents</b>		<b>.220</b>		<b>177</b>	<b>38</b>	<b>39</b>	<b>7</b>	<b>0</b>	<b>3</b>	<b>28</b>	<b>55</b>	<b>.311</b>	<b>33</b>	<b>7</b>	<b>40</b>	<b>3</b>	<b>.362</b>	<b>1</b>	<b>1</b>	<b>18-20</b>

(All Games, Sorted by Earned Run Avg)

#	PLAYER	ERA	W-L	SV	IP	G	GS	CG	SHO	H	R	ER	BB	SO	2B	3B	HR	AB	B/Avg	WP	HP	BK	IBB	SHA	SFA
1	MURILLO MENDOZA Re	0.00	1-0	0	5.0	1	1	0	0	0	1	0	4	5	0	0	0	14	.000	0	0	0	0	0	0
33	GONZALEZ JIMENEZ U	0.00	0-0	0	0.2	2	0	0	0	1	0	0	0	0	1	0	0	3	.333	2	2	0	0	0	0
99	CALVILLO Iker Dari	0.86	2-0	0	7.0	2	1	0	0	4	1	1	4	6	0	0	1	23	.174	1	0	1	0	0	0
56	SILVA GARCIA Artur	3.00	0-0	0	6.0	2	1	0	0	9	9	3	1	4	1	0	0	32	.281	3	0	0	0	0	0
15	BARENO GONZALEZ Br	3.00	0-2	0	6.0	3	1	0	0	6	4	3	2	2	2	0	0	23	.261	0	0	0	1	0	1
13	LOPEZ ROMERO Lucca	3.60	0-0	0	3.1	2	1	0	0	3	2	2	5	2	1	0	0	12	.250	2	0	3	0	0	0
9	MIRANDA CUE Eduard	5.14	1-1	0	7.0	2	2	0	0	6	6	6	5	9	0	0	0	28	.214	2	3	0	0	0	0
23	GARCIA CORDOVA Die	7.41	0-1	1	5.2	3	1	0	0	3	7	7	6	7	0	0	0	20	.150	1	0	0	0	1	0
24	ROMANO CRUZ Jose A	7.50	0-0	0	4.0	3	0	0	0	4	5	5	3	4	1	0	2	16	.250	1	1	1	0	0	0
44	MIRANDA RAMIREZ Ja	18.00	0-0	0	1.0	2	0	0	0	3	3	3	3	1	1	0	0	6	.500	0	1	0	0	0	0
<b>Totals</b>		<b>3.94</b>	<b>4-4</b>	<b>1</b>	<b>45.2</b>	<b>8</b>	<b>8</b>	<b>0</b>	<b>0</b>	<b>39</b>	<b>38</b>	<b>30</b>	<b>33</b>	<b>40</b>	<b>7</b>	<b>0</b>	<b>3</b>	<b>177</b>	<b>.220</b>	<b>12</b>	<b>7</b>	<b>5</b>	<b>1</b>	<b>1</b>	<b>1</b>
<b>Opponents</b>		<b>4.57</b>	<b>4-4</b>	<b>0</b>	<b>44.2</b>	<b>8</b>	<b>8</b>	<b>0</b>	<b>0</b>	<b>54</b>	<b>40</b>	<b>34</b>	<b>18</b>	<b>34</b>	<b>15</b>	<b>0</b>	<b>3</b>	<b>187</b>	<b>.289</b>	<b>8</b>	<b>14</b>	<b>6</b>	<b>1</b>	<b>1</b>	<b>1</b>

(All Games, Sorted by Fielding Pct)

#	PLAYER	C	PO	A	E	DP	FLD%	CSB	SBA	SBA%	CI	PB
8	GAXIOLA HIRALES Ga	30	27	3	0	0	1.000	1	12	.923	0	2
77	ARMENTA MONCAYO Jo	22	10	12	0	2	1.000	0	0	0	0	0
11	CASTILLO JIMENEZ J	14	11	3	0	0	1.000	0	6	1.000	0	0
6	FELIX LOPEZ Emilia	10	10	0	0	0	1.000	0	0	0	0	0
56	SILVA GARCIA Artur	5	3	2	0	0	1.000	0	0	0	0	0
15	BARENO GONZALEZ Br	5	1	4	0	0	1.000	0	0	0	0	0
1	MURILLO MENDOZA Re	5	2	3	0	0	1.000	0	0	0	0	0
33	GONZALEZ JIMENEZ U	4	3	1	0	0	1.000	0	0	0	0	0
17	GALVEZ GONZALEZ Er	3	3	0	0	0	1.000	0	0	0	0	0
23	GARCIA CORDOVA Die	2	0	2	0	0	1.000	0	0	0	0	0
44	MIRANDA RAMIREZ Ja	1	0	1	0	0	1.000	0	0	0	0	0
24	ROMANO CRUZ Jose A	1	1	0	0	0	1.000	0	0	0	0	0
34	ESCALERA RODRIGUEZ	47	42	3	2	3	.957	0	0	0	0	0
9	MIRANDA CUE Eduard	23	16	5	2	2	.913	0	0	0	0	0
99	CALVILLO Iker Dari	14	3	9	2	0	.857	1	0	.000	0	0
5	PEREZ RUIZ Emilian	26	5	17	4	2	.846	0	0	0	0	0
<b>Totals</b>		<b>212</b>	<b>137</b>	<b>65</b>	<b>10</b>	<b>4</b>	<b>.953</b>	<b>2</b>	<b>18</b>	<b>.900</b>	<b>0</b>	<b>2</b>
<b>Opponents</b>		<b>204</b>	<b>134</b>	<b>62</b>	<b>8</b>	<b>5</b>	<b>.961</b>	<b>1</b>	<b>4</b>	<b>.800</b>	<b>0</b>	<b>0</b>

# TEAM'S STATS – ESTADÍSTICAS DE EQUIPO

(INCLUDING GAMES 1-48 – INCLUYENDO JUEGOS DEL 1 AL 48)



## PANAMA

## PAN

Record: Tournament: 3-4 / Opening Round: 2-3 / Placement Round Group: 3-1

(All Games, Sorted by Batting Avg)

#	PLAYER	AVG	GP-GS	AB	R	H	2B	3B	HR	RBI	TB	SLG%	BB	HP	SO	GDP	OB%	SF	SH	SB-ATT
6	CONCEPCION VELASQU	.500	7-7	22	7	11	2	0	2	8	19	.864	0	1	1	0	.500	1	0	2-2
14	CAMPOS YANEZ David	.357	7-5	14	2	5	1	0	0	4	6	.429	3	2	3	0	.526	0	0	2-2
99	CABALLERO CASTILLO	.308	6-5	13	1	4	0	0	0	1	4	.308	0	0	3	0	.308	0	1	1-1
15	MONTILLA MIRANDA M	.300	7-7	20	8	6	1	0	0	4	7	.350	3	2	3	0	.440	0	0	4-4
18	MARTINEZ DE LEON F	.286	7-6	14	1	4	0	0	0	2	4	.286	3	0	2	0	.412	0	0	4-4
22	RIOS SOTILLO Aymar	.250	7-5	16	3	4	0	1	0	3	6	.375	1	1	4	0	.333	0	0	1-1
3	COUSINS PINZON Jos	.214	6-6	14	5	3	1	0	0	2	4	.286	5	1	0	1	.450	0	0	1-1
13	RICHARDS RIVERA Or	.182	7-3	11	3	2	0	0	0	0	2	.182	2	0	5	0	.308	0	0	1-1
54	CAMPOS GARZON Noah	.143	3-2	7	1	1	0	0	0	1	1	.143	1	0	1	0	.250	0	0	0-0
4	ZAPATA HERNANDEZ P	.111	7-4	9	3	1	0	0	0	0	1	.111	5	0	0	0	.429	0	0	4-4
37	MARSHALL SAUCEDO T	.000	7-5	11	4	0	0	0	0	2	0	.000	3	0	4	0	.214	0	0	0-0
2	LEDEZMA SAMUDIO Ga	.000	5-3	8	1	0	0	0	0	1	0	.000	3	0	2	0	.250	1	0	0-1
26	GONDOLA COSIO Ange	.000	2-1	1	0	0	0	0	0	0	0	.000	0	0	0	0	.000	0	0	0-0
5	GONZALEZ LOPEZ Hec	.000	1-1	1	0	0	0	0	0	0	0	.000	0	0	1	0	.000	0	0	0-0
41	SANTOS VEGA Kelvin	.000	2-2	2	0	0	0	0	0	0	0	.000	0	0	0	0	.000	0	0	0-0
45	GRAJALES SALINAS K	.000	2-0	3	0	0	0	0	0	0	0	.000	0	0	3	0	.000	0	0	0-0
<b>Totals</b>		<b>.247</b>		<b>166</b>	<b>39</b>	<b>41</b>	<b>5</b>	<b>1</b>	<b>2</b>	<b>28</b>	<b>54</b>	<b>.325</b>	<b>29</b>	<b>7</b>	<b>32</b>	<b>1</b>	<b>.377</b>	<b>2</b>	<b>1</b>	<b>20-21</b>
<b>Opponents</b>		<b>.238</b>		<b>147</b>	<b>34</b>	<b>35</b>	<b>8</b>	<b>0</b>	<b>4</b>	<b>29</b>	<b>55</b>	<b>.374</b>	<b>26</b>	<b>11</b>	<b>29</b>	<b>2</b>	<b>.385</b>	<b>3</b>	<b>0</b>	<b>7-8</b>

(All Games, Sorted by Earned Run Avg)

#	PLAYER	ERA	W-L	SV	IP	G	GS	CG	SHO	H	R	ER	BB	SO	2B	3B	HR	AB	B/Avg	WP	HP	BK	IBB	SHA	SFA
41	SANTOS VEGA Kelvin	1.20	1-0	0	5.0	2	2	0	0	3	1	1	4	7	0	0	0	17	.176	0	0	0	0	0	0
5	GONZALEZ LOPEZ Hec	1.50	0-0	0	4.0	2	1	0	0	2	1	2	2	2	0	0	0	14	.143	1	2	0	0	0	0
45	GRAJALES SALINAS K	1.50	1-0	0	8.0	3	0	0	0	3	3	2	4	2	0	0	0	27	.111	3	1	1	1	1	0
26	GONDOLA COSIO Ange	4.00	1-1	0	3.0	2	1	0	0	3	2	2	4	2	1	0	0	11	.273	1	1	0	0	0	0
31	GONZALEZ GODOY Dan	5.14	0-1	0	4.2	4	1	0	0	5	5	4	2	3	1	0	1	19	.263	3	1	0	0	0	0
22	RIOS SOTILLO Aymar	8.00	0-0	0	3.0	4	0	0	0	3	5	4	3	1	0	0	0	13	.231	2	1	0	0	0	1
27	RODRIGUEZ MARTINEZ	8.00	0-0	1	3.0	3	0	0	0	3	4	4	1	2	2	0	0	11	.273	0	1	0	0	0	0
6	CONCEPCION VELASQU	8.47	0-2	0	5.2	3	2	0	0	9	8	8	7	7	2	0	1	26	.346	3	4	0	0	0	0
15	MONTILLA MIRANDA M	18.00	0-0	0	1.2	1	0	0	0	4	5	5	1	1	0	0	2	9	.444	0	0	1	0	0	0
<b>Totals</b>		<b>4.89</b>	<b>3-4</b>	<b>1</b>	<b>38.0</b>	<b>7</b>	<b>7</b>	<b>0</b>	<b>0</b>	<b>35</b>	<b>34</b>	<b>31</b>	<b>26</b>	<b>29</b>	<b>8</b>	<b>0</b>	<b>4</b>	<b>147</b>	<b>.238</b>	<b>13</b>	<b>11</b>	<b>2</b>	<b>1</b>	<b>0</b>	<b>3</b>
<b>Opponents</b>		<b>3.36</b>	<b>4-3</b>	<b>1</b>	<b>39.1</b>	<b>7</b>	<b>7</b>	<b>1</b>	<b>0</b>	<b>41</b>	<b>39</b>	<b>22</b>	<b>29</b>	<b>32</b>	<b>5</b>	<b>1</b>	<b>2</b>	<b>166</b>	<b>.247</b>	<b>11</b>	<b>7</b>	<b>6</b>	<b>0</b>	<b>1</b>	<b>2</b>

(All Games, Sorted by Fielding Pct)

#	PLAYER	C	PO	A	E	DP	FLD%	CSB	SBA	SBA%	CI	PB
14	CAMPOS YANEZ David	21	19	2	0	0	1.000	0	5	1.000	0	2
22	RIOS SOTILLO Aymar	18	8	10	0	1	1.000	0	0	0	0	0
54	CAMPOS GARZON Noah	11	10	1	0	1	1.000	0	2	1.000	0	0
4	ZAPATA HERNANDEZ P	9	7	2	0	1	1.000	0	0	0	0	0
37	MARSHALL SAUCEDO T	8	3	5	0	0	1.000	0	0	0	0	0
18	MARTINEZ DE LEON F	8	3	5	0	0	1.000	0	0	0	0	0
27	RODRIGUEZ MARTINEZ	2	1	1	0	0	1.000	1	0	.000	0	0
13	RICHARDS RIVERA Or	2	2	0	0	0	1.000	0	0	0	0	0
5	GONZALEZ LOPEZ Hec	1	1	0	0	0	1.000	0	0	0	0	0
3	COUSINS PINZON Jos	25	23	1	1	1	.960	0	0	0	0	0
2	LEDEZMA SAMUDIO Ga	17	14	2	1	2	.941	0	0	0	0	0
6	CONCEPCION VELASQU	13	11	1	1	0	.923	0	0	0	0	0
99	CABALLERO CASTILLO	9	7	1	1	0	.889	0	0	0	0	0
15	MONTILLA MIRANDA M	22	5	14	3	2	.864	0	0	0	0	0
41	SANTOS VEGA Kelvin	2	0	1	1	0	.500	0	0	0	0	0
<b>Totals</b>		<b>168</b>	<b>114</b>	<b>46</b>	<b>8</b>	<b>3</b>	<b>.952</b>	<b>1</b>	<b>7</b>	<b>.875</b>	<b>0</b>	<b>2</b>
<b>Opponents</b>		<b>179</b>	<b>118</b>	<b>44</b>	<b>17</b>	<b>1</b>	<b>.905</b>	<b>1</b>	<b>18</b>	<b>.947</b>	<b>0</b>	<b>1</b>

# TEAM'S STATS – ESTADÍSTICAS DE EQUIPO

(INCLUDING GAMES 1-48 – INCLUYENDO JUEGOS DEL 1 AL 48)



## SOUTH AFRICA

## RSA

Record: Tournament: 0-7 / Opening Round: 0-5 / Placement Round Group: 0-4

(All Games, Sorted by Batting Avg)

#	PLAYER	AVG	GP-GS	AB	R	H	2B	3B	HR	RBI	TB	SLG%	BB	HP	SO	GDP	OB%	SF	SH	SB-ATT
8	GROBLER Evan	.250	6-4	4	0	1	0	0	0	0	1	.250	2	0	3	0	.500	0	0	0-1
45	DE LANGE Luke Herl	.143	5-3	7	1	1	0	0	0	0	1	.143	0	0	3	0	.143	0	0	0-0
18	SAGE Mason Cooper	.143	5-3	7	0	1	0	0	0	1	1	.143	0	0	1	0	.143	0	0	0-0
77	BRANDERS Troy Just	.143	5-3	7	0	1	0	0	0	0	1	.143	0	0	4	0	.143	0	0	0-0
99	LONG Jarred Stephe	.125	6-6	8	1	1	0	0	0	0	1	.125	3	1	2	0	.417	0	0	1-4
11	AMOS Kaleb Riley	.100	6-5	10	0	1	0	0	0	1	1	.100	1	0	5	1	.182	0	0	0-1
22	HAINS Seth Matthew	.000	4-3	2	1	0	0	0	0	0	0	.000	2	0	1	0	.500	0	0	0-0
27	LERWILL Nate Justi	.000	6-4	2	1	0	0	0	0	0	0	.000	6	0	1	0	.750	0	0	0-0
23	COLEMAN Riley Fost	.000	5-3	6	0	0	0	0	0	0	0	.000	0	0	3	0	.000	0	0	0-0
47	MPHAHLELE Mosa Sam	.000	5-3	5	0	0	0	0	0	0	0	.000	2	0	3	0	.286	0	0	0-0
26	MPHAHLELE Rebone B	.000	6-5	7	0	0	0	0	0	0	0	.000	2	0	3	0	.222	0	0	1-1
3	BAILES Luke	.000	4-2	4	0	0	0	0	0	0	0	.000	0	0	4	0	.000	0	0	0-0
55	SAVIDES Sebastian	.000	6-4	4	0	0	0	0	0	0	0	.000	2	0	3	0	.333	0	0	0-0
14	SAWYER Blaine Vern	.000	5-4	5	0	0	0	0	0	0	0	.000	0	0	3	0	.000	0	0	0-0
25	SOTYATO Abulele Si	.000	5-3	5	0	0	0	0	0	0	0	.000	1	0	4	0	.167	0	0	0-1
30	TALIEP Maahir	.000	4-3	3	0	0	0	0	0	0	0	.000	1	0	1	0	.250	0	0	0-0
17	UYS Casey	.000	5-3	4	0	0	0	0	0	0	0	.000	0	0	0	0	.000	0	0	0-0
16	ADAMS Quiwinn Mack	.000	4-2	4	0	0	0	0	0	0	0	.000	0	0	3	0	.000	0	0	0-0
<b>Totals</b>		<b>.64</b>		<b>94</b>	<b>4</b>	<b>6</b>	<b>0</b>	<b>0</b>	<b>0</b>	<b>2</b>	<b>6</b>	<b>.64</b>	<b>22</b>	<b>1</b>	<b>47</b>	<b>1</b>	<b>.248</b>	<b>0</b>	<b>0</b>	<b>2-8</b>
<b>Opponents</b>		<b>.492</b>		<b>177</b>	<b>119</b>	<b>87</b>	<b>25</b>	<b>4</b>	<b>6</b>	<b>89</b>	<b>138</b>	<b>.78</b>	<b>35</b>	<b>7</b>	<b>14</b>	<b>0</b>	<b>.573</b>	<b>6</b>	<b>1</b>	<b>30-30</b>

(All Games, Sorted by Earned Run Avg)

#	PLAYER	ERA	W-L	SV	IP	G	GS	CG	SHO	H	R	ER	BB	SO	2B	3B	HR	AB	B/Avg	WP	HP	BK	IBB	SHA	SFA
77	BRANDERS Troy Just	0.00	0-0	0	1.1	2	0	0	0	6	7	0	1	1	1	1	0	11	.545	2	0	1	0	0	0
25	SOTYATO Abulele Si	0.00	0-0	0	2.2	1	0	0	0	0	0	0	2	0	0	0	0	7	.000	0	0	0	0	0	1
45	DE LANGE Luke Herl	0.00	0-0	0	0.0	1	0	0	0	0	3	1	3	0	0	0	0	0	.000	1	0	0	0	0	1
11	AMOS Kaleb Riley	2.77	0-2	0	4.1	3	2	0	0	8	11	2	4	3	3	0	0	23	.348	4	1	0	0	1	0
18	SAGE Mason Cooper	6.75	0-1	0	5.1	2	1	0	0	8	9	6	3	3	1	0	0	26	.308	4	0	1	0	0	0
8	GROBLER Evan	7.20	0-1	0	1.2	1	1	0	0	3	4	2	1	1	0	0	0	9	.333	3	0	0	0	0	0
14	SAWYER Blaine Vern	18.00	0-0	0	0.2	1	0	0	0	4	2	2	0	0	0	1	0	6	.667	2	0	0	0	0	0
55	SAVIDES Sebastian	19.80	0-0	0	3.1	2	0	0	0	8	13	11	4	2	2	0	1	20	.400	6	1	1	0	0	0
17	UYS Casey	21.00	0-1	0	4.0	3	1	0	0	19	23	14	4	2	8	0	1	31	.613	3	0	2	0	0	2
26	MPHAHLELE Rebone B	33.43	0-1	0	2.1	2	1	0	0	12	15	13	4	1	3	0	1	18	.667	4	1	1	0	0	1
27	LERWILL Nate Justi	36.00	0-0	0	0.1	1	0	0	0	5	6	2	0	1	1	2	1	7	.714	2	0	1	0	0	0
47	MPHAHLELE Mosa Sam	36.00	0-0	0	1.0	1	0	0	0	4	7	6	2	0	2	0	1	6	.667	1	1	1	0	0	1
99	LONG Jarred Stephe	108.00	0-1	0	0.1	1	1	0	0	2	6	6	4	0	1	0	0	3	.667	0	2	1	0	0	0
23	COLEMAN Riley Fost	198.00	0-0	0	0.1	1	0	0	0	8	13	11	3	0	3	0	1	10	.800	4	1	1	0	0	0
<b>Totals</b>		<b>16.48</b>	<b>0-7</b>	<b>0</b>	<b>27.2</b>	<b>7</b>	<b>7</b>	<b>0</b>	<b>0</b>	<b>87</b>	<b>119</b>	<b>76</b>	<b>35</b>	<b>14</b>	<b>25</b>	<b>4</b>	<b>6</b>	<b>177</b>	<b>.492</b>	<b>36</b>	<b>7</b>	<b>10</b>	<b>0</b>	<b>1</b>	<b>6</b>
<b>Opponents</b>		<b>0.56</b>	<b>7-0</b>	<b>1</b>	<b>32.0</b>	<b>7</b>	<b>7</b>	<b>1</b>	<b>1</b>	<b>6</b>	<b>4</b>	<b>3</b>	<b>22</b>	<b>47</b>	<b>0</b>	<b>0</b>	<b>0</b>	<b>94</b>	<b>.064</b>	<b>3</b>	<b>1</b>	<b>0</b>	<b>0</b>	<b>0</b>	<b>0</b>

(All Games, Sorted by Fielding Pct)

#	PLAYER	C	PO	A	E	DP	FLD%	CSB	SBA	SBA%	CI	PB
23	COLEMAN Riley Fost	6	5	1	0	0	1.000	0	10	1.000	0	0
22	HAINS Seth Matthew	5	5	0	0	0	1.000	0	12	1.000	0	0
77	BRANDERS Troy Just	16	15	0	1	2	.938	0	0	0	0	0
45	DE LANGE Luke Herl	11	10	0	1	1	.909	0	0	0	0	0
26	MPHAHLELE Rebone B	9	3	5	1	0	.889	0	0	0	0	0
30	TALIEP Maahir	8	6	1	1	1	.875	0	1	1.000	0	0
11	AMOS Kaleb Riley	13	5	6	2	0	.846	0	0	0	0	0
25	SOTYATO Abulele Si	6	3	2	1	0	.833	0	0	0	0	0
99	LONG Jarred Stephe	14	4	7	3	0	.786	0	0	0	0	0
27	LERWILL Nate Justi	8	6	0	2	0	.750	0	0	0	0	0
14	SAWYER Blaine Vern	9	3	3	3	1	.667	0	0	0	0	0
47	MPHAHLELE Mosa Sam	6	4	0	2	0	.667	0	0	0	0	0
55	SAVIDES Sebastian	3	2	0	1	0	.667	0	0	0	0	0
8	GROBLER Evan	15	9	0	6	0	.600	0	1	1.000	0	0
3	BAILES Luke	2	1	0	1	0	.500	0	0	0	0	0
17	UYS Casey	7	2	1	4	1	.429	0	0	0	0	0
18	SAGE Mason Cooper	7	0	2	5	0	.286	0	0	0	0	0
16	ADAMS Quiwinn Mack	1	0	0	1	0	.000	0	6	1.000	0	0
<b>Totals</b>		<b>146</b>	<b>83</b>	<b>28</b>	<b>35</b>	<b>3</b>	<b>.760</b>	<b>0</b>	<b>30</b>	<b>1.000</b>	<b>0</b>	<b>0</b>
<b>Opponents</b>		<b>139</b>	<b>96</b>	<b>40</b>	<b>3</b>	<b>2</b>	<b>.978</b>	<b>6</b>	<b>2</b>	<b>.250</b>	<b>0</b>	<b>0</b>

# TEAM'S STATS – ESTADÍSTICAS DE EQUIPO

(INCLUDING GAMES 1-50 – INCLUYENDO JUEGOS DEL 1 AL 50)



## CHINESE TAIPEI

## TPE

Record: Tournament: 6-3 / Opening Round: 4-1 / Super Round Group: 3-2 / Final: 0-1

(All Games, Sorted by Batting Avg)

#	PLAYER	AVG	GP-GS	AB	R	H	2B	3B	HR	RBI	TB	SLG%	BB	HP	SO	GDP	OB%	SF	SH	SB-ATT
56	HSIEH Cheng-chun	.500	9-8	20	7	10	2	0	0	7	12	.600	7	1	0	0	.643	0	0	2-2
24	CHEN Yu-shen	.500	2-1	2	1	1	0	0	0	1	1	.500	0	1	1	0	.667	0	0	1-1
11	CHEN Qi-sheng	.481	9-9	27	6	13	3	0	0	10	16	.593	1	2	1	1	.516	1	0	2-2
83	HO Chun	.400	5-1	5	4	2	0	0	0	3	2	.400	3	0	1	0	.625	0	2	1-1
23	HU Cheng-en	.370	9-9	27	12	10	1	0	3	11	20	.741	8	0	9	0	.514	0	0	5-6
37	LEE Yun-ruen	.333	4-1	3	1	1	0	0	0	0	1	.333	0	0	0	0	.333	0	0	0-0
1	WANG Wei	.333	3-1	3	2	1	0	0	0	1	1	.333	1	0	0	0	.500	0	0	1-1
84	WU Shang-cheng	.267	8-4	15	2	4	0	0	0	2	4	.267	1	0	1	0	.313	0	0	0-0
32	LI Cyuan-en	.261	9-9	23	7	6	1	0	0	4	7	.304	7	1	2	0	.452	0	0	3-3
12	GU Meng-jie	.250	8-8	16	3	4	2	0	0	2	6	.375	3	2	2	1	.429	0	0	2-2
99	ZHANG Yun-en	.250	7-3	8	4	2	0	0	0	2	2	.250	4	0	2	0	.500	0	0	2-2
17	LI Bing-rong	.222	9-9	18	6	4	2	0	0	4	6	.333	7	0	6	0	.423	1	0	3-6
77	LIN Shu-yan	.200	8-4	10	2	2	0	1	0	4	4	.400	2	1	1	0	.385	0	0	1-2
88	LIN Kai-chen	.200	9-8	10	7	2	0	0	0	1	2	.200	4	3	1	0	.529	0	2	5-6
93	ZHONG Ding-xu	.176	9-3	17	3	3	0	0	0	4	3	.176	1	0	1	2	.222	0	0	0-0
19	HUANG Yu-qian	.000	6-3	4	1	0	0	0	0	1	0	.000	1	0	0	0	.200	0	1	1-1
22	HOU Tung-yu	.000	2-0	1	1	0	0	0	0	0	0	.000	0	0	0	0	.000	0	0	0-0
98	CHUANG Ying-yi	.000	7-0	4	0	0	0	0	0	1	0	.000	0	0	1	0	.000	0	0	0-0
<b>Totals</b>		<b>.305</b>		<b>213</b>	<b>69</b>	<b>65</b>	<b>11</b>	<b>1</b>	<b>3</b>	<b>58</b>	<b>87</b>	<b>.408</b>	<b>50</b>	<b>11</b>	<b>29</b>	<b>4</b>	<b>.457</b>	<b>2</b>	<b>5</b>	<b>29-35</b>
<b>Opponents</b>		<b>.258</b>		<b>209</b>	<b>32</b>	<b>54</b>	<b>14</b>	<b>0</b>	<b>2</b>	<b>30</b>	<b>74</b>	<b>.354</b>	<b>27</b>	<b>3</b>	<b>46</b>	<b>0</b>	<b>.349</b>	<b>2</b>	<b>5</b>	<b>4-6</b>

(All Games, Sorted by Earned Run Avg)

#	PLAYER	ERA	W-L	SV	IP	G	GS	CG	SHO	H	R	ER	BB	SO	2B	3B	HR	AB	B/Avg	WP	HP	BK	IBB	SHA	SFA
33	LI Cyuan-en	0.00	1-0	0	3.0	1	0	0	0	1	2	0	1	1	0	0	0	9	.111	0	0	0	1	3	0
22	HOU Tung-yu	0.00	0-0	0	2.0	2	0	0	0	2	0	0	0	1	0	0	0	7	.286	0	0	0	0	0	0
1	WANG Wei	0.00	0-0	0	1.0	1	0	0	0	0	0	0	1	0	0	0	0	3	.000	0	0	0	0	0	0
24	CHEN Yu-shen	0.00	1-0	0	3.0	2	1	0	0	1	0	0	0	2	0	0	0	10	.100	0	0	0	0	0	0
93	ZHONG Ding-xu	0.95	1-1	0	12.2	5	2	0	0	11	2	2	2	14	1	0	0	49	.224	1	2	0	0	0	0
19	HUANG Yu-qian	1.20	0-0	1	5.0	3	1	0	0	5	5	1	4	4	1	0	0	21	.238	1	0	0	0	0	1
84	WU Shang-cheng	2.25	0-0	1	5.1	3	1	0	0	5	2	2	3	1	1	0	0	18	.278	0	0	0	0	1	1
17	LI Bing-rong	3.27	0-0	0	3.2	3	2	0	0	3	3	2	5	6	1	0	1	15	.200	1	0	0	0	0	0
56	HSIEH Cheng-chun	3.91	1-1	0	7.2	4	1	0	0	11	6	5	5	7	5	0	0	32	.344	2	0	0	0	0	0
11	CHEN Qi-sheng	6.63	1-1	0	6.1	2	0	0	0	9	7	7	4	7	2	0	1	30	.300	0	0	0	0	0	0
37	LEE Yun-ruen	9.00	1-0	0	3.1	3	1	0	0	6	5	5	2	3	3	0	0	15	.400	1	1	0	0	1	0
<b>Totals</b>		<b>2.72</b>	<b>6-3</b>	<b>2</b>	<b>53.0</b>	<b>9</b>	<b>9</b>	<b>0</b>	<b>0</b>	<b>54</b>	<b>32</b>	<b>24</b>	<b>27</b>	<b>46</b>	<b>14</b>	<b>0</b>	<b>2</b>	<b>209</b>	<b>.258</b>	<b>6</b>	<b>3</b>	<b>0</b>	<b>1</b>	<b>5</b>	<b>2</b>
<b>Opponents</b>		<b>6.49</b>	<b>3-6</b>	<b>1</b>	<b>52.2</b>	<b>9</b>	<b>9</b>	<b>1</b>	<b>1</b>	<b>65</b>	<b>69</b>	<b>57</b>	<b>50</b>	<b>29</b>	<b>11</b>	<b>1</b>	<b>3</b>	<b>213</b>	<b>.305</b>	<b>13</b>	<b>11</b>	<b>6</b>	<b>4</b>	<b>5</b>	<b>2</b>

(All Games, Sorted by Fielding Pct)

#	PLAYER	C	PO	A	E	DP	FLD%	CSB	SBA	SBA%	CI	PB
33	LI Cyuan-en	47	37	10	0	0	1.000	1	3	.750	0	1
84	WU Shang-cheng	25	22	3	0	0	1.000	0	0	0	0	0
77	LIN Shu-yan	14	8	6	0	0	1.000	0	0	0	0	0
23	HU Cheng-en	12	11	1	0	0	1.000	0	0	0	0	0
12	GU Meng-jie	6	5	1	0	0	1.000	0	1	1.000	0	0
1	WANG Wei	5	2	3	0	1	1.000	0	0	0	0	0
24	CHEN Yu-shen	3	1	2	0	0	1.000	0	0	0	0	0
83	HO Chun	2	2	0	0	0	1.000	0	0	0	0	0
98	CHUANG Ying-yi	1	1	0	0	0	1.000	0	0	0	0	0
22	HOU Tung-yu	1	1	0	0	0	1.000	0	0	0	0	0
37	LEE Yun-ruen	1	1	0	0	0	1.000	0	0	0	0	0
11	CHEN Qi-sheng	32	25	6	1	2	.969	0	0	0	0	0
56	HSIEH Cheng-chun	34	12	20	2	0	.941	1	0	.000	0	0
17	LI Bing-rong	13	11	1	1	0	.923	0	0	0	0	0
88	LIN Kai-chen	24	10	12	2	1	.917	0	0	0	0	0
93	ZHONG Ding-xu	11	9	1	1	0	.909	0	0	0	0	0
99	ZHANG Yun-en	7	1	4	2	0	.714	0	0	0	0	0
19	HUANG Yu-qian	2	0	1	1	0	.500	0	0	0	0	0
<b>Totals</b>		<b>240</b>	<b>159</b>	<b>71</b>	<b>10</b>	<b>2</b>	<b>.958</b>	<b>2</b>	<b>4</b>	<b>.667</b>	<b>0</b>	<b>1</b>
<b>Opponents</b>		<b>247</b>	<b>158</b>	<b>76</b>	<b>13</b>	<b>6</b>	<b>.947</b>	<b>6</b>	<b>29</b>	<b>.829</b>	<b>0</b>	<b>3</b>

# TEAM'S STATS – ESTADÍSTICAS DE EQUIPO

(INCLUDING GAMES 1-50 – INCLUYENDO JUEGOS DEL 1 AL 50)



## UNITED STATES

## USA

Record: Tournament: 8-1 / Opening Round: 4-1 / Super Round Group: 4-1 / Final: 1-0

(All Games, Sorted by Batting Avg)

#	PLAYER	AVG	GP-GS	AB	R	H	2B	3B	HR	RBI	TB	SLG%	BB	HP	SO	GDP	OB%	SF	SH	SB-ATT
10	CHIKODROFF Christo	.533	9-9	30	11	16	5	0	0	10	21	.700	2	0	4	1	.563	0	0	0-0
7	HATCH Nolan Michae	.522	9-8	23	12	12	0	0	0	4	12	.522	3	1	3	0	.593	0	1	3-3
23	WILHITE Jameson Jo	.500	4-1	2	1	1	0	0	1	3	4	2.000	0	0	1	0	.500	0	0	0-0
27	SULLIVAN Hardin Br	.500	1-1	2	2	1	1	0	0	2	2	1.000	0	1	0	0	.667	0	0	0-0
9	ROTH Radner Michae	.455	6-5	11	1	5	1	0	0	1	6	.545	0	0	4	0	.455	0	0	0-0
11	CARSON Jack Henry	.438	8-5	16	6	7	4	0	0	8	11	.688	2	0	5	0	.474	1	0	1-2
2	MOUNT Duncan Coope	.429	8-6	14	5	6	2	0	0	5	8	.571	5	0	1	0	.579	0	1	0-0
13	VALADEZ Kristian U	.400	9-9	20	9	8	1	0	4	14	21	1.050	10	0	7	1	.600	0	0	2-2
12	MCGEE Russell Marc	.381	9-9	21	7	8	2	0	0	5	10	.476	2	1	5	0	.440	1	0	2-2
3	SPRAY Jaxon Baker	.381	8-7	21	4	8	0	0	0	4	8	.381	1	2	2	0	.458	0	0	0-0
8	ROMERO Jake Tito	.333	4-2	3	2	1	0	0	0	0	1	.333	2	0	1	0	.600	0	0	0-0
14	SUNDBY Hunter Matt	.313	8-4	16	5	5	2	0	1	5	10	.625	0	2	2	0	.389	0	0	0-0
1	ELLIOTT JR Antonio	.250	9-9	20	4	5	2	0	0	6	7	.350	3	1	2	0	.375	0	2	1-2
28	SHELL Barret Warr	.167	6-2	6	1	1	0	0	1	2	4	.667	0	0	1	0	.167	0	0	0-0
19	BLISS Brock Easton	.167	5-0	6	1	1	0	0	0	0	1	.167	0	0	4	0	.167	0	0	0-0
4	SAPP Kai Alexander	.100	9-3	10	5	1	0	0	0	2	1	.100	1	1	4	0	.250	0	0	1-1
26	ROMEJKO Davis Nile	.000	2-0	1	0	0	0	0	0	0	0	.000	0	0	0	0	.000	0	0	0-0
5	BITZENHOFER Mason	.000	7-1	4	1	0	0	0	0	0	0	.000	3	0	0	0	.429	0	0	0-0
<b>Totals</b>		<b>.381</b>		<b>226</b>	<b>77</b>	<b>86</b>	<b>20</b>	<b>0</b>	<b>7</b>	<b>71</b>	<b>127</b>	<b>.562</b>	<b>34</b>	<b>9</b>	<b>46</b>	<b>2</b>	<b>.476</b>	<b>2</b>	<b>4</b>	<b>10-12</b>
<b>Opponents</b>		<b>.145</b>		<b>179</b>	<b>19</b>	<b>26</b>	<b>6</b>	<b>0</b>	<b>2</b>	<b>10</b>	<b>38</b>	<b>.212</b>	<b>25</b>	<b>13</b>	<b>62</b>	<b>1</b>	<b>.295</b>	<b>0</b>	<b>4</b>	<b>11-16</b>

(All Games, Sorted by Earned Run Avg)

#	PLAYER	ERA	W-L	SV	IP	G	GS	CG	SHO	H	R	ER	BB	SO	2B	3B	HR	AB	B/Avg	WP	HP	BK	IBB	SHA	SFA
26	ROMEJKO Davis Nile	0.00	1-0	0	2.2	2	0	0	0	1	0	0	1	6	0	0	0	9	.111	0	1	0	0	0	0
8	ROMERO Jake Tito	0.00	0-0	0	0.0	1	1	0	0	0	0	0	1	0	0	0	0	0	.000	0	1	2	0	0	0
27	SULLIVAN Hardin Br	0.00	0-0	0	1.0	1	1	0	0	0	0	0	1	2	0	0	0	2	.000	0	0	0	0	0	0
28	SHELL Barret Warr	0.64	1-0	1	9.1	4	2	0	0	4	1	1	0	10	2	0	1	32	.125	1	2	0	0	0	0
2	MOUNT Duncan Coope	0.75	1-0	0	8.0	4	1	0	0	4	2	1	6	13	0	0	0	28	.143	1	3	0	0	0	0
13	VALADEZ Kristian U	0.82	1-0	0	7.1	2	1	0	0	1	3	1	6	8	0	0	0	24	.042	1	0	0	0	0	0
19	BLISS Brock Easton	1.29	3-1	0	9.1	4	0	0	0	6	4	2	2	7	0	0	0	31	.194	1	2	0	0	1	0
3	SPRAY Jaxon Baker	2.84	0-0	0	6.1	2	2	0	0	4	3	3	5	8	1	0	0	25	.160	1	2	1	0	0	0
23	WILHITE Jameson Jo	4.15	1-0	0	4.1	3	1	0	0	3	3	3	3	6	2	0	0	14	.214	2	1	0	0	3	0
5	BITZENHOFER Mason	4.91	0-0	0	3.2	4	0	0	0	3	3	3	0	2	1	0	1	14	.214	0	1	0	0	0	0
<b>Totals</b>		<b>1.62</b>	<b>8-1</b>	<b>1</b>	<b>52.0</b>	<b>9</b>	<b>9</b>	<b>0</b>	<b>0</b>	<b>26</b>	<b>19</b>	<b>14</b>	<b>25</b>	<b>62</b>	<b>6</b>	<b>0</b>	<b>2</b>	<b>179</b>	<b>.145</b>	<b>7</b>	<b>13</b>	<b>3</b>	<b>0</b>	<b>4</b>	<b>0</b>
<b>Opponents</b>		<b>8.88</b>	<b>1-8</b>	<b>0</b>	<b>48.0</b>	<b>9</b>	<b>9</b>	<b>0</b>	<b>0</b>	<b>86</b>	<b>77</b>	<b>71</b>	<b>34</b>	<b>46</b>	<b>20</b>	<b>0</b>	<b>7</b>	<b>226</b>	<b>.381</b>	<b>18</b>	<b>9</b>	<b>4</b>	<b>0</b>	<b>4</b>	<b>2</b>

(All Games, Sorted by Fielding Pct)

#	PLAYER	C	PO	A	E	DP	FLD%	CSB	SBA	SBA%	CI	PB
3	SPRAY Jaxon Baker	52	49	3	0	2	1.000	0	0	0	0	0
14	SUNDBY Hunter Matt	39	30	9	0	0	1.000	4	5	.556	0	3
10	CHIKODROFF Christo	10	9	1	0	0	1.000	0	0	0	0	0
11	CARSON Jack Henry	6	6	0	0	0	1.000	0	0	0	0	0
4	SAPP Kai Alexander	4	4	0	0	0	1.000	0	0	0	0	0
5	BITZENHOFER Mason	4	0	4	0	0	1.000	0	0	0	0	0
1	ELLIOTT JR Antonio	2	2	0	0	0	1.000	0	0	0	0	0
19	BLISS Brock Easton	1	0	1	0	0	1.000	0	0	0	0	0
8	ROMERO Jake Tito	1	1	0	0	0	1.000	0	0	0	0	0
13	VALADEZ Kristian U	16	4	11	1	0	.938	0	0	0	0	0
9	ROTH Radner Michae	30	23	5	2	0	.933	0	6	1.000	0	0
12	MCGEE Russell Marc	28	10	15	3	2	.893	0	0	0	0	0
2	MOUNT Duncan Coope	8	6	1	1	0	.875	1	0	.000	0	0
7	HATCH Nolan Michae	22	8	11	3	1	.864	0	0	0	0	0
28	SHELL Barret Warr	7	4	2	1	0	.857	0	0	0	0	0
<b>Totals</b>		<b>230</b>	<b>156</b>	<b>63</b>	<b>11</b>	<b>2</b>	<b>.952</b>	<b>5</b>	<b>11</b>	<b>.688</b>	<b>0</b>	<b>3</b>
<b>Opponents</b>		<b>201</b>	<b>144</b>	<b>44</b>	<b>13</b>	<b>2</b>	<b>.935</b>	<b>2</b>	<b>10</b>	<b>.833</b>	<b>0</b>	<b>3</b>

# ABBREVIATIONS – ABREVIATURAS

(IN ALPHABETICAL ORDER – EN ORDEN ALFABÉTICO)

HITTING – OFENSIVA			PITCHING – PITCHEO		
<b>2B</b>	Doubles	Dobles	<b>2B</b>	Doubles allowed	Dobles permitidos
<b>3B</b>	Triples	Triples	<b>3B</b>	Triples allowed	Triples permitidos
<b>AB</b>	At bats	Veces al bate	<b>AB</b>	At bats	Veces al bate
<b>AVG</b>	Batting average	Average de bateo	<b>B/Avg</b>	Opponent batting average	Average de bateo de los oponentes
<b>BB</b>	Base on balls	Base por bolas	<b>BK</b>	Balk	Balk
<b>GDP</b>	Grounded into double plays	Batazo para Doble Play	<b>BB</b>	Base on balls allowed	Bases por bolas concedidas
<b>G</b>	Games played	Juegos jugados	<b>CG</b>	Complete games	Juegos completo
<b>H</b>	Hits	Hits conectados	<b>ER</b>	Earned runs allowed	Carreras limpias permitidas
<b>HP</b>	Hit by pitch	Golpeado por el lanzador	<b>ERA</b>	Earned run average	Promedio de efectividad
<b>HR</b>	Homeruns	Cuadrangulares	<b>IBB</b>	Intentional base on balls allowed	Bases por bolas intencionales
<b>IBB</b>	Intentional base on balls	Base por bolas intencional	<b>GP</b>	Games pitched	Juegos lanzados
<b>OB%</b>	On base percentage	Promedio de embasado	<b>GS</b>	Games started	Juegos Iniciados
<b>R</b>	Runs scored	Carreras anotadas	<b>H</b>	Hits allowed	Hits permitidos
<b>RBI</b>	Runs batted in	Carreras impulsadas	<b>HP</b>	Hit by pitch	Golpeados por el lanzamiento
<b>SB / ATT</b>	Stolen bases / SB attempts	Bases Robadas / Intentos de robo	<b>HR</b>	Home runs allowed	Cuadrangulares permitidos
<b>SF</b>	Sacrifice flies	Sacrificio Fly	<b>IP</b>	Innings played	Entradas lanzadas
<b>SH</b>	Sacrifice hits	Toque de sacrificio	<b>R</b>	Runs allowed	Carreras permitidas
<b>SLG%</b>	Slugging percentage	Average de slugging	<b>SO</b>	Strikeouts	Ponches propinados
<b>SO</b>	Strikeouts	Ponches	<b>SFA</b>	Sacrifice flies allowed	Sacrificios fly permitidos
<b>TB</b>	Total bases	Total de bases alcanzadas por hit	<b>SHA</b>	Sacrifice hits allowed	Toques de sacrificio permitidos
			<b>SHO</b>	Shutouts / Combination shutouts	Blanqueos / Blanqueos combinados
			<b>SV</b>	Saves	Juegos salvados
			<b>W-L</b>	Wins/Losses	Juegos ganados/Perdidos
			<b>WP</b>	Wild pitches	Wild pitches

FIELDING – DEFENSA		
<b>A</b>	Assists	Asistencias
<b>C</b>	Chances	Total de lances
<b>CI</b>	Catcher's interference	Interferencia del receptor
<b>CSB</b>	Caught stealing (by pitcher and catcher)	Atrapado robando (del lanzador y del receptor)
<b>DP</b>	Double plays participated in	Participaciones en doble play
<b>E</b>	Errors	Errores
<b>FLD%</b>	Fielding percentage	Promedio de defensa
<b>PB</b>	Passed balls (catcher)	Passed ball (receptor)
<b>PO</b>	Putouts	Outs (Eliminaciones)
<b>SBA</b>	Stolen bases allowed (pitcher and catcher)	Robos permitidos (lanzador y receptor)
<b>SBA%</b>	Stolen bases against percentage (pitcher and catcher)	Promedio de robos permitidos (lanzador y receptor)