

BASEBALL EUROPEAN CUP

2025

Final Report
08/06/2025



WBSC

EUROPE

WBSC

EUROPE

BASEBALL SOFTBALL

Final Ranking

- 1  Tenerife Marlins Puerto Cruz (ESP)
- 2  Montpellier Barracudas (FRA)
- 3  Rouen Huskies (FRA)
- 4  Deune Spartans (BEL)
- 5  Hoboken Pioneers (BEL)
- 6  Diving Ducks (AUT)
- 7  Vienna Metrostars (AUT)

Individual awards

Leading hitter



ENCARNACIÓN SEGURA Wander, MAR
batting average .750

Best pitcher



GUILLÉN DÍAZ Pablo, MAR

Most Valuable Player



BRAINVILLE Louis, ROU

Officials

Technical Commission

Technical Delegate

 BILEK Bohumil (CZE)

Technical Commissioner

 REDIN Luis (ESP)


Umpire supervisor

 JACOBS Jean-Paul (BEL)

Umpires

 MENICUCCI Simone (ITA)


 CHAFFOIS François-Xavier (FRA)

 FEDERICO Marco (GER)

 GOTTLIEB Andreas (AUT)

 BENES Ondrej (CZE)

 SUAREZ HERNANDEZ Cuauhtemoc (ESP)

 LARROQUE Stefan (FRA)


 De HAAN Peter (NED)

Scoring Director

 ROSSI Hervé (FRA)

Scorers

 JARBEAU Marine (FRA)

 RAULET Stéphanie (FRA)

 DEMANNEVILLE Mickaël (FRA)

 CHASSERIEAU Myriam (FRA)

 MARECHAL Damien (FRA)

Roster



TENERIFE MARLINS PUERTO CRUZ

ESP

<u>Uniform</u>	<u>Legal Surname</u>	<u>Legal Name</u>	<u>Position</u>	<u>Bats</u>	<u>Throws</u>
5	VALERIO ABREU	Edison	IF	R	R
7	Rodríguez González	Kevin	P	R	R
9	GUILLÉN DÍAZ	Pablo	P	R	R
11	ANGULO CASTRO	Andrés	C	R	R
12	ENCARNACIÓN SEGURA	Wander	IF	R	R
14	GALVAN AREVALO	Lesther	OF	R	R
15	HERNANDEZ RUIZ	Frank	OF	R	R
16	LAVANDERA ÁLVAREZ	Orlando	OF	R	R
17	PERES NUNES	Ian	C	R	R
19	GARCIA HERNAN	Ismael	UTL	R	R
20	RIESGO LOPEZ		P	R	R
22	MONTIEL SIRITT	Richard	IF	R	R
26	Nacar Mejias	Leslie	P	R	R
27	Ustariz Luis	Jesus	IF	R	R
28	SILVA MUGUERZA	Elio	P	R	R
29	FRANCO SANTA	Yancarlo	IF	R	R
36	PÉREZ PADILLA	Andrés	P	R	R
38	REQUENA SIVERIO	Hildemaro	UTL	R	R
22	MONTIEL SIRITT	Richard	Manager		
19	GARCIA HERNAN	Ismael	Coach		

Roster

	DIVING DUCKS	AUT
---	--------------	-----

<u>Uniform</u>	<u>Legal Surname</u>	<u>Legal Name</u>	<u>Position</u>	<u>Bats</u>	<u>Throws</u>
2	SCHEICHER	Klaus	P, IF	R	R
3	ZOUFAL	Alessandro	P, OF	R	R
4	Mc GARRY	Eoghan	P, IF, OF	L	L
8	BRAUNER	Jacob	OF	R	R
12	SCHEICHER	Moritz	P, IF	L	R
13	BOWLES	Kieran Sean	C, IF	R	R
14	SCHWARZ	Elias	C, OF	R	R
15	ASTNER	Felix	P, OF	L	L
16	ASTNER	Moritz	IF	R	R
18	GNEIST	Vitus	P, IF	R	R
24	KIENBERGER	Alexander	P	R	R
27	van DIJCK	Rick	P	L	L
33	AMON	Florian	IF, OF	R	R
46	ICHIMURA	Shogo	C, IF	R	R
47	Serafim de Camargo	Luis Ricardo	C, 1B	R	R
75	SUCHAROWSKI	Stefan	P, C, IF	R	R
99	FAULHABER	Julian	P, IF	L	L
47	Serafim de Camargo	Luis Ricardo	Manager		
31	BICHLER	Matthias	Coach		

Roster



MONTPELLIER BARRACUDAS

FRA

<u>Uniform</u>	<u>Legal Surname</u>	<u>Legal Name</u>	<u>Position</u>	<u>Bats</u>	<u>Throws</u>
1	MONKS	Julien	IF, UTL	R	R
3	GUIRAUD	Mathis	IF	R	R
4	BOUNIOL	Dorian	IF	R	R
5	DOAT	Pierre	C, 3B	R	R
7	PONTIAC	Ismael	P, 1B, OF	L	L
9	BROSSIER	Paolo	OF	L	L
11	COUVREUR	Ben	P	L	L
16	POLIT	Luc	P, UTL	R	R
17	ANDRADES	Laurent	P, 1B, OF	R	L
18	CROS	Grégory	P, IF	R	R
21	BROSSIER	Olivier	UTL	R	R
22	Flores Chaviel	Antoni Daniel	IF	R	R
23	OZANICH	Owen	P	R	R
25	VERA GALINDO	Anderson Josue	P	R	R
27	PITCHER	Andy	OF	R	R
44	KOVACS	Fabian	C	R	R
59	QUINONEZ LANDINEZ	Yoilan Enrique	P	R	R
60	DELEAU	Corentin	P	R	R
64	SCHEURER	Quentin	P	R	R
99	ELEGOET	Léo	C, IF	R	R
6	SMITH	Timothy James	Manager		
21	BROSSIER	Olivier	Coach		
40	RODRIGUEZ	Douglas	Coach		
45	WALTERS	Dawson	Coach		

Roster



HOBOKEN PIONEERS

BEL

<u>Uniform</u>	<u>Legal Surname</u>	<u>Legal Name</u>	<u>Position</u>	<u>Bats</u>	<u>Throws</u>
2	Goffaux	Benjamin	C	R	R
5	Tiliakos	Vegas	UTL	R	R
7	De Brauwer	Zion	IF	R	R
15	Nieto Castillo	Edgardo Jose	IF	R	R
18	Verspreet	Brendan	P	R	R
19	Van Nuffel	Ben	P	R	R
20	De Quint	Dennis	IF	R	R
21	Van Landuyt	Ruben	P	R	R
23	Desmedt	Kevin	P	R	R
24	Spurgeon Mizunoya	Ken	C	R	R
28	Van Nuffel	Sam	P	R	L
29	Neal III	Dennis Roland	P	L	L
39	Verspreet	Xander	OF	R	R
40	Jie-sam-foek	Jason	OF	R	R
53	Roef	Axel	OF	R	R
76	Janssens	Wesley	IF	R	R
80	Brayden	Bebee	P	R	R
81	Unda	Luis	OF	L	L
99	Lewis	Rob	IF	R	L
-	Janssen	Drew	IF	R	R
	Verspreet	Erwin	Manager		
11	Antonacci	Terence	Head Coach		
0	Janssen	Marc	Bench Coach		
98	Lewis	Leon	Hitting Coach		
37	Mertens	Eric	1st Base Coach		
12	Mertens	Jordi	3rd Base Coach		
	Janssen	Drew	Staff		

Roster		
	ROUEN HUSKIES	FRA

<u>Uniform</u>	<u>Legal Surname</u>	<u>Legal Name</u>	<u>Position</u>	<u>Bats</u>	<u>Throws</u>
3	HARRISON	Gabriel	2B, OF	R	R
5	VISSAC	Martin	OF	R	R
6	VIGER	Luc	C, UTL	R	R
7	BRAINVILLE	Louis	C, 3B, DH	R	R
14	FLOOD	Logan	OF	R	R
15	MERCADIER	Thibault	P	R	R
16	MAGNIEN	Arthur	P	R	R
17	PRIOUL	Esteban	P	R	R
26	DUCHOSSOY	Sebastien	UTL	R	R
27	BERT	Joris	OF	L	L
29	BELLINA	Scott	P	R	R
30	DAGNEAU	Bastien	DH, OF	R	R
32	TERLIZZI	Adriano	2B, SS	R	R
35	CERDA	Ruben	C	R	R
39	RAU	Tristan	UTL	R	R
40	BLONDEL	Hugo	1B, DH	R	R
41	MARTINEZ-BOUVIER	Noa	P, UTL	R	R
50	ESPOSITO	Kenny	P	R	R
52	LEBOUC	Oscar	1B, DH	R	R
53	MacKenzie	Jake	3B, UTL	R	R
55	LAVAL QUESNEY	Axel	P	R	R
57	GERBERON	Louis	OF	R	R
65	BECQUEY	Quentin	UTL	R	R
79	MANARANCHE	Matteo	P	R	R
65	BECQUEY	Quentin	Manager		
26	DUCHOSSOY	Sebastien	1st Base Coach		
4	LIVIAN	Luke Maurice	Coach		
91	MARTINEZ	William Ojani	Coach		
17	PRIOUL	Esteban	Pitching Coach		

Roster



DEURNE SPARTANS

BEL

<u>Uniform</u>	<u>Legal Surname</u>	<u>Legal Name</u>	<u>Position</u>	<u>Bats</u>	<u>Throws</u>
4	Vandervelden	Viktor	P, OF	R	R
6	Delgado	Kelvin	IF, OF	L	R
13	Martinez Miranda	Raxon	IF	R	R
21	Marquez	Alexis	P, IF	R	R
22	Vincente Lopez	Adalberto Antonio	OF	R	R
23	Chaibub Coronel	Tony Alberto	IF	L	L
25	Vandervelden	Cazimir	P, IF, OF	L	L
27	Rosario	Angel Williams	IF	R	R
29	Gerdel Nieto	Anderson Denny	P	R	R
31	De Saedeleer	Roche Junior	IF	R	R
33	Reina Viant	Leonel Santiago	OF	L	L
38	Tauil	Nasser	IF	R	R
44	Polanco Machado	Elvis Joel	P	R	R
51	Abreu	Will Alejandro	P	R	R
55	Bustamante	Daniel	OF	L	R
80	Tauil	Nabil	P, OF	R	R
81	Verheyden	Djamy	IF, OF	R	R
85	Larrinaga Ocampo	Jose Luis	P	R	R
97	Arguinzones Ocanto	Johiner Alfonso	C, IF, OF	S	R
99	Lambert	Joey	C, IF, OF	R	R
23	Chaibub Coronel	Tony Alberto	Coach		
27	Rosario	Angel Williams	Coach		
44	Polanco Machado	Elvis Joel	Coach		
85	Larrinaga Ocampo	Jose Luis	Coach		

Roster

	VIENNA METROSTARS	AUT
---	--------------------------	------------




<u>Uniform</u>	<u>Legal Surname</u>	<u>Legal Name</u>	<u>Position</u>	<u>Bats</u>	<u>Throws</u>
4	SIMONSEN	Jakob	P, 2B, OF	R	R
6	FRANKS	Brock	SS	L	R
10	FLEISCHMANN	Jonathan	C, 3B	R	R
11	HACKL	Moritz	P, 2B	R	R
19	WEATHERLY	Nathan Lee	C, 1B	R	R
20	PANSTINGL	Felipe	OF	R	R
25	SCHNORBACH	Kevin	P	R	R
27	LASTINGER	Andreas	LF	R	R
38	LÖFFLER	Dominik	LF, DH	R	R
44	JOHNSTONE	Michael	UTL	R	R
46	SEISER	Claus	C, 3B	R	R
47	PATRICK	Louis	P, 1B	L	L
52	ALZINGER	Richard	OF	R	R
72	SCHADLER	Nicholas	P	R	R
73	PETRACS	Wolfgang	UTL	R	R
74	DITTRICH	Felix	P, OF	R	R
38	LÖFFLER	Dominik	Manager		
44	JOHNSTONE	Michael	Coach		
73	PETRACS	Wolfgang	Coach		

Teams

Group A

-  Tenerife Marlins Puerto Cruz (ESP)
-  Diving Ducks (AUT)
-  Montpellier Barracudas (FRA)
-  Hoboken Pioneers (BEL)

Group B

-  Rouen Huskies (FRA)
-  Deune Spartans (BEL)
-  Vienna Metrostars (AUT)

Schedule and Results

Game	At time	Ballpark	Pool	Home team	Visiting team	Final Score	Inn
Wednesday 4th June							
1	09:00	Rouen	A	 Tenerife Marlins (ESP)	 Diving Ducks (AUT)	16 - 2	7
2	13:00	Rouen	A	 Montpellier Barracudas (FRA)	 Hoboken Pioneers (BEL)	2 - 0	
3	17:00	Rouen	B	 Rouen Huskies (FRA)	 Vienna Metrostars (AUT)	10 - 0	8
Thursday 5th June							
4	09:00	Rouen	A	 Hoboken Pioneers (BEL)	 Tenerife Marlins (ESP)	1 - 3	
5	13:00	Rouen	A	 Montpellier Barracudas (FRA)	 Diving Ducks (AUT)	10 - 0	7
Friday 6th June							
7	09:00	Rouen	B	 Vienna Metrostars (AUT)	 Deune Spartans (BEL)	3 - 4	
8	13:00	Rouen	A	 Diving Ducks (AUT)	 Hoboken Pioneers (BEL)	7 - 9	
9 **	17:00	Rouen	A	 Tenerife Marlins (ESP)	 Montpellier Barracudas (FRA)	Cancel	
6 **	17:00	Rouen	B	 Deune Spartans (BEL)	 Rouen Huskies (FRA)	4 - 28	5
Saturday 7th June							
10	09:00	Rouen	R	 Vienna Metrostars (AUT)	 Diving Ducks (AUT)	4 - 5	
11 **	11:30	Rouen	S	 Tenerife Marlins (ESP)	 Deune Spartans (BEL)	9 - 2	
12 **	16:00	Rouen	S	 Rouen Huskies (FRA)	 Montpellier Barracudas (FRA)	1 - 2	
Sunday 8th June							
13	09:00	Rouen	R	 Hoboken Pioneers (BEL)	 Vienna Metrostars (AUT)	11 - 2	
14	13:00	Rouen	F	 Deune Spartans (BEL)	 Rouen Huskies (FRA)	3 - 5	
15	17:00	Rouen	F	 Tenerife Marlins (ESP)	 Montpellier Barracudas (FRA)	8 - 3	

In each game the home team is named first

NB : relegation bracket is a round of three teams (3A, 3B, 4A) with result of 3A vs 4A conserved from the first round.

** : See Announcements of the Technical Commission

Announcements of the Technical Commission

Trophies and Awards.

The Technical Commission, in consultation with the WBSC Europe Baseball Scoring Commission, decides to include game 1 to game 13 in the determination of the trophies and awards.

Game 6 : Deurne Spartans vs Rouen Huskies

Because of a rain delay, the game is suspended in 2nd inning.

Because of risk of bad weather, the Technical Commission considers it is risky to schedule 4 games on Friday, and even Saturday.

Technical Commission decides, with respect to the WBSC Tournament Regulations, to eliminate game 9 between Tenerife vs Montpellier, because both teams are already qualified to the semifinals. Instead of this game, the suspended game 6 will be resumed.

Standing Group A

The two first positions of group A are determined by using the TQB rule. The result of the TQB calculation is that Tenerife is in 1st place (TQB = 1,0792), and Montpellier in 2nd place (TQB = 0,818).

Game 11 & 12

Considering the forecasted high risk of inclement weather on Saturday 7th, the Technical Commission decides to minimize the risk by moving the game 11 forward to 11:30 at the earliest, or 30 minutes after the end of game 10.

Consequently, game 12 is moved to 16:00.

Game Summary 1

	Tenerife Marlins (ESP) - Diving Ducks (AUT)	
	16 - 2	

Jun 04, 2025 at (Stade Saint Exupéry)

```
-----
Diving Ducks (AUT)                110 000 0   - 2  5  1
Tenerife Marlins Puerto Cruz (ESP) 703 033 (X) - 16 15  2
-----
```

Diving Ducks (AUT) 2

PLAYER	AB	R	H	BI	2B	3B	HR	BB	SB	CS	HP	SH	SF	SO	IBB	KL	GDP	PO	A	E
ICHIMURA Shogo c	4	1	1	0	0	0	0	0	0	0	0	0	0	0	0	0	0	3	0	0
BOWLES Kieran ss	2	0	1	0	0	0	0	0	0	0	1	1	0	0	0	0	0	0	1	1
SCHEICHER Moritz 3b	3	0	1	1	0	0	0	0	0	0	0	0	0	0	0	0	0	0	1	0
FAULHABER Julian 1b	3	0	0	0	0	0	0	0	0	0	0	0	0	1	0	0	1	5	0	0
ASTNER Felix cf	3	0	1	0	0	0	0	0	0	0	0	0	0	0	0	0	0	0	0	0
MC GARRY Eoghan lf	2	0	0	0	0	0	1	0	0	0	0	0	0	0	0	0	0	5	0	0
ZOUFAL Alessandro dh/rf	2	0	0	0	0	0	0	0	0	0	0	0	0	1	0	0	0	1	0	0
AMON Florian ph/rf	1	0	0	0	0	0	0	0	0	0	0	0	0	0	0	0	1	1	0	0
ASTNER Moritz rf/2b	3	1	0	0	0	0	0	1	0	0	0	0	2	0	0	0	0	2	1	0
SUCHAROWSKI Stefan 2b/p	1	0	0	1	0	0	0	1	0	0	0	0	0	0	0	0	0	1	1	0
KIENBERGER Alexander ph	1	0	1	0	1	0	0	0	0	0	0	0	0	0	0	0	0	0	0	0
SCHEICHER Klaus p	0	0	0	0	0	0	0	0	0	0	0	0	0	0	0	0	0	0	0	0
BRAUNER Jacob p	0	0	0	0	0	0	0	0	0	0	0	0	0	0	0	0	0	0	0	0
SCHWARZ Elias p	0	0	0	0	0	0	0	0	0	0	0	0	0	0	0	0	0	0	0	0
Totals	25	2	5	2	1	0	0	2	1	0	1	1	0	4	0	0	2	18	4	1

Tenerife Marlins Puerto Cruz (ESP) 16

PLAYER	AB	R	H	BI	2B	3B	HR	BB	SB	CS	HP	SH	SF	SO	IBB	KL	GDP	PO	A	E
HERNANDEZ Frank cf	4	2	1	0	1	0	0	1	1	0	0	0	0	0	0	0	0	1	0	0
ENCARNACION Wander 3b	4	4	3	3	0	0	1	1	0	0	0	0	0	0	0	0	0	1	1	0
VALERIO Edison ss	5	3	3	0	0	0	0	0	0	0	0	0	1	0	0	0	0	2	5	0
USTARIZ Jesus 1b	2	2	1	4	0	0	1	2	0	0	0	0	1	1	0	1	0	9	1	1
GALVAN Lesther lf	4	1	3	2	0	0	0	1	0	0	0	0	0	0	0	0	0	1	0	0
FRANCO Yancarlo 2b	3	1	1	2	1	0	0	1	0	0	0	1	0	0	0	0	0	1	4	0
ANGULO Andres rf	4	1	2	3	0	0	0	0	0	0	0	0	0	0	0	0	0	2	0	0
PERES Ian c	3	1	1	2	0	0	1	1	0	0	0	0	0	0	0	0	0	3	0	1
LAVANDERA Orlando dh	2	1	0	0	0	0	2	0	0	0	0	0	0	0	0	0	1	0	0	0
RODRIGUEZ Kevin p	0	0	0	0	0	0	0	0	0	0	0	0	0	0	0	0	0	1	1	0
Totals	31	16	15	16	2	0	3	9	1	0	0	0	2	2	0	1	1	21	12	2

Diving Ducks (AUT)	IP	H	R	ER	BB	SO	WP	HP	BK	IBB	SH	SF	2B	3B	HR	AB	BF	FO	GO	NP
SCHEICHER Klaus L,0-1	2.0	7	7	6	2	1	0	0	0	0	0	1	1	0	1	13	16	4	1	67
BRAUNER Jacob	1.0	2	3	3	5	1	0	0	0	0	0	0	1	0	1	5	10	2	0	35
SCHWARZ Elias	1.0	2	3	3	2	0	1	0	0	0	0	0	0	0	0	4	6	1	1	24
SUCHAROWSKI Stefan	2.0	4	3	3	0	0	0	0	0	0	0	1	0	0	1	9	10	5	1	35

Tenerife Marlins Puerto Cruz (ESP)	IP	H	R	ER	BB	SO	WP	HP	BK	IBB	SH	SF	2B	3B	HR	AB	BF	FO	GO	NP
RODRIGUEZ Kevin W,1-0	7.0	5	2	2	2	4	1	1	0	0	1	0	1	0	0	25	29	6	10	108

Umpires: HP-François-Xavier CHAFFOIS (FRA), 1B-Stefan LARROQUE (FRA), 3B-Ondrej BENES (CZE)
 Scorers: Marine JARBEAU (FRA), Myriam CHASSERIEAU (FRA)
 TC: Luis REDÍN (ESP), Bohumil Bilek (CZE)
 Start: 9:02 Time: 2:16 Attendance: 110 Weather: Cloudy
 Game Notes: None

Game Summary 2



Montpellier Barracudas (FRA) - Hoboken Pioneers (BEL)



2 - 0

Jun 04, 2025 at (Stade Saint Exupéry)

```

-----
Hoboken Pioneers (BEL)      000 000 00 0   - 0  5  1
Montpellier Barracudas (FRA) 001 000 10(X) - 2  3  3
-----

```

Hoboken Pioneers (BEL) 0

PLAYER	AB	R	H	BI	2B	3B	HR	BB	SB	CS	HP	SH	SF	SO	IBB	KL	GDP	PO	A	E
GOFFAUX Benjamin c	4	0	0	0	0	0	0	0	0	0	0	0	0	0	0	0	0	4	1	0
UNDA Luis cf	4	0	1	0	0	0	0	0	0	0	0	0	0	1	0	0	0	1	0	0
NIETO CASTILLO Edgar ss	1	0	0	0	0	0	0	0	0	0	0	0	0	0	0	0	0	0	0	0
TILIAKOS Vegas rf	2	0	0	0	0	0	0	0	0	0	0	0	0	0	0	0	0	2	0	0
JIE-SAM-FOEK Jason ph	1	0	0	0	0	0	0	0	0	0	0	0	0	1	0	0	0	0	0	0
DE QUINT Dennis 3b	4	0	1	0	0	0	0	0	0	0	0	0	0	1	0	1	0	1	3	0
JANSSENS Wesley 2b	3	0	1	0	1	0	0	0	0	0	0	0	0	0	0	0	0	1	5	4
VERSPREET Xander lf	3	0	1	0	0	0	0	0	0	0	0	0	0	0	0	0	0	1	0	0
LEWIS Rob lb	3	0	0	0	0	0	0	0	0	1	0	0	0	0	0	0	0	6	0	0
ROEF Axel dh	3	0	0	0	0	0	0	0	0	0	0	0	2	0	0	0	0	0	0	0
DE BRAUWER Zion rf/ss	3	0	1	0	0	0	0	0	1	0	0	0	0	0	0	0	0	4	2	0
NEAL III Dennis Rola p	0	0	0	0	0	0	0	0	0	0	0	0	0	0	0	0	0	0	0	1
VAN NUFFEL Ben p	0	0	0	0	0	0	0	0	0	0	0	0	0	0	0	0	0	0	0	0
BRAYDEN Bebee p	0	0	0	0	0	0	0	0	0	0	0	0	0	0	0	0	0	0	2	0
DESMEDT Kevin p	0	0	0	0	0	0	0	0	0	0	0	0	0	0	0	0	0	0	0	0
Totals	31	0	5	0	1	0	0	0	1	1	0	0	0	5	0	1	1	24	12	1

Montpellier Barracudas (FRA) 2

PLAYER	AB	R	H	BI	2B	3B	HR	BB	SB	CS	HP	SH	SF	SO	IBB	KL	GDP	PO	A	E
BROSSIER Paolo cf	2	0	1	0	0	0	0	1	1	0	1	0	0	0	0	0	0	4	0	0
KOVACS Fabian c	3	0	0	1	0	0	0	0	0	0	0	0	1	0	0	0	1	5	0	0
FLORES CHAVIEL Anton ss	3	0	0	0	0	0	0	1	0	0	0	0	0	0	0	0	0	1	4	1
DOAT Pierre 3b	4	0	0	0	0	0	0	0	0	0	0	0	0	1	0	0	0	2	4	0
BOUNIOL Dorian 2b	4	0	0	0	0	0	0	0	1	0	0	0	0	0	0	0	0	1	4	0
PONTIAC Ismael lb	3	0	1	0	1	0	0	0	0	0	0	0	0	0	0	0	0	10	0	1
PITCHER Andy rf	1	0	0	0	0	0	0	1	0	0	0	1	0	1	0	0	0	2	1	0
COUVREUR Ben dh	2	2	0	0	0	0	0	0	0	1	0	0	0	0	0	0	0	0	0	0
GUIRAUD Mathis lf	1	0	1	1	0	0	0	1	0	0	0	1	0	0	0	0	0	2	0	0
VERA Anderson p	0	0	0	0	0	0	0	0	0	0	0	0	0	0	0	0	0	0	1	1
Totals	23	2	3	2	1	0	0	4	1	1	2	2	1	2	0	0	1	27	14	3

Hoboken Pioneers (BEL)	IP	H	R	ER	BB	SO	WP	HP	BK	IBB	SH	SF	2B	3B	HR	AB	BF	FO	GO	NP
NEAL III Dennis Rola L,0-1	3.0	1	1	1	0	2	0	2	0	0	1	1	0	0	0	9	13	4	3	59
VAN NUFFEL Ben	3.0	0	0	0	2	0	0	0	0	0	0	0	0	0	0	8	10	4	4	33
BRAYDEN Bebee	1.0	2	1	1	1	0	0	0	0	0	1	0	1	0	0	4	6	1	2	20
DESMEDT Kevin	1.0	0	0	0	1	0	0	0	0	0	0	0	0	0	0	2	3	1	1	11

Montpellier Barracudas (FRA)	IP	H	R	ER	BB	SO	WP	HP	BK	IBB	SH	SF	2B	3B	HR	AB	BF	FO	GO	NP
VERA Anderson W,1-0	9.0	5	0	0	0	5	0	0	0	0	0	0	1	0	0	31	31	10	9	103

Umpires: HP-Marco FEDERICO (GER), 1B-Andreas GOTTLIEB (AUT), 3B-Peter DE HAAN (NED)
 Scorers: Damien MARECHAL (FRA), Mickael DEMANNEVILLE (FRA)
 TC: Luis REDÍN (ESP), Bohumil Bilek (CZE)
 Start: 12:58 Time: 2:21 Attendance: 105 Weather: Cloudy
 Game Notes: None

Game Summary 3



Rouen Huskies (FRA) - Vienna Metrostars (AUT)

10 - 0



Jun 04, 2025 at (Stade Saint Exupéry)

 Vienna Metrostars (AUT) 000 000 00 - 0 4 2
 Rouen Huskies (FRA) 100 012 24 - 10 10 3

Vienna Metrostars (AUT) 0

PLAYER	AB	R	H	BI	2B	3B	HR	BB	SB	CS	HP	SH	SF	SO	IBB	KL	GDP	PO	A	E
SEISER Claus 3b	4	0	1	0	1	0	0	0	0	0	0	0	0	0	0	0	0	0	6	0
SCHADLER Nicholas 2b	2	0	0	0	0	0	0	0	0	0	0	2	0	1	0	0	0	3	3	0
FRANKS Brock ss	4	0	0	0	0	0	0	0	0	0	0	0	0	3	0	1	0	2	5	0
FLEISCHMANN Jonathan dh	3	0	1	0	0	0	0	0	0	0	0	0	0	0	0	0	0	0	0	0
HACKL Mo cf	0	0	0	0	0	0	0	1	0	0	0	0	0	0	0	0	0	0	0	0
DITTRICH Felix lf	4	0	0	0	0	0	0	0	0	0	0	0	0	0	0	0	0	0	0	0
PATRICK Louis lb	3	0	1	0	0	0	0	0	0	0	0	0	0	0	0	0	0	13	2	0
WEATHERLY Nathan c	3	0	1	0	0	0	0	0	0	0	0	0	0	1	0	1	0	2	1	2
SIMONSEN Jakob cf/p	3	0	0	0	0	0	0	0	0	0	0	0	0	0	0	0	0	1	0	0
PANSTINGL Felipe rf	2	0	0	0	0	0	1	0	0	0	0	0	0	1	0	1	0	2	0	0
Totals	28	0	4	0	1	0	0	2	0	0	0	2	0	6	0	3	0	23	17	2

Rouen Huskies (FRA) 10

PLAYER	AB	R	H	BI	2B	3B	HR	BB	SB	CS	HP	SH	SF	SO	IBB	KL	GDP	PO	A	E
BLONDEL Hugo lb	3	2	1	0	0	0	0	2	0	0	0	0	0	0	0	0	0	7	1	1
FLOOD Logan rf	4	1	1	1	0	0	0	0	1	0	0	0	1	0	0	0	0	2	0	0
MACKENZIE Jake ss	4	0	1	2	0	0	0	1	1	0	0	0	0	0	0	0	0	2	6	0
HARRISON Gabriel 2b	3	1	0	0	0	0	0	1	0	0	0	0	0	0	0	0	0	2	3	0
DAGNEAU Bastien dh	3	1	2	0	0	0	0	0	0	1	1	0	0	0	0	0	0	0	0	0
BERT Joris cf	4	1	0	0	0	0	0	0	0	0	0	0	0	0	0	0	0	3	0	0
BRAINVILLE Louis 3b	3	2	3	4	1	0	1	1	1	0	0	0	0	0	0	0	0	0	0	1
VIGER Luc c	2	0	0	0	0	0	0	0	0	0	0	1	0	1	0	0	0	4	0	0
CERDA Ruben c	1	1	1	0	0	0	0	0	0	0	0	0	0	0	0	0	0	2	0	0
LEBOUC Oscar lf	4	1	1	1	0	0	0	0	0	0	0	0	0	0	0	0	0	1	0	0
BELLINA Scott p	0	0	0	0	0	0	0	0	0	0	0	0	0	0	0	0	0	1	1	1
LAVAL QUESNEY Axel p	0	0	0	0	0	0	0	0	0	0	0	0	0	0	0	0	0	0	1	0
Totals	31	10	10	8	1	0	1	5	3	1	1	1	1	1	0	0	0	24	12	3

Vienna Metrostars (AUT)	IP	H	R	ER	BB	SO	WP	HP	BK	IBB	SH	SF	2B	3B	HR	AB	BF	FO	GO	NP
HACKL Mo L,0-1	6.0	4	4	3	4	1	1	1	0	0	1	0	1	0	0	20	26	3	13	86
SIMONSEN Jakob	1.2	6	6	4	1	0	0	0	0	0	0	1	0	0	1	11	13	3	2	31

Rouen Huskies (FRA)	IP	H	R	ER	BB	SO	WP	HP	BK	IBB	SH	SF	2B	3B	HR	AB	BF	FO	GO	NP
BELLINA Scott W,1-0	6.0	4	0	0	0	4	0	0	0	0	1	0	1	0	0	22	23	6	8	79
LAVAL QUESNEY Axel	2.0	0	0	0	2	2	0	0	0	0	1	0	0	0	0	6	9	1	3	34

Umpires: HP-Cuauhtemoc Suarez (ESP), 1B-Simone Menicucci (ITA), 3B-Ondrej BENES (CZE)
 Scorers: Myriam CHASSERIEAU (FRA), Mickael DEMANNEVILLE (FRA)
 TC: Bohumil Bilek (CZE), Luis REDIN (ESP)
 Start: 16:56 Time: 2:01 Attendance: 245 Weather: Cloudy
 Game Notes: None

Game Summary 4



Hoboken Pioneers (BEL) - Tenerife Marlins (ESP)



1 - 3

Jun 05, 2025 at (Stade Saint Exupéry)

Tenerife Marlins Puerto Cruz (ESP) 000 000 003 - 3 7 0
 Hoboken Pioneers (BEL) 000 000 001 - 1 6 1

Tenerife Marlins Puerto Cruz (ESP) 3

PLAYER	AB	R	H	BI	2B	3B	HR	BB	SB	CS	HP	SH	SF	SO	IBB	KL	GDP	PO	A	E
HERNANDEZ Frank cf	4	0	1	0	1	0	0	0	0	0	0	0	0	0	0	0	0	0	0	0
ENCARNACION Wander 3b	3	1	1	0	0	0	0	1	0	0	0	0	0	0	0	0	0	0	1	0
VALERIO Edison ss	4	1	1	2	0	0	1	0	0	0	0	0	0	1	0	1	0	2	4	0
USTARIZ Jesus lb	4	1	1	0	0	0	0	2	0	0	0	0	1	0	1	0	0	11	0	0
GALVAN Lesther lf	4	0	1	1	0	0	0	0	0	0	0	0	0	0	0	0	0	1	0	0
FRANCO Yancarlo 2b	4	0	0	0	0	0	0	0	0	0	0	0	1	0	0	0	0	2	4	0
ANGULO Andres rf	4	0	1	0	0	0	0	0	0	0	0	0	0	0	0	0	0	3	1	0
PERES Ian c	4	0	0	0	0	0	0	0	0	0	0	0	0	3	0	1	0	6	0	0
LAVANDERA Orlando dh	3	0	1	0	0	0	0	0	0	0	0	0	1	0	1	0	0	0	0	0
NaCAR Leslie p	0	0	0	0	0	0	0	0	0	0	0	0	0	0	0	0	0	2	2	0
PEREZ Andres p	0	0	0	0	0	0	0	0	0	0	0	0	0	0	0	0	0	0	0	0
Totals	34	3	7	3	1	0	1	1	2	0	0	0	0	7	0	4	0	27	12	0

Hoboken Pioneers (BEL) 1

PLAYER	AB	R	H	BI	2B	3B	HR	BB	SB	CS	HP	SH	SF	SO	IBB	KL	GDP	PO	A	E
GOFFAUX Benjamin ss	4	1	1	0	0	0	0	0	0	0	0	0	0	1	0	1	1	0	2	1
JANSSENS Wesley 2b	4	0	1	0	0	0	0	0	0	0	0	0	0	0	0	0	0	1	1	0
UNDA Luis cf	3	0	0	1	0	0	0	1	1	0	0	0	0	0	0	0	0	2	0	0
DE QUINT Dennis 3b	4	0	2	0	0	0	0	0	0	0	0	0	0	0	0	0	0	1	4	0
ROEF Axel pr	0	0	0	0	0	0	0	0	0	0	0	0	0	0	0	0	0	0	0	0
VERSPREET Xander lf	4	0	1	0	1	0	0	0	0	0	0	0	2	0	0	0	0	2	0	0
LEWIS Rob lb	3	0	0	0	0	0	0	0	0	0	0	0	0	0	0	0	0	8	0	0
JIE-SAM-FOEK Jason dh	3	0	1	0	0	0	0	0	0	0	0	0	0	1	0	0	0	0	0	0
SPURGEON MIZUNOYA Ke c	3	0	0	0	0	0	0	0	0	0	0	0	1	0	1	0	0	7	1	0
DE BRAUWER Zion rf	2	0	0	0	0	0	0	0	0	0	1	0	0	1	0	1	0	4	0	0
BRAYDEN Bebee p	0	0	0	0	0	0	0	0	0	0	0	0	0	0	0	0	0	2	0	0
DESMEDT Kevin p	0	0	0	0	0	0	0	0	0	0	0	0	0	0	0	0	0	0	0	0
Totals	30	1	6	1	1	0	0	1	1	0	1	0	0	6	0	3	1	27	8	1

Tenerife Marlins Puerto Cruz (ESP)	IP	H	R	ER	BB	SO	WP	HP	BK	IBB	SH	SF	2B	3B	HR	AB	BF	FO	GO	NP
NaCAR Leslie W,1-0	8.2	6	1	1	6	0	1	0	0	0	0	1	0	0	29	31	8	9	105	
PEREZ Andres SV,1	0.1	0	0	0	0	0	0	0	0	0	0	0	0	0	1	1	0	1	2	

Hoboken Pioneers (BEL)	IP	H	R	ER	BB	SO	WP	HP	BK	IBB	SH	SF	2B	3B	HR	AB	BF	FO	GO	NP
BRAYDEN Bebee L,0-1	8.0	6	3	2	1	6	1	0	0	0	0	0	1	0	1	30	31	11	6	112
DESMEDT Kevin	1.0	1	0	0	0	1	0	0	0	0	0	0	0	0	4	4	1	1	15	

Umpires: HP-Stefan LARROQUE (FRA), 1B-Marco FEDERICO (GER), 3B-François-Xavier CHAFFOIS (FRA)
 Scorers: Damien MARECHAL (FRA), Stéphanie RAULET (FRA)
 TC: Luis REDÍN (ESP)
 Start: 9:00 Time: 2:19 Attendance: 212 Weather: Cloudy
 Game Notes: None

Game Summary 5



Montpellier Barracudas (FRA) - Diving Ducks (AUT)

10 - 0



Jun 05, 2025 at (Stade Saint Exupéry)

 Diving Ducks (AUT) 000 000 0 - 0 0 3
 Montpellier Barracudas (FRA) 000 360 1 - 10 12 0

Diving Ducks (AUT) 0

PLAYER	AB	R	H	BI	2B	3B	HR	BB	SB	CS	HP	SH	SF	SO	IBB	KL	GDP	PO	A	E
ASTNER Felix cf	3	0	0	0	0	0	0	0	0	0	0	0	0	2	0	1	0	3	0	0
BOWLES Kieran ss	3	0	0	0	0	0	0	0	0	0	0	0	0	0	0	0	0	2	1	0
AMON Florian lf	0	0	0	0	0	0	0	0	0	0	0	0	0	0	0	0	0	2	0	0
SCHEICHER Moritz 3b/ss	3	0	0	0	0	0	0	0	0	0	0	0	0	2	0	2	0	1	0	0
ICHIMURA Shogo c	0	0	0	0	0	0	0	3	1	0	0	0	0	0	0	0	0	1	1	1
FAULHABER Julian 1b	3	0	0	0	0	0	0	0	0	0	0	0	0	2	0	0	0	8	1	1
SUCHAROWSKI Stefan 2b/3b	3	0	0	0	0	0	0	0	0	0	0	0	0	1	0	0	0	0	3	0
MC GARRY Eoghan dh	1	0	0	0	0	0	0	1	0	0	0	0	0	1	0	0	0	0	0	0
ZOUFAL Alessandro lf	2	0	0	0	0	0	0	0	0	0	0	0	0	2	0	0	0	0	0	0
SCHWARZ Elias rf	0	0	0	0	0	0	0	0	0	0	0	0	0	0	0	0	0	0	0	0
ASTNER Moritz rf/2b	2	0	0	0	0	0	0	0	0	0	0	0	0	2	0	0	0	3	0	1
GNEIST Vitus p	0	0	0	0	0	0	0	1	1	0	0	0	0	0	0	0	0	0	1	0
VAN DIJCK Rick p	0	0	0	0	0	0	0	0	0	0	0	0	0	0	0	0	0	0	1	0
Totals	20	0	0	0	0	0	0	4	2	1	0	0	0	12	0	3	0	20	8	3

Montpellier Barracudas (FRA) 10

PLAYER	AB	R	H	BI	2B	3B	HR	BB	SB	CS	HP	SH	SF	SO	IBB	KL	GDP	PO	A	E
BROSSIER Paolo cf	4	0	0	0	0	0	0	0	0	0	0	0	0	1	0	1	0	4	0	0
BOUNIOL Dorian 2b/ss	4	1	1	0	0	0	0	0	1	0	0	0	0	0	0	0	0	0	1	0
KOVACS Fabian c/1b	3	2	1	1	0	0	1	1	0	0	0	0	0	0	0	0	0	12	2	0
FLORES CHAVIEL Anton ss	2	1	0	0	0	0	0	1	0	0	0	0	0	1	1	0	0	2	0	0
ELEGOET Leo 1b/c	1	0	0	0	0	0	0	0	0	0	0	0	0	0	0	0	0	0	0	0
PONTIAC Ismael rf	4	1	2	2	0	0	0	0	1	0	0	0	0	0	0	0	0	0	0	0
DOAT Pierre 3b	2	3	1	1	0	0	1	1	0	0	1	0	0	0	0	0	0	1	0	0
PITCHER Andy dh/p	4	2	3	3	0	0	1	0	0	0	0	0	0	0	0	0	0	0	0	0
POLIT Luc 1b/2b	3	0	1	1	0	0	0	0	0	0	0	0	0	0	0	0	0	2	1	0
GUIRAUD Mathis lf	3	0	3	0	0	0	0	0	1	0	0	0	0	0	0	0	0	0	0	0
COUVREUR Ben p	0	0	0	0	0	0	0	0	0	0	0	0	0	0	0	0	0	0	0	0
Totals	30	10	12	8	0	0	3	3	2	1	1	0	0	2	1	1	0	21	4	0

Diving Ducks (AUT)	IP	H	R	ER	BB	SO	WP	HP	BK	IBB	SH	SF	2B	3B	HR	AB	BF	FO	GO	NP
GNEIST Vitus L,0-1	4.0	6	3	3	0	2	0	0	0	0	0	0	0	0	3	18	18	7	2	65
VAN DIJCK Rick	2.2	6	7	6	3	0	1	1	0	1	0	0	0	0	0	12	16	3	3	46

Montpellier Barracudas (FRA)	IP	H	R	ER	BB	SO	WP	HP	BK	IBB	SH	SF	2B	3B	HR	AB	BF	FO	GO	NP
COUVREUR Ben W,1-0	6.0	0	0	0	3	12	0	0	1	0	0	0	0	0	0	17	20	4	1	78
PITCHER Andy	1.0	0	0	0	1	0	0	0	0	0	0	0	0	0	0	3	4	2	1	14

Umpires: HP-Peter DE HAAN (NED), 1B-Cuauhtemoc Suarez (ESP), 3B-Simone Menicucci (ITA)
 Scorers: Marine JARBEAU (FRA), Damien MARECHAL (FRA)
 TC: Bohumil Bilek (CZE)
 Start: 12:57 Time: 1:52 Attendance: 155 Weather: Rainy
 Game Notes: None

Game Summary 6

Deurne Spartans (BEL) - Rouen Huskies (FRA)

4 - 28

Jun 05, 2025 at (Stade Saint Exupéry)

Rouen Huskies (FRA) 4(10)4 46 - 28 24 1
Deurne Spartans (BEL) 2 2 0 00 - 4 5 7

Rouen Huskies (FRA) 28

PLAYER	AB	R	H	BI	2B	3B	HR	BB	SB	CS	HP	SH	SF	SO	IBB	KL	GDP	PO	A	E
BLONDEL Hugo 1b	5	5	4	3	3	0	0	1	0	0	0	0	0	0	0	0	0	5	0	0
FLOOD Logan rf/cf	4	3	1	2	0	0	0	1	0	0	1	0	0	0	0	0	0	1	0	0
MACKENZIE Jake ss	5	5	4	4	3	0	0	1	1	0	0	0	0	0	0	0	0	0	1	0
HARRISON Gabriel 2b	2	2	2	2	0	0	0	0	0	0	0	0	0	0	0	0	0	0	0	0
DUCHOSSOY Sebastien ph/2b	3	2	1	2	0	0	0	1	0	0	0	0	0	0	0	0	0	1	2	1
BRAINVILLE Louis 3b	5	2	4	3	2	0	0	1	0	0	0	0	0	0	0	0	0	1	2	0
DAGNEAU Bastien lf	4	2	3	4	0	0	0	0	0	0	0	0	0	1	0	1	0	0	0	0
GERBERON Louis lf	2	0	1	1	0	0	0	0	0	0	0	0	0	1	0	1	0	0	0	0
BERT Joris cf	4	1	2	1	1	0	0	0	0	0	0	0	2	0	0	0	0	0	0	0
MARTINEZ-BOUVIER Noa rf	1	1	0	0	0	0	0	1	0	0	0	0	0	0	0	0	0	1	0	0
VIGER Luc c	2	1	1	1	1	0	0	1	0	0	0	0	0	0	0	0	0	4	0	0
CERDA Ruben ph/c	2	0	0	0	0	0	0	0	0	0	0	0	0	0	0	0	0	2	0	0
LEBOUC Oscar dh	2	4	1	1	0	0	0	3	0	0	0	0	0	0	0	0	0	0	0	0
PRIOUL Esteban p	0	0	0	0	0	0	0	0	0	0	0	0	0	0	0	0	0	0	0	0
LAVAL QUESNEY Axel p	0	0	0	0	0	0	0	0	0	0	0	0	0	0	0	0	0	0	0	0
MANARANCHE Matteo p	0	0	0	0	0	0	0	0	0	0	0	0	0	0	0	0	0	0	0	0
Totals	41	28	24	24	10	0	0	10	1	0	1	0	0	4	0	2	0	15	5	1

Deurne Spartans (BEL) 4

PLAYER	AB	R	H	BI	2B	3B	HR	BB	SB	CS	HP	SH	SF	SO	IBB	KL	GDP	PO	A	E
REINA VIANT Leonel rf/lf/1b/p	2	1	1	0	0	0	0	0	0	0	1	0	0	1	0	0	0	1	0	1
MARTINEZ MIRANDA Rax ss	2	1	0	1	0	0	0	1	0	0	0	0	0	0	0	0	0	0	5	2
MARQUEZ Alexis 2b	3	0	2	0	0	0	0	0	0	0	0	0	0	0	0	0	0	2	0	1
BUSTAMANTE Daniel cf	1	0	0	1	0	0	0	1	0	0	1	0	0	0	0	0	0	1	0	0
ARGUINZONES OCANTO J c	3	0	0	1	0	0	0	0	0	0	0	0	0	0	0	0	0	4	0	1
DE SAEDELEER Roche J dh	1	0	0	0	0	0	0	0	0	0	0	0	0	1	0	1	0	0	0	0
VINCENTE LOPEZ Adalb rf	2	0	1	0	0	0	0	0	0	0	0	0	0	0	0	0	0	1	0	1
ROSARIO Angel Willia 3b	3	0	0	0	0	0	0	0	0	0	0	0	0	2	0	1	0	2	1	0
TAUIL Nabil lf/rf/p/lf	1	1	0	0	0	0	0	1	0	0	0	0	0	1	0	1	0	0	0	1
VANDERVELDEN Cazimir 1b/lf/1b	2	1	1	0	0	0	0	0	0	0	0	0	1	0	1	0	0	4	0	0
LARRINAGA OCAMPO Jos p	0	0	0	0	0	0	0	0	0	0	0	0	0	0	0	0	0	0	1	0
Totals	20	4	5	3	0	0	0	3	0	0	2	0	0	6	0	4	0	15	7	7

Rouen Huskies (FRA)	IP	H	R	ER	BB	SO	WP	HP	BK	IBB	SH	SF	2B	3B	HR	AB	BF	FO	GO	NP
PRIOUL Esteban	1.0	2	2	2	1	2	1	1	0	0	0	0	0	0	0	5	7	0	1	23
LAVAL QUESNEY Axel W,1-0	3.0	2	2	2	1	4	0	1	0	0	0	0	0	0	0	11	13	0	5	29
MANARANCHE Matteo	1.0	1	0	0	1	0	0	0	0	0	0	0	0	0	0	4	5	2	1	13

Deurne Spartans (BEL)	IP	H	R	ER	BB	SO	WP	HP	BK	IBB	SH	SF	2B	3B	HR	AB	BF	FO	GO	NP
LARRINAGA OCAMPO Jos L,0-1	1.1	10	10	10	3	0	1	0	0	0	0	0	4	0	0	14	17	1	3	67
TAUIL Nabil	1.2	6	8	3	4	3	2	0	0	0	0	0	4	0	0	13	17	0	2	37
REINA VIANT Leonel	2.0	8	10	9	3	1	0	1	0	0	0	0	2	0	0	14	18	2	3	49

Umpires: HP-Andreas GOTTLIEB (AUT), 1B-Ondrej BENES (CZE), 3B-Marco FEDERICO (GER)
Scorers: Mickael DEMANNEVILLE (FRA), Stéphanie RAULET (FRA)
TC: Bohumil Bilek (CZE)
Start: 16:55 Time: 2:13 Attendance: 150 Weather: Rainy
Game Notes: Play ball on 5th at 16:55
Rain delay at 17:43
Resume on 6th at 17h14
End game at 18:39

Game Summary 7

Vienna Metrostars (AUT) - Deurne Spartans (BEL)

3 - 4

Jun 06, 2025 at (Stade Saint Exupéry)

Deurne Spartans (BEL) 001 010 200 - 4 9 2
 Vienna Metrostars (AUT) 000 010 020 - 3 6 2

Deurne Spartans (BEL) 4

PLAYER	AB	R	H	BI	2B	3B	HR	BB	SB	CS	HP	SH	SF	SO	IBB	KL	GDP	PO	A	E
REINA VIANT Leonel rf	4	0	0	0	0	0	0	1	0	0	0	0	0	1	0	0	0	2	0	0
MARTINEZ MIRANDA Rax ss	5	1	1	0	0	0	0	0	1	0	0	0	0	1	0	0	0	0	3	0
MARQUEZ Alexis 2b/3b	4	3	3	0	1	0	0	1	0	0	0	0	0	0	0	0	0	1	1	0
BUSTAMANTE Daniel cf	4	0	1	0	0	0	0	1	0	0	0	0	0	0	0	0	0	0	1	0
ARGUINZONES OCANTO J c	4	0	3	3	0	0	0	0	0	1	1	0	0	0	0	0	0	13	0	0
DE SAEDELEER Roche J 3b/2b	3	0	0	0	0	0	0	1	0	0	0	0	0	0	0	0	0	0	1	1
TAUIL Nabil dh	3	0	0	0	0	0	0	0	0	0	0	0	0	2	0	0	0	0	0	0
POLANCO Elvis ph	1	0	0	0	0	0	0	0	0	0	0	0	0	0	0	0	0	0	0	0
VINCENTE LOPEZ Adalb lf	3	0	0	0	0	0	0	0	0	0	1	0	0	2	0	2	0	2	0	0
VANDERVELDEN Cazimir lb	4	0	1	0	0	0	0	0	0	0	0	0	0	0	0	0	0	0	8	0
GERDEL NIETO Anderso p	0	0	0	0	0	0	0	0	0	0	0	0	0	0	0	0	0	0	1	1
Totals	35	4	9	3	1	0	0	4	1	1	2	0	0	6	0	2	0	27	6	2

Vienna Metrostars (AUT) 3

PLAYER	AB	R	H	BI	2B	3B	HR	BB	SB	CS	HP	SH	SF	SO	IBB	KL	GDP	PO	A	E
SEISER Claus 3b	4	1	1	0	0	0	0	0	0	0	0	0	0	1	0	0	0	2	1	1
SCHADLER Nicholas lb	3	0	0	0	0	0	0	0	0	0	0	1	0	3	0	2	0	10	0	1
DITTRICH Felix lf	3	0	1	1	0	0	0	0	0	0	0	0	1	0	0	0	0	1	0	0
FLEISCHMANN Jonathan dh	4	0	1	1	0	0	0	0	0	0	0	0	0	0	0	0	0	0	0	0
WEATHERLY Nathan c	4	0	1	0	0	0	0	0	0	0	0	0	0	2	0	1	0	6	2	0
FRANKS Brock ss	3	1	0	0	0	0	0	1	0	0	0	0	0	2	0	1	0	2	2	0
HACKL Mo 2b	4	0	0	0	0	0	0	0	0	0	0	0	0	2	0	0	0	2	5	0
PANSTINGL Felipe rf	3	0	0	0	0	0	0	0	0	0	0	0	0	2	0	1	0	2	0	0
LOFFLER Dominik ph	1	0	0	0	0	0	0	0	0	0	0	0	0	0	0	0	0	0	0	0
SIMONSEN Jakob cf	4	1	2	0	1	0	0	0	0	0	0	0	0	1	0	0	0	1	0	0
SCHNORBACH Kevin p	0	0	0	0	0	0	0	0	0	0	0	0	0	0	0	0	0	1	2	0
PATRICK Louis p	0	0	0	0	0	0	0	0	0	0	0	0	0	0	0	0	0	0	0	0
Totals	33	3	6	2	1	0	0	1	0	0	0	1	1	13	0	5	0	27	12	2

Deurne Spartans (BEL)	IP	H	R	ER	BB	SO	WP	HP	BK	IBB	SH	SF	2B	3B	HR	AB	BF	FO	GO	NP
GERDEL NIETO Anderso W,1-0	9.0	6	3	2	1	13	0	0	1	0	1	1	1	0	0	33	36	7	7	142

Vienna Metrostars (AUT)	IP	H	R	ER	BB	SO	WP	HP	BK	IBB	SH	SF	2B	3B	HR	AB	BF	FO	GO	NP
SCHNORBACH Kevin L,0-1	6.0	7	2	2	1	4	0	1	0	0	0	0	1	0	0	24	26	5	8	94
PATRICK Louis	3.0	2	2	1	3	2	2	1	0	0	0	0	0	0	0	11	15	5	2	62

Umpires: HP-Ondrej BENES (CZE), 1B-Stefan LARROQUE (FRA), 3B-Cuauhtemoc Suarez (ESP)
 Scorers: Damien MARECHAL (FRA), Marine JARBEAU (FRA)
 TC: Bohumil Bilek (CZE)
 Start: 8:58 Time: 2:34 Attendance: 90 Weather: Cloudy with sunny spells
 Game Notes: None

Game Summary 8

Diving Ducks (AUT) - Hoboken Pioneers (BEL)

7 - 9

Jun 06, 2025 at (Stade Saint Exupéry)

Hoboken Pioneers (BEL) 020 031 300 - 9 9 1
 Diving Ducks (AUT) 200 000 050 - 7 8 3

Hoboken Pioneers (BEL) 9

PLAYER	AB	R	H	BI	2B	3B	HR	BB	SB	CS	HP	SH	SF	SO	IBB	KL	GDP	PO	A	E
GOFFAUX Benjamin ss	4	1	1	1	0	0	0	1	0	1	1	0	0	0	0	0	0	1	3	0
JANSSENS Wesley 2b	4	0	0	1	0	0	0	1	0	0	0	0	0	2	0	0	0	1	2	1
UNDA Luis cf	3	1	1	1	0	0	1	0	1	0	0	0	1	0	0	0	0	3	0	0
DE QUINT Dennis 3b	4	2	1	1	0	0	1	1	0	0	0	0	0	1	0	0	0	0	3	0
VERSPREET Xander lf/1b	4	1	0	0	0	0	0	1	0	0	0	0	0	0	0	0	0	5	0	0
TILIAKOS Vegas dh	4	2	3	1	0	0	0	0	0	0	0	0	0	1	0	0	0	0	0	0
JIB-SAM-FOEK Jason ph	1	0	0	0	0	0	0	0	0	0	0	0	0	1	0	1	0	0	0	0
LEWIS Rob 1b	4	0	0	0	0	0	0	0	0	0	0	0	0	2	0	0	0	8	0	0
ROEF Axel lf	1	0	0	0	0	0	0	0	0	0	0	0	0	0	0	0	0	0	0	0
SPURGEON MIZUNOYA Ke c	4	1	2	0	0	0	1	1	0	0	0	0	0	1	0	0	0	8	2	0
DE BRAUWER Zion rf	3	1	1	2	1	0	0	2	0	0	0	0	0	0	0	0	0	0	0	0
VAN NUFFEL Ben p	0	0	0	0	0	0	0	0	0	0	0	0	0	0	0	0	0	0	3	0
VAN NUFFEL Sam p	0	0	0	0	0	0	0	0	0	0	0	0	0	0	0	0	0	0	0	0
VERSPREET Brendan p	0	0	0	0	0	0	0	0	0	0	0	0	0	0	0	0	0	0	0	0
NEAL III Dennis Rola p	0	0	0	0	0	0	0	0	0	0	0	0	0	0	0	0	0	1	0	0
Totals	36	9	9	7	2	0	1	8	1	2	1	0	1	8	0	1	0	27	13	1

Diving Ducks (AUT) 7

PLAYER	AB	R	H	BI	2B	3B	HR	BB	SB	CS	HP	SH	SF	SO	IBB	KL	GDP	PO	A	E
ASTNER Felix cf	4	0	1	2	1	0	0	0	0	0	1	0	0	2	0	0	0	3	0	0
SCHEICHER Moritz ss	5	1	1	0	0	0	0	0	0	0	0	0	0	1	0	0	0	2	3	3
ICHIMURA Shogo c	3	2	1	0	0	0	0	2	0	0	0	0	0	0	0	0	0	11	1	0
FAULHABER Julian 1b	4	2	2	1	1	0	0	1	0	0	0	0	0	0	0	0	0	6	0	0
MC GARRY Eoghan dh/lf	3	0	1	1	0	0	0	0	0	0	0	0	0	0	0	0	0	0	2	0
BOWLES Kieran ph	0	0	0	1	0	0	0	1	0	0	0	0	0	0	0	0	0	0	0	0
BRAUNER Jacob pr/lf	1	0	0	0	0	0	0	0	0	0	0	0	0	0	0	0	0	0	0	0
SUCHAROWSKI Stefan 3b/p	4	1	1	1	0	0	0	1	0	0	0	0	0	1	0	0	0	1	4	0
ASTNER Moritz 2b	2	1	0	0	0	0	0	1	0	0	1	0	0	1	0	1	0	1	0	0
SCHWARZ Elias rf	2	0	0	0	0	0	0	0	0	0	0	0	0	2	0	1	0	1	0	0
KIENBERGER Alexander 3b	2	0	0	0	0	0	0	0	0	0	0	0	0	1	0	1	0	0	1	0
ZOUFAL Alessandro lf/rf	2	0	0	0	0	0	0	0	0	0	0	0	0	1	0	0	1	2	0	0
AMON Florian ph/rf	2	0	1	0	0	0	0	0	0	0	0	0	0	1	0	0	0	0	0	0
Totals	34	7	8	6	2	0	0	6	0	0	2	0	0	10	0	3	1	27	11	3

Hoboken Pioneers (BEL)	IP	H	R	ER	BB	SO	WP	HP	BK	IBB	SH	SF	2B	3B	HR	AB	BF	FO	GO	NP
VAN NUFFEL Ben W,1-0	6.0	4	2	2	2	7	0	2	1	0	0	0	1	0	0	21	25	3	7	100
VAN NUFFEL Sam	1.0	2	4	4	2	2	0	0	0	0	0	0	0	0	0	5	7	0	1	36
VERSPREET Brendan	0.2	1	1	1	1	1	0	0	0	0	0	0	0	0	0	3	4	0	1	16
NEAL III Dennis Rola	1.1	1	0	0	1	0	0	0	1	0	0	0	1	0	0	5	6	2	2	20

Diving Ducks (AUT)	IP	H	R	ER	BB	SO	WP	HP	BK	IBB	SH	SF	2B	3B	HR	AB	BF	FO	GO	NP
MC GARRY Eoghan L,0-1	4.2	4	5	2	3	5	0	1	0	0	0	0	2	0	0	19	23	4	4	83
KIENBERGER Alexander	2.0	4	4	2	5	1	1	0	0	0	0	1	0	0	1	9	15	2	2	58
SUCHAROWSKI Stefan	2.1	1	0	0	0	2	0	0	0	0	0	0	0	0	0	8	8	3	2	30

Umpires: HP-Simone Menicucci (ITA), 1B-Peter DE HAAN (NED), 3B-François-Xavier CHAFFOIS (FRA)
 Scorers: Mickael DEMANNEVILLE (FRA), Marine JARBEAU (FRA)
 TC: Luis REDÍN (ESP)
 Start: 12:57 Time: 3:20 Attendance: 110 Weather: Rainy
 Game Notes: Rain delay - 15:52
 Resume - 16:15

Game Summary 9

	<p>Tenerife Marlins (ESP) - Montpellier Barracudas (FRA) Game canceled for scheduling and weather reasons</p>	
---	---	---

Game Summary 10

Vienna Metrostars (AUT) - Diving Ducks (AUT)

4 - 5

Jun 07, 2025 at (Stade Saint Exupéry)

 Diving Ducks (AUT) 000 000 005 - 5 9 3
 Vienna Metrostars (AUT) 000 000 040 - 4 7 0

Diving Ducks (AUT) 5

PLAYER	AB	R	H	BI	2B	3B	HR	BB	SB	CS	HP	SH	SF	SO	IBB	KL	GDP	PO	A	E
ASTNER Felix cf	3	1	2	0	2	0	0	2	0	0	0	0	0	0	0	0	0	2	0	0
SCHEICHER Moritz 3b/p/3b/p	5	1	1	3	1	0	0	0	0	0	0	0	0	0	0	0	0	1	2	1
ICHIMURA Shogo c	5	1	1	1	1	0	0	0	0	0	0	0	0	1	0	0	0	8	0	0
FAULHABER Julian lb	4	0	1	1	1	0	0	1	0	0	0	0	0	0	0	0	0	9	0	0
MC GARRY Eoghan lf	5	0	0	0	0	0	0	0	0	0	0	0	0	0	0	0	0	1	0	0
BOWLES Kieran ss	3	0	1	0	0	0	0	1	0	0	0	0	0	0	0	0	0	2	3	0
SCHWARZ Elias pr/rf	0	1	0	0	0	0	0	0	0	0	0	0	0	0	0	0	0	0	0	0
SUCHAROWSKI Stefan 2b/3b/2b/ss	4	1	2	0	0	0	0	0	0	0	0	0	0	0	0	0	0	2	1	1
ZOUFAL Alessandro dh	2	0	0	0	0	0	0	0	0	0	0	0	0	0	0	0	0	0	0	0
ASTNER Moritz 2b/rf/2b	2	0	0	0	0	0	0	0	0	0	0	0	0	0	0	0	0	0	0	1
BRAUNER Jacob rf	0	0	0	0	0	0	0	1	1	0	1	0	0	0	0	0	0	2	0	0
AMON Florian ph/rf	1	0	1	0	0	0	0	0	0	0	0	0	0	0	0	0	0	0	0	0
GNEIST Vitus p	0	0	0	0	0	0	0	0	0	0	0	0	0	0	0	0	0	0	0	0
KIENBERGER Alexander ph/3b	1	0	0	0	0	0	0	0	0	0	0	0	0	1	0	0	0	0	0	0
SCHEICHER Klaus p	0	0	0	0	0	0	0	0	0	0	0	0	0	0	0	0	0	0	0	0
Totals	35	5	9	5	5	0	0	5	1	0	1	0	0	2	0	0	0	27	6	3

Vienna Metrostars (AUT) 4

PLAYER	AB	R	H	BI	2B	3B	HR	BB	SB	CS	HP	SH	SF	SO	IBB	KL	GDP	PO	A	E
SEISER Claus 3b	5	1	2	0	1	0	0	0	0	0	0	0	0	2	0	2	0	1	4	0
DITTRICH Felix lf	5	1	0	0	0	0	0	0	0	0	0	0	0	1	0	0	0	3	1	0
PATRICK Louis lb	4	1	0	0	0	0	0	1	0	0	0	0	0	1	0	1	0	12	1	0
ALZINGER Richard cf	4	1	2	1	0	0	0	0	0	0	0	0	0	0	0	0	0	5	0	0
FLEISCHMANN Jonathan dh	3	0	0	0	0	0	0	0	0	0	0	0	0	0	0	0	0	0	0	0
SCHADLER Nicholas rf	1	0	1	1	0	0	0	0	0	0	0	0	0	0	0	0	0	2	2	0
FRANKS Brock ss	3	0	1	0	0	0	0	1	0	0	0	0	0	1	0	0	0	1	3	0
HACKL Mo 2b	3	0	0	1	0	0	0	1	0	0	0	0	0	0	0	0	0	0	2	0
WEATHERLY Nathan c	3	0	1	1	0	0	0	0	0	0	0	0	1	2	0	1	0	3	0	0
PANSTINGL Felipe rf	0	0	0	0	0	0	0	0	0	0	0	0	0	0	0	0	0	0	0	0
SIMONSEN Jakob rf/p	4	0	0	0	0	0	0	0	0	0	0	0	0	1	0	0	1	0	1	0
Totals	35	4	7	4	1	0	0	3	0	0	0	0	1	8	0	4	1	27	14	0

Diving Ducks (AUT)	IP	H	R	ER	BB	SO	WP	HP	BK	IBB	SH	SF	2B	3B	HR	AB	BF	FO	GO	NP
SCHEICHER Klaus	5.0	4	0	0	1	3	0	0	0	0	0	0	1	0	0	19	20	3	8	80
SCHEICHER Moritz	3.0	3	4	2	1	4	0	0	0	0	0	0	0	0	0	14	15	4	1	46
GNEIST Vitus W,1-1	1.0	0	0	0	1	1	0	0	0	0	0	1	0	0	0	2	4	2	0	25

Vienna Metrostars (AUT)	IP	H	R	ER	BB	SO	WP	HP	BK	IBB	SH	SF	2B	3B	HR	AB	BF	FO	GO	NP
SCHADLER Nicholas	6.0	2	0	0	4	0	1	1	0	0	0	0	1	0	0	20	25	7	11	81
SIMONSEN Jakob L,0-1	3.0	7	5	5	1	2	0	0	0	0	0	0	4	0	0	15	16	3	3	60

Umpires: HP-Stefan LARROQUE (FRA), 1B-Peter DE HAAN (NED), 3B-Ondrej BENES (CZE)
 Scorers: Myriam CHASSERIEAU (FRA), Damien MARECHAL (FRA)
 TC: Luis REDÍN (ESP)
 Start: 9:01 Time: 2:48 Attendance: 50 Weather: Cloudy and rainy
 Game Notes: None

Game Summary 11



Tenerife Marlins (ESP) - Deurne Spartans (BEL)



9 - 2

Jun 07, 2025 at (Stade Saint Exupéry)

 Deurne Spartans (BEL) 000 020 00 0 - 2 8 2
 Tenerife Marlins Puerto Cruz (ESP) 002 303 01(X) - 9 12 0

Deurne Spartans (BEL) 2

PLAYER	AB	R	H	BI	2B	3B	HR	BB	SB	CS	HP	SH	SF	SO	IBB	KL	GDP	PO	A	E
REINA VIANT Leonel lf	3	1	1	0	0	0	0	0	1	0	1	0	0	0	0	0	0	3	0	0
MARTINEZ MIRANDA Rax ss	4	0	2	0	0	0	0	0	0	1	0	0	0	1	0	0	0	1	3	0
MARQUEZ Alexis 2b	3	1	1	1	1	0	0	1	1	0	0	0	0	0	0	0	0	4	2	0
BUSTAMANTE Daniel cf	4	0	1	1	0	0	0	0	0	0	0	0	0	2	0	1	0	4	0	1
ARGUINZONES OCANTO J c	3	0	0	0	0	0	0	0	0	0	1	0	0	1	0	0	0	2	1	1
LAMBERT Joey 3b	4	0	0	0	0	0	0	0	0	0	0	0	0	2	0	2	0	2	3	0
DE SAEDELEER Roche J lb	4	0	1	0	0	0	0	0	0	0	0	0	0	2	0	1	0	5	0	0
POLANCO Elvis p/dh	4	0	1	0	0	0	0	0	0	0	0	0	0	2	0	1	0	1	2	0
VANDERVELDEN Cazimir rf	4	0	1	0	0	0	0	0	0	0	0	0	0	2	0	2	0	2	0	0
LARRINAGA OCAMPO Jos p	0	0	0	0	0	0	0	0	0	0	0	0	0	0	0	0	0	0	0	0
Totals	33	2	8	2	1	0	0	1	2	1	2	0	0	12	0	7	0	24	11	2

Tenerife Marlins Puerto Cruz (ESP) 9

PLAYER	AB	R	H	BI	2B	3B	HR	BB	SB	CS	HP	SH	SF	SO	IBB	KL	GDP	PO	A	E
HERNANDEZ Frank cf	4	2	1	0	1	0	0	0	1	0	1	0	0	0	0	0	0	1	0	0
ENCARNACION Wander 3b	5	3	5	2	1	0	1	0	0	0	0	0	0	0	0	0	0	0	2	0
VALERIO Edison ss	5	1	1	2	0	0	1	0	0	0	0	0	0	1	0	1	0	2	1	0
USTARIZ Jesus lb	5	0	2	1	0	0	0	0	1	0	0	0	0	0	0	0	0	8	1	0
GALVAN Lesther lf	3	0	2	0	0	0	0	1	0	0	0	0	0	0	0	0	0	1	0	0
FRANCO Yancarlo 2b	3	1	0	0	0	0	0	1	1	0	0	0	0	0	0	0	0	1	2	0
ANGULO Andres rf	2	1	0	0	0	0	0	1	1	0	1	0	0	0	0	0	0	0	1	0
PERES Ian c	4	0	0	0	0	0	0	0	0	0	0	0	0	0	0	0	0	13	2	0
LAVANDERA Orlando dh	4	1	1	1	0	0	0	0	0	0	0	0	0	0	0	0	0	0	0	0
REQUENA Hildemaro p	0	0	0	0	0	0	0	0	0	0	0	0	0	0	0	0	0	1	1	0
RIESGO LOPEZ Omar p	0	0	0	0	0	0	0	0	0	0	0	0	0	0	0	0	0	0	1	0
Totals	35	9	12	6	2	0	2	3	4	0	2	0	0	1	0	1	0	27	11	0

Deurne Spartans (BEL)	IP	H	R	ER	BB	SO	WP	HP	BK	IBB	SH	SF	2B	3B	HR	AB	BF	FO	GO	NP
POLANCO Elvis L,0-1	6.0	11	8	8	3	1	2	2	0	0	0	0	2	0	1	28	33	10	6	114
LARRINAGA OCAMPO Jos	2.0	1	1	1	0	0	0	0	0	0	0	0	0	0	1	7	7	5	1	27

Tenerife Marlins Puerto Cruz (ESP)	IP	H	R	ER	BB	SO	WP	HP	BK	IBB	SH	SF	2B	3B	HR	AB	BF	FO	GO	NP
REQUENA Hildemaro W,1-0	5.0	7	2	2	1	9	0	2	0	0	0	0	1	0	0	21	24	1	4	85
RIESGO LOPEZ Omar SV,1	4.0	1	0	0	0	3	0	0	0	0	0	0	0	0	0	12	12	2	6	38

Umpires: HP-François-Xavier CHAFFOIS (FRA), 1B-Marco FEDERICO (GER), 3B-Andreas GOTTLIEB (AUT)
 Scorers: Stéphanie RAULET (FRA), Marine JARBEAU (FRA)
 TC: Bohumil Bilek (CZE), Luís REDÍN (ESP)
 Start: 12:40 Time: 2:21 Attendance: 100 Weather: Cloudy
 Game Notes: None

Game Summary 12

Rouen Huskies (FRA) - Montpellier Barracudas (FRA)

1 - 2

Jun 07, 2025 at (Stade Saint Exupéry)

 Montpellier Barracudas (FRA) 000 100 100 - 2 7 1
 Rouen Huskies (FRA) 001 000 000 - 1 6 1

Montpellier Barracudas (FRA) 2

PLAYER	AB	R	H	BI	2B	3B	HR	BB	SB	CS	HP	SH	SF	SO	IBB	KL	GDP	PO	A	E
BROSSIER Paolo cf	4	0	0	0	0	0	0	0	0	0	0	0	0	0	0	0	0	0	0	0
KOVACS Fabian c	4	0	1	0	0	0	0	0	0	1	0	0	0	2	0	1	0	12	1	0
FLORES CHAVIEL Anton ss	4	1	1	0	1	0	0	0	0	0	0	0	0	1	0	0	0	1	3	0
BOUOIOL Dorian 2b	4	1	2	1	0	0	0	0	1	0	0	0	0	1	0	0	0	3	3	0
PITCHER Andy rf	3	0	1	0	0	0	0	0	0	1	0	1	0	0	0	0	0	1	1	0
DOAT Pierre 3b	3	0	1	1	0	0	0	0	0	1	0	0	0	1	0	0	0	2	2	0
POLIT Luc lb	3	0	0	0	0	0	0	0	0	0	0	0	0	2	0	0	0	6	3	0
PONTIAC Ismael dh	3	0	1	0	0	0	0	0	0	0	0	0	0	0	0	0	0	0	0	0
GUIRAUD Mathis lf	3	0	0	0	0	0	0	0	0	0	0	0	0	0	0	0	0	0	0	0
OZANICH Owen p	0	0	0	0	0	0	0	0	0	0	0	0	0	0	0	0	0	2	0	1
QUINONEZ LANDINEZ Yo p	0	0	0	0	0	0	0	0	0	0	0	0	0	0	0	0	0	0	1	0
Totals	31	2	7	2	1	0	0	0	1	3	0	1	0	7	0	1	0	27	14	1

Rouen Huskies (FRA) 1

PLAYER	AB	R	H	BI	2B	3B	HR	BB	SB	CS	HP	SH	SF	SO	IBB	KL	GDP	PO	A	E
BLONDEL Hugo lb	4	0	2	0	0	0	0	0	0	0	0	0	0	0	0	0	0	10	3	0
FLOOD Logan rf	3	0	0	0	0	0	0	0	0	0	0	1	0	3	0	0	0	1	0	0
MACKENZIE Jake ss	4	0	1	0	0	0	0	0	2	0	0	0	0	0	0	0	0	1	4	0
HARRISON Gabriel 2b	4	0	0	0	0	0	0	0	0	0	0	0	0	2	0	0	0	1	4	0
BRAINVILLE Louis 3b	4	0	0	0	0	0	0	0	0	0	0	0	0	1	0	1	0	0	1	1
DAGNEAU Bastien dh	4	0	0	0	0	0	0	0	0	0	0	0	0	2	0	1	0	0	0	0
BERT Joris cf	3	0	1	0	1	0	0	0	0	0	0	0	0	2	0	1	0	1	0	0
VIGER Luc c	2	1	1	0	1	0	0	0	0	0	1	0	0	1	0	0	0	8	0	0
VISSAC Martin lf	2	0	1	0	0	0	0	0	0	0	1	0	1	0	0	0	0	2	0	0
MERCADIER Thibault p	0	0	0	0	0	0	0	0	0	0	0	0	0	0	0	0	0	1	3	0
BELLINA Scott p	0	0	0	0	0	0	0	0	0	0	0	0	0	0	0	0	0	2	1	0
Totals	30	1	6	0	2	0	0	0	2	0	1	2	0	12	0	3	0	27	16	1

Montpellier Barracudas (FRA)	IP	H	R	ER	BB	SO	WP	HP	BK	IBB	SH	SF	2B	3B	HR	AB	BF	FO	GO	NP
OZANICH Owen W,1-0	7.0	5	1	1	0	9	0	1	0	0	1	0	2	0	0	24	26	3	8	99
QUINONEZ LANDINEZ Yo SV,1	2.0	1	0	0	0	3	0	0	1	0	1	0	0	0	0	6	7	0	3	22

Rouen Huskies (FRA)	IP	H	R	ER	BB	SO	WP	HP	BK	IBB	SH	SF	2B	3B	HR	AB	BF	FO	GO	NP
MERCADIER Thibault L,0-1	6.2	7	2	1	0	6	0	0	0	0	1	0	1	0	0	24	25	5	7	98
BELLINA Scott	2.1	0	0	0	0	1	0	0	0	0	0	0	0	0	0	7	7	2	3	27

Umpires: HP-Simone Menicucci (ITA), 1B-Ondrej BENES (CZE), 3B-Cuauhtemoc Suarez (ESP)
 Scorers: Mickael DEMANNEVILLE (FRA), Myriam CHASSERIEAU (FRA)
 TC: Bohumil Bilek (CZE)
 Start: 15:55 Time: 2:27 Attendance: 450 Weather: Cloudy and rainy
 Game Notes: None

Game Summary 13



Hoboken Pioneers (BEL) - Vienna Metrostars (AUT)

11 - 2



Jun 08, 2025 at (Stade Saint Exupéry)

Vienna Metrostars (AUT) 110 000 00 0 - 2 5 5
Hoboken Pioneers (BEL) 132 112 01(X) - 11 12 2

Vienna Metrostars (AUT) 2

PLAYER	AB	R	H	BI	2B	3B	HR	BB	SB	CS	HP	SH	SF	SO	IBB	KL	GDP	PO	A	E
SEISER Claus 3b	4	1	2	0	0	0	0	1	0	0	0	0	0	0	0	0	0	2	2	2
SIMONSEN Jakob rf/2b	4	0	0	1	0	0	0	0	0	0	0	0	1	3	0	0	0	2	2	0
PATRICK Louis lb	4	0	1	0	0	0	0	0	0	0	0	0	0	0	0	0	0	11	1	0
ALZINGER Richard cf	3	0	0	0	0	0	0	1	0	0	0	0	0	0	0	0	0	2	0	0
FLEISCHMANN Jonathan dh	3	0	0	0	0	0	0	0	0	0	0	0	0	1	0	0	1	0	0	0
DITTRICH Felix rf	1	0	0	0	0	0	0	0	0	0	0	0	0	1	0	1	0	0	1	0
FRANKS Brock ss	4	0	1	0	0	0	0	0	0	0	0	0	0	0	0	0	0	2	3	2
HACKL Mo 2b/p	2	1	1	0	0	0	0	2	0	0	0	0	0	0	0	0	0	2	3	1
WEATHERLY Nathan c	3	0	0	0	0	0	0	0	0	0	1	0	0	2	0	0	1	2	3	0
LOFFLER Dominik lf	2	0	0	0	0	0	0	2	0	0	0	0	0	0	0	0	0	1	0	0
Totals	30	2	5	1	0	0	0	6	0	0	1	0	1	7	0	1	2	24	15	5

Hoboken Pioneers (BEL) 11

PLAYER	AB	R	H	BI	2B	3B	HR	BB	SB	CS	HP	SH	SF	SO	IBB	KL	GDP	PO	A	E
GOFFAUX Benjamin ss	5	2	3	2	0	0	0	0	2	0	0	0	0	0	0	0	0	3	5	0
UNDA Luis cf	3	1	2	1	0	0	0	0	1	0	0	0	0	0	0	0	0	0	0	0
JIE-SAM-FOEK Jason cf	2	0	1	1	0	0	0	0	0	0	0	0	0	0	0	0	0	0	0	0
DE QUINT Dennis 3b	1	1	0	0	0	0	0	4	0	0	0	0	0	0	0	0	0	2	2	1
VERSPREET Xander lf	3	0	1	1	0	0	0	1	0	0	0	1	0	0	0	0	0	1	0	0
TILIAKOS Vegas dh	5	2	1	0	0	0	0	0	0	0	0	0	0	1	0	1	0	0	0	0
LEWIS Rob lb	5	1	1	0	1	0	0	0	0	0	0	0	0	0	0	1	8	0	0	0
SPURGEON MIZUNOYA Ke c	5	1	1	0	0	0	0	1	1	0	0	0	0	0	0	0	0	8	0	0
ROEF Axel rf	4	1	1	2	0	0	1	1	0	1	0	0	0	1	0	0	0	4	0	0
DE BRAUWER Zion 2b	4	2	1	0	0	0	0	1	1	0	0	0	0	1	0	1	0	1	2	1
VAN LANDUYT Ruben p	0	0	0	0	0	0	0	0	0	0	0	0	0	0	0	0	0	0	0	2
DESMEDT Kevin p	0	0	0	0	0	0	0	0	0	0	0	0	0	0	0	0	0	0	1	0
Totals	37	11	12	7	1	0	1	7	5	2	0	1	0	3	0	2	1	27	12	2

Vienna Metrostars (AUT)	IP	H	R	ER	BB	SO	WP	HP	BK	IBB	SH	SF	2B	3B	HR	AB	BF	FO	GO	NP
DITTRICH Felix L,0-1	4.0	10	7	4	4	3	2	0	1	0	1	0	1	0	0	20	25	1	5	94
HACKL Mo	4.0	2	4	1	3	0	0	0	0	0	0	0	0	0	1	17	20	6	6	71

Hoboken Pioneers (BEL)	IP	H	R	ER	BB	SO	WP	HP	BK	IBB	SH	SF	2B	3B	HR	AB	BF	FO	GO	NP
VAN LANDUYT Ruben	4.0	2	2	1	6	1	0	1	0	0	0	1	0	0	0	12	20	4	6	78
DESMEDT Kevin W,1-0	5.0	3	0	0	6	0	0	0	0	0	0	0	0	0	0	18	18	4	5	70

Umpires: HP-Peter DE HAAN (NED), 1B-François-Xavier CHAFFOIS (FRA), 3B-Stefan LARROQUE (FRA)
Scorers: Stéphanie RAULET (FRA), Damien MARECHAL (FRA)
TC: Bohumil Bilek (CZE)
Start: 8:56 Time: 2:44 Attendance: 85 Weather: Sunny
Game Notes: None

Game Summary 14

Deurne Spartans (BEL) - Rouen Huskies (FRA)

3 - 5

Jun 08, 2025 at (Stade Saint Exupéry)

Rouen Huskies (FRA) 300 011 000 - 5 12 1
Deurne Spartans (BEL) 021 000 000 - 3 5 1

Rouen Huskies (FRA) 5

PLAYER	AB	R	H	BI	2B	3B	HR	BB	SB	CS	HP	SH	SF	SO	IBB	KL	GDP	PO	A	E
BLONDEL Hugo dh	3	0	1	0	0	0	0	1	0	0	1	0	0	0	0	0	0	0	0	0
MACKENZIE Jake ss	5	1	3	0	0	0	0	0	2	0	0	0	0	0	0	0	0	2	2	0
HARRISON Gabriel rf	3	0	1	1	0	0	0	0	0	0	0	0	0	0	0	0	0	0	0	0
FLOOD Logan rf	2	0	0	0	0	0	0	0	0	0	0	0	0	0	0	0	0	0	0	0
BRAINVILLE Louis 3b	5	1	1	0	0	0	0	0	0	0	0	0	0	0	0	0	0	0	3	0
BERT Joris cf	5	1	1	0	0	0	0	1	0	0	0	0	0	0	0	0	0	1	0	0
LEBOUC Oscar 1b	3	1	2	2	1	0	0	2	1	1	0	0	0	0	0	0	0	9	0	1
DUCHOSSOY Sebastien 2b	5	0	2	1	0	0	0	0	0	0	0	0	0	1	0	0	0	1	3	0
VIGER Luc c	1	0	0	0	0	0	0	1	0	0	0	0	0	0	0	0	0	5	0	0
CERDA Ruben ph/c	3	0	0	0	0	0	0	0	0	0	0	0	0	0	0	0	0	7	1	0
GERBERON Louis lf	2	0	0	0	0	0	0	0	0	0	0	0	0	1	0	0	0	1	0	0
DAGNEAU Bastien ph/lf	2	1	1	1	0	0	1	0	0	0	0	0	0	0	0	0	0	1	0	0
PRIOUL Esteban p	0	0	0	0	0	0	0	0	0	0	0	0	0	0	0	0	0	0	0	0
MAGNIEN Arthur p	0	0	0	0	0	0	0	0	0	0	0	0	0	0	0	0	0	0	1	0
Totals	39	5	12	5	1	0	1	4	4	1	1	0	0	2	0	0	0	27	10	1

Deurne Spartans (BEL) 3

PLAYER	AB	R	H	BI	2B	3B	HR	BB	SB	CS	HP	SH	SF	SO	IBB	KL	GDP	PO	A	E
REINA VIANT Leonel lf	4	1	2	0	0	0	0	1	2	0	0	0	0	1	0	0	0	0	0	0
MARTINEZ MIRANDA Rax ss	4	0	0	0	0	0	0	0	0	0	0	0	0	1	0	0	1	2	7	0
MARQUEZ Alexis p	4	0	0	0	0	0	0	0	0	0	0	0	0	2	0	0	0	1	1	1
BUSTAMANTE Daniel cf	4	1	3	1	1	0	0	0	2	0	0	0	0	1	0	1	0	3	0	0
ARGUINZONES OCANTO J c	2	1	0	0	0	0	0	2	0	0	0	0	0	0	0	0	0	2	2	0
LAMBERT Joey 3b	3	0	0	0	0	0	0	1	0	0	0	0	0	2	0	1	0	1	2	0
ROSARIO Angel Willia 2b	3	0	0	1	0	0	0	1	0	0	0	0	0	2	0	0	0	9	3	0
TAUIL Nabil rf	2	0	0	0	0	0	0	0	0	0	0	0	0	1	0	1	0	0	0	0
POLANCO Elvis 1b	2	0	0	0	0	0	0	0	0	0	0	0	0	1	0	0	0	4	0	0
VANDERVELDEN Cazimir 1b/rf	4	0	0	0	0	0	0	0	0	0	0	0	0	1	0	1	0	5	0	0
Totals	32	3	5	2	1	0	0	5	4	0	0	0	0	12	0	4	1	27	15	1

Rouen Huskies (FRA)	IP	H	R	ER	BB	SO	WP	HP	BK	IBB	SH	SF	2B	3B	HR	AB	BF	FO	GO	NP
PRIOUL Esteban W,1-0	6.0	3	3	2	4	8	0	0	0	0	0	0	1	0	0	21	25	4	5	97
MAGNIEN Arthur SV,1	3.0	2	0	0	1	4	0	0	0	0	0	0	0	0	0	11	12	1	4	44

Deurne Spartans (BEL)	IP	H	R	ER	BB	SO	WP	HP	BK	IBB	SH	SF	2B	3B	HR	AB	BF	FO	GO	NP
MARQUEZ Alexis L,0-1	9.0	12	5	5	4	2	0	1	0	0	0	0	1	0	1	39	44	9	15	154

Umpires: HP-Cuauhtemoc Suarez (ESP), 1B-Andreas GOTTLIEB (AUT), 3B-Stefan LARROQUE (FRA)

Scorers: Myriam CHASSERIEAU (FRA), Mickael DEMANNEVILLE (FRA)

TC: Luis REDÍN (ESP)

Start: 12:55 Time: 2:26 Attendance: 200 Weather: Cloudy

Game Notes: None

Game Summary 15



Tenerife Marlins (ESP) - Montpellier Barracudas (FRA)



8 - 3

Jun 08, 2025 at (Stade Saint Exupéry)

 Montpellier Barracudas (FRA) 201 000 000 - 3 10 5
 Tenerife Marlins Puerto Cruz (ESP) 004 110 20(X) - 8 12 0

Montpellier Barracudas (FRA) 3

PLAYER	AB	R	H	BI	2B	3B	HR	BB	SB	CS	HP	SH	SF	SO	IBB	KL	GDP	PO	A	E
BROSSIER Paolo cf	4	1	0	0	0	0	0	1	0	0	0	0	0	1	0	0	0	1	0	0
KOVACS Fabian c	5	1	2	0	0	0	0	0	0	0	0	0	0	0	0	0	0	7	0	1
FLORES CHAVIEL Anton ss	4	1	3	0	0	0	0	0	0	0	0	0	0	1	0	0	0	3	3	0
BOUNIQOL Dorian 2b	3	0	1	1	0	0	0	0	0	0	0	0	1	1	0	0	0	2	5	0
PITCHER Andy rf	4	0	0	0	0	0	0	0	0	0	0	0	0	3	0	0	0	0	0	0
DOAT Pierre 3b	4	0	1	1	1	0	0	0	0	0	0	0	0	2	0	1	0	1	4	3
PONTIAC Ismael dh	4	0	2	0	0	0	0	0	0	0	0	0	0	0	0	0	0	0	0	0
DELEAU Corentin pr	0	0	0	0	0	0	0	0	0	0	0	0	0	0	0	0	0	0	0	0
POLIT Luc lb	4	0	0	0	0	0	0	0	0	0	0	0	0	3	0	2	0	10	0	0
GUIRAUD Mathis lf	4	0	1	0	0	0	0	0	0	0	0	0	0	1	0	0	0	0	0	0
VERA Anderson p	0	0	0	0	0	0	0	0	0	0	0	0	0	0	0	0	0	0	0	0
COUVREUR Ben p	0	0	0	0	0	0	0	0	0	0	0	0	0	0	0	0	0	0	0	1
QUINONEZ LANDINEZ Yo p	0	0	0	0	0	0	0	0	0	0	0	0	0	0	0	0	0	0	0	0
Totals	36	3	10	2	1	0	0	1	0	0	0	0	1	12	0	3	0	24	12	5

Tenerife Marlins Puerto Cruz (ESP) 8

PLAYER	AB	R	H	BI	2B	3B	HR	BB	SB	CS	HP	SH	SF	SO	IBB	KL	GDP	PO	A	E
HERNANDEZ Frank cf	5	1	3	0	1	0	0	0	0	0	0	0	0	0	0	0	0	3	0	0
ENCARNACION Wander 3b	5	1	1	2	0	0	1	0	0	0	0	0	0	0	0	0	1	1	0	0
VALERIO Edison ss	3	2	1	0	0	0	0	2	0	0	0	0	0	0	0	0	0	2	0	0
USTARIZ Jesus lb/2b	5	2	2	3	0	0	2	0	0	0	0	0	0	3	0	2	0	4	3	0
GALVAN Lesther lf	3	1	2	1	0	0	0	1	0	0	0	0	0	0	0	0	0	1	0	0
MONTIEL Richard ph/lb	1	0	0	0	0	0	0	0	0	0	0	0	0	0	0	0	0	2	0	0
FRANCO Yancarlo 2b/lf	4	0	1	0	0	0	0	0	0	0	0	0	0	0	0	1	0	0	3	0
ANGULO Andres rf	4	1	1	0	0	0	0	3	0	0	0	0	0	1	0	1	0	0	0	0
PERES Ian c	3	0	1	1	0	0	0	1	0	0	0	0	0	1	0	0	0	11	1	0
LAVANDERA Orlando dh	4	0	0	0	0	0	0	0	0	0	0	0	1	0	0	0	0	0	0	0
SILVA Elio p	0	0	0	0	0	0	0	0	0	0	0	0	0	0	0	0	0	2	1	0
GUILLeN Pablo p	0	0	0	0	0	0	0	0	0	0	0	0	0	0	0	0	0	1	1	0
Totals	37	8	12	7	1	0	3	4	3	0	0	0	0	6	0	3	2	27	9	0

Montpellier Barracudas (FRA)	IP	H	R	ER	BB	SO	WP	HP	BK	IBB	SH	SF	2B	3B	HR	AB	BF	FO	GO	NP
VERA Anderson L,1-1	5.0	9	6	5	1	4	0	0	0	0	0	0	0	0	3	23	24	3	6	79
COUVREUR Ben	1.1	1	2	0	2	1	0	0	0	0	0	0	0	0	0	6	8	2	1	31
QUINONEZ LANDINEZ Yo	1.2	2	0	0	1	1	0	0	0	0	0	0	1	0	0	8	9	1	3	29

Tenerife Marlins Puerto Cruz (ESP)	IP	H	R	ER	BB	SO	WP	HP	BK	IBB	SH	SF	2B	3B	HR	AB	BF	FO	GO	NP
SILVA Elio	3.0	6	3	3	1	1	0	0	1	0	0	1	1	0	0	14	16	3	5	54
GUILLeN Pablo W,1-0	6.0	4	0	0	0	11	2	0	0	0	0	0	0	0	0	22	22	2	5	80

Umpires: HP-Marco FEDERICO (GER), 1B-Simone Menicucci (ITA), 2B-Peter DE HAAN (NED), 3B-Ondrej BENES

(CZE)

Scorers: Marine JARBEAU (FRA), Stéphanie RAULET (FRA)
 TC: Luis REDÍN (ESP), Bohumil Bilek (CZE)
 Start: 16:56 Time: 2:48 Attendance: 460 Weather: Cloudy
 Game Notes: None

Team's stats



Tenerife Marlins Puerto Crus

ESP

(All Games, Sorted by Batting Avg)

Record: Tournament: 4-0 / Opening Round: 2-0 / Semifinals: 1-0 / Finals: 1-0

#	PLAYER	AVG	GP-GS	AB	R	H	2B	3B	HR	RBI	TB	SLG%	BB	HP	SO	GDP	OB%	SF	SH	SB-ATT
12	ENCARNACION SEGURA	.588	4-4	17	9	10	1	0	3	7	20	1.176	2	0	0	1	.632	0	0	0-0
14	GALVAN AREVALO Les	.571	4-4	14	2	8	0	0	0	4	8	.571	3	0	0	0	.647	0	0	0-0
27	Ustariz Luis Jesus	.375	4-4	16	5	6	0	0	3	8	15	.938	2	0	5	0	.421	1	0	3-3
5	VALERIO ABREU Edis	.353	4-4	17	7	6	0	0	2	4	12	.706	2	0	3	0	.421	0	0	0-0
15	HERNANDEZ RUIZ Fra	.353	4-4	17	5	6	4	0	0	0	10	.588	1	1	0	0	.421	0	0	2-2
11	ANGULO CASTRO Andr	.286	4-4	14	3	4	0	0	0	3	4	.286	1	1	1	0	.375	0	0	4-4
16	LAVANDERA ALVAREZ	.154	4-4	13	2	2	0	0	0	1	2	.154	2	0	2	1	.267	0	0	0-0
17	PERES NUNES Ian Al	.143	4-4	14	1	2	0	0	1	3	5	.357	2	0	4	0	.250	0	0	0-0
29	FRANCO SANTA Yanca	.143	4-4	14	2	2	1	0	0	2	3	.214	2	0	1	1	.235	1	0	1-1
22	MONTEIEL SIRITT Ric	.000	1-0	1	0	0	0	0	0	0	0	.000	0	0	0	0	.000	0	0	0-0
Totals		.336		137	36	46	6	0	9	32	79	.577	17	2	16	3	.411	2	0	10-10
Opponents		.234		124	8	29	4	0	0	7	33	.266	5	4	34	3	.284	1	1	4-5

(All Games, Sorted by Earned Run Avg)

#	PLAYER	ERA	W-L	SV	IP	G	GS	CG	SHO	H	R	ER	BB	SO	2B	3B	HR	AB	B/Avg	WP	HP	BK	IBB	SHA	SFA
36	PEREZ PADILLA Andr	0.00	0-0	1	0.1	1	0	0	0	0	0	0	0	0	0	0	0	1	.000	0	0	0	0	0	0
9	GUILLEN DIAZ Pablo	0.00	1-0	0	6.0	1	0	0	0	4	0	0	0	11	0	0	0	22	.182	2	0	0	0	0	0
20	RIESGO LOPEZ Omar	0.00	0-0	1	4.0	1	0	0	0	1	0	0	0	3	0	0	0	12	.083	0	0	0	0	0	0
26	Nacar Mejias Lesli	1.04	1-0	0	8.2	1	1	0	0	6	1	1	1	6	1	0	0	29	.207	0	1	0	0	0	0
7	Rodriguez Gonzalez	2.57	1-0	0	7.0	1	1	1	0	5	2	2	2	4	1	0	0	25	.200	1	1	0	0	1	0
38	REQUENA SIVERIO Hi	3.60	1-0	0	5.0	1	1	0	0	7	2	2	1	9	1	0	0	21	.333	0	2	0	0	0	0
28	SILVA MUGUERZA Eli	9.00	0-0	0	3.0	1	1	0	0	6	3	3	1	1	1	0	0	14	.429	0	0	1	0	0	1
Totals		2.12	4-0	2	34.0	4	4	1	0	29	8	8	5	34	4	0	0	124	.234	3	4	1	0	1	1
Opponents		9.00	0-4	0	31.0	4	4	0	0	46	36	31	17	16	6	0	9	137	.336	4	2	0	0	0	2

(All Games, Sorted by Fielding Pct)

#	PLAYER	C	PO	A	E	DP	FLD%	CSB	SBA	SBA%	CI	PB
5	VALERIO ABREU Edis	18	8	10	0	3	1.000	0	0	0	0	0
29	FRANCO SANTA Yanca	17	4	13	0	2	1.000	0	0	0	0	0
11	ANGULO CASTRO Andr	7	5	2	0	1	1.000	0	0	0	0	0
12	ENCARNACION SEGURA	6	2	4	0	0	1.000	0	0	0	0	0
15	HERNANDEZ RUIZ Fra	5	5	0	0	0	1.000	0	0	0	0	0
14	GALVAN AREVALO Les	4	4	0	0	0	1.000	0	0	0	0	0
26	Nacar Mejias Lesli	4	2	2	0	0	1.000	0	0	0	0	0
28	SILVA MUGUERZA Eli	3	2	1	0	0	1.000	0	0	0	0	0
9	GUILLEN DIAZ Pablo	2	1	1	0	0	1.000	0	0	0	0	0
22	MONTEIEL SIRITT Ric	2	2	0	0	0	1.000	0	0	0	0	0
7	Rodriguez Gonzalez	2	1	1	0	0	1.000	0	0	0	0	0
38	REQUENA SIVERIO Hi	2	1	1	0	0	1.000	0	0	0	0	0
20	RIESGO LOPEZ Omar	1	0	1	0	0	1.000	0	0	0	0	0
27	Ustariz Luis Jesus	38	32	5	1	4	.974	0	0	0	0	0
17	PERES NUNES Ian Al	37	33	3	1	0	.973	1	4	.800	0	2
Totals		148	102	44	2	4	.986	1	4	.800	0	2
Opponents		137	93	35	9	3	.934	1	10	.909	0	1

Team's stats

	Montpellier Barracudas	FRA
---	------------------------	-----

(All Games, Sorted by Batting Avg)

Record: Tournament: 3-1 / Opening Round: 2-0 / Semifinals: 1-0 / Finals: 0-1

#	PLAYER	AVG	GP-GS	AB	R	H	2B	3B	HR	RBI	TB	SLG%	BB	HP	SO	GDP	OB%	SF	SH	SB-ATT
3	GUIRAUD Mathis	.455	4-4	11	0	5	0	0	0	1	5	.455	1	0	1	0	.500	0	1	0-1
7	PONTIAC Ismael	.429	4-4	14	1	6	1	0	0	2	7	.500	0	0	0	0	.429	0	0	1-1
27	PITCHER Andy	.333	4-4	12	2	4	0	0	1	3	7	.583	1	0	4	0	.385	0	2	0-1
22	Flores Chaviel Ant	.308	4-4	13	3	4	1	0	0	0	5	.385	2	0	3	0	.400	0	0	0-0
4	BOUNIOL Dorian	.267	4-4	15	2	4	0	0	0	2	4	.267	0	0	2	0	.250	1	0	2-3
44	KOVACS Fabian	.267	4-4	15	3	4	0	0	1	2	7	.467	1	0	2	1	.294	1	0	0-1
5	DOAT Pierre	.231	4-4	13	3	3	1	0	1	3	7	.538	1	1	4	0	.333	0	0	0-1
16	POLIT Luc	.100	3-3	10	0	1	0	0	0	1	1	.100	0	0	5	0	.100	0	0	0-0
9	BROSSIER Paolo	.071	4-4	14	1	1	0	0	0	0	1	.71	2	1	2	0	.235	0	0	1-1
11	COUVREUR Ben	.000	1-1	2	2	0	0	0	0	0	0	.000	0	1	0	0	.333	0	0	0-0
99	ELEGOET Leo	.000	1-0	1	0	0	0	0	0	0	0	.000	0	0	0	0	.000	0	0	0-0
Totals		.267		120	17	32	3	0	3	14	44	.367	8	3	23	1	.323	2	3	4-9
Opponents		.195		118	9	23	4	0	3	7	36	.305	8	1	35	3	.252	0	2	6-8

(All Games, Sorted by Earned Run Avg)

#	PLAYER	ERA	W-L	SV	IP	G	GS	CG	SHO	H	R	ER	BB	SO	2B	3B	HR	AB	B/Avg	WP	HP	BK	IBB	SHA	SFA
11	COUVREUR Ben	0.00	1-0	0	7.1	2	1	0	0	1	2	0	5	13	0	0	0	23	.043	0	0	1	0	0	0
27	PITCHER Andy	0.00	0-0	0	1.0	1	0	0	0	0	0	0	1	0	0	0	0	3	.000	0	0	0	0	0	0
59	QUINONEZ LANDINEZ	0.00	0-0	1	3.2	2	0	0	0	3	0	0	1	4	1	0	0	14	.214	0	0	1	0	1	0
23	OZANICH Owen	1.29	1-0	0	7.0	1	1	0	0	5	1	1	0	9	2	0	0	24	.208	0	1	0	0	1	0
25	VERA GALINDO Ander	3.21	1-1	0	14.0	2	2	1	1	14	6	5	1	9	1	0	3	54	.259	0	0	0	0	0	0
Totals		1.64	3-1	1	33.0	4	4	1	1	23	9	6	8	35	4	0	3	118	.195	0	1	2	0	2	0
Opponents		4.13	1-3	0	32.2	4	4	0	0	32	17	15	8	23	3	0	3	120	.267	3	3	1	1	3	2

(All Games, Sorted by Fielding Pct)

#	PLAYER	C	PO	A	E	DP	FLD%	CSB	SBA	SBA%	CI	PB
16	POLIT Luc	22	18	4	0	2	1.000	0	0	0	0	0
4	BOUNIOL Dorian	19	6	13	0	3	1.000	0	0	0	0	0
9	BROSSIER Paolo	9	9	0	0	0	1.000	0	0	0	0	0
27	PITCHER Andy	5	3	2	0	0	1.000	0	0	0	0	0
3	GUIRAUD Mathis	2	2	0	0	0	1.000	0	0	0	0	0
59	QUINONEZ LANDINEZ	1	0	1	0	0	1.000	0	0	0	0	0
44	KOVACS Fabian	40	36	3	1	0	.975	1	6	.857	0	0
22	Flores Chaviel Ant	18	7	10	1	3	.944	0	0	0	0	0
7	PONTIAC Ismael	11	10	0	1	1	.909	0	0	0	0	0
5	DOAT Pierre	19	6	10	3	0	.842	0	0	0	0	0
23	OZANICH Owen	3	2	0	1	0	.667	0	0	0	0	0
25	VERA GALINDO Ander	2	0	1	1	0	.500	1	0	.000	0	0
11	COUVREUR Ben	1	0	0	1	0	.000	0	0	0	0	0
Totals		152	99	44	9	3	.941	2	6	.750	0	0
Opponents		148	98	45	5	1	.966	5	4	.444	0	1

Team's stats



Rouen Huskies

FRA

(All Games, Sorted by Batting Avg)

Record: Tournament: 3-1 / Opening Round: 2-0 / Semifinals: 0-1 / Finals: 1-0

#	PLAYER	AVG	GP-GS	AB	R	H	2B	3B	HR	RBI	TB	SLG%	BB	HP	SO	GDP	OB%	SF	SH	SB-ATT
40	BLONDEL Hugo	.533	4-4	15	7	8	3	0	0	3	11	.733	4	1	0	0	.650	0	0	0-0
53	MacKenzie Jake	.500	4-4	18	6	9	3	0	0	6	12	.667	2	0	0	0	.550	0	0	6-6
5	VISSAC Martin	.500	1-1	2	0	1	0	0	0	0	1	.500	0	0	1	0	.500	0	1	0-0
7	BRAINVILLE Louis	.471	4-4	17	5	8	3	0	1	7	14	.824	2	0	1	0	.526	0	0	1-1
30	DAGNEAU Bastien	.462	4-3	13	4	6	0	0	1	5	9	.692	0	1	3	0	.500	0	0	0-1
52	LEBOUC Oscar	.444	3-3	9	6	4	1	0	0	4	5	.556	5	0	0	0	.643	0	0	1-2
26	DUCHOSSOY Sebastie	.375	2-1	8	2	3	0	0	0	3	3	.375	1	0	1	0	.444	0	0	0-0
6	VIGER Luc	.286	4-4	7	2	2	2	0	0	1	4	.571	2	1	2	0	.500	0	1	0-0
27	BERT Joris	.250	4-4	16	3	4	2	0	0	1	6	.375	0	0	4	0	.250	0	0	1-1
3	HARRISON Gabriel	.250	4-4	12	3	3	0	0	0	3	3	.250	1	0	2	0	.308	0	0	0-0
57	GERBERON Louis	.250	2-1	4	0	1	0	0	0	1	1	.250	0	0	2	0	.250	0	0	0-0
35	CERDA Ruben	.167	3-0	6	1	1	0	0	0	0	1	.167	0	0	0	0	.167	0	0	0-0
14	FLOOD Logan	.154	4-3	13	4	2	0	0	0	3	2	.154	1	1	3	0	.250	1	1	1-1
41	MARTINEZ-BOUVIER N	.000	1-0	1	1	0	0	0	0	0	0	.000	1	0	0	0	.500	0	0	0-0
Totals		.369		141	44	52	14	0	2	37	72	.511	19	4	19	0	.455	1	3	10-12
Opponents		.189		111	9	21	3	0	0	7	24	.216	10	2	31	1	.268	0	3	5-8

(All Games, Sorted by Earned Run Avg)

#	PLAYER	ERA	W-L	SV	IP	G	GS	CG	SHO	H	R	ER	BB	SO	2B	3B	HR	AB	B/Avg	WP	HP	BK	IBB	SHA	SFA
29	BELLINA Scott	0.00	1-0	0	8.1	2	1	0	0	4	0	0	0	5	1	0	0	29	.138	0	0	0	0	1	0
16	MAGNIEN Arthur	0.00	0-0	1	3.0	1	0	0	0	2	0	0	1	4	0	0	0	11	.182	0	0	0	0	0	0
79	MANARANCHE Matteo	0.00	0-0	0	1.0	1	0	0	0	1	0	0	1	0	0	0	0	4	.250	0	0	0	0	0	0
15	MERCADIER Thibault	1.35	0-1	0	6.2	1	1	0	0	7	2	1	0	6	1	0	0	24	.292	0	0	0	0	1	0
55	LAVAL QUESNEY Axel	3.60	1-0	0	5.0	2	0	0	0	2	2	2	3	6	0	0	0	17	.118	0	1	0	0	1	0
17	PRIOUL Esteban	5.14	1-0	0	7.0	2	2	0	0	5	5	4	5	10	1	0	0	26	.192	1	1	0	0	0	0
Totals		2.03	3-1	1	31.0	4	4	0	0	21	9	7	10	31	3	0	0	111	.189	1	2	0	0	3	0
Opponents		10.27	1-3	1	30.2	4	4	1	0	52	44	35	19	19	14	0	2	141	.369	4	4	1	0	3	1

(All Games, Sorted by Fielding Pct)

#	PLAYER	C	PO	A	E	DP	FLD%	CSB	SBA	SBA%	CI	PB
6	VIGER Luc	21	21	0	0	0	1.000	0	4	1.000	0	2
53	MacKenzie Jake	18	5	13	0	0	1.000	0	0	0	0	0
35	CERDA Ruben	12	11	1	0	0	1.000	0	1	1.000	0	0
3	HARRISON Gabriel	10	3	7	0	0	1.000	0	0	0	0	0
27	BERT Joris	5	5	0	0	0	1.000	0	0	0	0	0
14	FLOOD Logan	4	4	0	0	0	1.000	0	0	0	0	0
15	MERCADIER Thibault	4	1	3	0	0	1.000	2	0	.000	0	0
5	VISSAC Martin	2	2	0	0	0	1.000	0	0	0	0	0
30	DAGNEAU Bastien	1	1	0	0	0	1.000	0	0	0	0	0
57	GERBERON Louis	1	1	0	0	0	1.000	0	0	0	0	0
55	LAVAL QUESNEY Axel	1	0	1	0	0	1.000	0	0	0	0	0
16	MAGNIEN Arthur	1	0	1	0	0	1.000	0	0	0	0	0
41	MARTINEZ-BOUVIER N	1	1	0	0	0	1.000	0	0	0	0	0
40	BLONDEL Hugo	27	22	4	1	0	.963	0	0	0	0	0
52	LEBOUC Oscar	11	10	0	1	1	.909	0	0	0	0	0
26	DUCHOSSOY Sebastie	8	2	5	1	1	.875	0	0	0	0	0
29	BELLINA Scott	6	3	2	1	0	.833	1	0	.000	0	0
7	BRAINVILLE Louis	9	1	6	2	1	.778	0	0	0	0	0
Totals		142	93	43	6	1	.958	3	5	.625	0	2
Opponents		156	92	53	11	0	.929	2	10	.833	0	1

Team's stats



Deurne Spartans

BEL

(All Games, Sorted by Batting Avg)

Record: Tournament: 1-3 / Opening Round: 1-1 / Semifinals: 0-1 / Finals: 0-1

#	PLAYER	AVG	GP-GS	AB	R	H	2B	3B	HR	RBI	TB	SLG%	BB	HP	SO	GDP	OB%	SF	SH	SB-ATT
21	Marquez Alexis	.429	4-4	14	4	6	2	0	0	1	8	.571	2	0	2	0	.500	0	0	1-1
55	Bustamante Daniel	.385	4-4	13	1	5	1	0	0	3	6	.462	2	1	3	0	.500	0	0	2-2
33	Reina Viant Leonel	.308	4-4	13	3	4	0	0	0	0	4	.308	2	2	3	0	.471	0	0	3-3
97	Arguinzones Ocanto	.250	4-4	12	1	3	0	0	0	4	3	.250	2	2	1	0	.438	0	0	0-1
25	Vandervelden Cazim	.214	4-4	14	1	3	0	0	0	0	3	.214	0	0	4	0	.214	0	0	0-0
13	Martinez Miranda R	.200	4-4	15	2	3	0	0	0	1	3	.200	1	0	3	1	.250	0	0	1-2
22	Vincente Lopez Ada	.200	2-1	5	0	1	0	0	0	0	1	.200	0	1	2	0	.333	0	0	0-0
44	Polanco Machado El	.143	3-1	7	0	1	0	0	0	0	1	.143	0	0	3	0	.143	0	0	0-0
31	De Saedeleer Roche	.125	3-3	8	0	1	0	0	0	0	1	.125	1	0	3	0	.222	0	0	0-0
99	Lambert Joey	.000	2-2	7	0	0	0	0	0	0	0	.000	1	0	4	0	.125	0	0	0-0
27	Rosario Angel Will	.000	2-2	6	0	0	0	0	0	1	0	.000	1	0	4	0	.143	0	0	0-0
80	Tauil Nabil	.000	3-3	6	1	0	0	0	0	0	0	.000	1	0	4	0	.143	0	0	0-0
Totals		.225		120	13	27	3	0	0	10	30	.250	13	6	36	1	.331	0	0	7-9
Opponents		.365		148	45	54	14	0	3	37	77	.52	18	4	20	0	.444	1	1	9-10

(All Games, Sorted by Earned Run Avg)

#	PLAYER	ERA	W-L	SV	IP	G	GS	CG	SHO	H	R	ER	BB	SO	2B	3B	HR	AB	B/Avg	WP	HP	BK	IBB	SHA	SFA
29	Gerdel Nieto Ander	2.00	1-0	0	9.0	1	1	1	0	6	3	2	1	13	1	0	0	33	.182	0	0	1	0	1	1
21	Marquez Alexis	5.00	0-1	0	9.0	1	1	1	0	12	5	5	4	2	1	0	1	39	.308	0	1	0	0	0	0
44	Polanco Machado El	12.00	0-1	0	6.0	1	1	0	0	11	8	8	3	1	2	0	1	28	.393	2	2	0	0	0	0
80	Tauil Nabil	16.20	0-0	0	1.2	1	0	0	0	6	8	3	4	3	4	0	0	13	.462	2	0	0	0	0	0
85	Larrinaga Ocampo J	29.70	0-1	0	3.1	2	1	0	0	11	11	11	3	0	4	0	1	21	.524	1	0	0	0	0	0
33	Reina Viant Leonel	40.50	0-0	0	2.0	1	0	0	0	8	10	9	3	1	2	0	0	14	.571	0	1	0	0	0	0
Totals		11.03	1-3	0	31.0	4	4	2	0	54	45	38	18	20	14	0	3	148	.365	5	4	1	0	1	1
Opponents		3.09	3-1	2	32.0	4	4	0	0	27	13	11	13	36	3	0	0	120	.225	3	6	0	0	0	0

(All Games, Sorted by Fielding Pct)

#	PLAYER	C	PO	A	E	DP	FLD%	CSB	SBA	SBA%	CI	PB
25	Vandervelden Cazim	19	19	0	0	0	1.000	0	0	0	0	0
27	Rosario Angel Will	15	11	4	0	0	1.000	0	0	0	0	0
99	Lambert Joey	8	3	5	0	0	1.000	0	0	0	0	0
44	Polanco Machado El	7	5	2	0	0	1.000	0	0	0	0	0
85	Larrinaga Ocampo J	1	0	1	0	0	1.000	0	0	0	0	0
97	Arguinzones Ocanto	26	21	3	2	0	.923	2	9	.818	0	0
13	Martinez Miranda R	23	3	18	2	0	.913	0	0	0	0	0
55	Bustamante Daniel	10	9	0	1	0	.900	0	0	0	0	0
21	Marquez Alexis	14	8	4	2	0	.857	0	0	0	0	0
33	Reina Viant Leonel	7	6	0	1	0	.857	0	0	0	0	0
31	De Saedeleer Roche	7	5	1	1	0	.857	0	0	0	0	0
22	Vincente Lopez Ada	4	3	0	1	0	.750	0	0	0	0	0
29	Gerdel Nieto Ander	2	0	1	1	0	.500	0	0	0	0	0
80	Tauil Nabil	1	0	0	1	0	.000	0	0	0	0	0
Totals		144	93	39	12	0	.917	2	9	.818	0	0
Opponents		138	96	38	4	1	.971	2	7	.778	0	3

Team's stats



Hoboken Pioneers

BEL

(All Games, Sorted by Batting Avg)

Record: Tournament: 2-2 / Opening Round: 1-2 / Relegation round: 1-0

#	PLAYER	AVG	GP-GS	AB	R	H	2B	3B	HR	RBI	TB	SLG%	BB	HP	SO	GDP	OB%	SF	SH	SB-ATT
5	Tiliakos Vegas	.364	3-2	11	4	4	0	0	0	1	4	.364	0	0	2	0	.364	0	0	0-0
20	De Quint Dennis	.308	4-4	13	3	4	0	0	1	1	7	.538	5	0	2	0	.500	0	0	0-0
81	Unda Luis	.308	4-4	13	2	4	1	0	0	3	5	.385	2	0	1	0	.375	1	0	2-3
2	Goffaux Benjamin	.294	4-4	17	4	5	0	0	0	3	5	.294	1	1	1	1	.368	0	0	2-3
40	Jie-sam-foek Jason	.286	4-1	7	0	2	0	0	0	1	2	.286	0	0	3	0	.286	0	0	0-0
24	Spurgeon Mizunoya	.250	3-3	12	2	3	0	0	0	0	3	.250	1	0	2	0	.308	0	0	2-3
7	De Brauer Zion	.250	4-4	12	3	3	1	0	0	2	4	.333	3	1	2	0	.438	0	0	2-2
39	Verspreet Xander	.214	4-4	14	1	3	1	0	0	1	4	.286	2	0	2	0	.313	0	1	0-0
76	Janssens Wesley	.182	3-3	11	0	2	1	0	0	1	3	.273	1	0	2	1	.250	0	0	0-0
53	Roef Axel	.125	4-2	8	1	1	0	0	1	2	4	.500	1	0	3	0	.222	0	0	0-1
99	Lewis Rob	.067	4-4	15	1	1	1	0	0	0	2	.133	0	0	2	1	.067	0	0	0-1
15	Nieto Castillo Edg	.000	1-1	1	0	0	0	0	0	0	0	.000	0	0	0	0	.000	0	0	0-0
Totals		.239		134	21	32	5	0	2	15	43	.321	16	2	22	3	.327	1	1	8-13
Opponents		.190		121	14	23	4	0	1	12	30	.248	17	5	26	4	.310	2	2	3-4

(All Games, Sorted by Earned Run Avg)

#	PLAYER	ERA	W-L	SV	IP	G	GS	CG	SHO	H	R	ER	BB	SO	2B	3B	HR	AB	B/Avg	WP	HP	BK	IBB	SHA	SFA
23	Desmedt Kevin	0.00	1-0	0	7.0	3	0	0	0	4	0	0	1	7	0	0	0	24	.167	0	0	0	0	0	0
19	Van Nuffel Ben	2.00	1-0	0	9.0	2	1	0	0	4	2	2	4	7	1	0	0	29	.138	0	2	1	0	0	0
29	Neal III Dennis Ro	2.08	0-1	0	4.1	2	1	0	0	2	1	1	1	2	1	0	0	14	.143	0	2	1	0	1	1
21	Van Landuyt Ruben	2.25	0-0	0	4.0	1	1	0	0	2	2	1	6	1	0	0	0	12	.167	0	1	0	0	0	1
80	Brayden Bebee	3.00	0-1	0	9.0	2	1	0	0	8	4	3	2	6	2	0	1	34	.235	1	0	0	0	1	0
18	Verspreet Brendan	13.50	0-0	0	0.2	1	0	0	0	1	1	1	1	1	0	0	0	3	.333	0	0	0	0	0	0
28	Van Nuffel Sam	36.00	0-0	0	1.0	1	0	0	0	2	4	4	2	2	0	0	0	5	.400	0	0	0	0	0	0
Totals		3.09	2-2	0	35.0	4	4	0	0	23	14	12	17	26	4	0	1	121	.190	1	5	2	0	2	2
Opponents		2.57	2-2	1	35.0	4	4	1	1	32	21	10	16	22	5	0	2	134	.239	3	2	1	0	1	1

(All Games, Sorted by Fielding Pct)

#	PLAYER	C	PO	A	E	DP	FLD%	CSB	SBA	SBA%	CI	PB
99	Lewis Rob	30	30	0	0	4	1.000	0	0	0	0	0
24	Spurgeon Mizunoya	26	23	3	0	0	1.000	0	2	1.000	0	1
39	Verspreet Xander	9	9	0	0	0	1.000	0	0	0	0	0
81	Unda Luis	6	6	0	0	0	1.000	0	0	0	0	0
53	Roef Axel	4	4	0	0	0	1.000	0	0	0	0	0
80	Brayden Bebee	4	2	2	0	0	1.000	0	0	0	0	0
19	Van Nuffel Ben	3	0	3	0	1	1.000	0	0	0	0	0
21	Van Landuyt Ruben	2	0	2	0	2	1.000	0	0	0	0	0
5	Tiliakos Vegas	2	2	0	0	0	1.000	0	0	0	0	0
23	Desmedt Kevin	1	0	1	0	0	1.000	0	0	0	0	0
2	Goffaux Benjamin	20	8	11	1	3	.950	1	0	.000	0	0
20	De Quint Dennis	17	4	12	1	1	.941	0	0	0	0	0
76	Janssens Wesley	15	7	7	1	1	.933	0	0	0	0	0
7	De Brauer Zion	14	9	4	1	0	.929	0	0	0	0	0
29	Neal III Dennis Ro	2	1	0	1	0	.500	0	1	1.000	0	0
Totals		155	105	45	5	4	.968	1	3	.750	0	1
Opponents		168	105	52	11	4	.935	5	8	.615	0	0

Team's stats



Diving Ducks

AUT

(All Games, Sorted by Batting Avg)

Record: Tournament: 1-3 / Opening Round: 0-3 / Relegation round: 1-0

#	PLAYER	AVG	GP-GS	AB	R	H	2B	3B	HR	RBI	TB	SLG%	BB	HP	SO	GDP	OB%	SF	SH	SB-ATT
33	AMON Florian	.500	4-0	4	0	2	0	0	0	0	2	.500	0	0	1	1	.500	0	0	0-0
15	ASTNER Felix	.308	4-4	13	1	4	3	0	0	2	7	.538	2	1	4	0	.438	0	0	0-0
46	ICHIMURA Shogo	.250	4-4	12	4	3	1	0	0	1	4	.333	5	0	1	0	.471	0	0	0-1
75	SUCHAROWSKI Stefan	.250	4-4	12	2	3	0	0	0	2	3	.250	2	0	2	0	.357	0	0	0-0
13	BOWLES Kieran Sean	.250	4-3	8	0	2	0	0	0	1	2	.250	2	1	0	0	.455	0	1	0-0
24	KIENBERGER Alexand	.250	3-0	4	0	1	1	0	0	0	2	.500	0	0	2	0	.250	0	0	0-0
99	FAULHABER Julian	.214	4-4	14	2	3	2	0	0	2	5	.357	2	0	3	1	.313	0	0	0-0
12	SCHEICHER Moritz	.188	4-4	16	2	3	1	0	0	4	4	.250	0	0	3	0	.188	0	0	0-0
4	Mc GARRY Eoghan	.091	4-4	11	0	1	0	0	0	1	1	.91	2	0	1	0	.231	0	0	0-0
16	ASTNER Moritz	.000	4-3	9	2	0	0	0	0	0	0	.000	1	1	5	0	.182	0	0	1-1
8	BRAUNER Jacob	.000	2-1	1	0	0	0	0	0	0	0	.000	1	1	0	0	.667	0	0	1-1
14	SCHWARZ Elias	.000	3-1	2	1	0	0	0	0	0	0	.000	0	0	2	0	.000	0	0	0-0
3	ZOUFAL Alessandro	.000	4-4	8	0	0	0	0	0	0	0	.000	0	0	4	1	.000	0	0	0-0
Totals		.193		114	14	22	8	0	0	13	30	.263	17	4	28	3	.319	0	1	2-3
Opponents		.326		132	39	43	5	0	7	35	69	.523	23	2	20	2	.422	4	0	4-7

(All Games, Sorted by Earned Run Avg)

#	PLAYER	ERA	W-L	SV	IP	G	GS	CG	SHO	H	R	ER	BB	SO	2B	3B	HR	AB	B/Avg	WP	HP	BK	IBB	SHA	SFA
4	Mc GARRY Eoghan	3.86	0-1	0	4.2	1	1	0	0	4	5	2	3	5	2	0	0	19	.211	0	1	0	0	0	0
18	GNEIST Vitus	5.40	1-1	0	5.0	2	1	0	0	6	3	3	1	3	0	0	3	20	.300	0	0	0	0	0	1
12	SCHEICHER Moritz	6.00	0-0	0	3.0	1	0	0	0	3	4	2	1	4	0	0	0	14	.214	0	0	0	0	0	0
75	SUCHAROWSKI Stefan	6.23	0-0	0	4.1	2	0	0	0	5	3	3	0	2	0	0	1	17	.294	0	0	0	0	0	1
2	SCHEICHER Klaus	7.71	0-1	0	7.0	2	2	0	0	11	7	6	3	4	2	0	1	32	.344	0	0	0	0	0	1
24	KIENBERGER Alexand	9.00	0-0	0	2.0	1	0	0	0	4	4	2	5	1	0	0	1	9	.444	1	0	0	0	0	1
27	van DIJCK Rick	20.25	0-0	0	2.2	1	0	0	0	6	7	6	3	0	0	0	0	12	.500	1	1	0	1	0	0
8	BRAUNER Jacob	27.00	0-0	0	1.0	1	0	0	0	2	3	3	5	1	1	0	1	5	.400	0	0	0	0	0	0
14	SCHWARZ Elias	27.00	0-0	0	1.0	1	0	0	0	2	3	3	2	0	0	0	0	4	.500	1	0	0	0	0	0
Totals		8.80	1-3	0	30.2	4	4	0	0	43	39	30	23	20	5	0	7	132	.326	3	2	0	1	0	4
Opponents		3.94	3-1	0	32.0	4	4	1	0	22	14	14	17	28	8	0	0	114	.193	2	4	3	0	1	0

(All Games, Sorted by Fielding Pct)

#	PLAYER	C	PO	A	E	DP	FLD%	CSB	SBA	SBA%	CI	PB
15	ASTNER Felix	8	8	0	0	0	1.000	0	0	0	0	0
4	Mc GARRY Eoghan	8	6	2	0	0	1.000	1	0	.000	0	0
33	AMON Florian	3	3	0	0	0	1.000	0	0	0	0	0
3	ZOUFAL Alessandro	3	3	0	0	0	1.000	0	0	0	0	0
8	BRAUNER Jacob	2	2	0	0	0	1.000	0	0	0	0	0
18	GNEIST Vitus	1	0	1	0	0	1.000	1	0	.000	0	0
24	KIENBERGER Alexand	1	0	1	0	0	1.000	0	0	0	0	0
14	SCHWARZ Elias	1	1	0	0	0	1.000	0	0	0	0	0
27	van DIJCK Rick	1	0	1	0	0	1.000	0	0	0	0	0
99	FAULHABER Julian	30	28	1	1	2	.967	0	0	0	0	0
46	ICHIMURA Shogo	26	23	2	1	0	.962	1	4	.800	0	0
75	SUCHAROWSKI Stefan	14	4	9	1	1	.929	0	0	0	0	0
13	BOWLES Kieran Sean	10	4	5	1	2	.900	0	0	0	0	0
16	ASTNER Moritz	9	6	1	2	0	.778	0	0	0	0	0
12	SCHEICHER Moritz	14	4	6	4	0	.714	0	0	0	0	0
Totals		131	92	29	10	2	.924	3	4	.571	0	0
Opponents		142	96	43	3	3	.979	1	2	.667	0	0

<h1>Team's stats</h1>		
	<h2>Vienna Metrostars</h2>	<h2>AUT</h2>

(All Games, Sorted by Batting Avg)

Record: Tournament: 0-4 / Opening Round: 0-2 / Relegation round: 0-2

#	PLAYER	AVG	GP-GS	AB	R	H	2B	3B	HR	RBI	TB	SLG%	BB	HP	SO	GDP	OB%	SF	SH	SB-ATT
46	SEISER Claus	.353	4-4	17	3	6	2	0	0	0	8	.471	1	0	3	0	.389	0	0	0-0
52	ALZINGER Richard	.286	2-2	7	1	2	0	0	0	1	2	.286	1	0	0	0	.375	0	0	0-0
19	WEATHERLY Nathan L	.231	4-4	13	0	3	0	0	0	1	3	.231	0	1	7	1	.267	1	0	0-0
47	PATRICK Louis	.182	3-3	11	1	2	0	0	0	0	2	.182	1	0	1	0	.250	0	0	0-0
72	SCHADLER Nicholas	.167	3-2	6	0	1	0	0	0	1	1	.167	0	0	4	0	.167	0	3	0-0
10	FLEISCHMANN Jonath	.154	4-4	13	0	2	0	0	0	1	2	.154	0	1	1	1	.154	0	0	0-0
6	FRANKS Brock	.143	4-4	14	1	2	0	0	0	0	2	.143	2	0	6	0	.250	0	0	0-0
4	SIMONSEN Jakob	.133	4-3	15	1	2	1	0	0	1	3	.200	0	0	5	1	.125	1	0	0-0
11	HACKL Moritz	.111	4-3	9	1	1	0	0	0	1	1	.111	4	0	2	0	.385	0	0	0-0
74	DITTRICH Felix	.077	4-3	13	1	1	0	0	0	1	1	.77	0	0	2	0	.071	1	0	0-0
38	LOFFLER Dominik	.000	2-1	3	0	0	0	0	0	0	0	.000	2	0	0	0	.400	0	0	0-0
20	PANSTINGL Felipe	.000	3-3	5	0	0	0	0	0	0	0	.000	1	0	3	0	.167	0	0	0-0
Totals		.175		126	9	22	3	0	0	7	25	.198	12	1	34	3	.246	3	3	0-0
Opponents		.290		138	30	40	8	0	2	23	54	.391	21	4	12	1	.396	1	2	10-14

(All Games, Sorted by Earned Run Avg)

#	PLAYER	ERA	W-L	SV	IP	G	GS	CG	SHO	H	R	ER	BB	SO	2B	3B	HR	AB	B/Avg	WP	HP	BK	IBB	SHA	SFA
72	SCHADLER Nicholas	0.00	0-0	0	6.0	1	1	0	0	2	0	0	4	0	1	0	0	20	.100	1	1	0	0	0	0
47	PATRICK Louis	3.00	0-0	0	3.0	1	0	0	0	2	2	1	3	2	0	0	0	11	.182	2	1	0	0	0	0
25	SCHNORBACH Kevin	3.00	0-1	0	6.0	1	1	0	0	7	2	2	1	4	1	0	0	24	.292	0	1	0	0	0	0
11	HACKL Moritz	3.60	0-1	0	10.0	2	1	0	0	6	8	4	7	1	1	0	1	37	.162	1	1	0	0	1	0
74	DITTRICH Felix	9.00	0-1	0	4.0	1	1	0	0	10	7	4	4	3	1	0	0	20	.500	2	0	1	0	1	0
4	SIMONSEN Jakob	17.36	0-1	0	4.2	2	0	0	0	13	11	9	2	2	4	0	1	26	.500	0	0	0	0	0	1
Totals		5.35	0-4	0	33.2	4	4	0	0	40	30	20	21	12	8	0	2	138	.290	6	4	1	0	2	1
Opponents		1.29	4-0	0	35.0	4	4	1	0	22	9	5	12	34	3	0	0	126	.175	0	1	1	0	3	3

(All Games, Sorted by Fielding Pct)

#	PLAYER	C	PO	A	E	DP	FLD%	CSB	SBA	SBA%	CI	PB
47	PATRICK Louis	40	36	4	0	1	1.000	0	1	1.000	0	0
52	ALZINGER Richard	7	7	0	0	0	1.000	0	0	0	0	0
4	SIMONSEN Jakob	7	4	3	0	0	1.000	0	0	0	0	0
74	DITTRICH Felix	6	4	2	0	0	1.000	0	0	0	0	0
20	PANSTINGL Felipe	4	4	0	0	0	1.000	0	0	0	0	0
25	SCHNORBACH Kevin	3	1	2	0	0	1.000	0	0	0	0	0
38	LOFFLER Dominik	1	1	0	0	0	1.000	0	0	0	0	0
72	SCHADLER Nicholas	21	15	5	1	0	.952	0	0	0	0	0
11	HACKL Moritz	15	4	10	1	1	.933	0	0	0	0	0
6	FRANKS Brock	22	7	13	2	1	.909	0	0	0	0	0
19	WEATHERLY Nathan L	21	13	6	2	0	.905	4	9	.692	0	1
46	SEISER Claus	21	5	13	3	0	.857	0	0	0	0	0
Totals		168	101	58	9	1	.946	4	10	.714	0	1
Opponents		151	105	36	10	3	.934	0	0	0	0	0

Leaders Summary

Batting Leaders

BATTING AVERAGE (min 2.1 PA/G)

1. ENCARNACION SEGURA, MAR	.750
2. Marquez Alexis, DEU	.600
3. BLONDEL Hugo, ROU	.583
- BRAINVILLE Louis, ROU	.583
5. GUIRAUD Mathis, MTP	.571
6. GALVAN AREVALO Les, MAR	.545
7. PITCHER Andy, MTP	.500
8. MacKenzie Jake, ROU	.462
9. DAGNEAU Bastien, ROU	.455

SLUGGING PCT (min 2.1 PA/G)

1. ENCARNACION SEGURA, MAR	1.333
2. BRAINVILLE Louis, ROU	1.083
3. PITCHER Andy, MTP	.875
4. BLONDEL Hugo, ROU	.833
5. Marquez Alexis, DEU	.800
6. VALERIO ABREU Edis, MAR	.786
7. MacKenzie Jake, ROU	.692
8. VIGER Luc, ROU	.667
9. Ustariz Luis Jesus, MAR	.636

ON BASE PCT (min 2.1 PA/G)

1. ENCARNACION SEGURA, MAR	.786
2. BLONDEL Hugo, ROU	.667
- Marquez Alexis, DEU	.667
4. BRAINVILLE Louis, ROU	.643
5. GUIRAUD Mathis, MTP	.625
6. GALVAN AREVALO Les, MAR	.615
7. LEBOUIC Oscar, ROU	.556
- PITCHER Andy, MTP	.556
9. MacKenzie Jake, ROU	.533
10. 3 Tied at	.500

RUNS

1. ENCARNACION SEGURA, MAR	8
2. BLONDEL Hugo, ROU	7
3. LEBOUIC Oscar, ROU	5
- MacKenzie Jake, ROU	5
- VALERIO ABREU Edis, MAR	5
6. 7 Tied at	4

HITS

1. ENCARNACION SEGURA, MAR	9
2. BLONDEL Hugo, ROU	7
- BRAINVILLE Louis, ROU	7
4. GALVAN AREVALO Les, MAR	6
- MacKenzie Jake, ROU	6
- Marquez Alexis, DEU	6
- SEISER Claus, MS	6
8. 2 Tied at	5

RBI

1. BRAINVILLE Louis, ROU	7
2. MacKenzie Jake, ROU	6
3. ENCARNACION SEGURA, MAR	5
- Ustariz Luis Jesus, MAR	5
5. Arguinzones Ocanto, DEU	4
- DAGNEAU Bastien, ROU	4
- SCHEICHER Moritz, DD	4
- VALERIO ABREU Edis, MAR	4
9. 7 Tied at	3

DOUBLES

1. ASTNER Felix, DD	3
- BLONDEL Hugo, ROU	3
- BRAINVILLE Louis, ROU	3
- HERNANDEZ RUIZ Fra, MAR	3
- MacKenzie Jake, ROU	3
6. 4 Tied at	2

HOMERUNS

1. ENCARNACION SEGURA, MAR	2
- VALERIO ABREU Edis, MAR	2
3. 7 Tied at	1

TOTAL BASES

1. ENCARNACION SEGURA, MAR	16
2. BRAINVILLE Louis, ROU	13
3. VALERIO ABREU Edis, MAR	11
4. BLONDEL Hugo, ROU	10
5. MacKenzie Jake, ROU	9
6. Marquez Alexis, DEU	8
- SEISER Claus, MS	8
8. 4 Tied at	7

WALKS

1. De Quint Dennis, HOB	5
- ICHIMURA Shogo, DD	5
3. HACKL Moritz, MS	4
4. BLONDEL Hugo, ROU	3
- De Brauwer Zion, HOB	3
- LEBOUIC Oscar, ROU	3
7. 19 Tied at	2

HIT BY PITCH

1. Arguinzones Ocanto, DEU	2
- Reina Viant Leonel, DEU	2
3. 17 Tied at	1

SACRIFICE HITS

1. SCHADLER Nicholas, MS	3
2. PITCHER Andy, MTP	2
3. BOWLES Kieran Sean, DD	1
- FLOOD Logan, ROU	1
- GUIRAUD Mathis, MTP	1
- Verspreet Xander, HOB	1
- VIGER Luc, ROU	1
- VISSAC Martin, ROU	1

SACRIFICE FLY

1. DITTRICH Felix, MS	1
- FLOOD Logan, ROU	1
- FRANCO SANTA Yanca, MAR	1
- KOVACS Fabian, MTP	1
- SIMONSEN Jakob, MS	1
- Unda Luis, HOB	1
- Ustariz Luis Jesus, MAR	1
- WEATHERLY Nathan L, MS	1

STOLEN BASES

1. MacKenzie Jake, ROU	4
2. Ustariz Luis Jesus, MAR	3
3. BOUNIOL Dorian, MTP	2
- De Brauwer Zion, HOB	2
- Goffaux Benjamin, HOB	2
- HERNANDEZ RUIZ Fra, MAR	2
- Spurgeon Mizunoya, HOB	2
- Unda Luis, HOB	2
9. 11 Tied at	1

PLATE APPEARANCES

1. Goffaux Benjamin, HOB	19
2. De Quint Dennis, HOB	18
- SEISER Claus, MS	18
4. ICHIMURA Shogo, DD	17
- Verspreet Xander, HOB	17
6. 7 Tied at	16

AT BATS

1. Goffaux Benjamin, HOB	17
- SEISER Claus, MS	17
3. SCHEICHER Moritz, DD	16
4. Lewis Rob, HOB	15
- SIMONSEN Jakob, MS	15
6. FAULHABER Julian, DD	14
- FRANKS Brock, MS	14
- VALERIO ABREU Edis, MAR	14
- Verspreet Xander, HOB	14
10. 7 Tied at	13

CAUGHT STEALING

1. 14 Tied at	1
---------------	---

STRIKEOUTS

1. WEATHERLY Nathan L, MS	7
2. FRANKS Brock, MS	6
3. ASTNER Moritz, DD	5
- SIMONSEN Jakob, MS	5
5. ASTNER Felix, DD	4
- BERT Joris, ROU	4
- SCHADLER Nicholas, MS	4
- ZOUFAL Alessandro, DD	4
9. 13 Tied at	3

STRIKEOUTS LOOKING

1. Vandervelden Cazim, DEU	3
- WEATHERLY Nathan L, MS	3
3. 12 Tied at	2

GDP

1. 11 Tied at	1
---------------	---

Pitching Leaders

EARNED RUN AVG (min 1.7 IP/G)

1. BELLINA Scott, ROU	0.00
- COUVREUR Ben, MTP	0.00
- Desmedt Kevin, HOB	0.00
- VERA GALINDO Ander, MTP	0.00
5. Nacar Mejias Lesli, MAR	1.04
6. OZANICH Owen, MTP	1.29
7. MERCADIER Thibault, ROU	1.35
8. Gerdel Nieto Ander, DEU	2.00
- Van Nuffel Ben, HOB	2.00

OPPOSING AVG (min 1.7 IP/G)

1. COUVREUR Ben, MTP	.000
2. BELLINA Scott, ROU	.138
- Van Nuffel Ben, HOB	.138
4. VERA GALINDO Ander, MTP	.161
5. HACKL Moritz, MS	.162
6. Desmedt Kevin, HOB	.167
7. Gerdel Nieto Ander, DEU	.182
8. Rodriguez Gonzalez, MAR	.200
9. Nacar Mejias Lesli, MAR	.207

INNINGS PITCHED

1. HACKL Moritz, MS	10.0
2. Brayden Bebee, HOB	9.0
- Gerdel Nieto Ander, DEU	9.0
- Van Nuffel Ben, HOB	9.0
- VERA GALINDO Ander, MTP	9.0
6. Nacar Mejias Lesli, MAR	8.2
7. BELLINA Scott, ROU	8.1
8. 4 Tied at	7.0

STRIKEOUTS

1. Gerdel Nieto Ander, DEU	13
2. COUVREUR Ben, MTP	12
3. OZANICH Owen, MTP	9
- REQUENA SIVERIO Hi, MAR	9
5. Desmedt Kevin, HOB	7
- Van Nuffel Ben, HOB	7
7. 3 Tied at	6

WINS

1. 12 Tied at	1
---------------	---

SAVES

1. PEREZ PADILLA Andr, MAR	1
- QUINONEZ LANDINEZ, MTP	1
- RIESGO LOPEZ Omar, MAR	1

GAMES

1. Desmedt Kevin, HOB	3
2. 11 Tied at	2

GAMES STARTED

1. SCHEICHER Klaus, DD	2
2. 22 Tied at	1

COMPLETE GAMES

1. Gerdel Nieto Ander, DEU	1
- Rodriguez Gonzalez, MAR	1
- VERA GALINDO Ander, MTP	1

SHUTOUTS

VERA GALINDO Ander, MTP	1
-------------------------	---

SACRIFICE HITS AGAINST

1. 11 Tied at	1
---------------	---

SACRIFICE FLIES AGAINST

1. Gerdel Nieto Ander, DEU	1
- GNEIST Vitus, DD	1
- KIENBERGER Alexand, DD	1
- Neal III Dennis Ro, HOB	1
- SCHEICHER Klaus, DD	1
- SIMONSEN Jakob, MS	1
- SUCHAROWSKI Stefan, DD	1
- Van Landuyt Ruben, HOB	1

LOSSES

1. 12 Tied at	1
---------------	---

WILD PITCHES

1. DITTRICH Felix, MS	2
- PATRICK Louis, MS	2
- Polanco Machado El, DEU	2
- Tauil Nabil, DEU	2
5. 9 Tied at	1

BALKS

1. COUVREUR Ben, MTP	1
- DITTRICH Felix, MS	1
- Gerdel Nieto Ander, DEU	1
- Neal III Dennis Ro, HOB	1
- QUINONEZ LANDINEZ, MTP	1
- Van Nuffel Ben, HOB	1

HIT BY PITCH

1. Neal III Dennis Ro, HOB	2
- Polanco Machado El, DEU	2
- REQUENA SIVERIO Hi, MAR	2
- Van Nuffel Ben, HOB	2
5. 13 Tied at	1

INTENTIONAL WALKS

van DIJCK Rick, DD	1
--------------------	---

HITS ALLOWED

1. SIMONSEN Jakob, MS	13
2. Larrinaga Ocampo J, DEU	11
- Polanco Machado El, DEU	11
- SCHEICHER Klaus, DD	11
5. DITTRICH Felix, MS	10
6. Brayden Bebee, HOB	8
- Reina Viant Leonel, DEU	8
8. 2 Tied at	7

RUNS ALLOWED

1. Larrinaga Ocampo J, DEU	11
- SIMONSEN Jakob, MS	11
3. Reina Viant Leonel, DEU	10
4. HACKL Moritz, MS	8
- Polanco Machado El, DEU	8
- Tauil Nabil, DEU	8
7. DITTRICH Felix, MS	7
- SCHEICHER Klaus, DD	7
- van DIJCK Rick, DD	7

EARNED RUNS (min 1.7 IP/G)

1. BELLINA Scott, ROU	0
- COUVREUR Ben, MTP	0
- Desmedt Kevin, HOB	0
- VERA GALINDO Ander, MTP	0
5. MERCADIER Thibault, ROU	1
- Nacar Mejias Lesli, MAR	1
- OZANICH Owen, MTP	1
8. 2 Tied at	2

WALKS ALLOWED (min 1.7 IP/G)

1. BELLINA Scott, ROU	0
- MERCADIER Thibault, ROU	0
- OZANICH Owen, MTP	0
- VERA GALINDO Ander, MTP	0
5. Desmedt Kevin, HOB	1
- Gerdel Nieto Ander, DEU	1
- Nacar Mejias Lesli, MAR	1
8. Brayden Bebee, HOB	2
- Rodriguez Gonzalez, MAR	2
10. 3 Tied at	3

Fielding Leaders
PUTOUTS

1. PATRICK Louis, MS	36
2. Lewis Rob, HOB	30
3. KOVACS Fabian, MTP	29
4. FAULHABER Julian, DD	28
- Ustariz Luis Jesus, MAR	28
6. ICHIMURA Shogo, DD	23
- Spurgeon Mizunoya, HOB	23
8. BLONDEL Hugo, ROU	22
- PERES NUNES Ian Al, MAR	22

ASSISTS

1. FRANKS Brock, MS	13
- SEISER Claus, MS	13
3. De Quint Dennis, HOB	12
4. Goffaux Benjamin, HOB	11
- MacKenzie Jake, ROU	11
- Martinez Miranda R, DEU	11
7. FRANCO SANTA Yanca, MAR	10
- HACKL Moritz, MS	10
- VALERIO ABREU Edis, MAR	10

ERRORS

1. SCHEICHER Moritz, DD	4
2. SEISER Claus, MS	3
3. Arguinzones Ocanto, DEU	2
- ASTNER Moritz, DD	2
- BRAINVILLE Louis, ROU	2
- FRANKS Brock, MS	2
- Martinez Miranda R, DEU	2
- WEATHERLY Nathan L, MS	2
9. 27 Tied at	1

CAUGHT STEALING

1. WEATHERLY Nathan L, MS	4
2. MERCADIER Thibault, ROU	2
3. 9 Tied at	1

Team Overall Summary

TEAM	AVG	G	AB	R	H	2B	3B	HR	RBI	TB	SLG%	BB	HP	SO	GDP	OB%	SF	SH	SB-ATT
Rouen Huskies (FRA)	.369	4	141	44	52	14	0	2	37	72	.511	19	4	19	0	.455	1	3	10-12
Tenerife Marlins Puerto Cruz (ESP)	.336	4	137	36	46	6	0	9	32	79	.577	17	2	16	3	.411	2	0	10-10
Montpellier Barracudas (FRA)	.267	4	120	17	32	3	0	3	14	44	.367	8	3	23	1	.323	2	3	4-9
Hoboken Pioneers (BEL)	.239	4	134	21	32	5	0	2	15	43	.321	16	2	22	3	.327	1	1	8-13
Deurne Spartans (BEL)	.225	4	120	13	27	3	0	0	10	30	.250	13	6	36	1	.331	0	0	7-9
Diving Ducks (AUT)	.193	4	114	14	22	8	0	0	13	30	.263	17	4	28	3	.319	0	1	2-3
Vienna Metrostars (AUT)	.175	4	126	9	22	3	0	0	7	25	.198	12	1	34	3	.246	3	3	0-0
TOTALS	.261	14	892	154	233	42	0	16	128	323	.362	102	22	178	14	.348	9	11	41-56

TEAM	ERA	W-L	SV	IP	GS	CG	SHO	H	R	ER	BB	SO	2B	3B	HR	AB	B/Avg	WP	HP	BKIBB	SHA	SFA	
Montpellier Barracudas (FRA)	1.64	3-1	1	33.0	4	1	1	23	9	6	8	35	4	0	3	118	.195	0	1	2	0	2	0
Rouen Huskies (FRA)	2.03	3-1	1	31.0	4	0	0	21	9	7	10	31	3	0	0	111	.189	1	2	0	0	3	0
Tenerife Marlins Puerto Cruz (ESP)	2.12	4-0	2	34.0	4	1	0	29	8	8	5	34	4	0	0	124	.234	3	4	1	0	1	1
Hoboken Pioneers (BEL)	3.09	2-2	0	35.0	4	0	0	23	14	12	17	26	4	0	1	121	.190	1	5	2	0	2	2
Vienna Metrostars (AUT)	5.35	0-4	0	33.2	4	0	0	40	30	20	21	12	8	0	2	138	.290	6	4	1	0	2	1
Diving Ducks (AUT)	8.80	1-3	0	30.2	4	0	0	43	39	30	23	20	5	0	7	132	.326	3	2	0	1	0	4
Deurne Spartans (BEL)	11.03	1-3	0	31.0	4	2	0	54	45	38	18	20	14	0	3	148	.365	5	4	1	0	1	1
TOTALS	4.77	14-14	4	228.1	28	4	1	233	154	121	102	178	42	0	16	892	.261	19	22	7	1	11	9

TEAM	C	PO	A	E	DP	FLD%	CSB	SBA	SBA%	CI	PB
Rouen Huskies (FRA)	142	93	43	6	1	.958	3	5	.625	0	2
Tenerife Marlins Puerto Cruz (ESP)	148	102	44	2	4	.986	1	4	.800	0	2
Montpellier Barracudas (FRA)	152	99	44	9	3	.941	2	6	.750	0	0
Hoboken Pioneers (BEL)	155	105	45	5	4	.968	1	3	.750	0	1
Deurne Spartans (BEL)	144	93	39	12	0	.917	2	9	.818	0	0
Diving Ducks (AUT)	131	92	29	10	2	.924	3	4	.571	0	0
Vienna Metrostars (AUT)	168	101	58	9	1	.946	4	10	.714	0	1
TOTALS	1040	685	302	53	15	.949	16	41	.719	0	6

Abbreviations

HITTING		PITCHING	
2B	Doubles	2B	Doubles allowed
3B	Triples	3B	Triples allowed
AB	At bats	AB	At bats
AVG	Batting average	B/Avg	Opponent batting average
BB	Base on balls	BB	Base on balls allowed
GDP	Grounded into double plays	BF	Batters faced
GP - GS	Games played / Games started	BK	Balk
H	Base hits	CG	Complete games
HP	Hit by pitch	ER	Earned runs allowed
HR	Home runs	ERA	Earned run average
IBB	Intentional base on balls	FO	Fly outs
KL	Strikeouts Looking	G	Games pitched
OB%	On base percentage	GO	Ground outs
R	Runs scored	GS	Game starts
RBI	Runs batted in	H	Hits allowed
SB / ATT	Stolen bases / Stolen bases attempts	HP	Hit by pitch
SF	Sacrifice flies	HR	Home runs allowed
SH	Sacrifice hits	IBB	Intentional base on balls allowed
SLG%	Slugging percentage	IP	Innings played
SO	Strikeouts	NP	Number of pitches
TB	Total bases	R	Runs allowed
		SFA	Sacrifice flies allowed
		SHA	Sacrifice hits allowed
		SO	Strikeouts
		SV	Saves
		W-L	Wins/Losses
		WP	Wild pitches
FIELDING			
A	Assists		
C	Chances		
CI	Catcher's interference		
CSB	Caught stealing (by pitcher and catcher)		
DP	Double plays participated in		
E	Errors		
FLD%	Fielding percentage		
PB	Passed balls (catcher)		
PO	Putouts		
SBA	Stolen bases allowed (pitcher and catcher)		
SBA%	Stolen bases against percentage (pitcher and catcher)		