



2025

BASEBALL EUROPEAN CHAMPIONS CUP

Daily Report #04 - Final
August 1, 2025



Final Ranking		
1		VOITH Heidenheim Heideköpfe
2		Bonn Capitals
3		Draci Brno
4		Trebič Nuclears
5		Astros Valencia
5		BK Olimpija Karlovac

Individual awards

based on games 1-40

Leading hitter



GÜHRING Simon (VOITH Heidenheim Heideköpfe)

Batting average .625

Best Pitcher



SOLBACH Markus (Bonn Capitals)

Most Valuable Player



GERMAINE William (VOITH Heidenheim Heideköpfe)

Officials

Officials
















Technical Commissioners

 Roderick Balk	 Mark Cole
 Jürgen Elsishans	 Jaroslav Mika
 Luis Redin	 Ondrej Rypar

Umpire Supervisor

 Marco Screti






Umpires

 Peter De Haan	 Rob Has	 Filip Havlik
 Mojmir Jankovic	 Stefan Larroque	 Edwin Louisa
 Roman Matulik	 Kevin Music	 Brandon Percle
 Nathan Polis	 Carlos Quiñones Marín	 Cesar Quintana Hidalgo
 Thomas Spilauer	 Ramon Veisz	 Richard Wessel

Scoring Director

 Linda Steijger

Scorers

 Orlando Angulo Calderón	 Martin Beckmann	 Felix Dosch
 Jorge Franco Vázquez	 Michal Hrubý	 Romana Kucková
 Matej Nedela	 Malte Neuper	 Helena Plíhalová
 Frank Schmidt	 Richard Schmied	 Sascha Sill
 Stephanie Winkler	 Stephan Wolber	

Roster		
	Astros Valencia	ESP

Uniform	Legal Surname	Legal Name	Position	Bats	Throws
1	ALFONSO	Alex	OF	R	R
8	TORRES	Daniel	C	R	R
10	RODRÍGUEZ	Michel	IF	R	R
13	FEBLES	Emmanuel	IF	R	R
15	MURGA	Jorge	P	R	R
18	DONNELS	Tanner	IF	L	R
21	CASTILLO	Alejandro	UTL	R	R
27	MURGA	Santiago	P	R	R
32	DOPAZO	Juan	OF	L	R
33	CAYONES	Exicardo	OF	R	R
42	ROS	Roberto	P	R	R
46	SANDRONE	Jacopo	IF	R	R
48	SOLANO	Josuel	P	R	R
56	TORRES	Yosbany	P	R	R
77	COLOMINA	Jonah	OF	R	R
78	BALBOA	Jorge	P	R	R
94	HERNÁNDEZ	Ricardo	P	L	L
99	GALICIA	Luis	UTL	R	R
	GARCÍA	Juan	Manager		
	DOPAZO	Juan	Coach		
	GALICIA	Luis	Coach		
	HERNÁNDEZ	Ricardo	Coach		
	TORRES TERAN	Baudy	Coach		
	MARQUEZ	Francy	Staff		
	MEDINA OTERO	Vivian	Staff		

Roster		
	BK Olimpija Karlovac	CRO

Uniform	Legal Surname	Legal Name	Position	Bats	Throws
5	MITROVIĆ	Ivan	IF	R	R
7	VUKMIROVIĆ	Marin	OF	R	R
10	VOLARIĆ	Kevin	OF	R	R
16	GALES	Slobodan	IF, OF	L	L
19	NENADIĆ	Branko	OF	R	R
20	KARIN	Pavao	P, IF	L	L
21	PEREIRA TOVAR	Jose Gregorio	IF	R	R
31	GOJKOVIĆ	Kruno	IF, OF	S	R
33	DIAZ	Jose	P	R	R
36	JANČIĆ	Bartol	IF, OF	R	R
37	BOSANAC	Bartol	P, IF, OF	R	R
38	ALCALA QUIJIJE	Jorman Javier	C, IF	R	R
44	KARIN	Ron	P, IF	R	R
98	GARCIA TRONCOSO	Carlos Eduardo	P	L	L
99	SMITH	Philip	C, IF	R	R
16	GALES	Slobodan	Coach		
19	NENADIĆ	Branko	Coach		

Roster		
	Bonn Capitals	GER

Uniform	Legal Surname	Legal Name	Position	Bats	Throws
3	MARTIN CARRION	Luis Mario	LF	R	R
4	SCHOCH	Jakob	P	R	R
6	BENDRIEN	Maurice	C	R	R
8	SANCHEZ REYES	Daniel Enri	2B	R	R
9	KOCH	Sascha	P	R	R
14	LINDT	Noah	P	L	L
15	LAMB-HUNT	Daniel	1B	R	R
16	JOYCE	Terrell	LF	R	R
17	GROß	Simon	P	R	R
19	BEYERS	Christiaan	3B	R	R
25	SOLBACH	Markus	P	R	R
26	VON KAPFF	Titus	P	R	R
27	SCHMITZ	Paul	P	R	R
28	KOCH	Rickert	P	R	R
30	BRENK	Eric	SS	R	R
33	ROSENTHAL	Josef	RF	R	R
35	LINDT	Simeon	2B	R	R
37	LANKHORST	Danny	CF	R	R
39	STAUS	Alexander	3B	R	R
40	SCHNEIDER	Matthias	P	L	L
41	RIMMEL	Niklas	P	R	R
47	GIRAUD	Marcel	P	L	L
55	ADLER	Tom	P	R	R
56	KUNZE	Eric	C	R	R
76	STAUS	Alexander	3B	R	R
23	EXETER	Stanley J	Manager		
12	WOLF	Rene	Coach		
	NEHRING	Florian	Staff		
	SCHMITZ	Maximilian	Staff		
	STEMBER	Rudolf	Staff		

Roster		
	Draci Brno	CZE

Uniform	Legal Surname	Legal Name	Position	Bats	Throws
	RENGEL	Luis	UTL	L	L
2	HAJTMAR	Jakub	IF	R	R
3	DRIVER	Tyler	UTL	R	R
6	HŘIB	Martin	C	R	R
7	KLACL	Šimon	OF	R	R
8	KALÁBEK	Martin	OF	L	R
9	DUBOVÝ	Arnošt	OF	R	R
10	ČERVINKA	Martin	IF	R	R
14	ČAPKA	Filip	P	L	R
17	WINKLER	Jakub	C	L	R
20	OKÁČ	Filip	UTL	L	R
23	PERNIČKA	Martin	UTL	R	R
31	MOŠTĚK	Filip	OF	L	R
33	URBÁNEK	Lukáš	C	L	L
40	VEČERKA	Viktor	P	L	L
42	VAŠOUREK	Jan	P	R	R
49	MONCADA	Luis	P	L	L
56	PROKOP	Milan	IF	R	R
67	LOPEZ	Aliangel	UTL	L	L
77	PINTO	Wladimir	P	L	L
84	HRBEK	Tomáš	P	R	L
86	PRUDIL	Adam	IF	R	R
95	VENTRUBA	Vojtěch	P, IF	R	R
97	KUBELKA	Jan	UTL	L	R
98	HEDL	Filip	P	R	R
99	TAKEDA	Matias	UTL	L	L

Roster		
	Třebíč Nuclears	CZE




Uniform	Legal Surname	Legal Name	Position	Bats	Throws
4	MIKLOVIČ	Mário	OF	R	R
8	URBÁNEK	Jan	OF	R	R
12	KREJČIŘÍK	Marek	UTL	L	R
13	JOZEK	Pavel	OF	L	R
16	PACAL	Lukáš	P	R	R
17	VESELÝ	Adam	P	R	R
18	KLINER	Jakub	IF	L	R
19	DOHNAL	Ladislav	OF	R	R
21	RŮŽIČKA	Benedikt	C	R	R
25	NĚMČANSKÝ	Matyáš	C	R	R
29	KOLLMANN	Filip	P	L	R
34	ŠABACKÝ	Vojtěch	IF	R	R
35	BILEK	David	OF	L	R
36	NAHODIL	Tomáš	C	R	R
38	SMEJKAL	Lukáš	P	R	L
43	DVOŘÁK	Roman	IF	R	R
44	TRACEY	Max Dylan	UTL	R	R
48	DOLEŽAL	Dominik	OF	R	L
54	PEROUTKA	Pavel	P, IF	R	R
58	KŘIVÁNEK	Miroslav	IF	R	R
58	STRILCHUK	Russell	C, IF	L	R
65	PEJCHAL	Kamil	C, IF	L	R
71	VENHODA	Tomáš	P, 1B	R	R
73	VÁVRA	Robin	C	L	R
88	JOHNSON	Ryan Johannes	P, 1B	L	L
93	RODRIGUEZ	Wuilder	P	R	R
93	ZELENKA	Martin	UTL	R	R
99	HLOUCH	Lukáš	P	L	R
33	BARTO	Jeffrey	Coach		
	DERHAK	Alexander	Coach		
	JOZEK	Pavel	Coach		
	STRILCHUK	Russel	Coach		
	JOHNSON	Ryan	Pitching coach		

Roster		
	VOITH Heidenheim Heideköpfe	GER

Uniform	Legal Surname	Legal Name	Position	Bats	Throws
2	LIEDTKE	Simon	P, IF	R	R
7	LARRY	Shawn	OF	L	L
8	HOFMANN	Logan Kyle	P	L	R
9	SCHULZ	Philip	C, IF, OF	S	R
11	BOLSENBROEK	Mike	P	R	R
12	LLEWELLYN	Phildrick	C, IF, OF	S	R
14	GÜHRING	Simon	IF	R	R
16	REDLE	Samuel	P, IF	R	R
17	STEIGERT	Samuel	P, IF	R	R
19	HÖRGER	Luca	P, OF	R	R
20	WEBER	Johannes	P	R	R
22	MONTGOMERY	Maurice	P, IF, OF	R	R
23	SOMMER	Tommy	P	L	L
26	GERMAINE	William	C, IF	R	R
27	LANDWEHR	Ladislau	IF, OF	R	R
28	SEYFRIED	Patrick	P	R	R
30	ACOSTA	Johnaikel	P	R	R
32	THOMAS	Nateshon	IF, OF	R	R
33	SCHÜLLER	Sven	P	R	R
35	MARQUEZ	Enorbel	P	L	L
40	PLITZ	Timo	P	R	R
41	VALENTIN	Christoph	C, IF	R	R
42	OWENS	Gary	OF	R	R
45	REDLE	Elias	P, OF	R	R
55	REDLE	Kilian	C, IF	R	R
10	ECKLE	Klaus	Manager		
60	HIRSCHBERGER	Hannes	Coach		
6	WINKLER	Markus	Coach		
	GÜHRING	Samuel	Staff		
	OWENS	Olga	Trainer		

Teams




Group A

	Astros Valencia
	Bonn Capitals
	Draci Brno

Group B

	BK Olimpija Karlovac
	Trebič Nuclears
	VOITH Heidenheim Heideköpfe




Schedule & Results

Game	At time	Ballpark	Group	Home team	Visiting team	Final score	Inn
Round robin							
Saturday May 17							
1	19:00	Brno	A	 Draci Brno	 Astros Valencia	4 – 0	
2	19:00	Trebič	B	 Trebič Nuclears	 BK Olimpija Karlovac	5 – 4	
Sunday May 18							
3	13:00	Brno	A	 Astros Valencia	 Draci Brno	0 – 7	
4	13:00	Trebič	B	 BK Olimpija Karlovac	 Trebič Nuclears	2 – 5	
Saturday June 14							
5	19:00	Valencia	A	 Astros Valencia	 Bonn Capitals	3 – 11	
6	19:00	Heidenheim	B	 VOITH Heidenheim Heideköpfe	 BK Olimpija Karlovac	15 – 4	
Sunday June 15							
7	12:00	Valencia	A	 Bonn Capitals	 Astros Valencia	10 – 5	
8	13:00	Heidenheim	B	 BK Olimpija Karlovac	 VOITH Heidenheim Heideköpfe	6 – 13	
Saturday July 5							
9	18:00	Bonn	A	 Bonn Capitals	 Draci Brno	15 – 0	5
10	19:00	Heidenheim	B	 VOITH Heidenheim Heideköpfe	 Trebič Nuclears	11 – 6	
Sunday July 6							
11	13:00	Bonn	A	 Draci Brno	 Bonn Capitals	cancel	
12	13:00	Heidenheim	B	 Trebič Nuclears	 VOITH Heidenheim Heideköpfe	9 – 11	
Final							
Wednesday July 30							
13	19:00	Bonn	F	 Bonn Capitals	 VOITH Heidenheim Heideköpfe	4 – 8	

In each game the home team is named first




Game 11 was cancelled due to bad weather

Standing Group A

Pos	Team	GP	WO	LO	AVG	GB
1	 Bonn Capitals	3	3	0	1.000	0
2	 Draci Brno	3	2	1	.667	1
3	 Astros Valencia	4	0	4	.000	3.5

Teams tied appear in alphabetical order until the end of the Round robin

Standing Group B

Pos	Team	GP	WO	LO	AVG	GB
1	 VOITH Heidenheim Heideköpfe	4	4	0	1.000	0
2	 Trebič Nuclears	4	2	2	.500	2
3	 BK Olimpija Karlovac	4	0	4	.000	4

Teams tied appear in alphabetical order until the end of the Round robin

Game Summary 1



Draci Brno - Astros Valencia

4 - 0



May 17, 2025 at (YD Baseball Arena Brno)

```
-----
Astros Valencia (ESP)000 000 000    - 0  4  1
Draci Brno (CZE).....000 000 40(X)  - 4  8  3
-----
```

Astros Valencia (ESP) 0

PLAYER	AB	R	H	BI	2B	3B	HR	BB	SB	CS	HP	SH	SF	SO	IBB	KL	GDP	PO	A	E
FEBLES Emmanuel 2b	4	0	0	0	0	0	0	0	0	0	0	0	0	0	0	0	0	1	2	0
DONNELS Tanner 1b	4	0	0	0	0	0	0	0	0	0	0	0	0	1	0	0	0	10	1	0
RODRIGUEZ Michel ss	4	0	2	0	0	0	0	0	0	0	0	0	0	0	0	0	1	3	3	1
CAYONES Exicardo rf	3	0	1	0	0	0	0	0	1	0	1	0	0	1	0	0	0	3	0	0
TORRES Daniel c	4	0	0	0	0	0	0	0	0	0	0	0	0	2	0	1	1	5	2	0
COLOMINA RODRIGUEZ J cf	3	0	1	0	0	0	0	0	0	0	0	0	0	1	0	0	0	0	0	0
ALFONSO Alex lf	2	0	0	0	0	0	0	0	0	0	0	1	0	1	0	0	0	1	0	0
GALICIA Luis 3b	3	0	0	0	0	0	0	0	0	0	0	0	0	2	0	0	0	0	1	0
DOPAZO Juan dh	3	0	0	0	0	0	0	0	0	0	0	0	0	2	0	2	0	0	0	0
TORRES Yosbany p	0	0	0	0	0	0	0	0	0	0	0	0	0	0	0	0	0	1	2	0
HERNANDEZ Ricardo p	0	0	0	0	0	0	0	0	0	0	0	0	0	0	0	0	0	0	1	0
ROS Roberto p	0	0	0	0	0	0	0	0	0	0	0	0	0	0	0	0	0	0	0	0
Totals	30	0	4	0	0	0	0	0	1	0	1	1	0	10	0	3	2	24	12	1

Draci Brno (CZE) 4

PLAYER	AB	R	H	BI	2B	3B	HR	BB	SB	CS	HP	SH	SF	SO	IBB	KL	GDP	PO	A	E
DUBOVY ArnoSt cf	4	0	2	1	1	0	0	0	0	0	0	0	0	0	0	0	0	1	0	0
MOSTSK Filip lf	4	0	1	0	0	0	0	0	0	0	0	0	0	0	0	0	1	1	0	0
SERVINKA Martin 3b	3	0	0	0	0	0	0	0	0	0	1	0	0	0	0	0	0	0	2	0
WINKLER Jakub c	3	1	1	0	0	0	0	0	0	0	0	1	0	1	0	0	0	10	0	0
HAJTMAR Jakub ss	3	0	0	0	0	0	0	0	0	0	0	1	0	2	0	1	0	2	3	1
KALABEK Martin rf	3	1	1	0	0	0	0	0	1	0	0	0	0	0	0	0	0	0	0	0
PRUDIL Adam 1b	3	1	2	1	0	0	0	1	0	0	0	0	1	0	0	0	0	11	0	0
HSIB Martin dh	2	0	1	1	0	0	0	0	0	0	0	1	0	0	0	0	0	0	0	0
KUBELKA Jan pr	0	1	0	0	0	0	0	0	0	0	0	0	0	0	0	0	0	0	0	0
VENTRUBA VojtSch 2b	3	0	0	0	0	0	0	0	0	0	0	0	0	2	0	0	0	2	3	1
MONCADA Luis p	0	0	0	0	0	0	0	0	0	0	0	0	0	0	0	0	0	0	2	0
SAPKA Filip p	0	0	0	0	0	0	0	0	0	0	0	0	0	0	0	0	0	0	1	1
Totals	28	4	8	3	1	0	0	0	2	0	1	3	0	6	0	1	1	27	11	3

Astros Valencia (ESP)	IP	H	R	ER	BB	SO	WP	HP	BK	IBB	SH	SF	2B	3B	HR	AB	BF	FO	GO	NP
TORRES Yosbany L,0-1	6.1	7	4	3	0	5	1	1	0	0	3	0	0	0	0	22	26	6	7	83
HERNANDEZ Ricardo	0.2	1	0	0	0	0	0	0	0	0	0	0	1	0	0	3	3	0	2	7
ROS Roberto	1.0	0	0	0	0	1	0	0	0	0	0	0	0	0	0	3	3	1	1	12

Draci Brno (CZE)	IP	H	R	ER	BB	SO	WP	HP	BK	IBB	SH	SF	2B	3B	HR	AB	BF	FO	GO	NP
MONCADA Luis	5.0	2	0	0	0	5	0	1	0	0	0	0	0	0	0	18	19	4	5	85
SAPKA Filip W,1-0	4.0	2	0	0	0	5	0	0	0	0	1	0	0	0	0	12	13	1	5	49

Umpires: HP-Roman Matulik (SVK), 1B-Mojmír Jankovič (SVK), 3B-Tomas SPILAUER (CZE)
 Scorers: Michal Hrubý (CZE), Richard Schmied (CZE)
 TC: František BUNTA (SVK), Jaroslav MIKA (CZE)
 Start: 19:02 Time: 2:34 Attendance: 192 Weather: Cloudy 14°C

Game Summary 2

Třebíč Nuclears - BK Olimpija Karlovac

5 - 4

May 17, 2025 at (Třebíč Na Hvězdě)

 BK Olimpija Karlovac (CRO) 100 021 000 - 4 10 2
 Třebíč Nuclears (CZE) 003 000 002 - 5 7 2

BK Olimpija Karlovac (CRO) 4

PLAYER	AB	R	H	BI	2B	3B	HR	BB	SB	CS	HP	SH	SF	SO	IBB	KL	GDP	PO	A	E
ALCALA QUIJIJE Jorma 3b	4	0	0	0	0	0	0	1	0	0	0	0	0	2	0	1	0	0	3	1
GOJKOVIS Kruno cf/ss	5	2	3	1	1	0	0	0	2	0	0	0	0	0	0	0	1	1	0	0
SMITH Philip c	4	0	2	1	1	0	0	0	0	0	0	0	0	0	0	0	0	10	4	0
PEREIRA TOVAR Jose G ss/p	3	0	0	0	0	0	0	1	0	0	0	0	0	2	1	0	0	1	2	1
KARIN Pavao 1b	4	0	0	0	0	0	0	0	0	0	0	0	0	2	0	1	1	10	0	0
VOLARIS Kevin rf	4	0	0	0	0	0	0	0	0	0	0	0	0	0	0	0	0	1	1	0
VUKMIROVIS Marin dh/2b	4	1	1	0	0	0	0	0	0	0	0	0	0	1	0	0	0	0	0	0
MITROVIS Ivan lf	4	0	1	0	0	0	0	0	0	0	0	0	0	3	0	0	0	0	0	0
BOSANAC Bartol 2b/cf	4	1	3	1	0	1	0	0	0	0	0	0	0	0	0	0	0	2	3	0
GARCIA TRONCOSO Carl p	0	0	0	0	0	0	0	0	0	0	0	0	0	0	0	0	0	0	0	0
Totals	36	4	10	3	2	1	0	2	2	0	0	0	0	10	1	2	2	25	13	2

Třebíč Nuclears (CZE) 5

PLAYER	AB	R	H	BI	2B	3B	HR	BB	SB	CS	HP	SH	SF	SO	IBB	KL	GDP	PO	A	E
SABACKy VojtSch ss	5	1	0	0	0	0	0	0	0	0	0	0	0	1	0	1	0	3	4	2
KLINER Jakub 2b	3	1	1	0	0	0	0	0	0	0	1	1	0	1	0	1	0	5	2	0
TRACEY Max Dylan cf	4	1	1	2	0	0	0	1	0	0	0	0	0	0	1	0	1	1	0	0
JOHNSON Ryan Johanne 1b	4	0	2	0	1	0	0	1	1	0	0	0	0	2	0	1	0	5	0	0
STRILCHUK Russell 3b	5	0	1	1	0	0	0	0	0	0	0	0	0	2	0	0	0	1	3	0
URBANEK Jan rf	3	0	1	0	0	1	0	0	0	0	1	0	0	1	0	0	0	0	0	0
MIKLOVIS Mario dh	3	0	0	0	0	0	0	0	0	0	0	0	0	2	0	1	0	0	0	0
VENHODA TomaS ph/dh	1	0	0	0	0	0	0	0	0	0	0	0	0	1	0	0	0	0	0	0
JOZEK Pavel lf	2	0	0	0	0	0	1	0	0	0	0	0	0	1	0	0	0	1	0	0
DOHNAL Ladislav ph/lf	1	0	0	0	0	0	0	0	0	0	0	0	0	1	0	1	0	0	0	0
VavRA Robin c	1	2	1	0	0	0	0	1	0	0	2	0	0	0	0	0	0	10	0	0
PACAL LukaS p	0	0	0	0	0	0	0	0	0	0	0	0	0	0	0	0	0	0	0	0
KOLLMANN Filip p	0	0	0	0	0	0	0	0	0	0	0	0	0	0	0	0	0	1	0	0
Totals	32	5	7	3	1	1	0	4	1	0	4	1	0	12	1	5	1	27	9	2

BK Olimpija Karlovac (CRO)	IP	H	R	ER	BB	SO	WP	HP	BK	IBB	SH	SF	2B	3B	HR	AB	BF	FO	GO	NP
GARCIA TRONCOSO Carl L,0-1	8.0	6	5	4	3	11	1	4	0	0	0	0	1	1	0	30	37	4	9	133
PEREIRA TOVAR Jose G	0.1	1	0	0	1	1	0	0	0	1	1	0	0	0	0	2	4	0	0	11

Třebíč Nuclears (CZE)	IP	H	R	ER	BB	SO	WP	HP	BK	IBB	SH	SF	2B	3B	HR	AB	BF	FO	GO	NP
PACAL LukaS	5.0	6	3	2	2	7	0	0	0	1	0	0	2	1	0	21	23	4	3	87
KOLLMANN Filip W,1-0	4.0	4	1	0	0	3	0	0	0	0	0	0	0	0	0	15	15	4	4	55

Umpires: HP-Cesar Quintana (VEN), 1B-Brandon PERCLE (USA), 3B-Filip HAVLIK (CZE)
 Scorers: Helena Plíhalová (CZE), Matěj Neděla (CZE)
 TC: Ondřej RYPAR (CZE)
 Start: 19:02 Time: 2:41 Attendance: 127 Weather: Clear, 14 °C

Game Summary 3



Astros Valencia - Draci Brno
0 - 7



May 18, 2025 at (YD Baseball Arena Brno)

Draci Brno (CZE).....010 600 000 - 7 7 0
Astros Valencia (ESP)000 000 000 - 0 7 3

Draci Brno (CZE) 7

PLAYER	AB	R	H	BI	2B	3B	HR	BB	SB	CS	HP	SH	SF	SO	IBB	KL	GDP	PO	A	E
DUBOVy ArnoSt cf	3	1	1	0	1	0	0	1	0	0	0	0	0	0	0	0	0	3	0	0
KUBELKA Jan ph/lf	0	0	0	0	0	0	0	1	0	0	0	0	0	0	0	0	0	0	0	0
MOSTSK Filip lf/cf	4	0	1	1	1	0	0	1	0	0	0	0	0	0	0	0	0	1	0	0
SERVINKA Martin 3b	5	1	1	0	1	0	0	0	0	0	0	0	0	0	0	0	0	1	2	0
WINKLER Jakub c	4	1	1	1	0	0	0	1	1	0	0	0	0	1	0	0	0	6	0	0
PINTO Wladimir p	0	0	0	0	0	0	0	0	0	0	0	0	0	0	0	0	0	0	0	0
HAJTMAR Jakub ss	4	1	1	0	0	0	0	1	0	0	0	0	0	1	0	0	0	4	3	0
KALaBEK Martin rf	3	2	1	1	0	0	0	2	1	0	0	0	0	0	0	0	0	2	1	0
PRUDIL Adam lb	4	1	0	0	0	0	0	1	0	0	0	0	0	3	0	3	0	7	3	0
HSIB Martin dh	3	0	0	1	0	0	0	0	0	0	0	0	0	2	0	1	0	0	0	0
URBaNEK LukaS ph/dh/c	1	0	0	0	0	0	0	0	0	0	0	0	0	1	0	0	0	1	0	0
VENTRUBA VojtSch 2b	3	0	1	1	0	0	0	1	0	1	0	0	0	1	0	0	0	1	4	0
VASOUREK Jan p	0	0	0	0	0	0	0	0	0	0	0	0	0	0	0	0	0	1	1	0
HRBEK TomaS p	0	0	0	0	0	0	0	0	0	0	0	0	0	0	0	0	0	0	0	0
Totals	34	7	7	5	3	0	0	9	2	1	0	0	0	9	0	4	0	27	14	0

Astros Valencia (ESP) 0

PLAYER	AB	R	H	BI	2B	3B	HR	BB	SB	CS	HP	SH	SF	SO	IBB	KL	GDP	PO	A	E
FEBLES Emmanuel 2b	3	0	1	0	1	0	0	1	0	0	0	0	0	0	0	0	0	2	2	0
DONNELS Tanner lb	3	0	0	0	0	0	0	1	0	0	0	0	0	1	0	1	0	6	0	1
RODRiGUEZ Michel ss	4	0	1	0	0	0	0	0	0	0	0	0	0	0	0	0	0	1	3	0
CAYONES Exicardo rf	4	0	2	0	1	0	0	0	0	0	0	0	0	0	0	0	0	3	0	0
TORRES Daniel c	4	0	2	0	0	0	0	0	0	0	0	0	0	0	0	0	0	9	1	0
MURGA Jorge lf	2	0	0	0	0	0	0	0	0	0	0	0	0	0	0	0	0	0	0	0
ALFONSO Alex lf	2	0	0	0	0	0	0	0	0	0	0	0	0	2	0	0	0	1	0	0
COLOMINA RODRiGUEZ J cf	4	0	0	0	0	0	0	0	0	0	0	0	0	1	0	0	0	3	0	0
GALICIA Luis 3b	3	0	0	0	0	0	0	0	0	0	1	0	0	1	0	0	0	2	1	2
DOPAZO Juan dh	3	0	1	0	0	0	0	1	0	0	0	0	0	2	0	1	0	0	0	0
BALBOA Jorge p	0	0	0	0	0	0	0	0	0	0	0	0	0	0	0	0	0	0	0	0
MURGA Santiago p	0	0	0	0	0	0	0	0	0	0	0	0	0	0	0	0	0	0	0	0
ROS Roberto p	0	0	0	0	0	0	0	0	0	0	0	0	0	0	0	0	0	0	0	0
HERNaNDEZ Ricardo p	0	0	0	0	0	0	0	0	0	0	0	0	0	0	0	0	0	0	0	0
Totals	32	0	7	0	2	0	0	3	0	0	1	0	0	7	0	2	0	27	7	3

Draci Brno (CZE)	IP	H	R	ER	BB	SO	WP	HP	BK	IBB	SH	SF	2B	3B	HR	AB	BF	FO	GO	NP
VASOUREK Jan	4.0	3	0	0	2	2	0	0	0	0	0	0	1	0	0	13	15	2	6	51
HRBEK TomaS W,1-0	2.0	1	0	0	1	2	0	1	0	0	0	0	1	0	0	7	9	2	2	33
PINTO Wladimir SV,1	3.0	3	0	0	0	3	0	0	0	0	0	0	0	0	0	12	12	3	3	49

Astros Valencia (ESP)	IP	H	R	ER	BB	SO	WP	HP	BK	IBB	SH	SF	2B	3B	HR	AB	BF	FO	GO	NP
BALBOA Jorge L,0-1	3.0	4	6	5	1	2	0	0	0	0	0	0	1	0	0	15	16	5	2	67
MURGA Santiago	1.0	3	1	1	0	0	1	0	0	0	0	0	2	0	0	5	5	0	2	26
ROS Roberto	3.0	0	0	0	8	6	1	0	0	0	0	0	0	0	0	8	16	1	1	84
HERNaNDEZ Ricardo	2.0	0	0	0	0	1	0	0	0	0	0	0	0	0	0	6	6	5	0	20

Umpires: HP-Mojmír Jankovič (SVK), 1B-Tomas SPILAUER (CZE), 3B-Roman Matulík (SVK)
Scorers: Romana KUCKOVÁ (CZE), Michal Hrubý (CZE)
TC: František BUNTA (SVK), Jaroslav MIKA (CZE)
Start: 13:00 Time: 3:00 Attendance: 50 Weather: Partly cloudy

Game Summary 4



BK Olimpija Karlovac - Třebíč Nuclears

2 - 5



May 18, 2025 at (Třebíč Na Hvězdě)

Třebíč Nuclears (CZE) 000 400 010 - 5 7 4
BK Olimpija Karlovac (CRO) 001 000 010 - 2 6 1

Třebíč Nuclears (CZE) 5

PLAYER	AB	R	H	BI	2B	3B	HR	BB	SB	CS	HP	SH	SF	SO	IBB	KL	GDP	PO	A	E
SABACKy VojtSch ss	3	0	1	0	0	0	0	1	0	0	0	1	0	2	0	1	0	2	2	0
KLINER Jakub 3b	4	0	0	0	0	0	0	1	0	0	0	0	0	1	0	0	0	2	0	0
TRACEY Max Dylan cf	4	1	0	0	0	0	0	0	0	0	0	0	0	0	0	0	0	2	0	0
JOHNSON Ryan Johanne 1b/p	3	1	1	0	0	0	0	1	0	0	0	0	0	0	0	0	0	5	1	0
STRILCHUK Russell c	4	2	2	2	0	0	1	0	0	0	0	0	0	2	0	1	0	9	1	1
URBANEK Jan rf	4	1	1	1	0	0	0	0	0	0	0	0	0	2	0	1	0	2	0	1
DOLESAL Dominik dh	3	0	0	0	0	0	0	0	0	0	0	0	0	0	0	0	0	0	0	0
PEJCHAL Kamil 1b	1	0	0	0	0	0	0	0	0	0	0	0	0	0	0	0	0	3	0	0
JOZEK Pavel lf	3	0	0	0	0	0	0	1	0	0	0	0	0	2	0	0	0	2	1	0
KREJSISiK Marek pr/lf	0	0	0	0	0	0	0	0	1	0	0	0	0	0	0	0	0	0	0	0
KSIVANEK Miroslav 2b	4	0	2	2	1	0	0	0	0	0	0	0	0	2	0	1	0	0	4	2
HLOUCH Lukas p	0	0	0	0	0	0	0	0	0	0	0	0	0	0	0	0	0	0	2	0
Totals	33	5	7	5	1	0	1	4	1	0	0	1	0	11	0	4	0	27	11	4

BK Olimpija Karlovac (CRO) 2

PLAYER	AB	R	H	BI	2B	3B	HR	BB	SB	CS	HP	SH	SF	SO	IBB	KL	GDP	PO	A	E
BOSANAC Bartol rf/3b	4	2	1	0	0	0	0	0	0	0	0	0	0	2	0	0	0	0	1	0
GOJKOVIS Kruno 3b/p	4	0	1	0	0	0	0	0	0	0	0	0	0	2	0	0	0	0	3	1
SMITH Philip 1b	4	0	0	0	0	0	0	0	0	0	0	0	0	2	0	1	0	9	1	0
PEREIRA TOVAR Jose G ss	4	0	2	0	0	0	0	0	0	0	0	0	0	0	0	0	0	3	0	0
ALCALA QUIJIJE Jorma c	4	0	0	0	0	0	0	0	0	0	0	0	0	0	0	0	1	10	2	0
KARIN Pavao dh/rf	3	0	1	0	0	0	0	0	0	0	0	0	0	1	0	0	0	0	0	0
JANSIS Bartol ph	1	0	0	0	0	0	0	0	0	0	0	0	0	1	0	0	0	0	0	0
VUKMIROVIS Marin 2b	4	0	0	0	0	0	0	0	0	0	0	0	0	0	0	0	0	0	5	0
MITROVIS Ivan lf	3	0	1	0	0	0	0	1	0	0	0	0	0	1	0	0	0	1	0	0
VOLARIS Kevin cf	2	0	0	0	0	0	0	0	0	0	0	0	0	0	0	0	0	4	0	0
DIAZ Jose p	0	0	0	0	0	0	0	0	0	0	0	0	0	0	0	0	0	0	0	0
Totals	33	2	6	0	0	0	0	1	0	0	0	0	0	9	0	1	1	27	12	1

Třebíč Nuclears (CZE)	IP	H	R	ER	BB	SO	WP	HP	BK	IBB	SH	SF	2B	3B	HR	AB	BF	FO	GO	NP
HLOUCH Lukas W,1-0	6.0	5	1	0	0	6	1	0	0	0	0	0	0	0	0	22	23	5	6	81
JOHNSON Ryan Johanne SV,1	3.0	1	1	0	1	3	0	0	0	0	0	0	0	0	0	11	12	2	3	51

BK Olimpija Karlovac (CRO)	IP	H	R	ER	BB	SO	WP	HP	BK	IBB	SH	SF	2B	3B	HR	AB	BF	FO	GO	NP
DIAZ Jose L,0-1	7.0	6	4	1	3	9	1	0	0	0	1	0	1	0	0	26	30	4	7	115
GOJKOVIS Kruno	2.0	1	1	1	1	2	0	0	0	0	0	0	0	0	1	7	8	2	2	22

Umpires: HP-Brandon PERCLE (USA), 1B-Filip HAVLIK (CZE), 3B-Cesar Quintana (VEN)

Scorers: Matěj Neděla (CZE), Helena Plihalová (CZE)

TC: Ondřej RYPAR (CZE)

Start: 13:02 Time: 2:34 Attendance: 113 Weather: Cloudy, 11 °C

Game Summary 5



Astros Valencia - Bonn Capitals



3 - 11

Jun 14, 2025 at (Campo de Béisbol y Sófbol Soto de Medinilla Valladolid)

Bonn Capitals (GER) 010 320 005 - 11 11 0
Astros Valencia (ESP) 201 000 000 - 3 5 2

Bonn Capitals (GER) 11

PLAYER	AB	R	H	BI	2B	3B	HR	BB	SB	CS	HP	SH	SF	SO	IBB	KL	GDP	PO	A	E
BRENK Eric ss	5	2	2	3	1	0	1	1	0	0	0	0	0	1	0	0	0	1	4	0
BENDRIEN Maurice c	5	1	0	1	0	0	0	1	0	0	0	0	0	1	0	0	0	11	2	0
JOYCE Terrell 1b	5	1	3	3	1	1	0	1	0	0	0	0	0	1	0	0	0	12	0	0
LANKHORST Danny cf	6	0	2	0	0	0	0	0	0	0	0	0	0	0	0	0	0	1	0	0
BEYERS Christiaan 3b	4	3	2	1	2	0	0	1	0	0	0	0	0	0	0	0	0	0	1	0
SANCHEZ REYES Daniel 2b	4	0	0	0	0	0	0	0	0	0	0	1	0	1	0	0	0	0	6	0
ROSENTHAL Josef rf	4	2	2	1	1	0	0	0	2	0	1	0	0	2	0	1	0	2	0	0
KUNZE Eric dh	3	1	0	0	0	0	0	2	0	0	0	0	0	1	0	1	0	0	0	0
MARTIN CARRION Luis lf	3	1	0	0	0	0	0	0	0	0	2	0	0	1	0	0	0	0	0	0
SOLBACH Markus p	0	0	0	0	0	0	0	0	0	0	0	0	0	0	0	0	0	0	0	0
KOCH Rickert p	0	0	0	0	0	0	0	0	0	0	0	0	0	0	0	0	0	0	0	0
KOCH Sascha p	0	0	0	0	0	0	0	0	0	0	0	0	0	0	0	0	0	0	0	0
Totals	39	11	11	9	5	1	1	6	2	0	3	1	0	8	0	2	0	27	13	0

Astros Valencia (ESP) 3

PLAYER	AB	R	H	BI	2B	3B	HR	BB	SB	CS	HP	SH	SF	SO	IBB	KL	GDP	PO	A	E
FEBLES Emmanuel 2b	4	1	2	0	0	0	0	0	0	0	0	0	0	0	0	0	0	3	1	0
DONNELLS Tanner 1b	4	2	1	2	0	0	1	0	0	0	0	0	0	1	0	0	0	8	0	0
RODRIGUEZ Michel ss	4	0	2	1	1	0	0	0	0	0	0	0	0	1	0	0	0	0	4	0
CAYONES Exicardo rf	4	0	0	0	0	0	0	0	0	0	0	0	0	2	0	0	0	1	0	0
COLOMINA RODRIGUEZ J cf	4	0	0	0	0	0	0	0	0	0	0	0	0	2	0	0	0	4	0	0
SANDRONE Jacopo 3b	2	0	0	0	0	0	0	0	0	0	0	0	0	0	0	0	0	0	2	2
GALICIA Luis lf	1	0	0	0	0	0	0	0	0	0	0	0	0	0	0	0	0	0	0	0
CASTILLO Alejandro ph	1	0	0	0	0	0	0	0	0	0	0	0	0	1	0	0	0	0	0	0
TORRES Daniel c	2	0	0	0	0	0	1	0	0	0	0	0	0	1	0	0	0	10	0	0
DOPAZO Juan dh	3	0	0	0	0	0	0	0	0	0	0	0	0	3	0	1	0	0	0	0
ALFONSO Alex lf/3b	3	0	0	0	0	0	0	0	0	0	0	0	0	2	0	0	0	1	0	0
TORRES Yosbany p	0	0	0	0	0	0	0	0	0	0	0	0	0	0	0	0	0	0	1	0
ROS Roberto p	0	0	0	0	0	0	0	0	0	0	0	0	0	0	0	0	0	0	1	0
MURGA Santiago p	0	0	0	0	0	0	0	0	0	0	0	0	0	0	0	0	0	0	0	0
Totals	32	3	5	3	1	0	1	1	0	0	0	0	0	13	0	1	0	27	9	2

Bonn Capitals (GER)	IP	H	R	ER	BB	SO	WP	HP	BK	IBB	SH	SF	2B	3B	HR	AB	BF	FO	GO	NP
SOLBACH Markus W,1-0	7.0	5	3	3	1	10	0	0	0	0	0	0	1	0	1	26	27	2	9	87
KOCH Rickert	1.0	0	0	0	0	1	0	0	0	0	0	0	0	0	0	3	3	1	1	15
KOCH Sascha	1.0	0	0	0	0	2	0	0	0	0	0	0	0	0	0	3	3	0	1	14

Astros Valencia (ESP)	IP	H	R	ER	BB	SO	WP	HP	BK	IBB	SH	SF	2B	3B	HR	AB	BF	FO	GO	NP
TORRES Yosbany L,0-2	4.0	6	5	4	1	3	0	2	0	0	0	0	1	0	1	19	22	6	3	66
ROS Roberto	4.1	4	4	3	3	4	0	1	0	0	1	0	4	0	0	17	22	3	6	79
MURGA Santiago	0.2	1	2	2	2	1	1	0	0	0	0	0	0	1	0	3	5	1	0	22

Umpires: HP-Nathan POLIS (FRA), 1B-Stefan LARROQUE (FRA), 3B-Carlos Quiñones (ESP)
Scorers: Orlando ANGULO (ESP), Jorge FRANCO (ESP)
TC: Luis REDÍN (ESP)
Start: 19:00 Time: 2:33 Attendance: 203 Weather: Clear 30° C

Game Summary 6

	VOITH Heidenheim Heidekoepfe - BK Olimpija Karlovac 15 - 4	
---	---	---

Jun 14, 2025 at (Hellensteinenergie Ballpark Heidenheim)

 BK Olimpija Karlovac (CRO) 000 120 1 - 4 12 1
 VOITH Heidenheim Heidekoepfe (GER) 323 133 (X) - 15 15 1

BK Olimpija Karlovac (CRO) 4

PLAYER	AB	R	H	BI	2B	3B	HR	BB	SB	CS	HP	SH	SF	SO	IBB	KL	GDP	PO	A	E
SMITH Philip c	4	1	2	1	1	0	0	0	0	1	0	0	0	0	0	0	0	5	0	0
GOJKOVIS Kruno rf	4	1	2	0	0	1	0	0	0	0	0	0	0	1	0	0	0	0	1	0
PEREIRA TOVAR Jose G ss	4	1	1	0	0	0	0	0	0	0	0	0	0	1	0	0	1	3	2	0
ALCALA QUIJIJE Jorma 3b	3	0	2	2	0	0	0	0	0	0	1	0	0	0	0	0	0	2	0	0
GALES Slobodan 1b	3	0	1	0	0	0	0	0	0	0	0	1	0	1	0	0	0	6	0	0
KARIN Pavao dh/p/lf	3	0	1	0	0	1	0	0	0	0	0	0	0	0	0	0	0	1	0	0
VUKMIROVIS Marin 2b	3	0	1	1	0	0	0	0	0	0	0	0	0	0	0	0	0	0	2	0
MITROVIS Ivan lf/p	3	0	0	0	0	0	0	0	0	0	0	0	0	1	0	0	0	0	1	0
VOLARIS Kevin cf	3	1	2	0	0	0	0	0	0	0	0	0	0	0	0	0	1	1	0	1
DIAZ Jose p	0	0	0	0	0	0	0	0	0	0	0	0	0	0	0	0	0	0	0	0
Totals	30	4	12	4	1	2	0	0	0	1	1	1	0	4	0	0	2	18	6	1

VOITH Heidenheim Heidekoepfe (GER) 15

PLAYER	AB	R	H	BI	2B	3B	HR	BB	SB	CS	HP	SH	SF	SO	IBB	KL	GDP	PO	A	E
THOMAS Nateshon lf	3	2	1	0	1	0	0	0	0	0	0	0	0	0	0	0	0	1	0	0
REDLE Kilian ph	1	0	0	0	0	0	0	0	0	0	0	0	0	1	0	0	0	0	0	0
REDLE Samuel 2b	1	0	0	0	0	0	0	0	0	0	0	0	0	1	0	0	0	0	2	0
LLEWELLYN Phildrick 3b	4	2	2	3	2	0	0	1	1	0	0	0	0	0	0	0	0	0	3	1
OWENS Gary cf	3	3	2	1	0	0	0	1	0	0	1	0	0	1	0	0	0	3	0	0
GERMAINE William c	4	3	3	3	1	0	1	1	0	0	0	0	0	0	0	0	0	4	1	0
LARRY Shawn rf	3	2	1	2	0	0	0	1	0	0	1	0	0	0	0	0	0	0	0	0
SEYFRIED Patrick rf	0	0	0	0	0	0	0	0	0	0	0	0	0	0	0	0	0	0	0	0
GuHRING Simon 1b	3	0	2	1	0	0	0	0	0	0	1	0	0	1	0	1	0	7	0	0
STEIGERT Samuel p	0	0	0	0	0	0	0	0	0	0	0	0	0	0	0	0	0	0	0	0
MONTGOMERY Maurice 2b/lf	3	1	1	1	0	0	0	1	0	0	0	0	0	0	0	0	1	3	1	0
LANDWEHR Ladislaus dh/lb	3	0	1	1	0	0	0	0	0	0	1	0	0	0	0	0	0	1	0	0
LIEDTKE Simon ss	4	2	2	1	1	0	0	0	0	0	0	0	0	1	0	0	0	2	4	0
HOFMANN Logan Kyle p	0	0	0	0	0	0	0	0	0	0	0	0	0	0	0	0	0	0	0	0
Totals	32	15	15	13	5	0	1	5	1	0	4	0	0	5	0	1	1	21	11	1

BK Olimpija Karlovac (CRO)	IP	H	R	ER	BB	SO	WP	HP	BK	IBB	SH	SF	2B	3B	HR	AB	BF	FO	GO	NP
DIAZ Jose L,0-2	4.0	10	9	8	3	4	3	3	1	0	0	0	4	0	0	22	28	5	2	98
KARIN Pavao	0.0	1	3	3	2	0	0	1	0	0	0	0	0	0	0	1	4	0	0	17
MITROVIS Ivan	2.0	4	3	3	0	1	0	0	0	0	0	0	1	0	1	9	9	1	3	30

VOITH Heidenheim Heidekoepfe (GER)	IP	H	R	ER	BB	SO	WP	HP	BK	IBB	SH	SF	2B	3B	HR	AB	BF	FO	GO	NP
HOFMANN Logan Kyle W,1-0	5.0	9	3	3	0	3	1	1	0	0	1	0	1	0	0	21	23	3	7	87
STEIGERT Samuel	2.0	3	1	1	0	1	0	0	0	0	0	0	0	2	0	9	9	2	2	27

Umpires: HP-Edwin LOUISA (NED), 1B-Richard WESSEL (NED), 3B-Brandon PERCLE (USA)
 Scorers: Stephanie WINKLER (GER), Frank Schmidt (GER)
 TC: Jürgen Elsishans (GER)
 Start: 19:04 Time: 2:16 Attendance: 340 Weather: Sunny 29°

Game Summary 7



Bonn Capitals - Astros Valencia

10 - 5



Jun 15, 2025 at (Campo de Béisbol y Sófbol Soto de Medinilla Valladolid)

Astros Valencia (ESP) 000 110 012 - 5 9 0
Bonn Capitals (GER) 000 430 03(X) - 10 13 1

Astros Valencia (ESP) 5

PLAYER	AB	R	H	BI	2B	3B	HR	BB	SB	CS	HP	SH	SF	SO	IBB	KL	GDP	PO	A	E
FEBLES Emmanuel 2b	4	1	0	0	0	0	0	1	0	0	0	0	0	1	0	0	0	3	2	0
DONNELLS Tanner 1b	4	1	1	0	1	0	0	1	0	0	0	0	0	3	0	2	0	9	0	0
RODRIGUEZ Michel ss	4	2	2	2	1	0	1	1	0	0	0	0	0	1	0	1	0	1	4	0
CAYONES Exicardo rf	5	0	0	0	0	0	0	0	0	0	0	0	0	4	0	0	0	2	0	0
TORRES Daniel c	4	0	1	1	0	0	0	0	0	0	0	0	0	2	0	0	0	8	1	0
COLOMINA RODRIGUEZ J cf	4	1	3	1	0	0	1	0	1	0	0	0	0	0	0	0	0	0	0	0
DOPAZO Juan dh	3	0	0	0	0	0	0	0	0	0	0	0	0	2	0	0	0	0	0	0
GALICIA Luis ph/dh	1	0	0	0	0	0	0	0	0	0	0	0	0	0	0	0	0	0	0	0
ALFONSO Alex lf	4	0	1	0	0	0	0	0	0	0	0	0	0	3	0	0	0	0	1	0
CASTILLO Alejandro 3b	4	0	1	0	0	0	0	0	0	0	0	0	0	1	0	0	0	1	3	0
BALBOA Jorge p	0	0	0	0	0	0	0	0	0	0	0	0	0	0	0	0	0	0	0	0
HERNANDEZ Ricardo p	0	0	0	0	0	0	0	0	0	0	0	0	0	0	0	0	0	0	0	0
TORRES Yosbany p	0	0	0	0	0	0	0	0	0	0	0	0	0	0	0	0	0	0	0	0
Totals	37	5	9	4	2	0	2	3	1	0	0	0	0	17	0	3	0	24	11	0

Bonn Capitals (GER) 10

PLAYER	AB	R	H	BI	2B	3B	HR	BB	SB	CS	HP	SH	SF	SO	IBB	KL	GDP	PO	A	E
BRENK Eric ss	4	1	1	0	0	0	0	1	1	0	0	0	0	0	0	0	0	0	2	0
BENDRIEN Maurice c	3	1	3	3	1	0	0	1	1	0	1	0	0	0	0	0	0	16	1	0
KUNZE Eric c	0	0	0	0	0	0	0	0	0	0	0	0	0	0	0	0	0	1	0	0
JOYCE Terrell 1b	5	1	2	0	1	0	0	0	0	0	0	0	0	1	0	0	0	4	1	0
LANKHORST Danny cf	5	1	1	1	0	0	0	0	0	0	0	0	0	2	0	0	1	0	0	0
BEYERS Christiaan 3b	4	1	1	0	0	0	0	1	0	0	0	0	0	1	0	0	0	1	0	1
SANCHEZ REYES Daniel 2b	4	1	2	1	0	0	0	0	0	0	0	0	0	1	0	1	0	2	1	0
KOCH Sascha dh	4	1	1	4	0	0	1	0	0	0	0	0	0	2	0	1	0	0	0	0
ROSENTHAL Josef rf	4	2	2	1	0	0	1	0	0	0	0	0	0	1	0	0	0	1	0	0
MARTIN CARRION Luis lf	2	1	0	0	0	0	0	0	0	1	2	0	0	0	0	0	0	1	0	0
RIMMEL Niklas p	0	0	0	0	0	0	0	0	0	0	0	0	0	0	0	0	0	1	0	0
LINDT Noah p	0	0	0	0	0	0	0	0	0	0	0	0	0	0	0	0	0	0	0	0
GIRAUD Marcel p	0	0	0	0	0	0	0	0	0	0	0	0	0	0	0	0	0	0	0	0
Totals	35	10	13	10	2	0	2	3	2	1	3	0	0	8	0	2	1	27	5	1

Astros Valencia (ESP)	IP	H	R	ER	BB	SO	WP	HP	BK	IBB	SH	SF	2B	3B	HR	AB	BF	FO	GO	NP
BALBOA Jorge L,0-2	4.0	7	6	6	1	6	0	2	0	0	0	0	1	0	2	18	21	3	2	77
HERNANDEZ Ricardo	3.0	6	4	4	2	2	0	1	0	0	0	0	1	0	0	14	17	1	5	58
TORRES Yosbany	1.0	0	0	0	0	0	0	0	0	0	0	0	0	0	0	3	3	0	3	8

Bonn Capitals (GER)	IP	H	R	ER	BB	SO	WP	HP	BK	IBB	SH	SF	2B	3B	HR	AB	BF	FO	GO	NP
RIMMEL Niklas W,1-0	6.0	7	2	1	1	11	2	0	0	0	0	0	2	0	0	26	27	4	3	108
LINDT Noah	2.0	1	1	1	1	5	0	0	0	0	0	0	0	1	7	8	0	1	37	
GIRAUD Marcel	1.0	1	2	2	1	1	0	0	0	0	0	0	0	1	4	5	1	1	18	

Umpires: HP-Stefan LARROQUE (FRA), 1B-Carlos Quiñones (ESP), 3B-Nathan POLIS (FRA)
Scorers: Orlando ANGULO (ESP), Eloi Espejo (ESP), Jorge FRANCO (ESP)
TC: Luis REDÍN (ESP)
Start: 12:00 Time: 2:55 Attendance: 107 Weather: Partly Cloudy 30°C

Game Summary 8



BK Olimpija Karlovac - VOITH Heidenheim Heidekoepfe



6 - 13

Jun 15, 2025 at (Hellensteinenergie Ballpark Heidenheim)

VOITH Heidenheim Heidekoepfe (GER) 120 212 122 - 13 14 0
BK Olimpija Karlovac (CRO) 000 002 022 - 6 12 2

VOITH Heidenheim Heidekoepfe (GER) 13

PLAYER	AB	R	H	BI	2B	3B	HR	BB	SB	CS	HP	SH	SF	SO	IBB	KL	GDP	PO	A	E
THOMAS Nateshon lf	2	1	1	0	0	0	0	0	1	0	0	0	0	1	0	1	0	0	0	0
MONTGOMERY Maurice lf	3	1	2	3	0	0	1	0	0	1	0	0	1	0	0	0	0	1	0	0
LLEWELLYN Phildrick c	4	1	2	1	0	0	0	1	0	1	0	0	0	1	0	0	0	11	0	0
OWENS Gary cf	4	1	1	1	0	0	0	1	1	0	0	0	0	2	0	0	0	1	0	0
GERMAINE William 3b	4	0	0	0	0	0	0	1	0	0	0	0	0	2	1	0	0	1	1	0
LARRY Shawn rf	1	1	0	1	0	0	0	1	0	0	1	0	0	0	0	0	0	0	0	0
VALENTIN Christoph rf	1	0	0	0	0	0	0	0	0	0	0	0	0	1	0	1	0	0	0	0
SEYFRIED Patrick ph/rf	1	1	0	0	0	0	0	0	0	0	0	0	0	0	0	0	0	0	0	0
GuHRING Simon 1b	4	3	3	2	1	0	0	1	1	0	0	0	0	0	0	0	0	10	0	0
REDLE Kilian dh	2	1	1	1	0	0	0	0	0	0	0	0	0	0	0	0	0	0	0	0
LANDWEHR Ladislaus ph/dh	2	0	0	1	0	0	0	0	0	0	0	0	1	0	0	0	0	0	0	0
LIEDTKE Simon ss	5	1	3	0	1	1	0	0	0	0	0	0	0	0	0	0	0	1	4	0
STEIGERT Samuel 2b	3	2	1	1	0	0	0	1	0	0	0	0	1	0	0	0	0	2	6	0
SCHuLLER Sven p	0	0	0	0	0	0	0	0	0	0	0	0	0	0	0	0	0	0	0	0
PLITZ Timo p	0	0	0	0	0	0	0	0	0	0	0	0	0	0	0	0	0	0	0	0
REDLE Samuel p	0	0	0	0	0	0	0	0	0	0	0	0	0	0	0	0	0	0	0	0
Totals	36	13	14	11	2	1	1	6	3	2	1	0	3	7	1	2	0	27	11	0

BK Olimpija Karlovac (CRO) 6

PLAYER	AB	R	H	BI	2B	3B	HR	BB	SB	CS	HP	SH	SF	SO	IBB	KL	GDP	PO	A	E
GOJKOVIS Kruno rf/p/ss	5	2	2	0	1	0	0	0	0	0	0	0	0	1	0	0	0	0	2	1
PEREIRA TOVAR Jose G ss/p	5	1	4	1	1	0	0	0	0	0	0	0	0	0	0	0	0	0	2	0
SMITH Philip c	3	2	2	0	0	0	0	2	0	0	0	0	0	1	0	0	0	9	0	0
ALCALA QUIJIJE Jorma 3b	5	0	2	3	1	0	0	0	1	0	0	0	0	1	0	0	1	1	5	0
GALES Slobodan 1b	4	0	1	0	1	0	0	1	0	0	0	0	0	1	0	1	0	10	3	0
KARIN Pavao dh/rf	3	0	0	0	0	0	0	0	0	0	0	0	0	2	0	0	0	0	0	0
JANSIS Bartol ph/rf	2	0	0	0	0	0	0	0	0	0	0	0	0	2	0	0	0	0	0	0
VUKMIROVIS Marin 2b	3	0	0	1	0	0	0	0	0	0	1	0	0	0	0	0	0	2	5	1
MITROVIS Ivan lf	4	0	1	0	0	0	0	0	0	0	0	0	0	2	0	0	0	1	1	0
VOLARIS Kevin cf	2	0	0	0	0	0	0	0	0	0	0	0	0	1	0	0	1	3	0	0
KARIN Ron cf	1	1	0	0	0	0	0	1	0	0	0	0	0	0	0	0	0	1	0	0
GARCIA TRONCOSO Carl p	0	0	0	0	0	0	0	0	0	0	0	0	0	0	0	0	0	0	4	0
Totals	37	6	12	5	4	0	0	4	1	0	1	0	0	11	0	1	2	27	22	2

VOITH Heidenheim Heidekoepfe (GER)	IP	H	R	ER	BB	SO	WP	HP	BK	IBB	SH	SF	2B	3B	HR	AB	BF	FO	GO	NP
SCHuLLER Sven W,1-0	5.0	4	0	0	1	7	0	0	0	0	0	0	1	0	0	17	18	2	4	67
PLITZ Timo	3.0	5	4	4	2	2	0	1	0	0	0	0	3	0	0	14	17	2	5	54
REDLE Samuel	1.0	3	2	2	1	2	1	0	0	0	0	0	0	0	0	6	7	1	0	20

BK Olimpija Karlovac (CRO)	IP	H	R	ER	BB	SO	WP	HP	BK	IBB	SH	SF	2B	3B	HR	AB	BF	FO	GO	NP
GARCIA TRONCOSO Carl L,0-2	5.0	6	6	4	4	3	0	1	0	1	0	1	0	0	0	18	24	2	7	90
GOJKOVIS Kruno	2.1	6	5	5	2	3	2	0	0	0	0	1	1	1	1	11	14	2	1	54
PEREIRA TOVAR Jose G	1.2	2	2	1	0	1	3	0	0	0	0	1	1	0	0	7	8	1	3	23

Umpires: HP-Richard WESSEL (NED), 1B-Brandon PERCLE (USA), 3B-Edwin LOUISA (NED)

Scorers: Stephanie WINKLER (GER), Frank Schmidt (GER)

TC: Jürgen Elsishans (GER)

Start: 13:06 Time: 2:49 Attendance: 220 Weather: Cloudy 26°

Game Summary 9



Bonn Capitals - Draci Brno
15 - 0



Jul 05, 2025 at (Baseballstadion Rheinaue Bonn)

Draci Brno (CZE)...000 00 - 0 4 0
Bonn Capitals (GER)000 3(12) - 15 10 0

Draci Brno (CZE) 0

PLAYER	AB	R	H	BI	2B	3B	HR	BB	SB	CS	HP	SH	SF	SO	IBB	KL	GDP	PO	A	E
DUBOVy ArnoSt cf	3	0	0	0	0	0	0	0	0	0	0	0	0	1	0	0	0	2	0	0
KLACL Simon lf	2	0	0	0	0	0	0	0	0	0	0	0	0	0	0	0	0	0	0	0
SERVINKA Martin 3b	2	0	1	0	0	0	0	0	0	0	0	0	0	1	0	0	0	0	1	0
PROKOP Milan ss	2	0	0	0	0	0	0	0	0	0	0	0	0	0	0	0	0	0	4	0
WINKLER Jakub c	2	0	1	0	0	0	0	0	0	0	0	0	0	1	0	0	0	2	1	0
KALaBEK Martin rf	1	0	0	0	0	0	0	0	0	0	1	0	0	1	0	0	0	1	0	0
PRUDIL Adam lb	2	0	1	0	0	0	0	0	0	0	0	0	0	1	0	0	0	6	0	0
VENTRUBA VojtSch dh	2	0	0	0	0	0	0	0	0	0	0	0	0	1	0	1	0	0	0	0
HAJTMAR Jakub 2b	2	0	1	0	0	0	0	0	0	0	0	0	0	1	0	0	0	2	2	0
VASOUREK Jan p	0	0	0	0	0	0	0	0	0	0	0	0	0	0	0	0	0	0	0	0
DRIVER Tyler Andrew p	0	0	0	0	0	0	0	0	0	0	0	0	0	0	0	0	0	0	0	0
RENGEL Luis Miguel V p	0	0	0	0	0	0	0	0	0	0	0	0	0	0	0	0	0	0	0	0
VESERKA Viktor p	0	0	0	0	0	0	0	0	0	0	0	0	0	0	0	0	0	0	0	0
Totals	18	0	4	0	0	0	0	0	0	0	1	0	0	7	0	1	0	13	8	0

Bonn Capitals (GER) 15

PLAYER	AB	R	H	BI	2B	3B	HR	BB	SB	CS	HP	SH	SF	SO	IBB	KL	GDP	PO	A	E
BRENK Eric ss	2	2	1	0	0	0	0	1	0	0	1	0	0	0	0	0	0	0	0	0
BENDRIEN Maurice c	2	3	1	1	0	0	0	2	0	0	0	0	0	0	0	0	1	6	1	0
JOYCE Terrell lb	3	2	2	5	1	0	1	1	0	1	0	0	0	0	0	0	0	6	1	0
LANKHORST Danny cf	2	1	1	2	0	0	0	0	0	0	0	0	1	0	0	0	0	0	0	0
BEYERS Christiaan 3b	1	1	0	1	0	0	0	0	0	0	1	0	1	1	0	0	0	0	1	0
SANCHEZ REYES Daniel 2b	3	2	3	1	1	0	0	0	1	0	0	0	0	0	0	0	0	1	2	0
ROSENTHAL Josef rf	2	1	1	1	1	0	0	0	0	0	1	0	0	0	0	0	0	1	0	0
KUNZE Eric dh	2	1	0	0	0	0	0	1	0	0	0	0	0	1	0	0	0	0	0	0
MARTIN CARRION Luis lf	2	2	1	2	0	0	0	1	0	0	0	0	0	0	0	0	0	0	0	0
SOLBACH Markus p	0	0	0	0	0	0	0	0	0	0	0	0	0	0	0	0	0	1	1	0
Totals	19	15	10	13	3	0	1	6	1	1	3	0	2	2	0	0	1	15	6	0

Draci Brno (CZE)	IP	H	R	ER	BB	SO	WP	HP	BK	IBB	SH	SF	2B	3B	HR	AB	BF	FO	GO	NP
VASOUREK Jan L,0-1	3.2	6	3	3	1	1	0	0	0	0	0	2	3	0	0	13	16	3	5	51
DRIVER Tyler Andrew	0.1	0	3	3	3	1	0	0	0	0	0	0	0	0	0	1	4	0	0	17
RENGEL Luis Miguel V	0.1	2	5	5	1	0	1	2	1	0	0	0	0	0	0	3	6	0	1	26
VESERKA Viktor	0.0	2	4	4	1	0	0	1	0	0	0	0	0	0	1	2	4	0	0	19

Bonn Capitals (GER)	IP	H	R	ER	BB	SO	WP	HP	BK	IBB	SH	SF	2B	3B	HR	AB	BF	FO	GO	NP
SOLBACH Markus W,2-0	5.0	4	0	0	0	7	0	1	0	0	0	0	0	0	0	18	19	3	4	60

Umpires: HP-Rob Has (NED), 1B-Peter DE HAAN (NED), 3B-Kevin MUSIC (GER)
Scorers: Felix Dosch (GER), Sascha Sill (GER)
TC: Roderick BALK (NED)
Start: 18:01 Time: 1:53 Attendance: 739 Weather: Cloudy, 26°C

Game Summary 10

	VOITH Heidenheim Heidekoepfe - Trebič Nuclears 11 - 6	
---	--	---

Jul 05, 2025 at (Hellensteinenergie Ballpark Heidenheim)

 Trebič Nuclears (CZE) 030 012 000 - 6 10 2
 VOITH Heidenheim Heidekoepfe (GER) 133 000 31(X) - 11 12 1

Trebič Nuclears (CZE) 6

PLAYER	AB	R	H	BI	2B	3B	HR	BB	SB	CS	HP	SH	SF	SO	IBB	KL	GDP	PO	A	E
KREJSISiK Marek 2b	4	1	3	2	2	0	0	1	0	0	0	0	0	0	0	0	0	1	2	0
TRACEY Max Dylan 3b	5	0	1	0	0	0	0	0	1	0	0	0	0	1	0	0	0	1	4	0
JOHNSON Ryan Johanne 1b	5	0	1	0	0	0	0	0	0	0	0	0	0	2	0	0	0	10	0	0
ZELENKA Martin dh	5	0	1	1	0	0	0	0	0	0	0	0	0	2	0	0	0	0	0	0
URBANEK Jan rf	4	1	1	0	0	0	0	1	0	0	0	0	0	1	0	1	0	4	1	0
JOZEK Pavel cf	3	1	1	2	0	0	1	2	1	0	0	0	0	1	0	0	0	2	0	0
SABACKy VojtSch ss	4	1	0	0	0	0	0	0	0	0	0	1	0	1	0	0	0	1	2	2
PEJCHAL Kamil lf	3	2	2	1	0	0	1	1	0	0	0	0	0	0	0	0	0	0	0	0
VaVRA Robin c	4	0	0	0	0	0	0	0	0	0	0	0	0	2	0	2	0	5	0	0
PACAL LukaS p	0	0	0	0	0	0	0	0	0	0	0	0	0	0	0	0	0	0	0	0
KOLLMANN Filip p	0	0	0	0	0	0	0	0	0	0	0	0	0	0	0	0	0	0	0	0
VESELY Adam p	0	0	0	0	0	0	0	0	0	0	0	0	0	0	0	0	0	0	0	0
Totals	37	6	10	6	2	0	2	5	2	0	0	1	0	10	0	3	0	24	9	2

VOITH Heidenheim Heidekoepfe (GER) 11



PLAYER	AB	R	H	BI	2B	3B	HR	BB	SB	CS	HP	SH	SF	SO	IBB	KL	GDP	PO	A	E
HoRGER Luca dh	3	0	1	0	0	0	0	2	2	0	0	0	0	0	0	0	1	0	0	0
LLEWELLYN Phildrick 3b	5	2	2	1	1	0	1	0	0	0	0	0	0	1	0	0	0	1	1	0
OWENS Gary cf	5	0	0	0	0	0	0	0	0	0	0	0	0	2	0	1	0	2	0	0
GERMAINE William c	3	2	1	1	0	0	1	1	0	0	0	0	0	0	0	0	0	11	0	0
LARRY Shawn rf	4	1	1	0	0	0	0	0	0	0	0	0	0	0	0	0	0	0	0	0
REDLE Elias rf	0	0	0	0	0	0	0	0	0	0	0	0	0	0	0	0	0	0	0	0
GuHRING Simon 1b	4	2	3	0	2	0	0	0	0	0	0	0	0	0	0	0	0	10	2	0
MONTGOMERY Maurice lf	4	3	3	6	1	0	2	0	0	0	0	0	0	1	0	0	0	1	0	0
LIEDTKE Simon ss	4	1	0	1	0	0	0	0	0	0	0	0	0	0	0	0	0	1	7	0
STEIGERT Samuel 2b	3	0	1	0	0	0	0	0	0	0	0	1	0	0	0	0	0	0	1	0
HOFMANN Logan Kyle p	0	0	0	0	0	0	0	0	0	0	0	0	0	0	0	0	0	1	1	1
SCHuLLER Sven p	0	0	0	0	0	0	0	0	0	0	0	0	0	0	0	0	0	0	0	0
Totals	35	11	12	9	4	0	4	3	2	0	0	1	0	4	0	1	1	27	12	1

Trebič Nuclears (CZE)	IP	H	R	ER	BB	SO	WP	HP	BK	IBB	SH	SF	2B	3B	HR	AB	BF	FO	GO	NP
PACAL LukaS L,0-1	2.1	6	7	5	1	1	1	0	0	0	1	0	3	0	2	14	16	3	3	58
KOLLMANN Filip	5.1	6	4	4	2	3	0	0	0	0	0	0	1	0	2	20	22	7	4	91
VESELY Adam	0.1	0	0	0	0	0	0	0	0	0	0	0	0	0	0	1	1	0	1	6

VOITH Heidenheim Heidekoepfe (GER)	IP	H	R	ER	BB	SO	WP	HP	BK	IBB	SH	SF	2B	3B	HR	AB	BF	FO	GO	NP
HOFMANN Logan Kyle W,2-0	6.0	7	6	5	4	5	1	0	0	0	1	0	1	0	2	25	30	4	9	110
SCHuLLER Sven SV,1	3.0	3	0	0	1	5	0	0	0	0	0	0	1	0	0	12	13	1	3	51

Umpires: HP-Edwin LOUISA (NED), 1B-Richard WESSEL (NED), 3B-Ramon VEISZ (GER)
 Scorers: Martin Beckmann (GER), Frank Schmidt (GER)
 TC: Jürgen Elsishans (GER), Mark Cole (SUI)
 Start: 19:06 Time: 2:53 Attendance: 292 Weather: Partly cloudy, 26°C

Game Summary 11

	Draci Brno - Bonn Capitals	
---	-----------------------------------	---

Due to persistent rain, the Umpires deemed the field conditions unsafe. The game was suspended 2ith no opportunity to resume. As per regulations, the game is considered "**not played**"

Game Summary 12

Trebič Nuclears - VOITH Heidenheim Heidekoepfe
9 - 11

Jul 06, 2025 at (Hellensteinenergie Ballpark Heidenheim)

VOITH Heidenheim Heidekoepfe (GER) 102 142 010 - 11 15 0
Trebič Nuclears (CZE) 30 020 030 - 9 15 4

VOITH Heidenheim Heidekoepfe (GER) 11

PLAYER	AB	R	H	BI	2B	3B	HR	BB	SB	CS	HP	SH	SF	SO	IBB	KL	GDP	PO	A	E
HoRGER Luca dh	2	0	0	0	0	0	0	0	0	1	1	0	0	1	0	0	0	0	0	0
LANDWEHR Ladislaus ph/dh	3	1	1	1	0	0	1	0	0	0	0	0	0	1	0	0	0	0	0	0
STEIGERT Samuel 2b	0	0	0	0	0	0	0	0	0	0	0	0	0	0	0	0	0	0	3	0
LLEWELLYN Phildrick c	6	4	2	0	0	0	0	0	1	0	0	0	0	0	0	0	0	9	0	0
OWENS Gary cf	4	2	2	2	2	0	1	0	0	0	0	0	0	0	0	0	0	2	0	0
GERMAINE William 3b	4	1	2	3	0	0	1	0	0	0	1	0	0	0	0	0	0	1	1	0
LARRY Shawn rf	5	1	2	1	0	0	0	0	0	0	0	0	0	2	0	0	0	1	0	0
GuHRING Simon 1b	5	1	2	1	1	0	0	0	0	0	0	0	1	0	0	0	10	0	0	0
MONTGOMERY Maurice 2b	3	0	0	0	0	0	0	0	0	0	0	0	0	2	0	1	0	2	1	0
SCHULZ Philip 2b/ss	2	0	0	0	0	0	0	0	0	0	0	0	1	0	0	0	0	0	1	0
REDLE Kilian lf	5	1	3	3	0	0	1	0	0	0	0	0	0	0	0	0	0	1	0	0
LIEDTKE Simon ss/p	4	0	1	0	0	0	0	0	0	0	1	0	0	0	0	0	0	1	4	0
SOMMER Tommy p	0	0	0	0	0	0	0	0	0	0	0	0	0	0	0	0	0	0	0	0
Totals	43	11	15	11	3	0	3	1	1	1	2	1	0	8	0	1	0	27	10	0

Trebič Nuclears (CZE) 9

PLAYER	AB	R	H	BI	2B	3B	HR	BB	SB	CS	HP	SH	SF	SO	IBB	KL	GDP	PO	A	E
KREJSISiK Marek 2b	5	2	2	2	1	0	1	0	0	0	0	0	0	2	0	1	0	2	3	1
TRACEY Max Dylan 3b	4	2	3	0	0	0	0	0	1	0	1	0	0	1	0	0	0	1	2	2
JOHNSON Ryan Johanne dh	4	2	4	5	1	0	2	1	0	0	0	0	0	0	0	0	0	0	0	0
ZELENKA Martin c	5	1	1	0	0	0	0	0	0	0	0	0	0	0	0	0	0	9	1	0
URBANEK Jan rf	5	0	1	0	0	0	0	0	0	0	0	0	0	1	0	0	0	1	0	0
JOZEK Pavel cf	4	1	1	1	0	0	1	1	0	0	0	0	0	1	0	1	0	3	0	0
PEJCHAL Kamil lf	5	0	2	1	0	0	0	0	0	0	0	0	0	2	0	1	0	1	0	0
NSMSANSKY MatyaS 1b	5	0	1	0	0	0	0	0	0	0	0	0	0	1	0	0	0	7	0	0
SABACKY VojtSch ss	4	1	0	0	0	0	0	0	0	0	0	0	0	1	0	0	0	3	2	1
BiLEK David ph	1	0	0	0	0	0	0	0	0	0	0	0	0	0	0	0	0	0	0	0
RODRIGUEZ Wuilder p	0	0	0	0	0	0	0	0	0	0	0	0	0	0	0	0	0	0	2	0
SMEJKAL LukaS p	0	0	0	0	0	0	0	0	0	0	0	0	0	0	0	0	0	0	0	0
Totals	42	9	15	9	2	0	4	2	1	0	1	0	0	9	0	3	0	27	10	4

VOITH Heidenheim Heidekoepfe (GER)	IP	H	R	ER	BB	SO	WP	HP	BK	IBB	SH	SF	2B	3B	HR	AB	BF	FO	GO	NP
SOMMER Tommy W,1-0	5.0	10	6	6	1	7	0	0	0	0	0	0	1	0	3	25	26	2	6	86
STEIGERT Samuel	3.0	5	3	3	1	1	1	1	0	0	0	0	1	0	1	14	16	4	4	59
LIEDTKE Simon SV,1	1.0	0	0	0	0	1	0	0	0	0	0	0	0	0	0	3	3	1	1	13

Trebič Nuclears (CZE)	IP	H	R	ER	BB	SO	WP	HP	BK	IBB	SH	SF	2B	3B	HR	AB	BF	FO	GO	NP
RODRIGUEZ Wuilder L,0-1	4.1	8	8	5	1	4	0	2	0	0	1	0	3	0	2	20	24	4	3	81
SMEJKAL LukaS	4.2	7	3	2	0	4	0	0	0	0	0	0	0	0	1	23	23	5	5	77

Umpires: HP-Richard WESSEL (NED), 1B-Ramon VEISZ (GER), 3B-Edwin LOUISA (NED)
Scorers: Martin Beckmann (GER), Frank Schmidt (GER)
TC: Jürgen Elshishans (GER), Mark Cole (SUI)
Start: 13:03 Time: 2:52 Attendance: 300 Weather: Cloudy 25°

Game Summary 13



Bonn Capitals - VOITH Heidenheim Heidekoepfe
4 - 8



Jul 30, 2025 at (Baseballstadion Rheinaue Bonn)

VOITH Heidenheim Heidekoepfe (GER) 202 400 000 - 8 10 0
Bonn Capitals (GER) 004 000 000 - 4 5 2

VOITH Heidenheim Heidekoepfe (GER) 8

PLAYER	AB	R	H	BI	2B	3B	HR	BB	SB	CS	HP	SH	SF	SO	IBB	KL	GDP	PO	A	E
HoRGER Luca rf	4	2	1	0	0	0	0	1	1	0	0	0	0	1	0	1	0	3	0	0
LLEWELLYN Phildrick 3b	4	2	2	2	1	0	0	0	0	0	0	1	0	1	0	0	0	0	2	0
OWENS Gary cf	5	0	0	1	0	0	0	0	0	0	0	0	0	2	0	0	0	5	0	0
GERMAINE William c	5	1	2	3	0	0	1	0	0	0	0	0	0	1	0	1	0	8	0	0
LARRY Shawn dh	4	0	0	0	0	0	0	0	0	0	0	0	0	2	0	0	0	0	0	0
GuHRING Simon 1b	4	1	1	0	0	0	0	0	0	0	0	0	0	0	0	0	0	6	0	0
MONTGOMERY Maurice lf	3	0	0	0	0	0	0	0	0	0	0	0	0	1	0	0	0	1	0	0
REDLE Kilian lf	1	0	1	0	1	0	0	0	0	1	0	0	0	0	0	0	0	0	0	0
SCHULZ Philip 2b	3	1	2	0	0	0	0	0	0	0	0	1	0	0	0	0	0	4	2	0
LIEDTKE Simon ss	3	1	1	0	1	0	0	1	0	0	0	0	0	1	0	0	0	0	3	0
HOFMANN Logan Kyle p	0	0	0	0	0	0	0	0	0	0	0	0	0	0	0	0	0	0	0	0
Totals	36	8	10	6	3	0	1	2	1	1	0	2	0	9	0	2	0	27	7	0

Bonn Capitals (GER) 4

PLAYER	AB	R	H	BI	2B	3B	HR	BB	SB	CS	HP	SH	SF	SO	IBB	KL	GDP	PO	A	E
BRENK Eric ss	4	0	1	0	0	0	0	0	0	0	0	0	0	1	0	1	0	0	3	1
BENDRIEN Maurice c	3	1	1	0	0	0	0	1	1	0	0	0	0	0	0	0	0	9	1	0
JOYCE Terrell 1b	3	1	0	0	0	0	0	1	0	0	0	0	0	3	0	0	0	10	0	0
LANKHORST Danny cf	4	1	1	3	0	0	1	0	0	0	0	0	0	1	0	1	0	3	0	0
BEYERS Christiaan 3b	4	0	0	0	0	0	0	0	0	0	0	0	0	1	0	0	0	2	1	0
SANCHEZ REYES Daniel 2b	4	0	1	0	0	0	0	0	0	0	0	0	0	1	0	0	0	0	1	1
LAMB-HUNT Daniel dh	3	0	0	0	0	0	0	1	0	0	0	0	0	1	0	0	1	0	0	0
ROSENTHAL Josef rf	3	0	0	0	0	0	0	0	0	0	0	0	0	0	0	0	0	3	0	0
MARTIN CARRION Luis lf	3	1	1	1	0	0	1	0	0	0	0	0	0	0	0	0	0	0	0	0
SOLBACH Markus p	0	0	0	0	0	0	0	0	0	0	0	0	0	0	0	0	0	0	3	0
LINDT Noah p	0	0	0	0	0	0	0	0	0	0	0	0	0	0	0	0	0	0	0	0
KOCH Sascha p	0	0	0	0	0	0	0	0	0	0	0	0	0	0	0	0	0	0	0	0
Totals	31	4	5	4	0	0	2	3	1	0	0	0	0	8	0	2	1	27	9	2

VOITH Heidenheim Heidekoepfe (GER) IP H R ER BB SO WP HP BK IBB SH SF 2B 3B HR AB BF FO GO NP
HOFMANN Logan Kyle W,3-0 9.0 5 4 4 3 8 0 0 0 0 0 0 0 0 2 31 34 11 7 141

Bonn Capitals (GER) IP H R ER BB SO WP HP BK IBB SH SF 2B 3B HR AB BF FO GO NP
SOLBACH Markus L,2-1 5.0 8 8 5 1 4 0 0 0 0 1 0 2 0 1 24 26 4 9 87
LINDT Noah 2.0 1 0 0 0 2 0 0 0 0 0 0 0 0 0 7 7 4 0 29
KOCH Sascha 2.0 1 0 0 1 3 0 0 0 0 1 0 1 0 0 5 7 1 1 29

Umpires: HP-Edwin LOUISA (NED), 1B-Cesar Quintana (VEN), 2B-Nathan POLIS (FRA),
3B-Kevin MUSIC (GER)
Scorers: Malte Neuper (GER), Stephan Wolber (GER)
TC: Roderick BALK (NED), Marco Screti (ITA)
Start: 19:05 Time: Attendance: 1073 Weather: partly cloudy, 26°C

Team stats Games 1-12



Astros Valencia

ESP

Overall Statistics for Astros Valencia (ESP) (as of Jun 15, 2025)
(All Games, Sorted by Batting Avg)

Record: Tournament: 0-4 / Opening Round: 0-4 /

#	PLAYER	AVG	GP-GS	AB	R	H	2B	3B	HR	RBI	TB	SLG%	BB	HP	SO	GDP	OB%	SF	SH	SB-ATT
10	Rodriguez Lopez Mi	.438	4-4	16	2	7	2	0	1	3	12	.750	1	0	2	1	.471	0	0	0-0
77	Colomina Rodriguez	.267	4-4	15	1	4	0	0	1	1	7	.467	0	0	4	0	.267	0	0	1-1
8	TORRES FEIJOO DANI	.214	4-4	14	0	3	0	0	0	1	3	.214	1	0	5	1	.267	0	0	0-0
13	Febles Rodriguez E	.200	4-4	15	2	3	1	0	0	0	4	.267	2	0	1	0	.294	0	0	0-0
21	Castillo Velasquez	.200	2-1	5	0	1	0	0	0	0	1	.200	0	0	2	0	.200	0	0	0-0
33	Cayones Blanco Exi	.188	4-4	16	0	3	1	0	0	0	4	.250	0	1	7	0	.235	0	0	1-1
18	Donnels Tanner Mic	.133	4-4	15	3	2	1	0	1	2	6	.400	2	0	6	0	.235	0	0	0-0
1	Alfonso Garrote Al	.091	4-3	11	0	1	0	0	0	0	1	.91	0	0	8	0	.091	0	1	0-0
32	Dopazo Correia Jua	.083	4-4	12	0	1	0	0	0	0	1	.83	1	0	9	0	.154	0	0	0-0
99	Galicia Belenguer	.000	4-2	8	0	0	0	0	0	0	0	.000	0	1	3	0	.111	0	0	0-0
15	Murga Requena Jorg	.000	1-1	2	0	0	0	0	0	0	0	.000	0	0	0	0	.000	0	0	0-0
46	Sandrone Jacopo	.000	1-1	2	0	0	0	0	0	0	0	.000	0	0	0	0	.000	0	0	0-0
Totals		.191		131	8	25	5	0	3	7	39	.298	7	2	47	2	.243	0	1	2-2
Opponents		.287		136	32	39	11	1	3	27	61	.449	18	7	31	2	.398	0	4	8-10

(All Games, Sorted by Earned Run Avg)

#	PLAYER	ERA	W-L	SV	IP	G	GS	CG	SHO	H	R	ER	BB	SO	2B	3B	HR	AB	B/Avg	WP	HP	BK	IBB	SHA	SFA
42	Ros Franco Roberto	3.24	0-0	0	8.1	3	0	0	0	4	4	3	11	11	4	0	0	28	.143	1	1	0	0	1	0
56	Torres Gomez Yosba	5.56	0-2	0	11.1	3	2	0	0	13	9	7	1	8	1	0	1	44	.295	1	3	0	0	3	0
94	Hernandez Sanchez	6.35	0-0	0	5.2	3	0	0	0	7	4	4	2	3	2	0	0	23	.304	0	1	0	0	0	0
78	Balboa Miguel Jorg	14.14	0-2	0	7.0	2	2	0	0	11	12	11	2	8	2	0	2	33	.333	0	2	0	0	0	0
27	Murga Requena Sant	16.20	0-0	0	1.2	2	0	0	0	4	3	3	2	1	2	1	0	8	.500	2	0	0	0	0	0
Totals		7.41	0-4	0	34.0	4	4	0	0	39	32	28	18	31	11	1	3	136	.287	4	7	0	0	4	0
Opponents		1.75	4-0	1	36.0	4	4	0	0	25	8	7	7	47	5	0	3	131	.191	2	2	0	0	1	0

(All Games, Sorted by Fielding Pct)

#	PLAYER	C	PO	A	E	DP	FLD%	CSB	SBA	SBA%	CI	PB
8	TORRES FEIJOO DANI	36	32	4	0	0	1.000	2	8	.800	0	0
13	Febles Rodriguez E	16	9	7	0	3	1.000	0	0	0	0	0
33	Cayones Blanco Exi	9	9	0	0	0	1.000	0	0	0	0	0
77	Colomina Rodriguez	7	7	0	0	0	1.000	0	0	0	0	0
1	Alfonso Garrote Al	4	3	1	0	0	1.000	0	0	0	0	0
56	Torres Gomez Yosba	4	1	3	0	0	1.000	0	0	0	0	0
21	Castillo Velasquez	4	1	3	0	0	1.000	0	0	0	0	0
94	Hernandez Sanchez	1	0	1	0	0	1.000	0	0	0	0	0
42	Ros Franco Roberto	1	0	1	0	0	1.000	0	0	0	0	0
18	Donnels Tanner Mic	35	33	1	1	3	.971	0	0	0	0	0
10	Rodriguez Lopez Mi	20	5	14	1	3	.950	0	0	0	0	0
99	Galicia Belenguer	6	2	2	2	1	.667	0	0	0	0	0
46	Sandrone Jacopo	4	0	2	2	0	.500	0	0	0	0	0
Totals		147	102	39	6	4	.959	2	8	.800	0	0
Opponents		155	108	43	4	2	.974	0	2	1.000	0	0

Team stats Games 1-12



BK Olimpija Karlovac

CRO

Overall Statistics for BK Olimpija Karlovac (CRO) (as of Jun 15, 2025)
(All Games, Sorted by Batting Avg)

Record: Tournament: 0-4 / Opening Round: 0-0 / Group B: 0-4

#	PLAYER	AVG	GP-GS	AB	R	H	2B	3B	HR	RBI	TB	SLG%	BB	HP	SO	GDP	OB%	SF	SH	SB-ATT
37	BOSANAC Bartol	.500	2-2	8	3	4	0	1	0	1	6	.750	0	0	2	0	.500	0	0	0-0
31	GOJKOVIS Kruno	.444	4-4	18	5	8	2	1	0	1	12	.667	0	0	4	1	.444	0	0	2-2
21	PEREIRA TOVAR Jose	.438	4-4	16	2	7	1	0	0	1	8	.500	1	0	3	1	.471	0	0	0-0
99	SMITH Philip Allen	.400	4-4	15	3	6	2	0	0	2	8	.533	2	0	3	0	.471	0	0	0-1
16	GALES Slobodan	.286	2-2	7	0	2	1	0	0	0	3	.429	1	0	2	0	.375	0	1	0-0
38	ALCALA QUIJIJE Jor	.250	4-4	16	0	4	1	0	0	5	5	.313	1	1	3	2	.333	0	0	1-1
5	MITROVIS Ivan	.214	4-4	14	0	3	0	0	0	0	3	.214	1	0	7	0	.267	0	0	0-0
10	VOLARIS Kevin	.182	4-4	11	1	2	0	0	0	0	2	.182	0	0	1	2	.182	0	0	0-0
20	KARIN Pavao	.154	4-4	13	0	2	0	1	0	0	4	.308	0	0	5	1	.154	0	0	0-0
7	VUKMIROVIS Marin	.143	4-4	14	1	2	0	0	0	2	2	.143	0	1	1	0	.200	0	0	0-0
36	JANSIS Bartol	.000	2-0	3	0	0	0	0	0	0	0	.000	0	0	3	0	.000	0	0	0-0
44	KARIN Ron	.000	1-0	1	1	0	0	0	0	0	0	.000	1	0	0	0	.500	0	0	0-0
Totals		.294		136	16	40	7	3	0	12	53	.390	7	2	34	7	.338	0	1	3-4
Opponents		.323		133	38	43	9	2	3	32	65	.489	19	9	35	2	.433	3	2	6-8

(All Games, Sorted by Earned Run Avg)

#	PLAYER	ERA	W-L	SV	IP	G	GS	CG	SHO	H	R	ER	BB	SO	2B	3B	HR	AB	B/Avg	WP	HP	BK	IBB	SHA	SFA
20	KARIN Pavao	0.00	0-0	0	0.0	1	0	0	0	1	3	3	2	0	0	0	0	1	.1000	0	1	0	0	0	0
21	PEREIRA TOVAR Jose	4.50	0-0	0	2.0	2	0	0	0	3	2	1	1	2	1	0	0	9	.333	3	0	0	1	1	1
98	GARCIA TRONCOSO Ca	5.54	0-2	0	13.0	2	2	0	0	12	11	8	7	14	1	1	0	48	.250	1	5	0	1	0	1
33	Diaz Lezama Jose A	7.36	0-2	0	11.0	2	2	0	0	16	13	9	6	13	5	0	0	48	.333	4	3	1	0	1	0
31	GOJKOVIS Kruno	12.46	0-0	0	4.1	2	0	0	0	7	6	6	3	5	1	1	2	18	.389	2	0	0	0	0	1
5	MITROVIS Ivan	13.50	0-0	0	2.0	1	0	0	0	4	3	3	0	1	1	0	1	9	.444	0	0	0	0	0	0
Totals		8.35	0-4	0	32.1	4	4	0	0	43	38	30	19	35	9	2	3	133	.323	10	9	1	2	2	3
Opponents		3.18	4-0	1	34.0	4	4	0	0	40	16	12	7	34	7	3	0	136	.294	3	2	0	1	1	0

(All Games, Sorted by Fielding Pct)

#	PLAYER	C	PO	A	E	DP	FLD%	CSB	SBA	SBA%	CI	PB
99	SMITH Philip Allen	38	33	5	0	1	1.000	0	5	1.000	0	1
16	GALES Slobodan	19	16	3	0	1	1.000	0	0	0	0	0
20	KARIN Pavao	11	11	0	0	1	1.000	0	0	0	0	0
37	BOSANAC Bartol	6	2	4	0	0	1.000	0	0	0	0	0
98	GARCIA TRONCOSO Ca	4	0	4	0	0	1.000	2	0	.000	0	0
5	MITROVIS Ivan	4	2	2	0	0	1.000	0	0	0	0	0
44	KARIN Ron	1	1	0	0	0	1.000	0	0	0	0	0
38	ALCALA QUIJIJE Jor	24	13	10	1	0	.958	0	1	1.000	0	0
7	VUKMIROVIS Marin	15	2	12	1	0	.933	0	0	0	0	0
21	PEREIRA TOVAR Jose	14	7	6	1	3	.929	0	0	0	0	0
10	VOLARIS Kevin	11	9	1	1	1	.909	0	0	0	0	0
31	GOJKOVIS Kruno	9	1	6	2	0	.778	0	0	0	0	0
Totals		156	97	53	6	3	.962	2	6	.750	0	1
Opponents		151	102	42	7	8	.954	1	3	.750	1	0

Team stats Games 1-12



Bonn Capitals

GER

Overall Statistics for Bonn Capitals (GER) (as of Jul 10, 2025)
(All Games, Sorted by Batting Avg)

Record: Tournament: 3-0 / Opening Round: 3-0 / Finals: 0-0

#	PLAYER	AVG	GP-GS	AB	R	H	2B	3B	HR	RBI	TB	SLG%	BB	HP	SO	GDP	OB%	SF	SH	SB-ATT
16	Joyce Terrell	.538	3-3	13	4	7	3	1	1	8	15	1.154	2	0	2	0	.600	0	0	0-1
33	Rosenthal Josef	.500	3-3	10	5	5	2	0	1	3	10	1.000	0	2	3	0	.583	0	0	2-2
8	Sanchez Reyes Dani	.455	3-3	11	3	5	1	0	0	2	6	.545	0	0	2	0	.455	0	1	1-1
6	BENDRIEN Maurice	.400	3-3	10	5	4	1	0	0	5	5	.500	4	1	1	1	.600	0	0	1-1
30	BRENK Eric Joseph	.364	3-3	11	5	4	1	0	1	3	8	.727	3	1	1	0	.533	0	0	1-1
19	Beyers Christiaan	.333	3-3	9	5	3	2	0	0	2	5	.556	2	1	2	0	.462	1	0	0-0
37	Lankhorst Danny Ch	.308	3-3	13	2	4	0	0	0	3	4	.308	0	0	2	1	.286	1	0	0-0
9	Koch Sascha	.250	1-1	4	1	1	0	0	1	4	4	1.000	0	0	2	0	.250	0	0	0-0
3	Martin Carrion Lui	.143	3-3	7	4	1	0	0	0	2	1	.143	1	4	1	0	.500	0	0	0-1
56	Kunze Eric	.000	3-2	5	2	0	0	0	0	0	0	.000	3	0	2	0	.375	0	0	0-0
Totals		.366		93	36	34	10	1	4	32	58	.624	15	9	18	2	.487	2	1	5-7
Opponents		.207		87	8	18	3	0	3	7	30	.345	4	1	37	0	.250	0	0	1-1

(All Games, Sorted by Earned Run Avg)

#	PLAYER	ERA	W-L	SV	IP	G	GS	CG	SHO	H	R	ER	BB	SO	2B	3B	HR	AB	B/Avg	WP	HP	BK	IBB	SHA	SFA
28	Koch Rickert	0.00	0-0	0	1.0	1	0	0	0	0	0	0	0	1	0	0	0	3	.000	0	0	0	0	0	0
9	Koch Sascha	0.00	0-0	0	1.0	1	0	0	0	0	0	0	0	2	0	0	0	3	.000	0	0	0	0	0	0
41	Rimmel Niklas Sean	1.50	1-0	0	6.0	1	1	0	0	7	2	1	1	11	2	0	0	26	.269	2	0	0	0	0	0
25	Solbach Markus	2.25	2-0	0	12.0	2	2	1	1	9	3	3	1	17	1	0	1	44	.205	0	1	0	0	0	0
14	LINDT Noah	4.50	0-0	0	2.0	1	0	0	0	1	1	1	1	5	0	0	1	7	.143	0	0	0	0	0	0
47	GIRAUD Marcel	18.00	0-0	0	1.0	1	0	0	0	1	2	2	1	1	0	0	1	4	.250	0	0	0	0	0	0
Totals		2.74	3-0	0	23.0	3	3	1	1	18	8	7	4	37	3	0	3	87	.207	2	1	0	0	0	0
Opponents		14.34	0-3	0	21.1	3	3	0	0	34	36	34	15	18	10	1	4	93	.366	2	9	1	0	1	2

(All Games, Sorted by Fielding Pct)

#	PLAYER	C	PO	A	E	DP	FLD%	CSB	SBA	SBA%	CI	PB
6	BENDRIEN Maurice	37	33	4	0	0	1.000	0	1	1.000	0	0
16	Joyce Terrell	24	22	2	0	1	1.000	0	0	0	0	0
8	Sanchez Reyes Dani	12	3	9	0	1	1.000	0	0	0	0	0
30	BRENK Eric Joseph	7	1	6	0	0	1.000	0	0	0	0	0
33	Rosenthal Josef	4	4	0	0	0	1.000	0	0	0	0	0
25	Solbach Markus	2	1	1	0	0	1.000	0	0	0	0	0
56	Kunze Eric	1	1	0	0	0	1.000	0	0	0	0	0
37	Lankhorst Danny Ch	1	1	0	0	0	1.000	0	0	0	0	0
3	Martin Carrion Lui	1	1	0	0	0	1.000	0	0	0	0	0
41	Rimmel Niklas Sean	1	1	0	0	0	1.000	0	0	0	0	0
19	Beyers Christiaan	4	1	2	1	0	.750	0	0	0	0	0
Totals		94	69	24	1	1	.989	0	1	1.000	0	0
Opponents		94	64	28	2	2	.979	2	5	.714	0	0

Team stats Games 1-12



Draci Brno

CZE

Overall Statistics for Draci Brno (CZE) (as of Jul 10, 2025)
(All Games, Sorted by Batting Avg)

Record: Tournament: 2-1 / Opening Round: 2-1 /

#	PLAYER	AVG	GP-GS	AB	R	H	2B	3B	HR	RBI	TB	SLG%	BB	HP	SO	GDP	OB%	SF	SH	SB-ATT
86	Prudil Adam	.333	3-3	9	2	3	0	0	0	1	3	.333	1	0	5	0	.400	0	0	1-1
17	WINKLER Jakub	.333	3-3	9	2	3	0	0	0	1	3	.333	1	0	3	0	.400	0	1	1-1
9	Dubovy ArnoSt	.300	3-3	10	1	3	2	0	0	1	5	.500	1	0	1	0	.364	0	0	0-0
8	Kalabek Martin	.286	3-3	7	3	2	0	0	0	1	2	.286	2	1	1	0	.500	0	0	2-2
31	MOSTSK Filip	.250	2-2	8	0	2	1	0	0	1	3	.375	1	0	0	1	.333	0	0	0-0
2	Hajtmr Jakub	.222	3-3	9	1	2	0	0	0	0	2	.222	1	0	4	0	.300	0	1	0-0
10	Servinka Martin	.200	3-3	10	1	2	1	0	0	0	3	.300	0	1	1	0	.273	0	0	0-0
6	HSib Martin	.200	2-2	5	0	1	0	0	0	2	1	.200	0	0	2	0	.200	0	1	0-0
95	VENTRUBA VojtSch	.125	3-3	8	0	1	0	0	0	1	1	.125	1	0	4	0	.222	0	0	0-1
7	KLACL Simon	.000	1-1	2	0	0	0	0	0	0	0	.000	0	0	0	0	.000	0	0	0-0
56	Prokop Milan	.000	1-1	2	0	0	0	0	0	0	0	.000	0	0	0	0	.000	0	0	0-0
33	Urbanek Lukas	.000	1-0	1	0	0	0	0	0	0	0	.000	0	0	1	0	.000	0	0	0-0
97	KUBELKA Jan	.000	2-0	0	1	0	0	0	0	0	0	.000	1	0	0	0	1.000	0	0	0-0
Totals		.238		80	11	19	4	0	0	8	23	.288	9	2	22	1	.330	0	3	4-5
Opponents		.259		81	15	21	5	0	1	13	29	.358	9	5	19	3	.361	2	1	2-3

(All Games, Sorted by Earned Run Avg)

#	PLAYER	ERA	W-L	SV	IP	G	GS	CG	SHO	H	R	ER	BB	SO	2B	3B	HR	AB	B/Avg	WP	HP	BK	IBB	SHA	SFA
14	Sapka Filip	0.00	1-0	0	4.0	1	0	0	0	2	0	0	0	5	0	0	0	12	.167	0	0	0	0	1	0
84	Hrbek TomaS	0.00	1-0	0	2.0	1	0	0	0	1	0	0	1	2	1	0	0	7	.143	0	1	0	0	0	0
49	Moncada Luis	0.00	0-0	0	5.0	1	1	0	0	2	0	0	0	5	0	0	0	18	.111	0	1	0	0	0	0
77	Pinto Wladimir	0.00	0-0	1	3.0	1	0	0	0	3	0	0	0	3	0	0	0	12	.250	0	0	0	0	0	0
40	VeSerka Viktor	0.00	0-0	0	0.0	1	0	0	0	2	4	4	1	0	0	1	2	1.000	0	1	0	0	0	0	
42	VaSourek Jan	3.52	0-1	0	7.2	2	2	0	0	9	3	3	3	3	4	0	0	26	.346	0	0	0	0	0	2
3	Driver Tyler Andre	81.00	0-0	0	0.1	1	0	0	0	0	3	3	3	1	0	0	0	1	.000	0	0	0	0	0	0
0	Rengel Luis Miguel	135.00	0-0	0	0.1	1	0	0	0	2	5	5	1	0	0	0	0	3	.667	1	2	1	0	0	0
Totals		6.04	2-1	1	22.1	3	3	0	0	21	15	15	9	19	5	0	1	81	.259	1	5	1	0	1	2
Opponents		3.68	1-2	0	22.0	3	3	1	1	19	11	9	9	22	4	0	0	80	.238	3	2	0	0	3	0

(All Games, Sorted by Fielding Pct)

#	PLAYER	C	PO	A	E	DP	FLD%	CSB	SBA	SBA%	CI	PB
86	Prudil Adam	27	24	3	0	3	1.000	0	0	0	0	0
17	WINKLER Jakub	19	18	1	0	0	1.000	1	2	.667	0	0
10	Servinka Martin	6	1	5	0	1	1.000	0	0	0	0	0
9	Dubovy ArnoSt	6	6	0	0	0	1.000	0	0	0	0	0
8	Kalabek Martin	4	3	1	0	0	1.000	0	0	0	0	0
56	Prokop Milan	4	0	4	0	1	1.000	0	0	0	0	0
49	Moncada Luis	2	0	2	0	0	1.000	0	0	0	0	0
31	MOSTSK Filip	2	2	0	0	0	1.000	0	0	0	0	0
42	VaSourek Jan	2	1	1	0	0	1.000	0	0	0	0	0
33	Urbanek Lukas	1	1	0	0	0	1.000	0	0	0	0	0
2	Hajtmr Jakub	17	8	8	1	2	.941	0	0	0	0	0
95	VENTRUBA VojtSch	11	3	7	1	2	.909	0	0	0	0	0
14	Sapka Filip	2	0	1	1	0	.500	0	0	0	0	0
Totals		103	67	33	3	3	.971	1	2	.667	0	0
Opponents		95	66	25	4	4	.958	1	4	.800	0	0

Team stats Games 1-12



Třebíč Nuclears

CZE

Overall Statistics for Třebíč Nuclears (CZE) (as of Jul 10, 2025)
(All Games, Sorted by Batting Avg)

Record: Tournament: 2-2 / Opening Round: 0-0 / Group B: 2-2

#	PLAYER	AVG	GP-GS	AB	R	H	2B	3B	HR	RBI	TB	SLG%	BB	HP	SO	GDP	OB%	SF	SH	SB-ATT
12	KrejSiSik Marek	.556	3-2	9	3	5	3	0	1	4	11	1.222	1	0	2	0	.600	0	0	1-1
88	Johnson Ryan Johan	.500	4-4	16	3	8	2	0	2	5	16	1.000	3	0	4	0	.579	0	0	1-1
58	KSivaneK Miroslav	.500	1-1	4	0	2	1	0	0	2	3	.750	0	0	2	0	.500	0	0	0-0
65	Pejchal Kamil	.444	3-2	9	2	4	0	0	1	2	7	.778	1	0	2	0	.500	0	0	0-0
58	Strilchuk Russell	.333	2-2	9	2	3	0	0	1	3	6	.667	0	0	4	0	.333	0	0	0-0
44	TRACEY Max Dylan	.294	4-4	17	4	5	0	0	0	2	5	.294	1	1	2	1	.368	0	0	2-2
8	URBANEK Jan	.250	4-4	16	2	4	0	1	0	1	6	.375	1	1	5	0	.333	0	0	0-0
93	Zelenka Martin	.200	2-2	10	1	2	0	0	0	1	2	.200	0	0	2	0	.200	0	0	0-0
25	NSmSansky MatyaS	.200	1-1	5	0	1	0	0	0	0	1	.200	0	0	1	0	.200	0	0	0-0
73	Vavra Robin	.200	2-2	5	2	1	0	0	0	0	1	.200	1	2	2	0	.500	0	0	0-0
13	JOZEK Pavel	.167	4-4	12	2	2	0	0	2	3	8	.667	5	0	5	0	.412	0	0	1-1
18	Kliner Jakub	.143	2-2	7	1	1	0	0	0	0	1	.143	1	1	2	0	.333	0	1	0-0
34	Sabacky VojtSch	.063	4-4	16	3	1	0	0	0	0	1	.63	1	0	5	0	.118	0	2	0-0
4	MikloviS Mario	.000	1-1	3	0	0	0	0	0	0	0	.000	0	0	2	0	.000	0	0	0-0
35	Bilek David	.000	1-0	1	0	0	0	0	0	0	0	.000	0	0	0	0	.000	0	0	0-0
19	Dohnal Ladislav	.000	1-0	1	0	0	0	0	0	0	0	.000	0	0	1	0	.000	0	0	0-0
48	DoleSal Dominik	.000	1-1	3	0	0	0	0	0	0	0	.000	0	0	0	0	.000	0	0	0-0
71	VENHODA Tomas	.000	1-0	1	0	0	0	0	0	0	0	.000	0	0	1	0	.000	0	0	0-0
Totals		.271		144	25	39	6	1	7	23	68	.472	15	5	42	1	.360	0	3	5-5
Opponents		.293		147	28	43	9	1	7	23	75	.51	7	2	31	4	.333	0	2	5-6

(All Games, Sorted by Earned Run Avg)

#	PLAYER	ERA	W-L	SV	IP	G	GS	CG	SHO	H	R	ER	BB	SO	2B	3B	HR	AB	B/Avg	WP	HP	BK	IBB	SHA	SFA
88	Johnson Ryan Johan	0.00	0-0	1	3.0	1	0	0	0	1	1	0	1	3	0	0	0	11	.091	0	0	0	0	0	0
99	Hlouch LukaS	0.00	1-0	0	6.0	1	1	0	0	5	1	0	0	6	0	0	0	22	.227	1	0	0	0	0	0
17	VESELY Adam	0.00	0-0	0	0.1	1	0	0	0	0	0	0	0	0	0	0	0	1	.000	0	0	0	0	0	0
38	Smejkal LukaS	3.86	0-0	0	4.2	1	0	0	0	7	3	2	0	4	0	0	1	23	.304	0	0	0	0	0	0
29	KOLLMANN Filip	3.86	1-0	0	9.1	2	0	0	0	10	5	4	2	6	1	0	2	35	.286	0	0	0	0	0	0
16	Pacal LukaS	8.59	0-1	0	7.1	2	2	0	0	12	10	7	3	8	5	1	2	35	.343	1	0	0	1	1	0
93	Rodriguez Wuilder	10.38	0-1	0	4.1	1	1	0	0	8	8	5	1	4	3	0	2	20	.400	0	2	0	0	1	0
Totals		4.63	2-2	1	35.0	4	4	0	0	43	28	18	7	31	9	1	7	147	.293	2	2	0	1	2	0
Opponents		5.09	2-2	2	35.1	4	4	0	0	39	25	20	15	42	6	1	7	144	.271	4	5	0	1	3	0

(All Games, Sorted by Fielding Pct)

#	PLAYER	C	PO	A	E	DP	FLD%	CSB	SBA	SBA%	CI	PB
88	Johnson Ryan Johan	21	20	1	0	4	1.000	0	0	0	0	0
73	Vavra Robin	15	15	0	0	0	1.000	0	4	1.000	0	0
93	Zelenka Martin	10	9	1	0	0	1.000	1	1	.500	0	0
13	JOZEK Pavel	9	8	1	0	1	1.000	0	0	0	0	0
18	Kliner Jakub	9	7	2	0	3	1.000	0	0	0	0	0
25	NSmSansky MatyaS	7	7	0	0	0	1.000	0	0	0	0	0
65	Pejchal Kamil	4	4	0	0	1	1.000	0	0	0	0	0
93	Rodriguez Wuilder	2	0	2	0	0	1.000	0	0	0	0	0
99	Hlouch LukaS	2	0	2	0	0	1.000	0	0	0	0	0
29	KOLLMANN Filip	1	1	0	0	0	1.000	0	0	0	0	0
58	Strilchuk Russell	15	10	4	1	1	.933	0	0	0	1	0
12	KrejSiSik Marek	9	3	5	1	1	.889	0	0	0	0	0
8	URBANEK Jan	9	7	1	1	1	.889	0	0	0	0	0
44	TRACEY Max Dylan	13	5	6	2	0	.846	0	0	0	0	0
34	Sabacky VojtSch	24	9	10	5	3	.792	0	0	0	0	0
58	KSivaneK Miroslav	6	0	4	2	1	.667	0	0	0	0	0
Totals		156	105	39	12	6	.923	1	5	.833	1	0

Team stats Games 1-12



VOITH Heidenheim Heidekoepfe

GER

Overall Statistics for VOITH Heidenheim Heidekoepfe (GER) (as of Jul 10, 2025)
(All Games, Sorted by Batting Avg)

Record: Tournament: 4-0 / Opening Round: 0-0 / Group B: 4-0

#	PLAYER	AVG	GP-GS	AB	R	H	2B	3B	HR	RBI	TB	SLG%	BB	HP	SO	GDP	OB%	SF	SH	SB-ATT
14	Guhring Simon Dani	.625	4-4	16	6	10	4	0	0	4	14	.875	1	1	2	0	.667	0	0	1-1
55	REDLE Kilian	.500	3-2	8	2	4	0	0	1	4	7	.875	0	0	1	0	.500	0	0	0-0
22	Montgomery Maurice	.462	4-3	13	5	6	1	0	3	10	16	1.231	1	0	3	1	.467	1	0	0-1
12	LLEWELLYN Phildric	.421	4-4	19	9	8	3	0	1	5	14	.737	2	0	2	0	.476	0	0	2-3
26	Germaine William	.400	4-4	15	6	6	1	0	3	7	16	1.067	3	1	2	0	.526	0	0	0-0
32	Thomas Nateshon Ra	.400	2-2	5	3	2	1	0	0	3	6	.600	0	0	1	0	.400	0	0	1-1
2	LIEDTKE Simon Mori	.353	4-4	17	4	6	2	1	0	2	10	.588	0	0	1	0	.353	0	1	0-0
17	STEIGERT Samuel Lu	.333	4-2	6	2	2	0	0	0	1	2	.333	1	0	0	0	.375	1	1	0-0
42	Owens Gary	.313	4-4	16	6	5	2	0	0	4	7	.438	3	1	5	0	.450	0	0	1-1
7	Larry Shawn	.308	4-4	13	5	4	0	0	0	4	4	.308	2	2	2	0	.471	0	0	0-0
27	Landwehr Ladislaus	.250	3-1	8	1	2	0	0	1	3	5	.625	0	1	1	0	.300	1	0	0-0
19	Horger Luca	.200	2-2	5	0	1	0	0	0	0	1	.200	2	1	1	1	.500	0	0	2-3
16	Redle Samuel	.000	1-0	1	0	0	0	0	0	0	0	.000	0	0	1	0	.000	0	0	0-0
9	Schulz Philip	.000	1-0	2	0	0	0	0	0	0	0	.000	0	0	1	0	.000	0	0	0-0
28	Seyfried Patrick	.000	2-0	1	1	0	0	0	0	0	0	.000	0	0	0	0	.000	0	0	0-0
41	Valentin Christoph	.000	1-0	1	0	0	0	0	0	0	0	.000	0	0	1	0	.000	0	0	0-0
Totals		.384		146	50	56	14	1	9	44	99	.678	15	7	24	2	.456	3	2	7-10
Opponents		.336		146	25	49	9	2	6	24	80	.548	11	3	34	4	.394	0	2	4-5

(All Games, Sorted by Earned Run Avg)

#	PLAYER	ERA	W-L	SV	IP	G	GS	CG	SHO	H	R	ER	BB	SO	2B	3B	HR	AB	B/Avg	WP	HP	BK	IBB	SHA	SFA
2	LIEDTKE Simon Mori	0.00	0-0	1	1.0	1	0	0	0	0	0	0	0	2	1	0	0	3	.000	0	0	0	0	0	0
33	Schuller Sven Helg	0.00	1-0	1	8.0	2	1	0	0	7	0	0	2	12	2	0	0	29	.241	0	0	0	0	0	0
8	Hofmann Logan Kyle	6.55	2-0	0	11.0	2	2	0	0	16	9	8	4	8	2	0	2	46	.348	2	1	0	0	2	0
17	STEIGERT Samuel Lu	7.20	0-0	0	5.0	2	0	0	0	8	4	4	1	2	1	2	1	23	.348	1	1	0	0	0	0
23	Sommer Thomas	10.80	1-0	0	5.0	1	1	0	0	10	6	6	1	7	1	0	3	25	.400	0	0	0	0	0	0
40	Plitz Timo	12.00	0-0	0	3.0	1	0	0	0	5	4	4	2	2	3	0	0	14	.357	0	1	0	0	0	0
16	Redle Samuel	18.00	0-0	0	1.0	1	0	0	0	3	2	2	1	2	0	0	0	6	.500	1	0	0	0	0	0
Totals		6.35	4-0	2	34.0	4	4	0	0	49	25	24	11	34	9	2	6	146	.336	4	3	0	0	2	0
Opponents		11.25	0-4	0	32.0	4	4	0	0	56	50	40	15	24	14	1	9	146	.384	9	7	1	1	2	3

(All Games, Sorted by Fielding Pct)

#	PLAYER	C	PO	A	E	DP	FLD%	CSB	SBA	SBA%	CI	PB
14	Guhring Simon Dani	39	37	2	0	4	1.000	0	0	0	0	0
2	LIEDTKE Simon Mori	24	5	19	0	4	1.000	0	0	0	0	0
26	Germaine William	20	17	3	0	0	1.000	1	2	.667	0	0
17	STEIGERT Samuel Lu	12	2	10	0	2	1.000	0	0	0	0	0
22	Montgomery Maurice	9	7	2	0	1	1.000	0	0	0	0	0
42	Owens Gary	8	8	0	0	0	1.000	0	0	0	0	0
16	Redle Samuel	2	0	2	0	1	1.000	0	0	0	0	0
27	Landwehr Ladislaus	1	1	0	0	0	1.000	0	0	0	0	0
7	Larry Shawn	1	1	0	0	0	1.000	0	0	0	0	0
55	REDLE Kilian	1	1	0	0	0	1.000	0	0	0	0	0
9	Schulz Philip	1	0	1	0	0	1.000	0	0	0	0	0
32	Thomas Nateshon Ra	1	1	0	0	0	1.000	0	0	0	0	0
12	LLEWELLYN Phildric	26	21	4	1	0	.962	0	2	1.000	0	0
8	Hofmann Logan Kyle	3	1	1	1	0	.667	0	0	0	0	0
Totals		148	102	44	2	4	.986	1	4	.800	0	0
Opponents		152	96	47	9	3	.941	3	7	.700	0	0

Leaders summary

Games 1-12

Batting leaders

BATTING AVERAGE (min 2.1 PA/G)

1. Guhring Simon Dani, HEI	.625
2. KrejsiSik Marek, NUC	.556
3. Joyce Terrell, CAP	.538
4. Johnson Ryan Johan, NUC	.500
- Rosenthal Josef, CAP	.500
6. Montgomery Maurice, HEI	.462
7. Sanchez Reyes Dani, CAP	.455
8. GOJKOVIS Kruno, BOK	.444
- Pejchal Kamil, NUC	.444
10. 2 Tied at	.438

SLUGGING PCT (min 2.1 PA/G)

1. Montgomery Maurice, HEI	1.231
2. KrejsiSik Marek, NUC	1.222
3. Joyce Terrell, CAP	1.154
4. Germaine William, HEI	1.067
5. Johnson Ryan Johan, NUC	1.000
- Rosenthal Josef, CAP	1.000
7. Guhring Simon Dani, HEI	.875
8. Pejchal Kamil, NUC	.778
9. Rodriguez Lopez Mi, AST	.750

ON BASE PCT (min 2.1 PA/G)

1. Guhring Simon Dani, HEI	.667
2. BENDRIEN Maurice, CAP	.600
- Joyce Terrell, CAP	.600
- KrejsiSik Marek, NUC	.600
5. Rosenthal Josef, CAP	.583
6. Johnson Ryan Johan, NUC	.579
7. BRENK Eric Joseph, CAP	.533
8. Germaine William, HEI	.526
9. 3 Tied at	.500

RUNS

1. LLEWELLYN Phildric, HEI	9
2. Germaine William, HEI	6
- Guhring Simon Dani, HEI	6
- Owens Gary, HEI	6
5. 7 Tied at	5

HITS

1. Guhring Simon Dani, HEI	10
2. GOJKOVIS Kruno, BOK	8
- Johnson Ryan Johan, NUC	8
- LLEWELLYN Phildric, HEI	8
5. Joyce Terrell, CAP	7
- PEREIRA TOVAR Jose, BOK	7
- Rodriguez Lopez Mi, AST	7
8. 4 Tied at	6

RBI

1. Montgomery Maurice, HEI	10
2. Joyce Terrell, CAP	8
3. Germaine William, HEI	7
4. ALCALA QUIJIJE Jor, BOK	5
- BENDRIEN Maurice, CAP	5
- Johnson Ryan Johan, NUC	5
- LLEWELLYN Phildric, HEI	5
8. 6 Tied at	4

DOUBLES

1. Guhring Simon Dani, HEI	4
2. Joyce Terrell, CAP	3
- KrejsiSik Marek, NUC	3
- LLEWELLYN Phildric, HEI	3
5. 9 Tied at	2

TRIPLES

1. BOSANAC Bartol, BOK	1
- GOJKOVIS Kruno, BOK	1
- Joyce Terrell, CAP	1
- KARIN Pavao, BOK	1
- LIEDTKE Simon Mori, HEI	1
- URBANEK Jan, NUC	1

HOMERUNS

1. Germaine William, HEI	3
- Montgomery Maurice, HEI	3
3. Johnson Ryan Johan, NUC	2
- JOZEK Pavel, NUC	2
5. 13 Tied at	1

TOTAL BASES

1. Germaine William, HEI	16
- Johnson Ryan Johan, NUC	16
- Montgomery Maurice, HEI	16
4. Joyce Terrell, CAP	15
5. Guhring Simon Dani, HEI	14
- LLEWELLYN Phildric, HEI	14
7. GOJKOVIS Kruno, BOK	12
- Rodriguez Lopez Mi, AST	12
9. KrejsiSik Marek, NUC	11
10. 2 Tied at	10

WALKS

1. JOZEK Pavel, NUC	5
2. BENDRIEN Maurice, CAP	4
3. BRENK Eric Joseph, CAP	3
- Germaine William, HEI	3
- Johnson Ryan Johan, NUC	3
- Kunze Eric, CAP	3
- Owens Gary, HEI	3
8. 9 Tied at	2

HIT BY PITCH

1. Martin Carrion Lui, CAP	4
2. Larry Shawn, HEI	2
- Rosenthal Josef, CAP	2
- Vavra Robin, NUC	2
5. 17 Tied at	1

SACRIFICE HITS

1. Sabacky VojtSch, NUC	2
2. 8 Tied at	1

SACRIFICE FLY

1. Beyers Christiaan, CAP	1
- Landwehr Ladislaus, HEI	1
- Lankhorst Danny Ch, CAP	1
- Montgomery Maurice, HEI	1
- STEIGERT Samuel Lu, HEI	1

STOLEN BASES

1. GOJKOVIS Kruno, BOK	2
- Horger Luca, HEI	2
- Kalabek Martin, DRA	2
- LLEWELLYN Phildric, HEI	2
- Rosenthal Josef, CAP	2
- TRACEY Max Dylan, NUC	2
7. 14 Tied at	1

PLATE APPEARANCES

1. LLEWELLYN Phildric, HEI	21
2. Owens Gary, HEI	20
3. Germaine William, HEI	19
- Johnson Ryan Johan, NUC	19
- Sabacky VojtSch, NUC	19
- TRACEY Max Dylan, NUC	19
7. 5 Tied at	18

AT BATS

1. LLEWELLYN Phildric, HEI	19
2. GOJKOVIS Kruno, BOK	18
3. LIEDTKE Simon Mori, HEI	17
- TRACEY Max Dylan, NUC	17
5. 9 Tied at	16

CAUGHT STEALING

1. Horger Luca, HEI	1
- Joyce Terrell, CAP	1
- LLEWELLYN Phildric, HEI	1
- Martin Carrion Lui, CAP	1
- Montgomery Maurice, HEI	1
- SMITH Philip Allen, BOK	1
- VENTRUBA VojtSch, DRA	1

STRIKEOUTS

1. Dopazo Correia Jua, AST	9
2. Alfonso Garrote Al, AST	8
3. Cayones Blanco Exi, AST	7
- MITROVIS Ivan, BOK	7
5. Donnels Tanner Mic, AST	6
6. 7 Tied at	5

STRIKEOUTS LOOKING

1. Dopazo Correia Jua, AST	4
2. Donnels Tanner Mic, AST	3
- Prudil Adam, DRA	3
4. Sabacky VojtSch, NUC	2
- URBANEK Jan, NUC	2
- Vavra Robin, NUC	2
7. 27 Tied at	1

GDP

1. ALCALA QUIJIJE Jor, BOK	2
- VOLARIS Kevin, BOK	2
3. 11 Tied at	1

Pitching leaders

EARNED RUN AVG (min 1.7 IP/G)

1.	Schuller Sven Helg, HEI	0.00
2.	Rimmel Niklas Sean, CAP	1.50
3.	Solbach Markus, CAP	2.25
4.	Ros Franco Roberto, AST	3.24
5.	VaSourek Jan, DRA	3.52
6.	KOLLMANN Filip, NUC	3.86
7.	GARCIA TRONCOSO Ca, BOK	5.54
8.	Torres Gomez Yosba, AST	5.56
9.	Hofmann Logan Kyle, HEI	6.55

STRIKEOUTS

1.	Solbach Markus, CAP	17
2.	GARCIA TRONCOSO Ca, BOK	14
3.	Diaz Lezama Jose A, BOK	13
4.	Schuller Sven Helg, HEI	12
5.	Rimmel Niklas Sean, CAP	11
-	Ros Franco Roberto, AST	11
7.	3 Tied at	8

GAMES

1.	Hernandez Sanchez, AST	3
-	Ros Franco Roberto, AST	3
-	Torres Gomez Yosba, AST	3
4.	13 Tied at	2

SHUTOUTS

Solbach Markus, CAP	1
---------------------	---

LOSSES

1.	Balboa Miguel Jorg, AST	2
-	Diaz Lezama Jose A, BOK	2
-	GARCIA TRONCOSO Ca, BOK	2
-	Torres Gomez Yosba, AST	2
5.	Pacal LukaS, NUC	1
-	Rodriguez Wuilder, NUC	1
-	VaSourek Jan, DRA	1

HIT BY PITCH

1.	GARCIA TRONCOSO Ca, BOK	5
2.	Diaz Lezama Jose A, BOK	3
-	Torres Gomez Yosba, AST	3
4.	Balboa Miguel Jorg, AST	2
-	Rengel Luis Miguel, DRA	2
-	Rodriguez Wuilder, NUC	2
7.	10 Tied at	1

RUNS ALLOWED

1.	Diaz Lezama Jose A, BOK	13
2.	Balboa Miguel Jorg, AST	12
3.	GARCIA TRONCOSO Ca, BOK	11
4.	Pacal LukaS, NUC	10
5.	Hofmann Logan Kyle, HEI	9
-	Torres Gomez Yosba, AST	9
7.	Rodriguez Wuilder, NUC	8
8.	GOJKOVIS Kruno, BOK	8
-	Sommer Thomas, HEI	6
10.	2 Tied at	5

OPPOSING AVG (min 1.7 IP/G)

1.	Ros Franco Roberto, AST	.143
2.	Solbach Markus, CAP	.205
3.	Schuller Sven Helg, HEI	.241
4.	GARCIA TRONCOSO Ca, BOK	.250
5.	Rimmel Niklas Sean, CAP	.269
6.	KOLLMANN Filip, NUC	.286
7.	Torres Gomez Yosba, AST	.295
8.	Balboa Miguel Jorg, AST	.333
-	Diaz Lezama Jose A, BOK	.333

WINS

1.	Hofmann Logan Kyle, HEI	2
-	Solbach Markus, CAP	2
3.	Sapka Filip, DRA	1
-	Hlouch LukaS, NUC	1
-	Hrbek TomaS, DRA	1
-	KOLLMANN Filip, NUC	1
-	Rimmel Niklas Sean, CAP	1
-	Schuller Sven Helg, HEI	1
-	Sommer Thomas, HEI	1

GAMES STARTED

1.	Balboa Miguel Jorg, AST	2
-	Diaz Lezama Jose A, BOK	2
-	GARCIA TRONCOSO Ca, BOK	2
-	Hofmann Logan Kyle, HEI	2
-	Pacal LukaS, NUC	2
-	Solbach Markus, CAP	2
-	Torres Gomez Yosba, AST	2
-	VaSourek Jan, DRA	2
9.	6 Tied at	1

SACRIFICE HITS AGAINST

1.	Torres Gomez Yosba, AST	3
2.	Hofmann Logan Kyle, HEI	2
3.	Sapka Filip, DRA	1
-	Diaz Lezama Jose A, BOK	1
-	Pacal LukaS, NUC	1
-	PEREIRA TOVAR Jose, BOK	1
-	Rodriguez Wuilder, NUC	1
-	Ros Franco Roberto, AST	1

WILD PITCHES

1.	Diaz Lezama Jose A, BOK	4
2.	PEREIRA TOVAR Jose, BOK	3
3.	GOJKOVIS Kruno, BOK	2
-	Hofmann Logan Kyle, HEI	2
-	Murga Requena Sant, AST	2
-	Rimmel Niklas Sean, CAP	2
7.	8 Tied at	1

INTENTIONAL WALKS

1.	GARCIA TRONCOSO Ca, BOK	1
-	Pacal LukaS, NUC	1
-	PEREIRA TOVAR Jose, BOK	1

EARNED RUNS (min 1.7 IP/G)

1.	Schuller Sven Helg, HEI	0
2.	Rimmel Niklas Sean, CAP	1
3.	Ros Franco Roberto, AST	3
-	Solbach Markus, CAP	3
-	VaSourek Jan, DRA	3
6.	KOLLMANN Filip, NUC	4
7.	Pacal LukaS, NUC	7
-	Torres Gomez Yosba, AST	7
9.	1 Tied at	8

INNINGS PITCHED

1.	GARCIA TRONCOSO Ca, BOK	13.0
2.	Solbach Markus, CAP	12.0
3.	Torres Gomez Yosba, AST	11.1
4.	Diaz Lezama Jose A, BOK	11.0
-	Hofmann Logan Kyle, HEI	11.0
6.	KOLLMANN Filip, NUC	9.1
7.	Ros Franco Roberto, AST	8.1
8.	Schuller Sven Helg, HEI	8.0
9.	VaSourek Jan, DRA	7.2

SAVES

1.	Johnson Ryan Johan, NUC	1
-	LIEDTKE Simon Mori, HEI	1
-	Pinto Wladimir, DRA	1
-	Schuller Sven Helg, HEI	1

COMPLETE GAMES

Solbach Markus, CAP	1
---------------------	---

SACRIFICE FLIES AGAINST

1.	VaSourek Jan, DRA	2
2.	GARCIA TRONCOSO Ca, BOK	1
-	GOJKOVIS Kruno, BOK	1
-	PEREIRA TOVAR Jose, BOK	1

BALKS

1.	Diaz Lezama Jose A, BOK	1
-	Rengel Luis Miguel, DRA	1

HITS ALLOWED

1.	Diaz Lezama Jose A, BOK	16
-	Hofmann Logan Kyle, HEI	16
3.	Torres Gomez Yosba, AST	13
4.	GARCIA TRONCOSO Ca, BOK	12
-	Pacal LukaS, NUC	12
6.	Balboa Miguel Jorg, AST	11
7.	KOLLMANN Filip, NUC	10
-	Sommer Thomas, HEI	10
9.	1 Tied at	9

WALKS ALLOWED (min 1.7 IP/G)

1.	Rimmel Niklas Sean, CAP	1
-	Solbach Markus, CAP	1
-	Torres Gomez Yosba, AST	1
4.	Balboa Miguel Jorg, AST	2
-	KOLLMANN Filip, NUC	2
-	Schuller Sven Helg, HEI	2
7.	Pacal LukaS, NUC	3
-	VaSourek Jan, DRA	3
9.	Hofmann Logan Kyle, HEI	4

Fielding leaders

PUTOUTS

1. Guhring Simon Dani, HEI	37
2. BENDRIEN Maurice, CAP	33
- Donnels Tanner Mic, AST	33
- SMITH Philip Allen, BOK	33
5. TORRES FEIJOO DANI, AST	32
6. Prudil Adam, DRA	24
7. Joyce Terrell, CAP	22
8. LLEWELLYN Phildric, HEI	21
9. Johnson Ryan Johan, NUC	20

ASSISTS

1. LIEDTKE Simon Mori, HEI	19
2. Rodriguez Lopez Mi, AST	14
3. VUKMIROVIS Marin, BOK	12
4. ALCALA QUIJIJE Jor, BOK	10
- Sabacky VojtSch, NUC	10
- STEIGERT Samuel Lu, HEI	10
7. Sanchez Reyes Dani, CAP	9
8. Hajtmar Jakub, DRA	8
9. 1 Tied at	7

ERRORS

1. Sabacky VojtSch, NUC	5
2. Galicia Belenguer, AST	2
- GOJKOVIS Kruno, BOK	2
- KSivaneK Miroslav, NUC	2
- Sandrone Jacopo, AST	2
- TRACEY Max Dylan, NUC	2
7. 15 Tied at	1

CAUGHT STEALING

1. GARCIA TRONCOSO Ca, BOK	2
- TORRES FEIJOO DANI, AST	2
3. Germaine William, HEI	1
- WINKLER Jakub, DRA	1
- Zelenka Martin, NUC	1

Overall team statistics

Games 1-12

TEAM	AVG	G	AB	R	H	2B	3B	HR	RBI	TB	SLG%	BB	HP	SO	GDP	OB%	SF	SH	SB-ATT
VOITH Heidenheim Heidekoepfe (GER)	.384	4	146	50	56	14	1	9	44	99	.678	15	7	24	2	.456	3	2	7-10
Bonn Capitals (GER)	.366	3	93	36	34	10	1	4	32	58	.624	15	9	18	2	.487	2	1	5-7
BK Olimpija Karlovac (CRO)	.294	4	136	16	40	7	3	0	12	53	.390	7	2	34	7	.338	0	1	3-4
Trebič Nuclears (CZE)	.271	4	144	25	39	6	1	7	23	68	.472	15	5	42	1	.360	0	3	5-5
Draci Brno (CZE)	.238	3	80	11	19	4	0	0	8	23	.288	9	2	22	1	.330	0	3	4-5
Astros Valencia (ESP)	.191	4	131	8	25	5	0	3	7	39	.298	7	2	47	2	.243	0	1	2-2
TOTALS	.292	11	730	146	213	46	6	23	126	340	.466	68	27	187	15	.371	5	11	26-33

TEAM	ERA	W-L	SV	IP	GS	CG	SHO	H	R	ER	BB	SO	2B	3B	HR	AB	B/Avg	WP	HP	BKIBB	SHA	SFA
Bonn Capitals (GER)	2.74	3-0	0	23.0	3	1	1	18	8	7	4	37	3	0	3	87	.207	2	1	0	0	0
Trebič Nuclears (CZE)	4.63	2-2	1	35.0	4	0	0	43	28	18	7	31	9	1	7	147	.293	2	2	0	1	2
Draci Brno (CZE)	6.04	2-1	1	22.1	3	0	0	21	15	15	9	19	5	0	1	81	.259	1	5	1	0	1
VOITH Heidenheim Heidekoepfe (GER)	6.35	4-0	2	34.0	4	0	0	49	25	24	11	34	9	2	6	146	.336	4	3	0	0	2
Astros Valencia (ESP)	7.41	0-4	0	34.0	4	0	0	39	32	28	18	31	11	1	3	136	.287	4	7	0	0	4
BK Olimpija Karlovac (CRO)	8.35	0-4	0	32.1	4	0	0	43	38	30	19	35	9	2	3	133	.323	10	9	1	2	2
TOTALS	6.08	11-11	4	180.2	22	1	1	213	146	122	68	187	46	6	23	730	.292	23	27	2	3	11

TEAM	C	PO	A	E	DP	FLD%	CSB	SBA	SBA%	CI	PB
VOITH Heidenheim Heidekoepfe (GER)	148	102	44	2	4	.986	1	4	.800	0	0
Bonn Capitals (GER)	94	69	24	1	1	.989	0	1	1.000	0	0
BK Olimpija Karlovac (CRO)	156	97	53	6	3	.962	2	6	.750	0	1
Trebič Nuclears (CZE)	156	105	39	12	6	.923	1	5	.833	1	0
Draci Brno (CZE)	103	67	33	3	3	.971	1	2	.667	0	0
Astros Valencia (ESP)	147	102	39	6	4	.959	2	8	.800	0	0
TOTALS	804	542	232	30	21	.963	7	26	.788	1	1

Abbreviations

HITTING		PITCHING	
2B	Doubles	2B	Doubles allowed
3B	Triples	3B	Triples allowed
AB	At bats	AB	At bats
AVG	Batting average	B/Avg	Opponent batting average
BB	Base on balls	BB	Base on balls allowed
GDP	Grounded into double plays	BF	Batters faced
GP - GS	Games played / Games started	BK	Balk
H	Base hits	CG	Complete games
HP	Hit by pitch	ER	Earned runs allowed
HR	Home runs	ERA	Earned run average
IBB	Intentional base on balls	FO	Fly outs
KL	Strikeouts Looking	G	Games pitched
OB%	On base percentage	GO	Ground outs
R	Runs scored	GS	Game starts
RBI	Runs batted in	H	Hits allowed
SB / ATT	Stolen bases / Stolen bases attempts	HP	Hit by pitch
SF	Sacrifice flies	HR	Home runs allowed
SH	Sacrifice hits	IBB	Intentional base on balls allowed
SLG%	Slugging percentage	IP	Innings played
SO	Strikeouts	NP	Number of pitches
TB	Total bases	R	Runs allowed
		SFA	Sacrifice flies allowed
		SHA	Sacrifice hits allowed
		SO	Strikeouts
		SV	Saves
		W-L	Wins/Losses
		WP	Wild pitches
FIELDING			
A	Assists		
C	Chances		
CI	Catcher's interference		
CSB	Caught stealing (by pitcher and catcher)		
DP	Double plays participated in		
E	Errors		
FLD%	Fielding percentage		
PB	Passed balls (catcher)		
PO	Putouts		
SBA	Stolen bases allowed (pitcher and catcher)		
SBA%	Stolen bases against percentage (pitcher and catcher)		