

U-12 BASEBALL EUROPEAN CHAMPIONSHIP 2023 QUALIFIER

Daily Report #Final
Juy 8th



Final Ranking

1		Ukraine
2		Belgium
3		Poland
4		Hungary
5		Slovakia
6		Bulgaria

Officials

Technical Commission

Delegate

 Peter Brink

Commissioner

 Henk v.d. Linde


Umpire supervisor

 Tony Jones

Umpires


 Brayan O'Malley

 Chris Goldsmith (GBR)


 Dionysios Pierropoulo

 Hernan Martinez

 René Loeliger


 Yavor Andreev

Scorers

 Deyan Ganchev

 Handjiyska Gergana

 Mutafchiev Nikolay

 Ivana Dineva

Scoring Director

 Maurizio Ronchi

Roster		
	Belgium	BEL

Uniform	LegalSurname	Legal Name	Position	Bats	Throws
3	Santens	William	UTL	R	R
4	Cadiou	Louis	UTL	R	R
5	Frijns	Wout	UTL	R	R
6	Placek	Benjamin	UTL	R	R
7	Van Molle	Lowie	UTL	R	R
8	Liessens	Robbe	UTL	R	L
9	Raeymakers	Louis	UTL	R	R
11	Elsen	Jente	UTL	R	R
12	Meir	Leonnie	UTL	R	R
13	Ruggenberg	Sem	UTL	L	R
14	Verhaert	Lucas	UTL	R	R
15	Lanssens	Jamie	UTL	R	R
17	Van Den Bogaert	Rene	UTL	R	R
20	De Quint	Mil	UTL	R	R
21	Van Den Branden	Sid	UTL	R	R
22	Gravino	Virgilio	UTL	R	R
23	Ruggenberg	Mats	UTL	L	L
25	Raeymakers	Vincent	UTL	R	R
41	Calamera	Michel	Coach		
42	Verspreeet	Xander	Coach		
43	Flynn	Jamie	Manager		
45	De Quint	Dennis	Coach		
46	Ruggenberg	Chris	Coach		

Roster		
	Bulgaria	BUL

Uniform	LegalSurname	Legal Name	Position	Bats	Throws
1	Andreeva	Adriana	P, OF	R	R
2	Ganchev	Petar	P, C, SS	R	R
3	Arnaudov	Viktor	IF, OF	R	R
4	Torchanov	Andrey	P, IF	R	R
5	Georgiev	Yanislav	P, IF, OF	R	R
6	Beshkov	Alexandar	P, IF	R	R
7	Lenkov	Stefan	1B, OF	R	R
8	Petrov	Georgi	3B, OF	R	R
9	Nhrizov	Ivan	2B, OF	R	R
10	Golemanova	Nevelina	2B, OF	R	R
11	Kaloyan	Jordanov	P, IF, OF	R	R
12	Shopov	Simone	IF, OF	R	R
13	Orlinov	Georgi	IF, OF	R	R
15	Ivanov	Dimitar	P, IF, OF	R	R
19	Miladinov	Tsvetelin	P, IF, OF	R	R
20	Kolev	Erik	IF, OF	R	R
	Ganchev	Deyan	Coach		
	Lozanov	Angel	Coach		

Roster



Hungary

HUN

Uniform	LegalSurname	Legal Name	Position	Bats	Throws
1	Papp	Róbert	P, C, IF	R	R
2	Farkas	Gábor	P, IF, OF	R	R
4	Sum	Benedek	P, SS	R	R
5	Deák Farkas	Tamás	IF, OF	R	R
7	Vastag Mora	Adalberto Rafael	P, C, IF	R	R
8	Fekete	Kornél	P, IF	R	R
10	Franceschi	Mauricio	UTL	R	R
19	Striczky	Marcell	OF	R	R
34	Markó	Vince	2B, IF	L	L
40	Kenyeres	András	C, IF	R	R
41	Rác	Normann	IF, OF	R	R
52	Fekete	Kolos	UTL	R	R
	Birinyi	Miklós	Coach		
	GOÓR	Norbert	Coach		
	Fekete	Csaba	Manager		

Roster

	Poland	POL
---	---------------	------------

Uniform	Legal Surname	Legal Name	Position	Bats	Throws
1	Kiszka	Jan	P, SS	R	R
3	Wilk	Dominik	P, 2B	R	R
4	Dzikolowski	Tymoteusz	UTL	R	R
5	Skrzymowski	Jan	P, UTL	R	R
6	Gryglak	Oskar	P, IF	R	R
7	Bara	Gabriel	P, UTL	R	R
8	Pierchała	Dawid	P, 1B	R	R
9	Skarżycki	Dawid	P, 1B	L	L
10	Misiak	Krzysztof	P, IF	R	R
11	Perry	Ray	P, UTL	R	R
12	Lewicki	Szymon	P, UTL	R	R
13	Dadacz	Michał	P, C, 1B	L	L
14	Deda	Jerzy	P, C	R	R
15	Tarka	Igor	P, IF	R	R
17	Kopeć	Oskar	P, UTL	R	R
20	Rogowiec	Tomasz	P, UTL	R	R
	Pietrzak	Andrzej	3B Coach		
	PRYPUTNEVICH	ANTON	1B Coach		
	Tur	Łukasz	Manager		

Roster		
	Slovakia	SVK

Uniform	Legal Surname	Legal Name	Position	Bats	Throws
1	Panák	Ryan Tomas	2B, SS	R	R
2	Daniš	Mathias	P	R	R
3	Mišák	Jakub	2B, SS	R	R
4	BETYÁR	Tomáš	P, 2B	R	R
6	Serdel	Adam	P	R	R
7	Zvonár	Tomáš	P, IF	L	R
8	TURINIČ	Damian	2B, SS	R	R
9	TIETZ	Patrik	P, 3B, SS	R	R
10	Vachula	Jakub	P, OF	R	L
11	Kotlárík	Ondrej	P, 1B	L	L
12	Gašparík	Pavol	P, 2B, SS	R	R
13	Pardavý	Richard	P, OF	L	R
14	Miko	Jakub	P, C, SS	R	R
15	Benák	Jerguš	P, C, 2B, SS	R	R
16	Zambojová	Liliana	P, 1B, OF	R	R
17	Bíla	Mia Alexandra	3B	L	R
18	ANDRIĆ	Matija	P, IF	R	R
19	Hečko	Gabriel	P, 1B	R	R
20	Binovec	Lukáš	P, 1B	R	R
21	Földes	Júlia	3B, SS	R	R
23	Tietz	Ján	Coach		
24	Sitár	Jaroslav	Coach		
25	Miko	Matúš	Manager		

Roster


	Ukraine	UKR
---	----------------	------------

Uniform	LegalSurname	Legal Name	Position	Bats	Throws
1	NOVAK	ANDRII	IF, OF	L	L
3	BURKENIA	ARYSTARKH	OF	R	R
5	POLIARSKYI	OLEKSII	IF	R	R
7	TATARCHENKO	YEHOR	IF	R	R
9	TKACHENKO	TYKHON	IF, OF	R	R
10	AFONIN	ARTEM	OF	R	R
11	HUTKOVSKYI	BOHDAN	IF	R	R
13	VASIUK	ANDRII	IF	R	R
15	BONDAR	VOLODYMYR	OF	L	L
16	BEZUHLYI	MARK	OF	R	R
18	MAKSYMENKO	ILLIA	IF	R	R
20	PLAKHTIENKO	DANYLO	IF	R	R
22	BOIKO	OLEKSANDR	UTL	R	R
23	TUSHYN	YEHOR	OF	R	R
24	Abbiazov	Nizar	UTL	R	R
	Limarenko	Dmytro	Coach		
	Lopata	Roman	Vice Manager		
	Poliakov	Yevhenii	1B Coach		
	STEPANIUK	ANDRII	Pitching coach		
	Tkachenko	Yevhenii	Manager		

Teams



Belgium

 Bulgaria (BUL)



Hungary

 Poland (POL)



Slovakia (SVK)

 Ukraine






Schedule and Results

Game	At time	Ballpark	Pool	Home team	Visiting team	Final Score	Inn
Monday 3rd July							
1	11:00	Oktomvori	A	 Hungary	 Poland	13-23	5
2	14:00	Oktomvori	A	 Slovakia	 Ukraine	12-1	5
3	18:00	Oktomvori	A	 Bulgaria	 Belgium	2-32	3
Tuesday 4th July							
4	11:00	Oktomvori	A	 Belgium	 Hungary	16-6	5
5	14:00	Oktomvori	A	 Poland	 Slovakia	6-2	5
6	18:00	Oktomvori	A	 Ukraine	 Bulgaria	17-0	4
Wednesday 5th July							
7	11:00	Oktomvori	A	 Hungary	 Ukraine	4-21	5
8	14:00	Oktomvori	A	 Belgium	 Poland	13-3	5
9	18:00	Oktomvori	A	 Bulgaria	 Slovakia	1-14	5
Thursday 6th July							
10	11:00	Oktomvori	A	 Ukraine	 Belgium	5-4	
11	14:00	Oktomvori	A	 Slovakia	 Hungary	11-19	
12	18:00	Oktomvori	A	 Bulgaria	 Poland	5-20	4
Friday 7th July							
13	11:00	Oktomvori	A	 Belgium	 Slovakia	18-1	4
14	14:00	Oktomvori	A	 Poland	 Ukraine	3-5	
15	18:00	Oktomvori	A	 Hungary	 Bulgaria	22-3	4
Saturday 8th July							
16	11:00	Oktomvori	F	 Ukraine	 Belgium	13-2	5

QUALIFIER GAME -----1ST - 2ND

In each game the home team is named first

Standing

Pos	Team	GP	WO	LO	AVG	GB
1	 Ukraine	5	5	0	1.000	0
2	 Belgium	5	4	1	800	1
2	 Poland	5	3	2	600	2
4	 Hungary	5	2	3	400	3
4	 Slovakia	5	1	4	200	4
6	 Bulgaria	5	0	5	0	5

Teams tied appear in alphabetical order until the end of each round

Game Summary 1

Hungary - Poland
13 - 23

Poland 23, Hungary 13 - Composite Box Score
Jul 03, 2023 at Sofia (BUL) (Oktomvri)

Poland.....0(10)4 27 - 23 18 5
Hungary.....23 0 71 - 13 8 10

Poland 23

PLAYER	AB	R	H	BI	2B	3B	HR	BB	SB	CS	HP	SH	SF	SO	IBB	KL	GDP	PO	A	E
KISZKA Jan ss	2	1	1	1	0	0	0	1	0	0	1	0	0	1	0	1	0	0	1	2
ROGOWIEC Tomasz ph/ss	1	1	0	1	0	0	0	0	1	0	0	0	0	0	0	0	0	0	0	0
GRYGLAK Oskar 2b/p	3	3	1	2	0	0	0	2	0	0	0	0	0	2	0	0	0	0	0	1
SKARZYCKI Dawid p/lb	4	1	1	0	0	0	0	0	0	0	1	0	0	2	0	0	0	1	0	1
PERRY Ray rf	5	4	3	2	1	1	0	0	0	0	0	0	0	1	0	0	0	0	0	0
DEDA Jerzy cf	5	4	4	5	1	2	0	0	2	0	0	0	0	0	0	0	0	0	1	0
DADACZ Michaś c	4	2	1	1	0	0	0	1	1	0	0	0	0	3	0	3	0	5	2	1
KOPES Oskar lf	5	3	2	1	0	0	0	0	0	0	0	0	0	1	0	0	0	1	0	0
TARKA Igor 3b	5	3	5	2	1	0	1	0	2	0	0	0	0	0	0	0	0	0	6	0
PIERCHASA Dawid 1b	0	1	0	0	0	0	0	3	0	0	0	0	0	0	0	0	0	2	1	0
WILK Dominik 2b	2	0	0	0	0	0	0	0	0	0	0	0	0	2	0	2	0	0	0	0
SKRZYMOWSKI Jan 2b	0	0	0	0	0	0	0	0	0	0	0	0	0	0	0	0	0	0	0	0
Totals	36	23	18	15	3	3	1	7	6	0	2	0	0	12	0	6	0	15	5	5

Hungary 13

PLAYER	AB	R	H	BI	2B	3B	HR	BB	SB	CS	HP	SH	SF	SO	IBB	KL	GDP	PO	A	E
SUM Benedek ss/3b/p/ss/lb	3	2	2	1	0	0	0	0	1	0	1	0	0	0	0	0	0	0	0	5
KENYERES Andras 3b/cf/3b	3	2	1	0	0	0	0	0	1	0	1	0	0	1	0	0	0	0	0	1
PAPP Robert p/c	2	2	1	2	0	1	0	2	1	0	0	0	0	0	0	0	0	9	1	1
STRICZKY Marcell lf	2	0	0	0	0	0	0	2	0	0	0	0	0	1	0	1	0	0	0	0
FEKETE Kornel lb/p	3	1	1	1	0	0	1	0	0	0	0	0	0	1	0	1	0	2	0	0
VASTAG MORA Adalbert c/ss/p/ss	3	2	1	0	0	0	0	0	0	0	0	0	0	0	0	0	0	3	1	1
DEak FARKAS Tamas rf	0	0	0	0	0	0	0	0	0	0	0	0	0	0	0	0	0	0	0	1
FEKETE Kolos rf	1	0	0	0	0	0	0	0	0	0	0	0	0	0	0	0	0	0	0	0
FRANCESCHI Mauricio ph/rf	2	0	0	0	0	0	0	0	0	0	0	0	0	1	0	0	0	0	0	0
FARKAS Gabor cf/p/cf	2	2	1	0	0	1	0	1	0	0	0	0	0	0	0	0	0	0	0	1
MARKo Vince 2b	2	2	1	1	0	0	0	0	0	0	1	0	0	0	0	0	0	1	0	0
Totals	23	13	8	5	1	2	0	6	3	0	3	0	0	4	0	2	0	15	2	10

Poland	IP	H	R	ER	BB	SO	WP	HP	BK	IBB	SH	SF	2B	3B	HR	AB	BF	FO	GO	NP
SKARZYCKI Dawid W,1-0	3.0	1	5	0	3	1	1	3	0	0	0	0	0	0	0	11	17	5	2	59
GRYGLAK Oskar SV,1	2.0	7	8	6	3	3	2	0	0	0	0	0	1	2	0	12	15	0	1	53

Hungary	IP	H	R	ER	BB	SO	WP	HP	BK	IBB	SH	SF	2B	3B	HR	AB	BF	FO	GO	NP
PAPP Robert L,0-1	1.2	6	9	2	2	4	1	2	0	0	0	0	1	1	0	12	16	0	1	65
FARKAS Gabor	1.0	5	5	2	3	3	0	0	0	0	0	0	1	1	8	11	0	0	43	
SUM Benedek	0.1	0	0	0	1	1	0	0	0	0	0	0	0	0	1	2	0	0	9	
VASTAG MORA Adalbert	1.2	5	7	1	1	3	0	0	0	0	0	0	2	1	0	11	12	1	1	44
FEKETE Kornel	0.1	2	2	0	0	1	1	0	0	0	0	0	0	0	4	4	0	0	16	

Umpires: HP-René LOELIGER (SUI), 1B-Yavor Andreev (BUL)
Scorers: Nikolay Mutafchiev (BUL), Gergana Handjiyska (BUL)
TC: Henk Van Der Linde (NED), Peter Brink (NED)
Start: 11:03 Time: 2:26 Attendance: 50 Weather: Clear, 21c
Game Notes: None

Game Summary 2

	Slovakia - Ukraine 1 – 12	
---	--	---

Ukraine 12, Slovakia 1 - Composite Box Score
 Jul 03, 2023 at Sofia (BUL) (Oktomvri)

 Ukraine.....024 42 - 12 10 1
 Slovakia.....000 10 - 1 2 4

Ukraine 12

PLAYER	AB	R	H	BI	2B	3B	HR	BB	SB	CS	HP	SH	SF	SO	IBB	KL	GDP	PO	A	E
MAKSYMENKO ILLIA rf	4	0	1	2	0	0	0	0	0	0	0	0	0	1	0	1	0	0	0	0
PLAKHTIENKO DANYLO rf	0	0	0	0	0	0	0	0	0	0	0	0	0	0	0	0	0	0	0	1
NOVAK ANDRII cf	3	1	1	0	0	0	0	0	1	0	0	0	0	0	0	0	0	1	0	0
TATARCHENKO YEHOR p/lb	2	2	0	0	0	0	0	2	0	0	0	0	0	1	0	1	0	1	0	0
VASIUK ANDRII lb/p	2	3	0	0	0	0	0	2	0	0	0	0	0	0	0	0	0	1	1	0
BEZUHLYI MARK 3b	3	2	3	2	1	0	0	1	0	0	0	0	0	0	0	0	0	0	1	0
HUTKOVSKYI BOHDAN ss	3	2	2	3	1	1	0	1	0	0	0	0	0	1	0	0	0	0	0	0
POLIARSKYI OLEKSII lf	2	2	1	1	0	0	0	0	0	2	0	0	0	0	0	0	0	0	0	0
AFONIN ARTEM c	3	0	2	1	1	0	0	0	0	0	0	0	0	0	0	0	0	12	0	0
TKACHENKO TYKHON 2b	2	0	0	0	0	0	0	1	0	0	0	0	0	0	0	0	0	0	0	0
Totals	24	12	10	9	3	1	0	7	1	0	2	0	0	3	0	2	0	15	2	1

Slovakia 1

PLAYER	AB	R	H	BI	2B	3B	HR	BB	SB	CS	HP	SH	SF	SO	IBB	KL	GDP	PO	A	E
TIETZ Patrik ss	2	0	0	0	0	0	0	0	0	0	0	0	0	2	0	1	0	0	0	1
ZAMBOJOVA Liliana p/p	0	0	0	0	0	0	0	0	0	0	0	0	0	0	0	0	0	0	0	0
DANIS Mathias p	0	0	0	0	0	0	0	0	0	0	0	0	0	0	0	0	0	0	0	0
KOTLARIK Ondrej lb	2	1	1	0	0	0	0	0	0	0	0	0	0	0	0	0	0	5	1	1
HESKO Gabriel rf	2	0	0	0	0	0	0	0	0	0	0	0	0	1	0	1	0	1	0	0
MISAK Jakub rf	0	0	0	0	0	0	0	0	0	0	0	0	0	0	0	0	0	0	0	0
ANDRIS Matija p/ss	2	0	0	1	0	0	0	0	0	0	0	0	0	1	0	0	0	2	3	0
BINOVEC LukaS cf	1	0	0	0	0	0	0	0	0	0	0	0	0	1	0	0	0	0	1	1
SERDEL Adam cf	1	0	0	0	0	0	0	0	0	0	0	0	0	1	0	0	0	0	0	0
MIKO Jakub c	2	0	0	0	0	0	0	0	0	0	0	0	0	2	0	1	0	4	0	1
BENAK Jergus 2b	1	0	0	0	0	0	0	0	0	0	0	0	0	1	0	0	0	1	2	0
PANAK Ryan 2b	1	0	0	0	0	0	0	0	0	0	0	0	0	1	0	0	0	1	0	0
GASPARIK Pavol 3b	1	0	0	0	0	0	0	0	0	0	0	0	0	1	0	1	0	1	0	0
TURINIS Damian ph	1	0	0	0	0	0	0	0	0	0	0	0	0	1	0	0	0	0	0	0
PARDAVY Richard lf	1	0	1	0	0	0	0	0	0	0	0	0	0	0	0	0	0	0	0	0
Totals	17	1	2	1	0	0	0	0	0	0	0	0	0	12	0	4	0	15	7	4

Ukraine	IP	H	R	ER	BB	SO	WP	HP	BK	IBB	SH	SF	2B	3B	HR	AB	BF	FO	GO	NP
TATARCHENKO YEHOR W,1-0	3.0	1	0	0	0	7	0	0	0	0	0	0	0	0	0	10	10	1	1	40
VASIUK ANDRII SV,1	2.0	1	1	0	0	5	0	0	0	0	0	0	0	0	0	7	7	0	1	26

Slovakia	IP	H	R	ER	BB	SO	WP	HP	BK	IBB	SH	SF	2B	3B	HR	AB	BF	FO	GO	NP
ANDRIS Matija L,0-1	3.0	4	6	4	3	2	3	2	0	0	0	0	0	0	0	12	18	2	4	61
ZAMBOJOVA Liliana	1.0	4	4	4	3	1	0	0	0	0	0	0	2	1	0	7	10	1	1	31
DANIS Mathias	1.0	2	2	1	1	0	0	0	0	0	0	0	1	0	0	5	6	1	1	20

Umpires: HP-Chris Goldsmith (GBR), 1B-Dino Pierropoulos (GRE)
 Scorers: Gergana Handjiyska (BUL), Nikolay Mutafchiev (BUL)
 TC: Peter Brink (NED), Henk Van Der Linde (NED)
 Start: 14:14 Time: 1:33 Attendance: 35 Weather: Clear, 24c
 Game Notes: None

Game Summary 3

	Bulgaria - Belgium 2 – 31	
---	--	---

Belgium 31, Bulgaria 2 - Composite Box Score
Jul 03, 2023 at Sofia (BUL) (Oktomvri)

Belgium.....(15)(15)1 - 31 19 2
Bulgaria.....0 0 2 - 2 2 9

Belgium 31

PLAYER	AB	R	H	BI	2B	3B	HR	BB	SB	CS	HP	SH	SF	SO	IBB	KL	GDP	PO	A	E
RUGGENBERG Mats lb	3	3	1	1	0	1	0	1	0	0	0	0	0	0	0	0	0	1	0	0
RAEYMAKERS Louis ph/cf	1	0	0	0	0	0	0	1	0	0	0	0	0	0	0	0	0	0	0	0
DE QUINT Mil ss	4	3	2	4	0	0	0	0	0	0	0	0	0	0	0	0	0	1	1	0
VAN MOLLE Lowie ph/rf	1	0	1	1	0	0	0	0	0	0	0	0	0	0	0	0	0	0	0	0
RAEYMAKERS Vincent p	2	4	2	0	0	0	0	2	0	0	0	0	0	0	0	0	0	0	0	0
LIESSENS Robbe ph/lf/p	1	0	0	0	0	0	0	0	0	0	0	0	0	0	0	0	0	0	0	0
VAN DEN BRANDEN Sid lf	1	1	1	1	0	0	0	1	0	0	0	0	0	0	0	0	0	0	0	0
SANTENS William pr/lf/p/lf	1	3	0	0	0	0	0	2	0	0	0	0	0	0	0	0	0	0	0	1
VAN DEN BOGAERT Rene 3b/ss	3	2	1	2	1	0	0	2	0	0	0	0	1	0	0	0	0	0	0	1
RUGGENBERG Sem c	3	3	1	2	0	0	0	0	0	0	0	0	0	0	0	0	0	1	0	0
CADIOU Louis ph/c	2	2	2	1	0	1	0	0	0	0	0	0	0	0	0	0	0	4	0	0
MEIR Leonnie rf	3	2	3	2	1	0	0	0	0	0	0	0	0	0	0	0	0	0	0	0
LANSSSENS Jamie pr/lb	2	2	2	2	0	1	0	0	0	0	0	0	0	0	0	0	0	1	0	0
FRIJNS Wout 2b	3	1	1	1	0	0	0	0	0	0	0	0	0	0	0	0	0	0	1	0
VERHAERT Lucas pr/3b	1	2	1	1	0	0	0	1	0	0	0	0	0	0	0	0	0	1	0	0
PLACEK Benjamin cf	1	2	1	1	0	0	0	2	0	0	0	0	0	0	0	0	0	0	0	0
GRAVINO Virgilio ph/2b	1	1	0	0	0	0	0	0	0	1	0	0	0	0	0	0	0	0	1	0
Totals	33	31	19	19	2	3	0	12	0	0	1	0	0	1	0	0	0	9	3	2

Bulgaria 2

PLAYER	AB	R	H	BI	2B	3B	HR	BB	SB	CS	HP	SH	SF	SO	IBB	KL	GDP	PO	A	E
TORCHANOV Andrey 2b	0	0	0	0	0	0	0	1	0	0	0	0	0	0	0	0	0	0	2	1
ARNAUDOV Viktor 2b	1	0	0	0	0	0	0	0	0	0	0	0	0	1	0	0	0	0	0	0
GOLEMANOVA Nevelina rf	2	0	0	0	0	0	0	0	0	0	0	0	0	1	0	0	0	0	0	1
GEORGIEV Yanislav p/ss	0	1	0	0	0	0	0	2	0	0	0	0	0	0	0	0	0	3	1	1
GANCHEV Petar c	2	1	0	0	0	0	0	0	0	0	0	0	0	0	0	1	1	1	0	1
BESHKOV Alexandar 3b/p	1	0	0	0	0	0	0	1	0	0	0	0	0	1	0	0	0	0	1	2
LENKOV Stefan lb	1	0	1	2	0	0	0	1	0	0	0	0	0	0	0	0	0	4	0	0
ORLINOV Georgi ss/lf	1	0	1	0	0	0	0	0	0	0	0	0	0	0	0	0	0	1	0	2
MILADINOV Tsvetelin 3b	1	0	0	0	0	0	0	0	0	0	0	0	0	1	0	1	0	0	0	0
SHOPOV Simone cf	1	0	0	0	0	0	0	0	0	0	0	0	0	0	0	0	0	0	0	0
ANDREEVA Adriana lf/p	1	0	0	0	0	0	0	0	0	0	0	0	0	1	0	1	0	0	0	0
PETROV Georgi p/lf	0	0	0	0	0	0	0	0	0	0	0	0	0	0	0	0	0	0	0	1
Totals	11	2	2	2	0	0	0	5	0	0	0	0	0	5	0	2	1	9	4	9

Belgium	IP	H	R	ER	BB	SO	WP	HP	BK	IBB	SH	SF	2B	3B	HR	AB	BF	FO	GO	NP
RAEYMAKERS Vincent	1.0	0	0	0	2	1	0	0	0	0	0	0	0	0	0	2	4	0	1	18
SANTENS William W,1-0	1.0	1	0	0	1	2	0	0	0	0	0	0	0	0	0	4	5	0	1	19
LIESSENS Robbe	1.0	1	2	2	2	2	1	0	0	0	0	0	0	0	0	5	7	1	1	25

Bulgaria	IP	H	R	ER	BB	SO	WP	HP	BK	IBB	SH	SF	2B	3B	HR	AB	BF	FO	GO	NP
GEORGIEV Yanislav L,0-1	1.0	8	15	7	4	1	3	0	0	0	0	0	1	1	0	15	19	1	1	71
ANDREEVA Adriana	1.0	8	15	15	8	0	8	1	0	0	0	0	1	1	0	11	20	1	2	70
BESHKOV Alexandar	1.0	3	1	1	0	0	0	0	0	0	0	0	0	1	0	7	7	1	2	17

Umpires: HP-Hernan Martinez (SWE), 1B-Brayan O'Malley (USA)
Scorers: Nikolay Mutafchiev (BUL), Gergana Handjiyska (BUL)
TC: Henk Van Der Linde (NED), Peter Brink (NED)
Start: 18:14 Time: 1:32 Attendance: 150 Weather: Partly cloudy, 25c
Game Notes: None

Game Summary 4



Belgium - Hungary
16 - 6



Belgium 16, Hungary 6 - Composite Box Score
Jul 04, 2023 at Sofia (BUL) (Oktomvri)

Hungary.....201 03 - 6 7 3
Belgium.....331 36 - 16 12 4

Hungary 6

PLAYER	AB	R	H	BI	2B	3B	HR	BB	SB	CS	HP	SH	SF	SO	IBB	KL	GDP	PO	A	E
SUM Benedek cf/c	4	1	2	2	0	0	0	0	1	0	0	0	0	0	0	0	0	1	0	0
KENYERES Andras c/p	4	0	1	0	0	0	0	0	0	1	0	0	0	1	0	0	0	1	0	0
PAPP Robert ss	3	2	2	1	1	0	0	0	0	0	0	0	0	1	0	1	0	0	1	2
FARKAS Gabor 3b	2	1	1	1	0	0	0	0	0	0	1	0	0	0	0	0	0	2	0	0
VASTAG MORA Adalbert 2b	3	0	1	1	0	0	0	0	0	0	0	0	0	0	0	0	0	1	4	0
FEKETE Kornel 1b	2	1	0	1	0	0	0	1	0	0	0	0	0	1	0	0	0	7	0	0
STRICZKY Marcell lf/p/cf	2	0	0	0	0	0	0	0	0	1	0	0	1	0	1	0	0	0	0	0
DEak FARKAS Tamas rf	2	1	0	0	0	0	0	1	1	0	0	0	0	0	0	0	0	0	0	0
MARKo Vince p/lf	2	0	0	0	0	0	0	1	0	0	0	0	0	1	0	0	0	1	1	1
Totals	24	6	7	6	2	0	0	3	2	1	2	0	0	5	0	2	0	13	6	3

Belgium 16

PLAYER	AB	R	H	BI	2B	3B	HR	BB	SB	CS	HP	SH	SF	SO	IBB	KL	GDP	PO	A	E
RUGGENBERG Mats lb/p/cf	3	2	1	1	0	0	0	1	2	0	0	0	0	0	0	0	0	2	1	0
DE QUINT Mil 3b/ss	3	2	1	1	0	0	1	1	0	0	0	0	0	0	0	0	0	3	1	1
RAEYMAKERS Vincent lf	1	1	0	0	0	0	0	1	0	0	0	0	0	0	0	0	0	0	0	1
VAN DEN BOGAERT Rene ph/3b	2	0	0	0	0	0	0	0	0	0	0	0	0	1	0	1	0	0	0	0
VAN DEN BRANDEN Sid c	2	2	2	1	0	0	0	1	1	0	0	0	0	0	0	0	0	5	1	0
CADIOU Louis rf	1	1	1	0	0	0	0	0	0	0	0	0	0	0	0	0	0	0	0	0
RUGGENBERG Sem rf/c	3	2	1	2	0	0	0	0	0	0	1	0	0	0	0	0	0	1	0	0
MEIR Leonnie ss/p	3	2	2	3	1	0	0	0	0	0	1	0	0	0	0	0	0	1	1	1
PLACEK Benjamin cf/lf	3	1	2	0	0	0	0	0	0	0	0	0	0	0	0	0	0	1	0	0
VAN MOLLE Lowie ph	0	1	0	1	0	0	0	1	0	0	0	0	0	0	0	0	0	0	0	0
ELSEN Jente p	1	0	0	0	0	0	0	0	0	0	0	0	0	0	0	0	0	0	0	1
LANSENS Jamie 1b	1	1	0	1	0	0	0	1	0	0	1	0	0	0	0	0	0	2	0	0
FRIJNS Wout 2b	2	1	1	1	0	0	0	1	0	0	0	0	0	0	0	0	0	0	2	0
RAEYMAKERS Louis ph	1	0	1	3	0	1	0	0	0	0	0	0	0	0	0	0	0	0	0	0
Totals	26	16	12	14	1	1	1	7	3	0	3	0	0	1	0	1	0	15	6	4

Hungary	IP	H	R	ER	BB	SO	WP	HP	BK	IBB	SH	SF	2B	3B	HR	AB	BF	FO	GO	NP
MARKo Vince L,0-1	3.2	8	10	8	4	0	3	2	0	0	0	0	1	0	0	20	26	4	7	81
STRICZKY Marcell	0.2	3	4	4	1	1	1	1	0	0	0	0	0	0	1	5	7	1	0	26
KENYERES Andras	0.0	1	2	2	2	0	0	0	0	0	0	0	0	1	0	1	3	0	0	12

Belgium	IP	H	R	ER	BB	SO	WP	HP	BK	IBB	SH	SF	2B	3B	HR	AB	BF	FO	GO	NP
ELSEN Jente	2.1	5	3	3	2	2	1	1	0	0	0	0	1	0	0	12	15	2	2	52
RUGGENBERG Mats W,1-0	1.2	0	0	0	0	3	1	0	0	0	0	0	0	0	0	6	6	1	1	26
MEIR Leonnie	1.0	2	3	1	1	0	1	1	0	0	0	0	1	0	0	6	8	1	2	27

Umpires: HP-Brayan O'Malley (USA), 1B-René LOELIGER (SUI)
Scorers: Nikolay Mutafchiev (BUL), Maurizio Ronchi (ITA)
TC: Peter Brink (NED), Henk Van Der Linde (NED)
Start: 11:08 Time: 2:12 Attendance: 80 Weather: Clear, 23c
Game Notes: None

Game Summary 5

Poland - Slovakia
6 - 2

Poland 6, Slovakia 2 - Composite Box Score
Jul 04, 2023 at Sofia (BUL) (Oktomvri)

Slovakia.....001 010 - 2 4 2
Poland.....005 01X - 6 6 3

Slovakia 2

PLAYER	AB	R	H	BI	2B	3B	HR	BB	SB	CS	HP	SH	SF	SO	IBB	KL	GDP	PO	A	E
SERDEL Adam cf	2	0	0	0	0	0	0	0	0	0	0	0	0	1	0	0	0	0	0	0
BETYAR TomaS p/p	1	0	0	0	0	0	0	0	0	0	0	0	0	1	0	1	0	0	0	0
BINOVEC LukaS p/p	1	0	0	0	0	0	0	0	0	0	0	0	0	1	0	0	0	0	0	0
TIETZ Patrik 3b	0	0	0	0	0	0	0	2	0	0	0	0	0	0	0	0	0	1	1	1
BENaK JerguS 3b	1	0	0	0	0	0	0	0	0	0	0	0	0	1	0	0	0	1	0	0
MIKO Jakub c	2	1	0	0	0	0	0	1	0	0	0	0	0	0	0	0	0	3	1	0
GASPARiK Pavol c	0	0	0	0	0	0	0	0	0	0	0	0	0	0	0	0	0	2	0	0
KOTLaRIK Ondrej p/lb	2	0	1	0	0	0	0	1	0	0	0	0	0	0	0	0	0	2	2	0
ANDRIS Matija ss	3	0	1	1	0	0	0	0	0	0	0	0	0	0	0	0	0	0	0	1
HESKO Gabriel lb/cf	3	0	0	0	0	0	0	0	0	0	0	0	0	1	0	0	0	3	0	0
PARDAVy Richard lf	3	0	1	0	0	0	0	0	0	0	0	0	0	1	0	0	0	1	1	0
MISaK Jakub 2b	2	0	0	0	0	0	0	0	0	0	0	0	0	1	0	1	0	2	1	0
TURINIS Damian 2b	1	0	0	0	0	0	0	0	0	0	0	0	0	0	0	0	0	0	0	0
ZVONaR TomaS rf	2	1	1	0	1	0	0	1	0	0	0	0	0	1	0	1	0	0	0	1
Totals	23	2	4	1	1	0	0	5	0	0	0	0	0	8	0	3	0	15	7	2

Poland 6



PLAYER	AB	R	H	BI	2B	3B	HR	BB	SB	CS	HP	SH	SF	SO	IBB	KL	GDP	PO	A	E
GRYGLAK Oskar 2b	1	1	0	0	0	0	0	2	1	0	0	0	0	1	0	0	0	1	3	0
PERRY Ray rf	3	1	0	0	0	0	0	0	1	0	0	0	0	0	0	0	0	0	1	0
DEDA Jerzy c	3	0	1	0	1	0	0	0	1	0	0	0	0	1	0	0	0	9	0	1
TARKA Igor 3b	3	1	1	0	0	0	0	0	0	0	0	0	0	0	0	0	0	1	0	0
SKARSYCKI Dawid lb	2	2	1	3	0	0	1	1	0	0	0	0	0	0	0	0	0	5	0	0
ROGOWIEC Tomasz ss/p	3	0	0	0	0	0	0	0	0	0	0	0	0	2	0	1	0	0	1	1
KOPES Oskar lf	3	1	3	1	1	0	0	0	3	0	0	0	0	0	0	0	0	0	0	0
SKRZYMOWSKI Jan cf/p/ss	1	0	0	0	0	0	0	2	1	0	0	0	0	1	0	1	0	2	1	0
DADACZ MichaS p/cf	2	0	0	0	0	0	0	0	0	0	0	0	0	1	0	0	0	0	1	1
Totals	21	6	6	4	2	0	1	5	7	0	0	0	0	6	0	2	0	18	7	3

Slovakia	IP	H	R	ER	BB	SO	WP	HP	BK	IBB	SH	SF	2B	3B	HR	AB	BF	FO	GO	NP
KOTLaRIK Ondrej L,0-1	2.1	3	4	3	3	2	1	0	0	0	0	0	0	0	1	11	14	0	5	52
BETYAR TomaS	1.2	2	1	0	1	2	0	0	0	0	0	0	2	0	0	6	7	2	0	21
BINOVEC LukaS	1.0	1	1	1	1	2	1	0	0	0	0	0	0	0	0	4	5	1	0	19

Poland	IP	H	R	ER	BB	SO	WP	HP	BK	IBB	SH	SF	2B	3B	HR	AB	BF	FO	GO	NP
DADACZ MichaS W,1-0	3.2	2	1	1	3	3	0	0	0	0	0	0	1	0	0	15	18	3	6	59
SKRZYMOWSKI Jan	1.0	1	1	1	2	2	1	0	0	0	0	0	0	0	0	3	5	0	0	31
ROGOWIEC Tomasz SV,1	1.1	1	0	0	0	3	1	0	0	0	0	0	0	0	0	5	5	0	1	24

Umpires: HP-Yavor Andreev (BUL), 1B-Hernan Martinez (SWE)
Scorers: Nikolay Mutafchiev (BUL), Maurizio Ronchi (ITA)
TC: Henk Van Der Linde (NED), Peter Brink (NED)
Start: 14:04 Time: 1:53 Attendance: 75 Weather: Clear, 27c
Game Notes: None

Game Summary 6

	Ukraine - Bulgaria 17 - 0	
---	--	---

Ukraine 17, Bulgaria 0 - Composite Box Score
Jul 04, 2023 at Sofia (BUL) (Oktomvri)

Bulgaria.....00 0 0 - 0 1 5
Ukraine.....1(11)5 X - 17 7 2

Bulgaria 0

PLAYER	AB	R	H	BI	2B	3B	HR	BB	SB	CS	HP	SH	SF	SO	IBB	KL	GDP	PO	A	E
PETROV Georgi cf	2	0	0	0	0	0	0	0	0	0	0	0	0	2	0	1	0	0	0	1
ANDREEVA Adriana cf	0	0	0	0	0	0	0	0	0	0	0	0	0	0	0	0	0	0	0	0
IVANOV Dimitar p/lb	2	0	0	0	0	0	0	0	0	0	0	0	0	2	0	2	0	0	0	0
GEORGIEV Yanislav ss	2	0	0	0	0	0	0	0	0	0	0	0	0	1	0	1	0	2	2	0
GANCHEV Petar c	2	0	1	0	1	0	0	0	0	0	0	0	0	0	0	0	0	4	1	0
BESHKOV Alexandar 2b	2	0	0	0	0	0	0	0	0	0	0	0	0	1	0	0	0	1	0	1
ARNAUDOV Viktor lf	0	0	0	0	0	0	0	1	0	0	1	0	0	0	0	0	0	0	0	0
MILADINOV Tsvetelin 3b	2	0	0	0	0	0	0	0	0	0	0	0	0	2	0	1	0	0	0	1
NIHRIZOV Ivan rf	2	0	0	0	0	0	0	0	0	0	0	0	0	1	0	1	0	0	0	0
KOLEV Erik lb	1	0	0	0	0	0	0	0	0	0	0	0	0	1	0	0	0	2	0	2
LENKOV Stefan p/p	0	0	0	0	0	0	0	0	0	0	0	0	0	0	0	0	0	0	0	0
Totals	15	0	1	0	1	0	0	1	0	0	1	0	0	10	0	6	0	9	3	5

Ukraine 17

PLAYER	AB	R	H	BI	2B	3B	HR	BB	SB	CS	HP	SH	SF	SO	IBB	KL	GDP	PO	A	E
HUTKOVSKIY BOHDAN p/ss	4	2	2	3	0	1	0	0	0	0	0	0	0	2	0	0	0	0	0	0
NOVAK ANDRII cf	4	2	1	1	0	1	0	0	0	0	0	0	0	0	0	0	0	0	0	1
TATARCHENKO YEHOH 1b	2	1	0	0	0	0	0	0	0	0	0	0	0	2	0	2	0	0	0	0
BONDAR VOLODYMYR ph/lb	1	1	1	0	0	0	0	0	0	0	0	0	0	0	0	0	0	0	0	0
VASIUK ANDRII lf	0	1	0	0	0	0	0	2	1	0	0	0	0	0	0	0	0	0	0	0
PLAKHTIENKO DANYLO ph/lf	1	0	0	0	0	0	0	0	0	0	0	0	0	0	0	0	0	0	0	0
BEZUHLIY MARK 3b	2	0	0	1	0	0	0	0	0	0	0	0	0	0	0	0	0	0	0	0
TUSHYN YEHOH ph/3b	1	0	0	0	0	0	0	0	0	0	0	0	0	1	0	1	0	0	0	0
MAKSYMENKO ILLIA rf	1	2	0	0	0	0	0	2	0	0	0	0	0	0	0	0	0	1	0	0
POLIARSKIY OLEKSII 2b	2	3	1	3	0	0	1	1	0	0	0	0	0	0	0	0	0	1	0	0
AFONIN ARTEM c	2	1	1	0	0	1	0	0	0	0	0	0	0	1	0	1	0	8	0	0
BURKENIA ARYSTARKH ph/c	0	1	0	0	0	0	1	0	0	0	0	0	0	0	0	0	0	2	0	0
TKACHENKO TYKHON ss/p	1	3	1	0	1	0	0	1	1	0	1	0	0	0	0	0	0	0	0	1
BOIKO OLEKSANDR p/p	0	0	0	0	0	0	0	0	0	0	0	0	0	0	0	0	0	0	0	0
Totals	21	17	7	8	1	3	1	7	2	0	1	0	0	6	0	4	0	12	0	2

Bulgaria	IP	H	R	ER	BB	SO	WP	HP	BK	IBB	SH	SF	2B	3B	HR	AB	BF	FO	GO	NP
IVANOV Dimitar L,0-1	2.0	4	12	2	4	5	5	1	0	0	0	0	1	2	0	15	20	0	3	70
LENKOV Stefan	1.0	3	5	5	3	1	0	0	0	0	0	0	1	1	6	9	2	0	35	

Ukraine	IP	H	R	ER	BB	SO	WP	HP	BK	IBB	SH	SF	2B	3B	HR	AB	BF	FO	GO	NP
HUTKOVSKIY BOHDAN	2.0	0	0	0	0	5	1	1	0	0	0	0	0	0	0	7	8	1	0	30
TKACHENKO TYKHON W,1-0	1.2	1	0	0	1	4	0	0	0	0	0	0	1	0	0	7	8	1	0	28
BOIKO OLEKSANDR	0.1	0	0	0	0	1	0	0	0	0	0	0	0	0	0	1	1	0	0	6

Umpires: HP-Dino Pierropoulos (GRE), 1B-Chris Goldsmith (GBR)
Scorers: Nikolay Mutafchiev (BUL), Maurizio Ronchi (ITA)
TC: Peter Brink (NED), Henk Van Der Linde (NED)
Start: 18:04 Time: 1:11 Attendance: 90 Weather: Clear, 26c
Game Notes: None

Game Summary 7



Hungary - Ukraine 4 - 21



Ukraine 21, Hungary 4 - Composite Box Score
Jul 05, 2023 at Sofia (BUL) (Oktomvri)

Ukraine.....236 28 - 21 16 2
Hungary.....200 02 - 4 4 4

Ukraine 21

PLAYER	AB	R	H	BI	2B	3B	HR	BB	SB	CS	HP	SH	SF	SO	IBB	KL	GDP	PO	A	E
MAKSYMENKO ILLIA rf/3b	3	4	1	3	0	0	1	0	0	0	2	0	0	0	0	0	0	1	0	1
NOVAK ANDRII cf	4	3	3	5	0	1	1	1	3	0	0	0	0	0	0	0	0	1	0	0
TATARCHENKO YEHOH 1b	5	2	2	4	0	1	1	0	0	0	0	0	0	1	0	0	0	3	0	0
BONDAR VOLODYMYR lf	2	0	0	0	0	0	0	1	1	0	0	0	0	1	0	1	0	1	0	0
ABBIAZOV Nizar ph/lf	2	1	1	0	1	0	0	0	0	0	0	0	0	0	0	0	0	0	0	0
BEZUHLYI MARK 3b/p	4	1	1	0	1	0	0	1	0	0	0	0	0	1	0	0	0	0	0	0
TUSHYN YEHOH p/p	0	0	0	0	0	0	0	0	0	0	0	0	0	0	0	0	0	0	0	0
HUTKOVSKYI BOHDAN ss	4	2	2	0	1	0	0	0	1	0	0	0	0	1	0	0	0	0	0	0
POLIARSKYI OLEKSII c	2	3	1	1	0	0	2	1	0	0	0	0	0	0	0	0	0	7	0	0
BURKENIA ARYSTARKH c	0	0	0	0	0	0	0	0	0	0	0	0	0	0	0	0	0	2	0	0
AFONIN ARTEM p/rf	4	3	3	2	1	0	0	0	0	0	0	0	0	1	0	0	0	0	0	0
BOIKO OLEKSANDR rf	0	0	0	0	0	0	0	0	0	0	0	0	0	0	0	0	0	0	0	0
TKACHENKO TYKHON 2b	4	2	2	2	0	1	0	0	0	0	0	0	0	1	0	0	0	0	2	1
Totals	34	21	16	17	4	3	3	5	6	0	2	0	0	6	0	1	0	15	2	2

Hungary 4

PLAYER	AB	R	H	BI	2B	3B	HR	BB	SB	CS	HP	SH	SF	SO	IBB	KL	GDP	PO	A	E
SUM Benedek p/ss	3	1	1	0	0	0	0	0	0	0	0	0	0	0	0	0	0	2	1	0
KENYERES Andras c/lb/p	3	1	1	1	0	0	0	0	0	0	0	0	0	1	0	0	0	4	1	0
PAPP Robert ss/c	3	0	1	0	0	0	0	0	0	0	0	0	0	0	0	0	0	1	1	1
FARKAS Gabor 3b	2	0	0	0	0	0	0	1	0	0	0	0	0	2	0	1	0	0	2	1
VASTAG MORA Adalbert 2b	3	1	1	0	0	0	0	0	0	0	0	0	0	0	0	0	0	1	4	1
FEKETE Kornel lb/p/lb	1	1	0	0	0	0	1	0	0	1	0	0	1	0	1	0	0	6	0	0
STRICZKY Marcell lf	1	0	0	0	0	0	2	0	0	0	0	0	0	1	0	1	0	0	0	1
FRANCESCHI Mauricio rf	3	0	0	0	0	0	0	0	0	0	0	0	0	3	0	2	0	1	0	0
MARKo Vince cf	1	0	0	0	0	0	1	0	0	0	0	0	0	0	0	0	0	0	0	0
Totals	20	4	4	1	0	0	5	0	0	1	0	0	0	8	0	5	0	15	9	4

Ukraine	IP	H	R	ER	BB	SO	WP	HP	BK	IBB	SH	SF	2B	3B	HR	AB	BF	FO	GO	NP
AFONIN ARTEM W,1-0	3.0	3	2	1	4	5	2	0	0	0	0	0	0	0	0	13	17	0	3	70
BEZUHLYI MARK	1.2	0	0	0	0	2	0	0	0	0	0	0	0	0	0	5	5	3	0	20
TUSHYN YEHOH	0.1	1	2	2	1	1	3	1	0	0	0	0	0	0	0	2	4	0	0	19

Hungary	IP	H	R	ER	BB	SO	WP	HP	BK	IBB	SH	SF	2B	3B	HR	AB	BF	FO	GO	NP
SUM Benedek L,0-1	3.0	9	11	6	2	5	6	1	0	0	0	0	1	2	2	21	24	1	4	84
FEKETE Kornel	1.1	2	3	3	2	0	0	0	0	0	0	0	1	0	0	6	8	1	3	24
KENYERES Andras	0.2	5	7	6	1	1	3	1	0	0	0	0	2	1	1	7	9	0	1	29

Umpires: HP-Brayan O'Malley (USA), 1B-Yavor Andreev (BUL)
Scorers: Nikolay Mutafchiev (BUL), Maurizio Ronchi (ITA)
TC: Henk Van Der Linde (NED), Peter Brink (NED)
Start: 11:05 Time: 2:06 Attendance: 65 Weather: Clear, 23c
Game Notes: None

Game Summary 8

	Belgium - Poland 13 - 3	
---	--	---

Belgium 13, Poland 3 - Composite Box Score
 Jul 05, 2023 at Sofia (BUL) (Oktomvri)

 Poland.....001 11 - 3 2 6
 Belgium.....014 08 - 13 6 2

Poland 3

PLAYER	AB	R	H	BI	2B	3B	HR	BB	SB	CS	HP	SH	SF	SO	IBB	KL	GDP	PO	A	E
GRYGLAK Oskar 2b	2	0	0	0	0	0	0	0	0	0	0	1	0	1	0	1	0	4	0	1
DEDA Jerzy c	2	1	1	1	0	0	0	0	0	0	0	1	0	0	0	0	0	4	1	2
DADACZ Michaś c	0	0	0	0	0	0	0	0	0	0	0	0	0	0	0	0	0	0	0	0
PERRY Ray rf	3	0	0	0	0	0	0	0	0	0	0	0	0	1	0	0	0	1	0	1
TARKA Igor 3b	2	0	0	0	0	0	0	1	0	0	0	0	0	1	0	0	0	0	1	0
SKARZYCKI Dawid 1b	1	1	0	0	0	0	0	2	0	0	0	0	0	0	0	0	0	5	0	0
KOPES Oskar lf/p	3	0	0	0	0	0	0	0	0	1	0	0	0	1	0	0	0	0	0	0
KISZKA Jan cf	1	0	1	0	0	0	0	1	0	1	0	0	0	0	0	0	0	0	1	0
ROGOWIEC Tomasz p/ss	0	1	0	0	0	0	0	2	0	0	0	0	0	0	0	0	0	0	1	1
SKRZYMOWSKI Jan ss	1	0	0	0	0	0	0	1	0	0	0	0	0	1	0	1	0	0	0	1
PIERCHASA Dawid p/p/lf	0	0	0	0	0	0	0	0	0	0	0	0	0	0	0	0	0	0	0	0
Totals	15	3	2	1	0	0	0	7	0	2	0	2	0	5	0	2	0	14	4	6

Belgium 13

PLAYER	AB	R	H	BI	2B	3B	HR	BB	SB	CS	HP	SH	SF	SO	IBB	KL	GDP	PO	A	E
RUGGENBERG Mats cf/p	3	2	2	1	0	0	0	1	0	1	0	0	0	0	0	0	0	0	0	0
DE QUINT Mil ss/p/3b	2	2	1	0	1	0	0	2	0	0	0	0	0	0	0	0	0	1	1	0
PLACEK Benjamin rf/cf	2	2	0	0	0	0	0	1	1	0	1	0	0	1	0	0	0	1	0	0
VAN DEN BRANDEN Sid 1b	3	1	1	2	0	0	0	0	1	0	0	1	0	0	0	0	0	6	0	0
RUGGENBERG Sem c	3	2	2	1	0	0	0	0	1	0	0	0	0	0	0	0	0	5	2	0
RAEYMAKERS Vincent p	2	0	0	0	0	0	0	0	0	0	0	0	0	2	0	1	0	0	2	0
MEIR Leonnie ss	0	1	0	0	0	0	0	1	0	0	0	0	0	0	0	0	0	0	0	1
RAEYMAKERS Louis lf	3	1	0	1	0	0	0	0	1	0	0	0	0	0	0	0	0	0	0	0
VAN DEN BOGAERT Rene 3b	1	0	0	0	0	0	0	1	0	0	0	0	0	0	0	0	0	0	0	1
SANTENS William rf	1	1	0	1	0	0	0	0	0	0	0	0	0	0	0	0	0	0	0	0
FRIJNS Wout 2b	2	0	0	0	0	0	0	0	0	0	0	0	0	0	0	0	0	2	3	0
VERHAERT Lucas ph	0	0	0	1	0	0	0	1	0	0	0	0	0	0	0	0	0	0	0	0
LIESENS Robbe pr	0	1	0	0	0	0	0	0	0	0	0	0	0	0	0	0	0	0	0	0
Totals	22	13	6	7	1	0	0	7	4	1	1	1	0	3	0	1	0	15	8	2

Poland	IP	H	R	ER	BB	SO	WP	HP	BK	IBB	SH	SF	2B	3B	HR	AB	BF	FO	GO	NP
ROGOWIEC Tomasz L,0-1	4.1	5	9	7	4	3	0	1	0	0	1	0	1	0	0	18	24	4	6	86
PIERCHASA Dawid	0.0	0	4	3	2	0	0	0	0	0	0	0	0	0	0	2	4	0	1	20
KOPES Oskar	0.1	1	0	0	1	0	2	0	0	0	0	0	0	0	0	2	3	1	0	9

Belgium	IP	H	R	ER	BB	SO	WP	HP	BK	IBB	SH	SF	2B	3B	HR	AB	BF	FO	GO	NP
RAEYMAKERS Vincent W,1-0	3.1	2	2	2	3	4	0	0	0	0	2	0	0	0	0	9	14	0	5	47
DE QUINT Mil	1.1	0	1	0	4	1	4	0	0	0	0	0	0	0	0	5	9	1	1	36
RUGGENBERG Mats	0.1	0	0	0	0	0	0	0	0	0	0	0	0	0	0	1	1	0	1	4

Umpires: HP-Chris Goldsmith (GBR), 1B-Hernan Martinez (SWE)
 Scorers: Nikolay Mutafchiev (BUL), Maurizio Ronchi (ITA)
 TC: Peter Brink (NED), Henk Van Der Linde (NED)
 Start: 14:03 Time: 2:03 Attendance: 95 Weather: Cloudy then raining, 24c
 Game Notes: None

Game Summary 9

	Bulgaria - Slovakia 1 - 14	
---	---	---

Slovakia 14, Bulgaria 1 - Composite Box Score
Jul 05, 2023 at Sofia (BUL) (Oktomvri)

Slovakia.....119 30 - 14 6 0
Bulgaria.....001 00 - 1 4 8

Slovakia 14

PLAYER	AB	R	H	BI	2B	3B	HR	BB	SB	CS	HP	SH	SF	SO	IBB	KL	GDP	PO	A	E
SERDEL Adam cf	3	1	0	0	0	0	0	0	0	0	0	0	0	0	0	0	0	0	0	0
GASPARIK Pavol cf	0	1	0	0	0	0	0	0	0	0	1	0	0	0	0	0	0	0	0	0
BETYAR Tomas 3b	0	2	0	0	0	0	0	3	0	0	0	0	0	0	0	0	0	1	1	0
BENAK Jergus ph/3b	1	0	0	0	0	0	0	0	0	0	0	0	0	1	0	0	0	1	1	0
PARDAVY Richard ss	3	2	0	1	0	0	0	1	0	0	0	0	0	0	0	0	0	1	1	0
KOTLARIK Ondrej lb	3	1	2	4	0	1	0	0	0	0	0	0	0	0	0	0	0	2	0	0
HESKO Gabriel lb	1	0	1	1	0	0	0	0	0	0	0	0	0	0	0	0	0	2	0	0
TURINIS Damian c	3	1	2	0	0	0	0	1	0	0	0	0	0	1	0	1	0	7	0	0
PANAK Ryan 2b	3	1	0	0	0	0	0	1	1	0	0	0	0	1	0	1	0	1	0	0
MISAK Jakub rf	1	3	0	0	0	0	0	3	1	0	0	0	0	1	0	0	0	0	2	0
VACHULA Jakub lf	2	1	0	0	0	0	0	2	0	0	0	0	0	1	0	0	0	0	0	0
MIKO Jakub p	1	0	1	1	0	0	0	0	0	0	0	0	0	0	0	0	0	0	0	0
TIETZ Patrik p/p	1	0	0	0	0	0	0	0	0	0	0	0	0	0	0	0	0	0	0	0
DANIS Mathias ph/p	0	1	0	0	0	0	0	0	0	1	0	0	0	0	0	0	0	0	1	0
ZAMBOJOVA Liliana ph/p	1	0	0	0	0	0	0	0	0	0	0	0	0	0	0	0	0	0	0	0
Totals	23	14	6	7	0	1	0	11	2	0	2	0	0	5	0	2	0	15	6	0

Bulgaria 1

PLAYER	AB	R	H	BI	2B	3B	HR	BB	SB	CS	HP	SH	SF	SO	IBB	KL	GDP	PO	A	E
TORCHANOV Andrey rf	1	0	0	0	0	0	0	2	0	0	0	0	0	1	0	0	0	0	0	0
GOLEMANOVA Nevelina 2b	3	0	1	0	0	0	0	0	0	0	0	0	0	1	0	0	0	4	1	2
GEORGIEV Yanislav c	3	1	1	0	0	0	0	0	0	0	0	0	0	1	0	1	0	6	0	2
GANCHEV Petar p/ss	3	0	0	0	0	0	0	0	0	0	0	0	0	1	0	1	0	1	1	1
KALOYAN Jordanov cf	0	0	0	0	0	0	0	3	0	0	0	0	0	0	0	0	0	0	1	0
BESHKOV Alexandar ss/p	2	0	1	1	0	0	0	0	0	0	0	0	0	0	0	0	0	0	2	0
LENKOV Stefan ph	1	0	0	0	0	0	0	0	0	0	0	0	0	0	0	0	0	0	0	0
NIHRIZOV Ivan 3b	1	0	0	0	0	0	0	1	0	0	0	0	0	1	0	0	0	0	0	2
KOLEV Erik lb	0	0	0	0	0	0	0	0	0	0	0	0	0	0	0	0	0	0	0	0
ORLINOV Georgi lb	1	0	1	0	0	0	0	0	0	0	0	0	0	0	0	0	0	4	0	1
MILADINOV Tsvetelin ph/3b	1	0	0	0	0	0	0	0	0	0	0	0	0	1	0	0	0	0	0	0
ANDREEVA Adriana lf	0	0	0	0	0	0	0	1	0	0	0	0	0	0	0	0	0	0	0	0
SHOPOV Simone ph/lf	1	0	0	0	0	0	0	0	0	0	0	0	0	0	0	0	0	0	0	0
Totals	17	1	4	1	0	0	0	7	0	0	0	0	0	6	0	2	0	15	5	8

Slovakia	IP	H	R	ER	BB	SO	WP	HP	BK	IBB	SH	SF	2B	3B	HR	AB	BF	FO	GO	NP
MIKO Jakub	1.1	0	0	0	3	1	0	0	0	0	0	0	0	0	0	4	7	1	2	27
TIETZ Patrik	1.2	4	1	1	2	3	2	0	0	0	0	0	0	0	0	7	9	0	0	37
DANIS Mathias W,1-0	1.0	0	0	0	1	1	0	0	0	0	0	0	0	0	0	3	4	0	2	16
ZAMBOJOVA Liliana	1.0	0	0	0	1	1	2	0	0	0	0	0	0	0	0	3	4	2	0	16

Bulgaria	IP	H	R	ER	BB	SO	WP	HP	BK	IBB	SH	SF	2B	3B	HR	AB	BF	FO	GO	NP
GANCHEV Petar L,0-1	2.0	3	9	6	8	2	6	0	0	0	0	0	0	1	0	9	17	1	2	70
BESHKOV Alexandar	3.0	3	5	0	3	3	1	2	0	0	0	0	0	0	0	14	19	2	4	72

Umpires: HP-René LOELIGER (SUI), 1B-Dino Pierropoulos (GRE)
Scorers: Nikolay Mutafchiev (BUL), Maurizio Ronchi (ITA)
TC: Henk Van Der Linde (NED), Peter Brink (NED)
Start: 18:03 Time: 1:53 Attendance: 100 Weather: Cloudy, 22c
Game Notes: None

Game Summary 10



Ukraine - Belgium 5 - 4



Ukraine 5, Belgium 4 - Composite Box Score
Jul 06, 2023 at Sofia (BUL) (Oktomvri)

Belgium.....200 110 - 4 10 0
Ukraine.....221 00X - 5 7 4

Belgium 4

PLAYER	AB	R	H	BI	2B	3B	HR	BB	SB	CS	HP	SH	SF	SO	IBB	KL	GDP	PO	A	E
RUGGENBERG Mats 1b	4	1	2	1	0	0	0	0	0	0	0	0	0	0	0	0	0	6	1	0
MEIR Leonnie 2b/p/rf	3	1	1	0	0	0	0	0	0	0	0	0	0	2	0	1	0	0	2	0
SANTENS William rf	1	0	0	0	0	0	0	0	0	0	0	0	0	0	0	0	0	0	0	0
DE QUINT Mil ss	3	1	2	0	0	0	0	0	1	0	0	0	0	0	0	0	0	0	2	0
VAN DEN BRANDEN Sid c	3	0	2	1	0	0	0	0	0	0	0	0	0	1	0	0	0	3	0	0
VAN MOLLE Lowie pr/lf	0	0	0	0	0	0	0	0	1	0	0	0	0	0	0	0	0	0	0	0
RUGGENBERG Sem rf/p	2	0	1	0	0	0	0	0	0	0	0	1	0	0	0	0	0	1	1	0
LANSENSS Jamie p	1	0	0	0	0	0	0	0	0	0	0	0	0	1	0	0	0	0	0	0
CADIOU Louis lf/c	2	0	1	0	0	0	0	0	0	0	0	0	0	1	0	0	0	2	1	0
PLACEK Benjamin cf	3	1	1	0	0	0	0	0	0	0	0	0	0	0	0	0	0	0	0	0
VERHAERT Lucas 3b	2	0	0	0	0	0	0	0	0	0	0	0	0	1	0	0	0	0	0	0
RAEYMAKERS Louis ph	1	0	0	0	0	0	0	0	0	0	0	0	0	1	0	0	0	0	0	0
VAN DEN BOGAERT Rene 3b	0	0	0	0	0	0	0	0	0	0	0	0	0	0	0	0	0	2	0	0
FRIJNS Wout lf/2b	3	0	0	0	0	0	0	0	0	0	0	0	0	2	0	1	0	1	1	0
Totals	28	4	10	2	0	0	0	0	2	0	0	1	0	9	0	2	0	15	8	0

Ukraine 5


PLAYER	AB	R	H	BI	2B	3B	HR	BB	SB	CS	HP	SH	SF	SO	IBB	KL	GDP	PO	A	E
MAKSYMENKO ILLIA p/rf/cf	2	1	1	1	0	0	0	1	0	1	1	0	0	0	0	0	0	0	2	0
NOVAK ANDRII c	3	1	0	1	0	0	0	1	0	0	0	0	0	1	0	0	0	10	0	0
TATARCHENKO YEHOR 1b	0	0	0	0	0	0	0	2	0	0	0	1	0	0	0	0	0	5	0	1
VASIUK ANDRII rf/p	3	0	0	1	0	0	0	0	0	0	0	0	0	1	0	1	0	1	0	1
BEZUHLYI MARK 3b	3	0	1	1	0	0	0	0	0	0	0	0	0	1	0	1	0	0	2	1
HUTKOVSKIY BOHDAN ss	3	1	3	0	0	0	0	0	0	0	0	0	0	0	0	0	0	1	0	0
POLIARSKIY OLEKSII lf	2	0	1	0	0	0	0	0	0	0	1	0	0	0	0	0	0	1	0	0
AFONIN ARTEM cf/rf	2	1	1	1	1	0	0	0	0	1	0	0	0	0	0	0	0	0	1	1
TKACHENKO TYKHON 2b	2	1	0	0	0	0	1	0	0	0	0	0	0	1	0	1	0	0	0	0
Totals	20	5	7	5	1	0	0	5	0	1	3	1	0	4	0	3	0	18	5	4

Belgium	IP	H	R	ER	BB	SO	WP	HP	BK	IBB	SH	SF	2B	3B	HR	AB	BF	FO	GO	NP
LANSENSS Jamie	0.0	0	2	2	2	0	1	0	0	0	0	0	0	0	0	0	2	0	0	8
MEIR Leonnie L,0-1	2.1	5	3	3	2	1	1	1	0	0	1	0	1	0	0	11	15	1	5	41
RUGGENBERG Sem	2.2	2	0	0	1	3	0	2	0	0	0	0	0	0	0	9	12	3	1	39

Ukraine	IP	H	R	ER	BB	SO	WP	HP	BK	IBB	SH	SF	2B	3B	HR	AB	BF	FO	GO	NP
MAKSYMENKO ILLIA	2.2	3	2	2	0	3	0	0	0	0	1	0	0	0	0	10	11	2	3	44
VASIUK ANDRII W,1-0	3.1	7	2	1	0	6	2	0	0	0	0	0	0	0	0	18	18	1	2	57

Umpires: HP-Hernan Martinez (SWE), 1B-Brayan O'Malley (USA)
Scorers: Nikolay Mutafchiev (BUL), Maurizio Ronchi (ITA)
TC: Henk Van Der Linde (NED), Peter Brink (NED)
Start: 11:06 Time: 1:55 Attendance: 70 Weather: Sunny, 22c
Game Notes: None

Game Summary 11

	Slovakia - Hungary 11 - 19	
---	---	---

Hungary 19, Slovakia 11 - Composite Box Score
Jul 06, 2023 at Sofia (BUL) (Oktomvri)

Hungary.....4(10)0 500 - 19 9 3
Slovakia.....05 3 201 - 11 8 7

Hungary 19

PLAYER	AB	R	H	BI	2B	3B	HR	BB	SB	CS	HP	SH	SF	SO	IBB	KL	GDP	PO	A	E
SUM Benedek 3b/ss	3	2	0	0	0	0	0	2	0	0	0	0	0	1	0	0	0	1	0	0
KENYERES Andras cf/2b	4	3	2	2	1	0	0	1	1	0	0	0	0	0	0	0	0	2	0	0
FARKAS Gabor p/3b/p	3	2	2	2	1	0	0	0	1	0	2	0	0	1	0	0	0	1	0	0
PAPP Robert c	2	3	2	2	0	0	0	3	1	1	0	0	0	0	0	0	0	6	2	0
VASTAG MORA Adalbert ss/p/3b	3	3	1	1	0	0	0	2	1	0	0	0	0	0	0	0	0	1	2	2
FEKETE Kornel lb	3	2	0	0	0	0	0	2	0	0	0	0	0	2	0	2	0	5	0	1
STRICZKY Marcell lf	2	2	0	1	0	0	0	2	0	0	1	0	0	0	0	0	0	0	0	0
DEAK FARKAS Tamas rf	4	1	1	2	0	0	0	0	0	0	0	0	0	0	0	0	0	1	0	0
MARKo Vince 2b/cf	3	1	1	0	0	0	0	1	1	0	0	0	0	2	0	1	0	1	1	0
Totals	27	19	9	10	2	0	0	13	5	1	3	0	0	6	0	3	0	18	5	3

Slovakia 11

PLAYER	AB	R	H	BI	2B	3B	HR	BB	SB	CS	HP	SH	SF	SO	IBB	KL	GDP	PO	A	E
KOTLaRIK Ondrej lb	3	1	2	2	1	0	0	1	0	1	0	0	0	0	0	0	0	5	0	0
ZVONaR TomaS rf/p/3b/cf	4	0	0	0	0	0	0	0	0	0	0	0	0	2	0	0	0	0	1	2
PARDAVY Richard cf/p	3	2	1	0	0	0	0	1	0	0	0	0	0	0	0	0	0	1	1	0
BENaK JerguS 3b/p/3b	2	2	1	1	0	1	0	2	0	1	0	0	0	0	0	0	0	3	1	0
ANDRIS Matija ss	4	2	2	2	1	0	0	0	0	0	0	0	0	1	0	0	0	2	1	2
BINOVEC LukaS lf	2	0	0	0	0	0	0	0	0	0	0	0	0	2	0	1	0	0	0	1
MISaK Jakub lf	1	0	0	0	0	0	0	1	0	0	0	0	0	1	0	0	0	1	0	0
TURINIS Damian 2b	4	1	0	2	0	0	0	0	0	0	0	0	0	0	0	0	0	1	1	0
GASPARiK Pavol c	0	1	0	0	0	0	0	1	0	0	0	0	0	0	0	0	0	2	1	1
MIKO Jakub c	2	1	0	0	0	0	0	1	0	0	0	0	0	0	0	0	0	3	1	0
HESKO Gabriel p/rf	3	1	2	2	0	0	0	0	0	0	0	0	0	0	0	0	0	0	0	1
Totals	28	11	8	9	2	1	0	7	0	2	0	0	0	6	0	1	0	18	7	7

Hungary	IP	H	R	ER	BB	SO	WP	HP	BK	IBB	SH	SF	2B	3B	HR	AB	BF	FO	GO	NP
FARKAS Gabor W,1-0	2.2	2	5	1	3	1	4	0	0	0	0	0	1	0	0	12	15	2	5	62
VASTAG MORA Adalbert	3.1	6	6	3	4	5	2	0	0	0	0	0	1	1	0	16	20	3	1	86

Slovakia	IP	H	R	ER	BB	SO	WP	HP	BK	IBB	SH	SF	2B	3B	HR	AB	BF	FO	GO	NP
HESKO Gabriel L,0-1	1.0	4	9	7	3	2	6	1	0	0	0	0	1	0	0	9	13	1	0	46
ZVONaR TomaS	1.0	1	5	5	6	1	3	0	0	0	0	0	0	0	0	4	10	1	1	40
BENaK JerguS	1.1	3	5	4	3	1	3	2	0	0	0	0	0	0	0	7	12	1	2	42
PARDAVY Richard	2.2	1	0	0	1	2	0	0	0	0	0	0	1	0	0	7	8	3	1	27

Umpires: HP-Yavor Andreev (BUL), 1B-Dino Pierropoulos (GRE)
Scorers: Nikolay Mutafchiev (BUL), Maurizio Ronchi (ITA)
TC: Henk Van Der Linde (NED), Peter Brink (NED)
Start: 14:03 Time: 2:03 Attendance: 75 Weather: Cludy, 24c
Game Notes: None

Game Summary 12

	Bulgaria - Poland 5 – 20	
---	---	---

Poland 20, Bulgaria 5 - Composite Box Score
Jul 06, 2023 at Sofia (BUL) (Oktomvri)

 Poland.....199 1 - 20 6 3
 Bulgaria.....104 0 - 5 5 7

Poland 20

PLAYER	AB	R	H	BI	2B	3B	HR	BB	SB	CS	HP	SH	SF	SO	IBB	KL	GDP	PO	A	E
KISZKA Jan rf/p/ss	3	3	1	0	0	0	0	2	0	0	0	0	0	1	0	1	0	0	1	0
DEDA Jerzy p	1	1	0	0	0	0	0	1	0	0	0	0	0	1	0	1	0	0	1	0
BARA Gabriel rf/lf	0	2	0	1	0	0	0	2	0	0	1	0	0	0	0	0	0	0	0	1
SKARZYCKI Dawid lb	1	2	0	1	0	0	0	1	0	0	1	0	0	0	0	0	0	3	0	0
PIERCHASA Dawid ph/lb	1	0	0	1	0	0	0	1	0	0	0	0	0	0	0	0	0	1	0	0
TARKA Igor 3b/p	2	2	1	2	0	0	0	3	0	0	0	0	0	0	0	0	0	0	1	0
KOPES Oskar lf	2	2	0	1	0	0	0	1	0	0	0	0	0	1	0	0	0	0	0	0
DZIKOŁOWSKI Tymoteys ph/cf	1	0	1	1	0	0	0	0	0	0	0	0	0	0	0	0	0	0	0	0
LEWICKI Szymon cf/3b	3	2	0	0	0	0	0	1	0	0	0	0	0	1	0	1	0	0	0	0
WILK Dominik 2b	4	1	0	1	0	0	0	0	0	0	0	0	0	1	0	1	0	0	0	0
DADACZ MichaS c	3	4	2	1	0	0	0	1	1	0	0	0	0	1	0	0	0	7	1	2
ROGOWIEC Tomasz ss	1	1	0	0	0	0	0	1	1	0	0	0	0	0	0	0	0	0	0	0
MISIAK Krzysztof ph/rf	1	0	1	1	0	0	0	1	0	0	0	0	0	0	0	0	0	1	0	0
Totals	23	20	6	10	0	0	0	15	2	0	2	0	0	6	0	4	0	12	4	3

Bulgaria 5

PLAYER	AB	R	H	BI	2B	3B	HR	BB	SB	CS	HP	SH	SF	SO	IBB	KL	GDP	PO	A	E
SHOPOV Simone lf	2	0	0	0	0	0	0	0	0	0	0	0	0	1	0	1	0	0	0	1
ANDREEVA Adriana ph	1	0	0	0	0	0	0	0	0	0	0	0	0	1	0	1	0	0	0	0
GOLEMANOVA Nevelina 2b/p	3	1	1	0	0	0	0	0	0	0	0	0	0	1	0	0	0	1	1	0
GEORGIEV Yanislav ss	2	2	1	0	0	1	0	1	0	0	0	0	0	0	0	0	0	0	1	0
GANCHEV Petar c	2	1	2	3	0	1	0	0	0	0	0	0	0	0	0	0	0	7	1	2
KALOYAN Jordanov 3b	1	0	0	0	0	0	0	1	0	0	0	0	0	1	0	1	0	1	0	1
LENKOV Stefan lb/p/lb	2	1	1	0	0	0	0	0	1	0	0	0	0	1	0	0	0	0	2	1
ARNAUDOV Viktor cf	1	0	0	0	0	0	0	1	1	0	0	0	0	1	0	0	0	0	0	0
KOLEV Erik rf	1	0	0	0	0	0	0	0	0	0	0	0	0	0	0	0	0	0	0	0
TORCHANOV Andrey 2b	1	0	0	0	0	0	0	0	0	0	0	0	0	1	0	1	0	1	0	0
ORLINOV Georgi p/lb/rf	1	0	0	0	0	0	0	1	0	0	0	0	0	1	0	0	0	1	0	0
Totals	17	5	5	3	0	2	0	4	2	0	0	0	0	8	0	4	0	12	4	7

Poland	IP	H	R	ER	BB	SO	WP	HP	BK	IBB	SH	SF	2B	3B	HR	AB	BF	FO	GO	NP
DEDA Jerzy	1.0	2	1	1	1	2	1	0	0	0	0	0	0	1	0	5	6	0	1	22
KISZKA Jan W,1-0	1.0	0	0	0	1	1	0	0	0	0	0	0	0	0	0	3	4	0	2	17
TARKA Igor	2.0	3	4	4	2	5	1	0	0	0	0	0	0	1	0	9	11	1	0	43

Bulgaria	IP	H	R	ER	BB	SO	WP	HP	BK	IBB	SH	SF	2B	3B	HR	AB	BF	FO	GO	NP
ORLINOV Georgi L,0-1	1.2	1	7	3	7	5	6	0	0	0	0	0	0	0	0	7	14	0	0	68
LENKOV Stefan	1.0	3	12	6	5	1	4	2	0	0	0	0	0	0	0	10	17	0	3	61
GOLEMANOVA Nevelina	1.1	2	1	1	3	0	1	0	0	0	0	0	0	0	0	6	9	2	2	35

Umpires: HP-Chris Goldsmith (GBR), 1B-René LOELIGER (SUI)
 Scorers: Nikolay Mutafchiev (BUL), Maurizio Ronchi (ITA)
 TC: Peter Brink (NED)
 Start: 18:10 Time: 1:48 Attendance: 110 Weather: Cloudy, 23c
 Game Notes: None

Game Summary 13



Belgium - Slovakia 18 - 1



Belgium 18, Slovakia 1 - Composite Box Score
Jul 07, 2023 at Sofia (BUL) (Oktomvri)

Slovakia.....001 0 - 1 5 6
Belgium.....873 X - 18 12 0

Slovakia 1

PLAYER	AB	R	H	BI	2B	3B	HR	BB	SB	CS	HP	SH	SF	SO	IBB	KL	GDP	PO	A	E
SERDEL Adam lf	2	0	1	0	0	0	0	0	0	0	0	0	0	0	0	0	0	0	0	1
TIETZ Patrik ss	2	1	0	0	0	0	0	0	1	0	0	0	0	0	0	0	0	0	0	0
BENaK Jergus c	2	0	1	0	1	0	0	0	0	0	0	0	0	1	0	1	0	0	0	1
KOTLaRIK Ondrej 1b	1	0	1	1	1	0	0	0	0	0	1	0	0	0	0	0	0	2	0	0
GASPaRIK Pavol 3b	2	0	0	0	0	0	0	0	0	0	0	0	0	0	0	0	0	1	2	0
VACHULA Jakub rf	1	0	1	0	0	0	0	1	0	0	0	0	0	0	0	0	0	0	0	1
MISaK Jakub cf	2	0	1	0	0	0	0	0	0	0	0	0	0	1	0	0	0	0	0	0
PaNaK Ryan 2b	2	0	0	0	0	0	0	0	0	0	0	0	0	1	0	0	0	6	1	1
ANDRIS Matija p	0	0	0	0	0	0	0	0	0	0	0	0	0	0	0	0	0	0	0	0
DANIS Mathias p/p	1	0	0	0	0	0	0	0	0	0	0	0	0	0	0	0	0	0	0	1
ZAMBOJOVa Liliana p/p	1	0	0	0	0	0	0	0	0	0	0	0	0	0	0	0	0	0	1	0
Totals	16	1	5	1	2	0	0	1	1	0	1	0	0	3	0	1	0	9	5	6

Belgium 18

PLAYER	AB	R	H	BI	2B	3B	HR	BB	SB	CS	HP	SH	SF	SO	IBB	KL	GDP	PO	A	E
RUGGENBERG Mats cf	1	2	1	1	0	0	0	1	1	0	0	0	0	0	0	0	0	1	0	0
SANTENS William lf	2	1	1	1	0	0	0	0	0	0	0	0	0	0	0	0	0	0	0	0
CADIOU Louis c	2	2	1	1	0	0	0	0	1	1	1	0	0	0	0	0	0	1	0	0
FRIJNS Wout ph/c	1	0	0	0	0	0	0	0	0	0	0	0	0	0	0	0	0	2	0	0
DE QUINT Mil ss/p/ss	2	2	1	1	0	0	2	2	0	0	0	0	0	0	0	0	0	1	0	0
VAN DEN BRANDEN Sid 1b	2	0	2	1	0	0	0	1	0	0	0	0	0	0	0	0	0	0	0	0
LANSSSENS Jamie pr/lb	1	0	0	0	0	0	0	0	0	0	0	0	0	0	0	0	0	2	0	0
RUGGENBERG Sem rf	2	0	1	0	0	0	0	0	0	0	0	0	0	0	0	0	0	2	1	0
VAN MOLLE Lowie ph/rf/cf	1	0	0	0	0	0	0	0	0	0	0	0	0	0	0	0	0	0	0	0
MEIR Leonnie 2b/ss	2	2	0	0	0	0	0	0	1	0	0	0	0	0	0	0	0	0	1	0
RAEYMAKERS Vincent ph	1	0	1	0	0	0	0	0	0	0	0	0	0	0	0	0	0	0	0	0
RAEYMAKERS Louis pr/rf	0	1	0	0	0	0	0	0	0	0	0	0	0	0	0	0	0	0	0	0
PLACEK Benjamin lf/cf	1	2	1	0	0	0	0	1	0	0	0	0	0	0	0	0	0	0	1	0
VERHAERT Lucas ph/3b	1	0	0	0	0	0	0	0	0	0	0	0	0	0	0	0	0	0	0	0
ELSEN Jente p	0	1	0	0	0	0	0	0	0	0	1	0	0	0	0	0	0	0	0	0
GRAVINO Virgilio ph/2b	2	2	2	2	0	0	0	0	0	0	0	0	0	0	0	0	0	1	0	0
VAN DEN BOGAERT Rene 3b	1	2	1	3	0	1	0	1	0	0	0	0	0	0	0	0	0	2	1	0
LIESSENS Robbe ph/p	0	1	0	0	0	0	0	1	0	0	0	0	0	0	0	0	0	0	0	0
Totals	22	18	12	10	0	1	0	7	5	1	2	0	0	0	0	0	0	12	4	0

Slovakia	IP	H	R	ER	BB	SO	WP	HP	BK	IBB	SH	SF	2B	3B	HR	AB	BF	FO	GO	NP
ANDRIS Matija L,0-2	0.2	2	6	2	2	0	2	2	0	0	0	0	0	0	0	4	8	0	1	29
DANIS Mathias	1.0	7	9	6	3	0	2	0	0	0	0	0	0	1	0	10	13	1	1	42
ZAMBOJOVa Liliana	1.1	3	3	3	2	0	2	0	0	0	0	0	0	0	0	8	10	2	3	32

Belgium	IP	H	R	ER	BB	SO	WP	HP	BK	IBB	SH	SF	2B	3B	HR	AB	BF	FO	GO	NP
ELSEN Jente	2.0	3	0	0	0	0	0	1	0	0	0	0	1	0	0	8	9	3	2	24
DE QUINT Mil	1.0	2	1	1	0	1	0	0	0	0	0	0	1	0	0	5	5	0	2	16
LIESSENS Robbe W,1-0	1.0	0	0	0	1	2	0	0	0	0	0	0	0	0	0	3	4	0	1	18

Umpires: HP-Yavor Andreev (BUL), 1B-Brayan O'Malley (USA)
Scorers: Nikolay Mutafchiev (BUL), Maurizio Ronchi (ITA)
TC: Peter Brink (NED)
Start: 11:03 Time: 1:28 Attendance: 75 Weather: Cloudy, 22c
Game Notes: None

Game Summary 14

Poland - Ukraine
3 - 5



Ukraine 5, Poland 3 - Composite Box Score
Jul 07, 2023 at Sofia (BUL) (Oktomvri)

Ukraine.....021 011 - 5 5 2
Poland.....001 200 - 3 7 2

Ukraine 5

PLAYER	AB	R	H	BI	2B	3B	HR	BB	SB	CS	HP	SH	SF	SO	IBB	KL	GDP	PO	A	E
MAKSYMENKO ILLIA rf/3b	3	1	1	0	0	0	0	0	0	0	0	0	0	0	0	0	0	0	0	0
NOVAK ANDRII cf	3	1	1	0	1	0	0	0	0	0	0	0	0	0	0	0	0	0	0	0
TATARCHENKO YEHOE p/1b	1	0	0	1	0	0	0	1	0	0	0	0	1	0	0	0	0	1	1	1
VASIUK ANDRII 1b	3	0	0	1	0	0	0	0	0	0	0	0	0	2	0	1	0	4	1	0
BONDAR VOLODYMYR rf	0	0	0	0	0	0	0	0	0	0	0	0	0	0	0	0	0	0	0	0
BEZUHLYI MARK 3b/2b	1	1	0	0	0	0	0	2	0	0	0	0	0	0	0	0	0	0	0	0
HUTKOVSKYI BOHDAN ss	3	2	1	0	0	0	0	0	0	0	0	0	0	0	0	0	0	1	2	1
POLIARSKYI OLEKSII lf	2	0	1	1	0	0	0	0	0	0	0	0	0	0	0	0	0	0	0	0
BOIKO OLEKSANDR ph/p	1	0	0	0	0	0	0	0	0	0	0	0	0	0	0	0	0	0	0	0
AFONIN ARTEM c	3	0	0	0	0	0	0	0	0	0	0	0	0	1	0	0	0	12	0	0
TKACHENKO TYKHON 2b	2	0	1	1	0	0	0	0	0	0	0	0	0	0	0	0	0	0	1	0
PLAKHTIENKO DANYLO ph/lf	1	0	0	0	0	0	0	0	0	0	0	0	0	0	0	0	0	0	0	0
Totals	23	5	5	4	1	0	0	3	0	0	0	0	1	3	0	1	0	18	5	2

Poland 3

PLAYER	AB	R	H	BI	2B	3B	HR	BB	SB	CS	HP	SH	SF	SO	IBB	KL	GDP	PO	A	E
GRYGLAK Oskar 2b	3	2	0	0	0	0	0	1	0	0	0	0	0	1	0	1	0	1	4	0
DEDA Jerzy c	4	0	3	1	1	0	0	0	0	0	0	0	0	0	0	0	0	0	2	0
SKARZYCKI Dawid 1b/p	3	0	0	0	0	0	0	0	0	0	0	0	0	3	0	0	0	8	0	0
TARKA Igor 3b	2	0	1	0	0	0	0	1	0	0	0	0	0	1	0	0	0	0	0	0
PERRY Ray rf	3	0	0	1	0	0	0	0	0	0	0	0	0	0	0	0	0	1	1	0
LEWICKI Szymon pr/rf	0	0	0	0	0	0	0	0	0	0	0	0	0	0	0	0	0	1	0	0
KOPES Oskar lf	3	0	1	0	0	0	0	0	0	0	0	0	0	2	0	0	0	2	0	0
KISZKA Jan ss	2	1	0	0	0	0	0	1	0	0	0	0	0	1	0	0	0	1	1	1
DADACZ MichaS p/1b	3	0	2	0	0	0	0	0	0	0	0	0	0	1	0	0	0	1	2	1
SKRZYMOWSKI Jan cf	2	0	0	0	0	0	0	0	0	0	0	0	0	2	0	0	0	1	0	0
ROGOWIEC Tomasz ph	1	0	0	0	0	0	0	0	0	0	0	0	0	1	0	1	0	0	0	0
Totals	26	3	7	2	1	0	0	3	0	0	0	0	0	12	0	2	0	18	8	2

Ukraine	IP	H	R	ER	BB	SO	WP	HP	BK	IBB	SH	SF	2B	3B	HR	AB	BF	FO	GO	NP
TATARCHENKO YEHOE W,2-0	5.0	6	3	2	3	10	3	0	0	0	0	0	1	0	0	22	25	0	5	84
BOIKO OLEKSANDR SV,1	1.0	1	0	0	0	2	1	0	0	0	0	0	0	0	0	4	4	0	1	18

Poland	IP	H	R	ER	BB	SO	WP	HP	BK	IBB	SH	SF	2B	3B	HR	AB	BF	FO	GO	NP
DADACZ MichaS L,1-1	5.0	5	4	3	2	3	1	0	0	0	0	1	1	0	0	19	22	4	8	87
SKARZYCKI Dawid	1.0	0	1	0	1	0	0	0	0	0	0	0	0	0	0	4	5	1	2	16

Umpires: HP-Hernan Martinez (SWE), 1B-Chris Goldsmith (GBR)
Scorers: Nikolay Mutafchiev (BUL), Maurizio Ronchi (ITA)
TC: Henk Van Der Linde (NED), Peter Brink (NED)
Start: 14:04 Time: 1:47 Attendance: 55 Weather: Cloudy, 24c
Game Notes: None

Game Summary 15



Hungary - Bulgaria 22 - 3



Hungary 22, Bulgaria 3 - Composite Box Score
Jul 07, 2023 at Sofia (BUL) (Oktomvri)

Bulgaria.....111 0 - 3 1 6
Hungary.....38(11) X - 22 14 1

Bulgaria 3

PLAYER	AB	R	H	BI	2B	3B	HR	BB	SB	CS	HP	SH	SF	SO	IBB	KL	GDP	PO	A	E
TORCHANOV Andrey 2b/p	2	0	0	0	0	0	0	0	0	0	0	0	0	2	0	1	0	0	0	0
NIHRIZOV Ivan rf	0	0	0	0	0	0	0	1	0	0	0	0	0	0	0	0	0	0	0	0
GOLEMANOVA Nevelina ss/2b	3	0	0	0	0	0	0	0	0	0	0	0	0	2	0	0	0	1	0	2
GEORGIEV Yanislav p/ss	1	2	1	0	0	0	0	0	3	0	1	0	0	0	0	0	0	1	1	0
GANCHEV Petar c	1	0	0	0	0	0	0	1	1	0	0	0	0	0	0	0	0	5	2	1
LENKOV Stefan 1b	2	0	0	0	0	0	0	0	0	0	0	0	0	1	0	1	0	2	0	0
BESHKOV Alexandar 3b	2	0	0	0	0	0	0	0	0	0	0	0	0	2	0	0	0	0	0	0
KALOYAN Jordanov rf/p/lf	0	1	0	0	0	0	0	1	0	0	0	0	0	0	0	0	0	0	0	1
ORLINOV Georgi ph	1	0	0	0	0	0	0	0	0	0	0	0	0	1	0	1	0	0	0	0
ANDREEVA Adriana lf/p	1	0	0	0	0	0	0	1	0	0	0	0	0	1	0	1	0	0	0	1
MILADINOV Tsvetelin cf	0	0	0	0	0	0	0	0	1	0	1	0	0	0	0	0	0	0	0	1
KOLEV Erik ph	0	0	0	0	0	0	0	1	0	0	0	0	0	0	0	0	0	0	0	0
Totals	13	3	1	0	0	0	0	5	5	0	2	0	0	9	0	4	0	9	3	6

Hungary 22

PLAYER	AB	R	H	BI	2B	3B	HR	BB	SB	CS	HP	SH	SF	SO	IBB	KL	GDP	PO	A	E
SUM Benedek c	2	3	1	0	0	0	0	2	1	0	0	0	0	0	0	0	0	9	1	0
KENYERES Andras ss	2	3	0	0	0	0	0	2	1	0	0	0	0	0	0	0	0	0	0	1
FARKAS Gabor 3b	4	2	2	5	0	1	0	0	0	0	0	0	0	2	0	0	0	0	0	0
PAPP Robert p/lb	3	4	3	1	0	0	0	1	2	0	0	0	0	0	0	0	0	1	0	0
VASTAG MORA Adalbert 2b	3	3	3	3	0	2	0	1	0	0	0	0	0	0	0	0	0	0	0	0
FEKETE Kornel lb/p	2	2	2	2	1	0	0	2	0	0	0	0	0	0	0	0	0	2	0	0
STRICZKY Marcell cf	2	2	1	2	1	0	0	1	0	0	0	0	0	1	0	1	0	0	0	0
DEAK FARKAS Tamas ph/cf	1	0	1	1	0	0	0	0	0	0	0	0	0	0	0	0	0	0	0	0
FEKETE Kolos lf	2	1	0	0	0	0	0	2	0	1	0	0	0	2	0	0	0	0	0	0
MARKO Vince rf	2	2	1	1	0	0	0	1	1	0	0	0	0	1	0	0	0	0	0	0
FRANCESCHI Mauricio rf	0	0	0	0	0	0	0	0	0	0	0	0	0	0	0	0	0	0	0	0
Totals	23	22	14	15	2	3	0	12	5	1	0	0	0	6	0	1	0	12	1	1

Bulgaria	IP	H	R	ER	BB	SO	WP	HP	BK	IBB	SH	SF	2B	3B	HR	AB	BF	FO	GO	NP
GEORGIEV Yanislav L,0-2	2.1	8	12	9	5	4	2	0	0	0	0	0	1	2	0	15	20	1	1	77
TORCHANOV Andrey	0.1	5	9	9	4	1	4	0	0	0	0	0	1	1	0	6	10	0	0	39
KALOYAN Jordanov	0.0	0	1	1	3	0	0	0	0	0	0	0	0	0	0	0	3	0	0	12
ANDREEVA Adriana	0.1	1	0	0	0	1	0	0	0	0	0	0	0	0	0	2	2	0	0	7

Hungary	IP	H	R	ER	BB	SO	WP	HP	BK	IBB	SH	SF	2B	3B	HR	AB	BF	FO	GO	NP
PAPP Robert W,1-1	3.2	1	3	3	5	9	3	2	0	0	0	0	0	0	0	12	19	1	0	86
FEKETE Kornel	0.1	0	0	0	0	0	1	0	0	0	0	0	0	0	0	1	1	0	1	4

Umpires: HP-René LOELIGER (SUI), 1B-Dino Pierropoulos (GRE)
Scorers: Nikolay Mutafchiev (BUL), Maurizio Ronchi (ITA)
TC: Henk Van Der Linde (NED), Peter Brink (NED)
Start: 18:04 Time: 1:40 Attendance: 150 Weather: Clear, 25c
Game Notes: None

Team's stats



Belgium

BEL

(All Games, Sorted by Batting Avg)

Record: Tournament: 4-1 / Opening Round: 4-1 /

#	PLAYER	AVG	GP-GS	AB	R	H	2B	3B	HR	RBI	TB	SLG%	BB	HP	SO	GDP	OB%	SF	SH	SB-ATT
21	Van Den Branden Si	.727	5-5	11	4	8	0	0	0	6	8	.727	3	0	1	0	.786	0	1	2-2
4	Cadiou Louis	.714	4-1	7	5	5	0	1	0	2	7	1.000	0	1	1	0	.750	0	0	1-2
22	Gravino Virgilio	.667	2-0	3	3	2	0	0	0	2	2	.667	0	1	0	0	.750	0	0	0-0
12	Meir Leonnie	.545	5-4	11	8	6	2	0	0	5	8	.727	1	1	2	0	.615	0	0	1-1
20	De Quint Mil	.500	5-5	14	10	7	1	0	1	6	11	.786	5	0	0	0	.632	0	0	3-3
23	Ruggenberg Mats	.500	5-5	14	10	7	0	1	0	5	9	.643	4	0	0	0	.611	0	0	3-4
6	Placek Benjamin	.500	5-5	10	8	5	0	0	0	1	5	.500	4	1	1	0	.667	0	0	1-1
25	Raeymakers Vincent	.500	4-3	6	5	3	0	0	0	0	3	.500	3	0	2	0	.667	0	0	0-0
7	Van Molle Lowie	.500	4-0	2	1	1	0	0	0	2	1	.500	1	0	0	0	.667	0	0	1-1
13	Ruggenberg Sem	.462	5-5	13	7	6	0	0	0	5	6	.462	0	1	0	0	.500	0	1	1-1
15	Lanssens Jamie	.400	4-1	5	3	2	0	1	0	3	4	.800	1	1	1	0	.571	0	0	0-0
17	Van Den Bogaert Re	.286	5-3	7	4	2	1	1	0	5	5	.714	4	0	2	0	.545	0	0	0-0
14	Verhaert Lucas	.250	4-1	4	2	1	0	0	0	2	1	.250	2	0	1	0	.500	0	0	0-0
3	Santens William	.200	4-0	5	5	1	0	0	0	2	1	.200	2	0	0	0	.429	0	0	0-0
5	Frijns Wout	.182	5-4	11	2	2	0	0	0	2	2	.182	1	0	2	0	.250	0	0	0-0
9	Raeymakers Louis	.167	5-1	6	2	1	0	1	0	4	3	.500	1	0	1	0	.286	0	0	1-1
11	Elsen Jente	.000	2-2	1	1	0	0	0	0	0	0	.000	0	1	0	0	.500	0	0	0-0
8	Liessens Robbe	.000	3-0	1	2	0	0	0	0	0	0	.000	1	0	0	0	.500	0	0	0-0
Totals		.450		131	82	59	4	5	1	52	76	.580	33	7	14	0	.579	0	2	14-16
Opponents		.267		86	17	23	5	0	0	15	28	.326	21	6	22	1	.442	0	3	3-7

(All Games, Sorted by Earned Run Avg)

#	PLAYER	ERA	W-L	SV	IP	G	GS	CG	SHO	H	R	ER	BB	SO	2B	3B	HR	AB	B/Avg	WP	HP	BK	IBB	SHA	SFA
15	Lanssens Jamie	0.00	0-0	0	0.0	1	1	0	0	0	2	2	2	0	0	0	0	0	.NAN	1	0	0	0	0	0
23	Ruggenberg Mats	0.00	1-0	0	2.0	2	0	0	0	0	0	0	0	3	0	0	0	7	.000	1	0	0	0	0	0
13	Ruggenberg Sem	0.00	0-0	0	2.2	1	0	0	0	2	0	0	1	3	0	0	0	9	.222	0	2	0	0	0	0
3	Santens William	0.00	1-0	0	1.0	1	0	0	0	1	0	0	1	2	0	0	0	4	.250	0	0	0	0	0	0
20	De Quint Mil	2.57	0-0	0	2.1	2	0	0	0	2	2	1	4	2	1	0	10	.200	4	0	0	0	0	0	
25	Raeymakers Vincent	2.77	1-0	0	4.1	2	2	0	0	2	2	2	5	5	0	0	11	.182	0	0	0	0	2	0	
11	Elsen Jente	4.15	0-0	0	4.1	2	2	0	0	8	3	3	2	2	2	0	20	.400	1	2	0	0	0	0	
8	Liessens Robbe	6.00	1-0	0	2.0	2	0	0	0	1	2	2	3	4	0	0	8	.125	1	0	0	0	0	0	
12	Meir Leonnie	7.20	0-1	0	3.1	2	0	0	0	7	6	4	3	1	2	0	17	.412	2	2	0	0	1	0	
Totals		3.82	4-1	0	22.0	5	5	0	0	23	17	14	21	22	5	0	86	.267	10	6	0	0	3	0	
Opponents		17.43	1-4	0	21.0	5	5	0	0	59	82	61	33	14	4	5	1	131	.450	25	7	0	0	2	0

(All Games, Sorted by Fielding Pct)

#	PLAYER	C	PO	A	E	DP	FLD%	CSB	SBA	SBA%	CI	PB
21	Van Den Branden Si	15	14	1	0	0	1.000	1	2	.667	0	1
13	Ruggenberg Sem	14	10	4	0	0	1.000	2	0	.000	0	0
5	Frijns Wout	12	5	7	0	1	1.000	0	0	0	0	0
23	Ruggenberg Mats	12	10	2	0	2	1.000	0	0	0	0	0
4	Cadiou Louis	8	7	1	0	0	1.000	1	1	.500	0	0
15	Lanssens Jamie	5	5	0	0	0	1.000	0	0	0	0	0
6	Placek Benjamin	3	2	1	0	0	1.000	0	0	0	0	0
22	Gravino Virgilio	2	1	1	0	0	1.000	0	0	0	0	0
14	Verhaert Lucas	1	1	0	0	0	1.000	0	0	0	0	0
20	De Quint Mil	12	6	5	1	2	.917	0	0	0	0	0
12	Meir Leonnie	7	1	4	2	1	.714	0	0	0	0	0
17	Van Den Bogaert Re	7	4	1	2	0	.714	0	0	0	0	0
25	Raeymakers Vincent	3	0	2	1	0	.667	0	0	0	0	0
11	Elsen Jente	1	0	0	1	0	.000	0	0	0	0	0
3	Santens William	1	0	0	1	0	.000	0	0	0	0	0
Totals		103	66	29	8	2	.922	4	3	.429	0	1
Opponents		115	63	24	28	0	.757	2	14	.875	0	9

Team's stats



Bulgaria

BUL

(All Games, Sorted by Batting Avg)

Record: Tournament: 0-5 / Opening Round: 0-5 /

#	PLAYER	AVG	GP-GS	AB	R	H	2B	3B	HR	RBI	TB	SLG%	BB	HP	SO	GDP	OB%	SF	SH	SB-ATT
13	Orlinov Georgi	.500	4-3	4	0	2	0	0	0	0	2	.500	1	0	2	0	.600	0	0	0-0
5	Georgiev Yanislav	.375	5-5	8	6	3	0	1	0	0	5	.625	3	1	2	0	.583	0	0	3-3
7	Lenkov Stefan	.333	5-3	6	1	2	0	0	0	2	2	.333	1	0	2	0	.429	0	0	1-1
2	Ganchev Petar	.300	5-5	10	2	3	1	1	0	3	6	.600	1	0	1	1	.364	0	0	1-1
10	Golemanova Nevelin	.182	4-4	11	1	2	0	0	0	0	2	.182	0	0	5	0	.182	0	0	0-0
6	Beshkov Alexandar	.143	4-4	7	0	1	0	0	0	1	1	.143	1	0	4	0	.250	0	0	0-0
11	Kaloyan Jordanov	.000	3-3	1	1	0	0	0	0	0	0	.000	5	0	1	0	.833	0	0	0-0
4	Torchanov Andrey	.000	4-3	4	0	0	0	0	0	0	0	.000	3	0	4	0	.429	0	0	0-0
8	Petrov Georgi	.000	2-1	2	0	0	0	0	0	0	0	.000	0	0	2	0	.000	0	0	0-0
1	Andreeva Adriana	.000	5-3	3	0	0	0	0	0	0	0	.000	2	0	3	0	.400	0	0	0-0
3	Arnaudov Viktor	.000	3-2	2	0	0	0	0	0	0	0	.000	2	1	2	0	.600	0	0	1-1
15	Ivanov Dimitar	.000	1-1	2	0	0	0	0	0	0	0	.000	0	0	2	0	.000	0	0	0-0
20	Kolev Erik	.000	4-2	2	0	0	0	0	0	0	0	.000	1	0	1	0	.333	0	0	0-0
19	Miladinov Tsveteli	.000	4-2	4	0	0	0	0	0	0	0	.000	0	1	4	0	.200	0	0	1-1
9	Nihrizov Ivan	.000	3-2	3	0	0	0	0	0	0	0	.000	2	0	2	0	.400	0	0	0-0
12	Shopov Simone	.000	3-2	4	0	0	0	0	0	0	0	.000	0	0	1	0	.000	0	0	0-0
Totals		.178		73	11	13	1	2	0	6	18	.247	22	3	38	1	.388	0	0	7-7
Opponents		.423		123	104	52	5	10	1	59	80	.65	57	6	24	0	.618	0	0	11-12

(All Games, Sorted by Earned Run Avg)

#	PLAYER	ERA	W-L	SV	IP	G	GS	CG	SHO	H	R	ER	BB	SO	2B	3B	HR	AB	B/Avg	WP	HP	BK	IBB	SHA	SFA
11	Kaloyan Jordanov	0.00	0-0	0	0.0	1	0	0	0	0	1	1	3	0	0	0	0	0	.NAN	0	0	0	0	0	0
6	Beshkov Alexandar	1.50	0-0	0	4.0	2	0	0	0	6	6	1	3	3	0	1	0	21	.286	1	2	0	0	0	0
10	Golemanova Nevelin	4.50	0-0	0	1.1	1	0	0	0	2	1	1	3	0	0	0	0	6	.333	1	0	0	0	0	0
15	Ivanov Dimitar	6.00	0-1	0	2.0	1	1	0	0	4	12	2	4	5	1	2	0	15	.267	5	1	0	0	0	0
13	Orlinov Georgi	10.80	0-1	0	1.2	1	1	0	0	1	7	3	7	5	0	0	0	7	.143	6	0	0	0	0	0
2	Ganchev Petar	18.00	0-1	0	2.0	1	1	0	0	3	9	6	8	2	0	1	0	9	.333	6	0	0	0	0	0
5	Georgiev Yanislav	28.80	0-2	0	3.1	2	2	0	0	16	27	16	9	5	2	3	0	30	.533	5	0	0	0	0	0
7	Lenkov Stefan	33.00	0-0	0	2.0	2	0	0	0	6	17	11	8	2	0	1	1	16	.375	4	2	0	0	0	0
1	Andreeva Adriana	67.50	0-0	0	1.1	2	0	0	0	9	15	15	8	1	1	1	0	13	.692	8	1	0	0	0	0
4	Torchanov Andrey	162.00	0-0	0	0.1	1	0	0	0	5	9	9	4	1	1	1	0	6	.833	4	0	0	0	0	0
Totals		21.67	0-5	0	18.0	5	5	0	0	52	104	65	57	24	5	10	1	123	.423	40	6	0	0	0	0
Opponents		3.30	5-0	0	20.0	5	5	0	0	13	11	11	22	38	1	2	0	73	.178	12	3	0	0	0	0

(All Games, Sorted by Fielding Pct)

#	PLAYER	C	PO	A	E	DP	FLD%	CSB	SBA	SBA%	CI	PB
7	Lenkov Stefan	9	6	2	1	0	.889	0	0	0	0	0
2	Ganchev Petar	28	18	5	5	1	.821	1	9	.900	0	11
5	Georgiev Yanislav	22	13	4	5	0	.773	0	2	1.000	0	1
4	Torchanov Andrey	4	1	2	1	0	.750	0	0	0	0	0
13	Orlinov Georgi	9	6	0	3	0	.667	0	0	0	0	0
10	Golemanova Nevelin	13	6	2	5	1	.615	0	0	0	0	0
6	Beshkov Alexandar	7	1	3	3	0	.571	0	0	0	0	0
11	Kaloyan Jordanov	4	1	1	2	0	.500	0	0	0	0	0
20	Kolev Erik	4	2	0	2	0	.500	0	0	0	0	0
8	Petrov Georgi	2	0	0	2	0	.000	0	0	0	0	0
19	Miladinov Tsveteli	2	0	0	2	0	.000	0	0	0	0	0
9	Nihrizov Ivan	2	0	0	2	0	.000	0	0	0	0	0
1	Andreeva Adriana	1	0	0	1	0	.000	0	0	0	0	0
12	Shopov Simone	1	0	0	1	0	.000	0	0	0	0	0
Totals		108	54	19	35	1	.676	1	11	.917	0	12
Opponents		82	60	14	8	2	.902	0	7	1.000	0	0

Team's stats



Hungary

HUN

(All Games, Sorted by Batting Avg)

Record: Tournament: 2-3 / Opening Round: 2-3 /

#	PLAYER	AVG	GP-GS	AB	R	H	2B	3B	HR	RBI	TB	SLG%	BB	HP	SO	GDP	OB%	SF	SH	SB-ATT
1	Papp Robert	.692	5-5	13	11	9	1	1	0	6	12	.923	6	0	1	0	.789	0	0	4-5
7	Vastag Mora Adalbe	.467	5-5	15	9	7	0	2	0	5	11	.733	3	0	0	0	.556	0	0	1-1
2	Farkas Gabor	.462	5-5	13	7	6	2	2	0	8	12	.923	2	3	5	0	.611	0	0	1-1
4	Sum Benedek	.400	5-5	15	9	6	0	0	0	3	6	.400	4	1	1	0	.550	0	0	3-3
40	Kenyeres Andras	.313	5-5	16	9	5	1	0	0	3	6	.375	3	1	3	0	.450	0	0	3-4
34	Marko Vince	.300	5-5	10	5	3	0	0	0	2	3	.300	4	1	4	0	.533	0	0	2-2
5	Deak Farkas Tamas	.286	4-3	7	2	2	0	0	0	3	2	.286	1	0	0	0	.375	0	0	1-1
8	Fekete Kornel	.273	5-5	11	7	3	2	0	0	4	5	.455	7	1	5	0	.579	0	0	0-0
19	Striczky Marcell	.111	5-5	9	4	1	1	0	0	3	2	.222	7	2	4	0	.556	0	0	0-0
10	Franceschi Maurici	.000	3-1	5	0	0	0	0	0	0	0	.000	0	0	4	0	.000	0	0	0-0
52	Fekete Kolos	.000	2-1	3	1	0	0	0	0	0	0	.000	2	0	2	0	.400	0	0	0-1
Totals		.359		117	64	42	7	5	0	37	59	.504	39	9	29	0	.545	0	0	15-18
Opponents		.401		137	74	55	10	8	5	55	96	.701	31	9	34	0	.537	0	0	20-22

(All Games, Sorted by Earned Run Avg)

#	PLAYER	ERA	W-L	SV	IP	G	GS	CG	SHO	H	R	ER	BB	SO	2B	3B	HR	AB	B/Avg	WP	HP	BK	IBB	SHA	SFA
7	Vastag Mora Adalbe	4.80	0-0	0	5.0	2	0	0	0	11	13	4	5	8	3	2	0	27	.407	2	0	0	0	0	0
2	Farkas Gabor	4.91	1-0	0	3.2	2	1	0	0	7	10	3	6	4	1	1	1	20	.350	4	0	0	0	0	0
1	Papp Robert	5.63	1-1	0	5.1	2	2	0	0	7	12	5	7	13	1	1	0	24	.292	4	4	0	0	0	0
8	Fekete Kornel	9.00	0-0	0	2.0	3	0	0	0	4	5	3	2	1	1	0	0	11	.364	2	0	0	0	0	0
4	Sum Benedek	10.80	0-1	0	3.1	2	1	0	0	9	11	6	3	6	1	2	2	22	.409	6	1	0	0	0	0
34	Marko Vince	13.09	0-1	0	3.2	1	1	0	0	8	10	8	4	0	1	0	0	20	.400	3	2	0	0	0	0
19	Striczky Marcell	36.00	0-0	0	0.2	1	0	0	0	3	4	4	1	1	0	0	1	5	.600	1	1	0	0	0	0
40	Kenyeres Andras	72.00	0-0	0	0.2	2	0	0	0	6	9	8	3	1	2	2	1	8	.750	3	1	0	0	0	0
Totals		10.11	2-3	0	24.1	5	5	0	0	55	74	41	31	34	10	8	5	137	.401	25	9	0	0	0	0
Opponents		12.00	3-2	1	24.0	5	5	0	0	42	64	48	39	29	7	5	0	117	.359	29	9	0	0	0	0

(All Games, Sorted by Fielding Pct)

#	PLAYER	C	PO	A	E	DP	FLD%	CSB	SBA	SBA%	CI	PB
10	Franceschi Maurici	1	1	0	0	0	1.000	0	0	0	0	0
8	Fekete Kornel	23	22	0	1	1	.957	0	0	0	0	0
1	Papp Robert	26	17	5	4	0	.846	2	6	.750	0	6
34	Marko Vince	6	3	2	1	0	.833	0	0	0	0	0
7	Vastag Mora Adalbe	21	6	11	4	0	.810	0	2	1.000	0	0
40	Kenyeres Andras	10	7	1	2	0	.800	0	6	1.000	0	0
4	Sum Benedek	20	13	2	5	0	.750	0	6	1.000	0	0
2	Farkas Gabor	7	3	2	2	0	.714	0	0	0	0	0
5	Deak Farkas Tamas	2	1	0	1	0	.500	0	0	0	0	0
19	Striczky Marcell	1	0	0	1	0	.000	0	0	0	0	0
Totals		117	73	23	21	1	.821	2	20	.909	0	6
Opponents		119	72	23	24	2	.798	3	15	.833	0	11

Team's stats

Poland

POL

(All Games, Sorted by Batting Avg)

Record: Tournament: 3-2 / Opening Round: 3-2 /

#	PLAYER	AVG	GP-GS	AB	R	H	2B	3B	HR	RBI	TB	SLG%	BB	HP	SO	GDP	OB%	SF	SH	SB-ATT
4	Dzikolowski Tymote	1.000	1-0	1	0	1	0	0	0	1	1	1.000	0	0	0	0	1.000	0	0	0-0
10	Misiak Krzysztof	1.000	1-0	1	0	1	0	0	0	1	1	1.000	1	0	0	0	1.000	0	0	0-0
14	Deda Jerzy	.600	5-5	15	6	9	3	2	0	7	16	1.067	1	0	2	0	.625	0	1	3-3
15	Tarka Igor	.571	5-5	14	6	8	1	0	1	4	12	.857	5	0	2	0	.684	0	0	2-2
13	Dadacz MichaS	.417	5-4	12	6	5	0	0	0	2	5	.417	2	0	6	0	.500	0	0	2-2
17	KopeS Oskar	.375	5-5	16	6	6	1	0	0	3	7	.438	1	0	5	0	.412	0	0	3-4
1	Kiszka Jan	.375	4-4	8	5	3	0	0	0	1	3	.375	5	1	3	0	.643	0	0	0-1
11	Perry Ray	.214	4-4	14	5	3	1	1	0	3	6	.429	0	0	2	0	.214	0	0	1-1
9	SkarSycki Dawid	.182	5-5	11	6	2	0	0	1	4	5	.455	4	2	5	0	.471	0	0	0-0
6	Gryglak Oskar	.111	4-4	9	6	1	0	0	0	2	1	.111	5	0	5	0	.429	0	1	1-1
8	PierchaSa Dawid	.000	3-1	1	1	0	0	0	0	1	0	.000	4	0	0	0	.800	0	0	0-0
3	Wilk Dominik	.000	2-1	6	1	0	0	0	0	1	0	.000	0	0	3	0	.000	0	0	0-0
12	Lewicki Szymon	.000	2-1	3	2	0	0	0	0	0	0	.000	1	0	1	0	.250	0	0	0-0
20	Rogowiec Tomasz	.000	5-3	6	3	0	0	0	0	1	0	.000	3	0	3	0	.333	0	0	2-2
5	Skrzymowski Jan	.000	4-3	4	0	0	0	0	0	0	0	.000	3	0	4	0	.429	0	0	1-1
7	Bara Gabriel	.000	1-0	0	2	0	0	0	0	1	0	.000	2	1	0	0	1.000	0	0	0-0
Totals		.322		121	55	39	6	3	2	32	57	.471	37	4	41	0	.494	0	2	15-17
Opponents		.259		108	38	28	4	4	0	20	40	.37	25	4	26	0	.413	1	1	9-10

(All Games, Sorted by Earned Run Avg)

#	PLAYER	ERA	W-L	SV	IP	G	GS	CG	SHO	H	R	ER	BB	SO	2B	3B	HR	AB	B/Avg	WP	HP	BK	IBB	SHA	SFA
8	PierchaSa Dawid	0.00	0-0	0	0.0	1	0	0	0	0	4	3	2	0	0	0	0	2	.000	0	0	0	0	0	0
1	Kiszka Jan	0.00	1-0	0	1.0	1	0	0	0	0	0	0	1	1	0	0	0	3	.000	0	0	0	0	0	0
17	KopeS Oskar	0.00	0-0	0	0.1	1	0	0	0	1	0	0	1	0	0	0	0	2	.500	2	0	0	0	0	0
9	SkarSycki Dawid	0.00	1-0	0	4.0	2	1	0	0	1	6	0	4	1	0	0	0	15	.067	1	3	0	0	0	0
13	Dadacz MichaS	2.77	1-1	0	8.2	2	2	0	0	7	5	4	5	6	2	0	0	34	.206	1	0	0	0	0	1
14	Deda Jerzy	6.00	0-0	0	1.0	1	1	0	0	2	1	1	1	2	0	1	0	5	.400	1	0	0	0	0	0
5	Skrzymowski Jan	6.00	0-0	0	1.0	1	0	0	0	1	1	1	2	2	0	0	0	3	.333	1	0	0	0	0	0
20	Rogowiec Tomasz	7.41	0-1	1	5.2	2	1	0	0	6	9	7	4	6	1	0	0	23	.261	1	1	0	0	1	0
15	Tarka Igor	12.00	0-0	0	2.0	1	0	0	0	3	4	4	2	5	0	1	0	9	.333	1	0	0	0	0	0
6	Gryglak Oskar	18.00	0-0	1	2.0	1	0	0	0	7	8	6	3	3	1	2	0	12	.583	2	0	0	0	0	0
Totals		6.08	3-2	2	25.2	5	5	0	0	28	38	26	25	26	4	4	0	108	.259	10	4	0	0	1	1
Opponents		5.52	2-3	1	25.0	5	5	0	0	39	55	23	37	41	6	3	2	121	.322	23	4	0	0	2	0

(All Games, Sorted by Fielding Pct)

#	PLAYER	C	PO	A	E	DP	FLD%	CSB	SBA	SBA%	CI	PB
15	Tarka Igor	9	7	2	0	1	1.000	0	0	0	0	0
8	PierchaSa Dawid	4	3	1	0	0	1.000	0	0	0	0	0
17	KopeS Oskar	3	3	0	0	0	1.000	0	0	0	0	0
1	Lewicki Szymon	1	1	0	0	0	1.000	0	0	0	0	0
10	Misiak Krzysztof	1	1	0	0	0	1.000	0	0	0	0	0
9	SkarSycki Dawid	23	22	0	1	1	.957	0	0	0	0	0
6	Gryglak Oskar	15	6	7	2	0	.867	0	0	0	0	0
14	Deda Jerzy	21	15	3	3	0	.857	1	4	.800	0	3
11	Perry Ray	5	2	2	1	1	.800	0	0	0	0	0
5	Skrzymowski Jan	5	3	1	1	0	.800	0	0	0	0	0
13	Dadacz MichaS	24	13	6	5	0	.792	0	5	1.000	0	10
1	Kiszka Jan	8	1	4	3	0	.625	0	0	0	0	0
20	Rogowiec Tomasz	4	0	2	2	0	.500	0	0	0	0	0
7	Bara Gabriel	1	0	0	1	0	.000	0	0	0	0	0
Totals		124	77	28	19	2	.847	1	9	.900	0	13
Opponents		124	75	26	23	0	.815	2	15	.882	0	6

Team's stats

	Slovakia	SVK
---	----------	-----

(All Games, Sorted by Batting Avg)

Record: Tournament: 1-4 / Opening Round: 1-4 /

#	PLAYER	AVG	GP-GS	AB	R	H	2B	3B	HR	RBI	TB	SLG%	BB	HP	SO	GDP	OB%	SF	SH	SB-ATT
11	Kotlarik Ondrej	.636	5-5	11	3	7	2	1	0	7	11	1.000	2	1	0	0	.714	0	0	0-1
19	HeSko Gabriel	.333	4-3	9	1	3	0	0	0	3	3	.333	0	0	2	0	.333	0	0	0-0
18	ANDRIS Matija	.333	4-4	9	2	3	1	0	0	4	4	.444	0	0	2	0	.333	0	0	0-0
10	Vachula Jakub	.333	2-2	3	1	1	0	0	0	1	3	.333	3	0	1	0	.667	0	0	0-0
13	Pardavy Richard	.300	4-4	10	4	3	0	0	0	1	3	.300	2	0	1	0	.417	0	0	0-0
5	Benak JerguS	.286	5-3	7	2	2	1	1	0	1	5	.714	2	0	4	0	.444	0	0	0-1
8	TURINIS Damian	.222	4-2	9	2	2	0	0	0	2	2	.222	1	0	2	0	.300	0	0	0-0
3	MiSak Jakub	.167	5-3	6	3	1	0	0	0	0	1	.167	4	0	4	0	.500	0	0	1-1
7	Zvonar TomaS	.167	2-2	6	1	1	1	0	0	0	2	.333	1	0	3	0	.286	0	0	0-0
14	Miko Jakub	.143	4-3	7	2	1	0	0	0	1	1	.143	2	0	2	0	.333	0	0	0-0
6	Serdel Adam	.125	4-3	8	1	1	0	0	0	0	1	.125	0	0	2	0	.125	0	0	0-0
1	Panak Ryan Tomas	.000	3-2	6	1	0	0	0	0	0	0	.000	1	0	3	0	.143	0	0	1-1
4	BETYAR TomaS	.000	2-1	1	2	0	0	0	0	0	0	.000	3	0	1	0	.750	0	0	0-0
20	Binovec LukaS	.000	3-2	4	0	0	0	0	0	0	0	.000	0	0	4	0	1.000	0	0	0-0
12	GaSparik Pavol	.000	5-3	3	2	0	0	0	0	0	0	.000	1	1	1	0	.400	0	0	0-0
2	DaniS Mathias	.000	3-0	1	1	0	0	0	0	0	0	.000	0	1	0	0	.500	0	0	0-0
9	TIETZ Patrik	.000	4-3	5	1	0	0	0	0	0	0	.000	2	0	2	0	.286	0	0	1-1
16	Zambojova Liliana	.000	3-0	2	0	0	0	0	0	0	0	.000	0	0	0	0	.000	0	0	0-0
Totals		.234		107	29	25	5	2	0	19	34	.318	24	3	34	0	.388	0	0	3-5
Opponents		.369		111	56	41	7	2	1	34	55	.495	39	7	21	0	.554	0	0	18-20

(All Games, Sorted by Earned Run Avg)

#	PLAYER	ERA	W-L	SV	IP	G	GS	CG	SHO	H	R	ER	BB	SO	2B	3B	HR	AB	B/Avg	WP	HP	BK	IBB	SHA	SFA
4	BETYAR TomaS	0.00	0-0	0	1.2	1	0	0	0	2	1	0	1	2	2	0	0	6	.333	0	0	0	0	0	0
13	Pardavy Richard	0.00	0-0	0	2.2	1	0	0	0	1	0	0	1	2	1	0	0	7	.143	0	0	0	0	0	0
14	Miko Jakub	0.00	0-0	0	1.1	1	1	0	0	0	0	0	3	1	0	0	0	4	.000	0	0	0	0	0	0
9	TIETZ Patrik	3.60	0-0	0	1.2	1	0	0	0	4	1	1	2	3	0	0	0	7	.571	2	0	0	0	0	0
20	Binovec LukaS	6.00	0-0	0	1.0	1	0	0	0	1	1	1	1	2	0	0	0	4	.250	1	0	0	0	0	0
11	Kotlarik Ondrej	7.71	0-1	0	2.1	1	1	0	0	3	4	3	3	2	0	0	1	11	.273	1	0	0	0	0	0
18	ANDRIS Matija	9.82	0-2	0	3.2	2	2	0	0	6	12	6	5	2	0	0	0	16	.375	5	4	0	0	0	0
16	Zambojova Liliana	12.60	0-0	0	3.1	3	0	0	0	7	7	6	2	2	1	0	0	18	.389	4	0	0	0	0	0
2	DaniS Mathias	14.00	1-0	0	3.0	3	0	0	0	9	11	7	5	1	1	1	0	18	.500	2	0	0	0	0	0
15	Benak JerguS	18.00	0-0	0	1.1	1	0	0	0	3	5	4	3	1	0	0	0	7	.429	3	2	0	0	0	0
7	Zvonar TomaS	30.00	0-0	0	1.0	1	0	0	0	1	5	5	6	1	0	0	0	4	.250	3	0	0	0	0	0
19	HeSko Gabriel	42.00	0-1	0	1.0	1	1	0	0	4	9	7	3	2	1	0	0	9	.444	6	1	0	0	0	0
Totals		10.25	1-4	0	24.0	5	5	0	0	41	56	41	39	21	7	2	1	111	.369	27	7	0	0	0	0
Opponents		3.00	4-1	2	26.0	5	5	0	0	25	29	13	24	34	5	2	0	107	.234	15	3	0	0	0	0

(All Games, Sorted by Fielding Pct)

#	PLAYER	C	PO	A	E	DP	FLD%	CSB	SBA	SBA%	CI	PB
8	TURINIS Damian	9	8	1	0	0	1.000	0	0	0	0	0
13	Pardavy Richard	6	3	3	0	0	1.000	0	0	0	0	0
3	MiSak Jakub	6	3	3	0	0	1.000	0	0	0	0	0
4	BETYAR TomaS	2	1	1	0	0	1.000	0	0	0	0	0
16	Zambojova Liliana	1	0	1	0	0	1.000	0	0	0	0	0
11	Kotlarik Ondrej	20	16	3	1	0	.950	0	0	0	0	0
14	Miko Jakub	13	10	2	1	0	.923	1	8	.889	1	2
1	Panak Ryan Tomas	10	8	1	1	1	.900	0	0	0	0	0
12	GaSparik Pavol	10	6	3	1	0	.900	0	5	1.000	0	0
19	HeSko Gabriel	7	6	0	1	0	.857	0	0	0	0	0
15	Benak JerguS	13	6	5	2	0	.846	1	5	.833	0	1
18	ANDRIS Matija	11	4	5	2	1	.818	0	0	0	0	0
9	TIETZ Patrik	4	1	1	2	0	.500	0	0	0	0	0
2	DaniS Mathias	2	0	1	1	0	.500	0	0	0	0	0
20	Binovec LukaS	3	0	1	2	0	.333	0	0	0	0	0
7	Zvonar TomaS	4	0	1	3	0	.250	0	0	0	0	0
6	Serdel Adam	1	0	0	1	0	.000	0	0	0	0	0
10	Vachula Jakub	1	0	0	1	0	.000	0	0	0	0	0
Totals		123	72	32	19	1	.846	2	18	.900	1	3
Opponents		116	78	23	15	1	.871	2	3	.600	0	4

Team's stats



Ukraine

UKR

(All Games, Sorted by Batting Avg)

Record: Tournament: 5-0 / Opening Round: 5-0 /

#	PLAYER	AVG	GP-GS	AB	R	H	2B	3B	HR	RBI	TB	SLG%	BB	HP	SO	GDP	OB%	SF	SH	SB-ATT
11	HUTKOVSKIY BOHDAN	.588	5-5	17	9	10	2	2	0	6	16	.941	1	0	4	0	.611	0	0	1-1
10	AFONIN ARTEM	.500	5-5	14	5	7	3	1	0	4	12	.857	0	1	3	0	.533	0	0	0-0
5	POLIARSKIY OLEKSII	.500	5-5	10	8	5	0	0	1	6	8	.800	3	3	0	0	.688	0	0	1-1
24	Abbiazov Nizar	.500	1-0	2	1	1	1	0	0	0	2	1.000	0	0	0	0	.500	0	0	0-0
16	BEZUHLYI MARK	.385	5-5	13	4	5	2	0	0	4	7	.538	4	0	2	0	.529	0	0	0-0
9	TKACHENKO TYKHON	.364	5-5	11	6	4	1	1	0	3	7	.636	3	1	2	0	.533	0	0	1-1
1	NOVAK ANDRII	.353	5-5	17	8	6	1	2	1	7	14	.824	2	0	1	0	.421	0	0	4-4
15	BONDAR VOLODYMYR	.333	3-1	3	1	1	0	0	0	0	1	.333	1	0	1	0	.500	0	0	1-1
18	MAKSYMENKO ILLIA	.308	5-5	13	8	4	0	0	1	6	7	.538	3	3	1	0	.526	0	0	0-1
7	TATARCHENKO YEHOR	.200	5-5	10	5	2	0	1	1	5	7	.700	5	0	4	0	.438	1	1	0-0
22	BOIKO OLEKSANDR	.000	3-0	1	0	0	0	0	0	0	0	.000	0	0	0	0	.000	0	0	0-0
20	PLAKHTIENKO DANYL	.000	3-0	2	0	0	0	0	0	0	0	.000	0	0	0	0	.000	0	0	0-0
13	VASIUK ANDRII	.000	4-4	8	4	0	0	0	0	2	0	.000	4	0	3	0	.333	0	0	1-1
23	TUSHYN YEHOR	.000	2-0	1	0	0	0	0	0	0	0	.000	0	0	1	0	.000	0	0	0-0
3	BURKENIA ARYSTARKH	.000	2-0	0	1	0	0	0	0	0	0	.000	1	0	0	0	1.000	0	0	0-0
Totals		.369		122	60	45	10	7	4	43	81	.664	27	8	22	0	.506	1	1	9-10
Opponents		.226		106	12	24	2	0	0	6	26	.245	9	2	51	0	.299	0	1	2-2



(All Games, Sorted by Earned Run Avg)

#	PLAYER	ERA	W-L	SV	IP	G	GS	CG	SHO	H	R	ER	BB	SO	2B	3B	HR	AB	B/Avg	WP	HP	BK	IBB	SHA	SFA
22	BOIKO OLEKSANDR	0.00	0-0	1	1.1	2	0	0	0	1	0	0	0	3	0	0	0	5	.200	1	0	0	0	0	0
11	HUTKOVSKIY BOHDAN	0.00	0-0	0	2.0	1	1	0	0	0	0	0	0	5	0	0	0	7	.000	1	1	0	0	0	0
9	TKACHENKO TYKHON	0.00	1-0	0	1.2	1	0	0	0	1	0	0	1	4	1	0	0	7	.143	0	0	0	0	0	0
16	BEZUHLYI MARK	0.00	0-0	0	1.2	1	0	0	0	0	0	0	0	2	0	0	0	5	.000	0	0	0	0	0	0
13	VASIUK ANDRII	1.13	1-0	1	5.1	2	0	0	0	8	3	1	0	11	0	0	0	25	.320	2	0	0	0	0	0
7	TATARCHENKO YEHOR	1.50	2-0	0	8.0	2	2	0	0	7	3	2	3	17	1	0	0	32	.219	3	0	0	0	0	0
10	AFONIN ARTEM	2.00	1-0	0	3.0	1	1	0	0	3	2	1	4	5	0	0	0	13	.231	2	0	0	0	0	0
18	MAKSYMENKO ILLIA	4.50	0-0	0	2.2	1	1	0	0	3	2	2	0	3	0	0	0	10	.300	0	0	0	0	1	0
23	TUSHYN YEHOR	36.00	0-0	0	0.1	1	0	0	0	1	2	2	1	1	0	0	0	2	.500	3	1	0	0	0	0
Totals		1.85	5-0	2	26.0	5	5	0	0	24	12	8	9	51	2	0	0	106	.226	12	2	0	0	1	0
Opponents		9.75	0-5	0	24.0	5	5	0	0	45	60	39	27	22	10	7	4	122	.369	20	8	0	0	1	1

(All Games, Sorted by Fielding Pct)

#	PLAYER	C	PO	A	E	DP	FLD%	CSB	SBA	SBA%	CI	PB
5	POLIARSKIY OLEKSII	9	9	0	0	0	1.000	0	0	0	0	0
3	BURKENIA ARYSTARKH	4	4	0	0	0	1.000	0	0	0	0	0
15	BONDAR VOLODYMYR	1	1	0	0	0	1.000	0	0	0	0	0
10	AFONIN ARTEM	34	32	1	1	0	.971	0	0	0	0	1
1	NOVAK ANDRII	13	12	0	1	0	.923	0	2	1.000	0	1
13	VASIUK ANDRII	9	6	2	1	0	.889	0	0	0	0	0
7	TATARCHENKO YEHOR	13	10	1	2	0	.846	0	0	0	0	0
18	MAKSYMENKO ILLIA	5	2	2	1	0	.800	0	0	0	0	0
11	HUTKOVSKIY BOHDAN	5	2	2	1	0	.800	0	0	0	0	0
16	BEZUHLYI MARK	4	0	3	1	0	.750	0	0	0	0	0
9	TKACHENKO TYKHON	5	0	3	2	0	.600	0	0	0	0	0
20	PLAKHTIENKO DANYL	1	0	0	1	0	.000	0	0	0	0	0
Totals		103	78	14	11	0	.893	0	2	1.000	0	2
Opponents		122	72	35	15	2	.877	1	9	.900	1	7

Schedule and Results

Game	At time	Ballpark	Pool	Home team	Visiting team	Final Score	Inn
Saturday 8 th July							
16	11:00	Oktomvori	F	 Ukraine	 Belgium	13-2	5
QUALIFIER GAME -----1ST - 2ND							

In each game the home team is named first

Game Summary 16

	Ukraine – Belgium 13 – 2	
---	---	---

Ukraine 13, Belgium 2 - Composite Box Score
Jul 08, 2023 at Sofia (BUL) (Oktomvri)

Belgium.....200 00 - 2 1 2
Ukraine.....121 72 - 13 8 2

Belgium 2

PLAYER	AB	R	H	BI	2B	3B	HR	BB	SB	CS	HP	SH	SF	SO	IBB	KL	GDP	PO	A	E
RUGGENBERG Mats cf/p/cf/lb	1	1	0	0	0	0	0	1	0	0	0	0	0	0	0	0	0	0	1	0
CADIOU Louis lf	1	1	0	0	0	0	0	0	0	0	1	0	0	1	0	1	0	0	0	0
FRIJNS Wout 2b/cf	0	0	0	0	0	0	0	0	0	0	0	0	0	0	0	0	0	0	0	0
DE QUINT Mil ss	2	0	0	0	0	0	0	0	0	0	0	0	0	0	0	0	0	0	1	0
VAN DEN BRANDEN Sid lb/c	2	0	1	0	0	0	0	0	0	0	0	0	0	0	0	0	0	3	0	0
RUGGENBERG Sem c/p	2	0	0	0	0	0	0	0	0	0	0	0	0	2	0	2	0	6	0	0
MEIR Leonnie 2b/p/2b	2	0	0	0	0	0	0	0	0	0	0	0	0	1	0	1	1	2	1	1
PLACEK Benjamin rf/cf/lf/3b	2	0	0	0	0	0	0	0	0	0	0	0	0	1	0	0	0	0	0	0
RAEYMAKERS Vincent p	0	0	0	0	0	0	0	0	0	0	0	0	0	0	0	0	0	0	0	0
SANTENS William rf	2	0	0	0	0	0	0	0	0	0	0	0	0	0	0	0	0	1	0	0
VAN DEN BOGAERT Rene 3b	1	0	0	0	0	0	0	0	0	0	0	0	0	0	0	0	0	1	1	1
LANSENS Jamie ph	1	0	0	0	0	0	0	0	0	0	0	0	0	0	0	0	0	0	0	0
VAN MOLLE Lowie lf	0	0	0	0	0	0	0	0	0	0	0	0	0	0	0	0	0	0	0	0
Totals	16	2	1	0	0	0	0	1	0	0	1	0	0	5	0	4	1	13	4	2

Ukraine 13

PLAYER	AB	R	H	BI	2B	3B	HR	BB	SB	CS	HP	SH	SF	SO	IBB	KL	GDP	PO	A	E
MAKSYMENKO ILLIA c	3	1	1	2	1	0	0	1	0	0	0	0	0	0	0	0	0	4	1	0
NOVAK ANDRII p	4	3	2	1	1	0	0	0	0	0	0	0	0	1	0	0	0	0	5	2
TATARCHENKO YEHOR 1b	3	1	1	2	0	0	1	1	0	0	0	0	0	1	0	1	0	10	0	0
BEZUHLYI MARK 3b	2	2	0	1	0	0	0	1	1	0	0	0	0	0	0	0	0	0	2	0
BONDAR VOLODYMYR rf	0	1	0	0	0	0	0	2	0	0	0	1	0	0	0	0	0	0	0	0
HUTKOVSKYI BOHDAN ss	3	1	2	2	1	0	0	0	1	0	0	0	0	0	0	0	0	0	2	0
POLIARSKYI OLEKSII lf	3	1	0	1	0	0	0	0	0	0	0	0	0	1	0	0	0	0	0	0
AFONIN ARTEM cf	3	2	2	3	1	0	1	0	0	0	0	0	0	1	0	0	0	0	0	0
TKACHENKO TYKHON 2b	2	1	0	1	0	0	0	1	1	0	0	0	0	1	0	0	0	1	1	0
Totals	23	13	8	13	4	0	2	6	3	0	0	1	0	5	0	1	0	15	11	2

Belgium	IP	H	R	ER	BB	SO	WP	HP	BK	IBB	SH	SF	2B	3B	HR	AB	BF	FO	GO	NP
RAEYMAKERS Vincent	0.1	0	1	1	3	0	2	0	0	0	0	0	0	0	0	2	5	0	2	21
RUGGENBERG Mats L,1-1	3.0	5	9	7	3	3	1	0	0	0	1	0	3	0	0	15	19	2	4	72
MEIR Leonnie	0.2	1	1	1	0	2	0	0	0	0	0	0	0	1	3	3	0	0	12	
RUGGENBERG Sem	0.1	2	2	2	0	0	0	0	0	0	0	0	1	0	1	3	3	1	0	7

Ukraine	IP	H	R	ER	BB	SO	WP	HP	BK	IBB	SH	SF	2B	3B	HR	AB	BF	FO	GO	NP
NOVAK ANDRII W,1-0	5.0	1	2	0	1	5	0	1	0	0	0	0	0	0	0	16	18	0	9	66

Umpires: HP-Brayan O'Malley (USA), 1B-Hernan Martinez (SWE), 3B-Chris Goldsmith (GBR)
Scorers: Nikolay Mutafchiev (BUL), Maurizio Ronchi (ITA)
TC: Henk Van Der Linde (NED), Peter Brink (NED)
Start: 12:05 Time: 1:41 Attendance: 100 Weather: Partly cloudy, 22c
Game Notes: None

Tournament Statistic Leaders

Batting Leaders

BATTING AVERAGE (min 2.4 PA/G)

1.	Van Den Branden Si, BEL	.727
2.	Papp Robert, HUN	.692
3.	Kotlarik Ondrej, SVK	.636
4.	Deda Jerzy, POL	.600
5.	HUTKOVSKYI BOHDAN, UKR	.588
6.	Tarka Igor, POL	.571
7.	Meir Leonnie, BEL	.545
8.	5 Tied at	.500

SLUGGING PCT (min 2.4 PA/G)

1.	Deda Jerzy, POL	1.067
2.	Kotlarik Ondrej, SVK	1.000
3.	HUTKOVSKYI BOHDAN, UKR	.941
4.	Farkas Gabor, HUN	.923
-	Papp Robert, HUN	.923
6.	AFONIN ARTEM, UKR	.857
-	Tarka Igor, POL	.857
8.	NOVAK ANDRII, UKR	.824
9.	POLIARSKYI OLEKSII, UKR	.800

ON BASE PCT (min 2.4 PA/G)

1.	Papp Robert, HUN	.789
2.	Van Den Branden Si, BEL	.786
3.	Kotlarik Ondrej, SVK	.714
4.	POLIARSKYI OLEKSII, UKR	.688
5.	Tarka Igor, POL	.684
6.	Placek Benjamin, BEL	.667
7.	Kiszka Jan, POL	.643
8.	De Quint Mil, BEL	.632
9.	Deda Jerzy, POL	.625

RUNS

1.	Papp Robert, HUN	11
2.	De Quint Mil, BEL	10
-	Ruggenberg Mats, BEL	10
4.	HUTKOVSKYI BOHDAN, UKR	9
-	Kenyeres Andras, HUN	9
-	Sum Benedek, HUN	9
-	Vastag Mora Adalbe, HUN	9
8.	5 Tied at	8

HITS

1.	HUTKOVSKYI BOHDAN, UKR	10
2.	Deda Jerzy, POL	9
-	Papp Robert, HUN	9
4.	Tarka Igor, POL	8
-	Van Den Branden Si, BEL	8
6.	4 Tied at	7

RBI

1.	Farkas Gabor, HUN	8
2.	Deda Jerzy, POL	7
-	Kotlarik Ondrej, SVK	7
-	NOVAK ANDRII, UKR	7
5.	5 Tied at	6

DOUBLES

1.	AFONIN ARTEM, UKR	3
-	Deda Jerzy, POL	3
3.	BEZUHLJI MARK, UKR	2
-	Farkas Gabor, HUN	2
-	Fekete Kornel, HUN	2
-	HUTKOVSKYI BOHDAN, UKR	2
-	Kotlarik Ondrej, SVK	2
-	Meir Leonnie, BEL	2
9.	15 Tied at	1

TRIPLES

1.	Deda Jerzy, POL	2
-	Farkas Gabor, HUN	2
-	HUTKOVSKYI BOHDAN, UKR	2
-	NOVAK ANDRII, UKR	2
-	Vastag Mora Adalbe, HUN	2
6.	14 Tied at	1

HOMERUNS

1.	De Quint Mil, BEL	1
-	MAKSYMENKO ILLIA, UKR	1
-	NOVAK ANDRII, UKR	1
-	POLIARSKYI OLEKSII, UKR	1
-	SkarSycki Dawid, POL	1
-	Tarka Igor, POL	1
-	TATARCHENKO YEHOR, UKR	1

TOTAL BASES

1.	Deda Jerzy, POL	16
-	HUTKOVSKYI BOHDAN, UKR	16
3.	NOVAK ANDRII, UKR	14
4.	AFONIN ARTEM, UKR	12
-	Farkas Gabor, HUN	12
-	Papp Robert, HUN	12
-	Tarka Igor, POL	12
8.	2 Tied at	11

WALKS

1.	Fekete Kornel, HUN	7
-	Striczky Marcell, HUN	7
3.	Papp Robert, HUN	6
4.	De Quint Mil, BEL	5
-	Gryglak Oskar, POL	5
-	Kaloyan Jordanov, BUL	5
-	Kiszka Jan, POL	5
-	Tarka Igor, POL	5
-	TATARCHENKO YEHOR, UKR	5
10.	10 Tied at	4

HIT BY PITCH

1.	Farkas Gabor, HUN	3
-	MAKSYMENKO ILLIA, UKR	3
-	POLIARSKYI OLEKSII, UKR	3
4.	SkarSycki Dawid, POL	2
-	Striczky Marcell, HUN	2
6.	21 Tied at	1

SACRIFICE HITS

1.	Deda Jerzy, POL	1
-	Gryglak Oskar, POL	1
-	Ruggenberg Sem, BEL	1
-	TATARCHENKO YEHOR, UKR	1
-	Van Den Branden Si, BEL	1

SACRIFICE FLY

TATARCHENKO YEHOR, UKR	1
------------------------	---

STOLEN BASES

1.	NOVAK ANDRII, UKR	4
-	Papp Robert, HUN	4
3.	De Quint Mil, BEL	3
-	Deda Jerzy, POL	3
-	Georgiev Yanislav, BUL	3
-	Kenyeres Andras, HUN	3
-	KopeS Oskar, POL	3
-	Ruggenberg Mats, BEL	3
-	Sum Benedek, HUN	3
10.	5 Tied at	2

PLATE APPEARANCES

1.	Kenyeres Andras, HUN	20
-	NOVAK ANDRII, UKR	20
-	Sum Benedek, HUN	20
4.	De Quint Mil, BEL	19
-	Fekete Kornel, HUN	19
-	MAKSYMENKO ILLIA, UKR	19
-	Papp Robert, HUN	19
-	Tarka Igor, POL	19
9.	5 Tied at	18

AT BATS

1.	HUTKOVSKYI BOHDAN, UKR	17
-	NOVAK ANDRII, UKR	17
3.	Kenyeres Andras, HUN	16
-	KopeS Oskar, POL	16
5.	Deda Jerzy, POL	15
-	Sum Benedek, HUN	15
-	Vastag Mora Adalbe, HUN	15
8.	5 Tied at	14

CAUGHT STEALING

-	-	-
1.	9 Tied at	1

STRIKEOUTS

1.	Dadacz MichaS, POL	6
2.	Farkas Gabor, HUN	5
-	Fekete Kornel, HUN	5
-	Golemanova Nevelin, BUL	5
-	Gryglak Oskar, POL	5
-	KopeS Oskar, POL	5
-	SkarSycki Dawid, POL	5
8.	12 Tied at	4

STRIKEOUTS LOOKING

1.	Fekete Kornel, HUN	4
-	Striczky Marcell, HUN	4
3.	Andreeva Adriana, BUL	3
-	Dadacz MichaS, POL	3
-	TATARCHENKO YEHOR, UKR	3
-	Wilk Dominik, POL	3
7.	10 Tied at	2

GDP

Ganchev Petar, BUL	1
--------------------	---

Pitching Leaders

EARNED RUN AVG (min 1.0 IP/G)

1. VASIUK ANDRII, UKR	1.13
2. TATARCHENKO YEHOR, UKR	1.50
3. Dadacz MichaS, POL	2.77
4. Vastag Mora Adalbe, HUN	4.80
5. Papp Robert, HUN	5.63
Rogowiec Tomasz, POL	7.41

OPPOSING AVG (min 1.0 IP/G)

1. Dadacz MichaS, POL	.206
2. TATARCHENKO YEHOR, UKR	.219
3. Rogowiec Tomasz, POL	.261
4. Papp Robert, HUN	.292
5. VASIUK ANDRII, UKR	.320
Vastag Mora Adalbe, HUN	.407

INNINGS PITCHED

1. Dadacz MichaS, POL	8.2
2. TATARCHENKO YEHOR, UKR	8.0
3. Rogowiec Tomasz, POL	5.2
4. Papp Robert, HUN	5.1
- VASIUK ANDRII, UKR	5.1
6. Vastag Mora Adalbe, HUN	5.0
7. Elsen Jente, BEL	4.1
- Raeymakers Vincent, BEL	4.1
9. 1 Tied at	4.0

STRIKEOUTS

1. TATARCHENKO YEHOR, UKR	17
2. Papp Robert, HUN	13
3. VASIUK ANDRII, UKR	11
4. Vastag Mora Adalbe, HUN	8
5. Dadacz MichaS, POL	6
- Rogowiec Tomasz, POL	6
- Sum Benedek, HUN	6
8. 7 Tied at	5

WINS

1. TATARCHENKO YEHOR, UKR	2
2. 13 Tied at	1

SAVES

1. BOIKO OLEKSANDR, UKR	1
- Gryglak Oskar, POL	1
- Rogowiec Tomasz, POL	1
- VASIUK ANDRII, UKR	1

GAMES

1. DaniS Mathias, SVK	3
- Fekete Kornel, HUN	3
- Zambojova Liliana, SVK	3
4. 22 Tied at	2

GAMES STARTED

1. ANDRIS Matija, SVK	2
- Dadacz MichaS, POL	2
- Elsen Jente, BEL	2
- Georgiev Yanislav, BUL	2
- Papp Robert, HUN	2
- Raeymakers Vincent, BEL	2
- TATARCHENKO YEHOR, UKR	2
8. 16 Tied at	1

SACRIFICE HITS AGAINST

1. Raeymakers Vincent, BEL	2
2. MAKSYMENKO ILLIA, UKR	1
- Meir Leonnie, BEL	1
- Rogowiec Tomasz, POL	1

SACRIFICE FLIES AGAINST

Dadacz MichaS, POL	1
--------------------	---

LOSSES

1. ANDRIS Matija, SVK	2
- Georgiev Yanislav, BUL	2
3. 11 Tied at	1

WILD PITCHES

1. Andreeva Adriana, BUL	8
2. Ganchev Petar, BUL	6
- HeSko Gabriel, SVK	6
- Orlinov Georgi, BUL	6
- Sum Benedek, HUN	6
6. ANDRIS Matija, SVK	5
- Georgiev Yanislav, BUL	5
- Ivanov Dimitar, BUL	5
9. 6 Tied at	4

HIT BY PITCH

1. ANDRIS Matija, SVK	4
- Papp Robert, HUN	4
3. SkarSycki Dawid, POL	3
4. 6 Tied at	2

HITS ALLOWED

1. Georgiev Yanislav, BUL	16
2. Vastag Mora Adalbe, HUN	11
3. Andreeva Adriana, BUL	9
- DaniS Mathias, SVK	9
- Sum Benedek, HUN	9
6. Elsen Jente, BEL	8
- Marko Vince, HUN	8
- VASIUK ANDRII, UKR	8
9. 7 Tied at	7

RUNS ALLOWED

1. Georgiev Yanislav, BUL	27
2. Lenkov Stefan, BUL	17
3. Andreeva Adriana, BUL	15
4. Vastag Mora Adalbe, HUN	13
5. ANDRIS Matija, SVK	12
- Ivanov Dimitar, BUL	12
- Papp Robert, HUN	12
8. DaniS Mathias, SVK	11
- Sum Benedek, HUN	11
10. 2 Tied at	10

EARNED RUNS (min 1.0 IP/G)

1. VASIUK ANDRII, UKR	1
2. TATARCHENKO YEHOR, UKR	2
3. Dadacz MichaS, POL	4
- Vastag Mora Adalbe, HUN	4
5. Papp Robert, HUN	5
Rogowiec Tomasz, POL	7

WALKS ALLOWED (min 1.0 IP/G)

1. VASIUK ANDRII, UKR	0
2. TATARCHENKO YEHOR, UKR	3
3. Rogowiec Tomasz, POL	4
4. Dadacz MichaS, POL	5
- Vastag Mora Adalbe, HUN	5
Papp Robert, HUN	7

Fielding Leaders

PUTOUTS

1. AFONIN ARTEM, UKR	32
2. Fekete Kornel, HUN	22
- SkarSycki Dawid, POL	22
4. Ganchev Petar, BUL	18
5. Papp Robert, HUN	17
6. Kotlarik Ondrej, SVK	16
7. Deda Jerzy, POL	15
8. Van Den Branden Si, BEL	14
9. 3 Tied at	13

ASSISTS

1. Vastag Mora Adalbe, HUN	11
2. Frijns Wout, BEL	7
- Gryglak Oskar, POL	7
4. Dadacz MichaS, POL	6
5. ANDRIS Matija, SVK	5
- Benak JerguS, SVK	5
- De Quint Mil, BEL	5
- Ganchev Petar, BUL	5
- Papp Robert, HUN	5
10. 4 Tied at	4

ERRORS

1. Dadacz MichaS, POL	5
- Ganchev Petar, BUL	5
- Georgiev Yanislav, BUL	5
- Golemanova Nevelin, BUL	5
- Sum Benedek, HUN	5
6. Papp Robert, HUN	4
- Vastag Mora Adalbe, HUN	4
8. 5 Tied at	3

CAUGHT STEALING

1. Papp Robert, HUN	2
- Ruggenberg Sem, BEL	2
3. Benak JerguS, SVK	1
- Cadiou Louis, BEL	1
- Deda Jerzy, POL	1
- Ganchev Petar, BUL	1
- Miko Jakub, SVK	1
- Van Den Branden Si, BEL	1

Overall Team Statistics

TEAM	AVG	G	AB	R	H	2B	3B	HR	RBI	TB	SLG%	BB	HP	SO	GDP	OB%	SF	SH	SB-ATT
Belgium	.450	5	131	82	59	4	5	1	52	76	.580	33	7	14	0	.579	0	2	14-16
Ukraine	.369	5	122	60	45	10	7	4	43	81	.664	27	8	22	0	.506	1	1	9-10
Hungary	.359	5	117	64	42	7	5	0	37	59	.504	39	9	29	0	.545	0	0	15-18
Poland	.322	5	121	55	39	6	3	2	32	57	.471	37	4	41	0	.494	0	2	15-17
Slovakia	.234	5	107	29	25	5	2	0	19	34	.318	24	3	34	0	.388	0	0	3-5
Bulgaria	.178	5	73	11	13	1	2	0	6	18	.247	22	3	38	1	.388	0	0	7-7
TOTALS	.332	15	671	301	223	33	24	7	189	325	.484	182	34	178	1	.494	1	5	63-73

TEAM	ERA	W-L	SV	IP	GS	CG	SHO	H	R	ER	BB	SO	2B	3B	HR	AB	B/Avg	WP	HP	BKIBB	SHA	SFA	
Ukraine	1.85	5-0	2	26.0	5	0	0	24	12	8	9	51	2	0	0	106	.226	12	2	0	0	1	0
Belgium	3.82	4-1	0	22.0	5	0	0	23	17	14	21	22	5	0	0	86	.267	10	6	0	0	3	0
Poland	6.08	3-2	2	25.2	5	0	0	28	38	26	25	26	4	4	0	108	.259	10	4	0	0	1	1
Hungary	10.11	2-3	0	24.1	5	0	0	55	74	41	31	34	10	8	5	137	.401	25	9	0	0	0	0
Slovakia	10.25	1-4	0	24.0	5	0	0	41	56	41	39	21	7	2	1	111	.369	27	7	0	0	0	0
Bulgaria	21.67	0-5	0	18.0	5	0	0	52	104	65	57	24	5	10	1	123	.423	40	6	0	0	0	0
TOTALS	8.36	15-15	4	140.0	30	0	0	223	301	195	182	178	33	24	7	671	.332	124	34	0	0	5	1

TEAM	C	PO	A	E	DP	FLD%	CSB	SBA	SBA%	CI	PB
Belgium	103	66	29	8	2	.922	4	3	.429	0	1
Ukraine	103	78	14	11	0	.893	0	2	1.000	0	2
Hungary	117	73	23	21	1	.821	2	20	.909	0	6
Poland	124	77	28	19	2	.847	1	9	.900	0	13
Slovakia	123	72	32	19	1	.846	2	18	.900	1	3
Bulgaria	108	54	19	35	1	.676	1	11	.917	0	12
TOTALS	678	420	145	113	7	.833	10	63	.863	1	37

Pitch count and mandatory rest chart

3 = number of pitches

85* = extra pitches to end a batter's turn, no exceeding of the limit

= allowed to pitch

X = mandatory rest day(s) according to CEB competition rules

Shirt #	Name	Team	Day 1	Day 2	Day 3	Day 4	Day 5	Day 6
20	DE QUINT Mats	BEL			36		16	
11	ELSEN Jente	BEL		52			24	
8	LIESSENS Robbe	BEL	25			8	18	
12	MEIER Leonnie	BEL		27		41		12
25	RAEYMAKERS Vincent	BEL	18		47			21
23	RUGGENBERG Mats	BEL		26	4			72
13	RUGGENBERG Sem	BEL				39		7
3	SANTENS William	BEL	19					
1	ANDREEVA Adriana	BUL	70				7	
6	BESHKOV Alexandar	BUL	17		72			
2	GANCHEV Petar	BUL			70			
5	GEORGIEV Yanislav	BUL	71				77	
10	GOLEMANOVA Nevelina	BUL				35		
15	IVANOV Dimitar	BUL		70				
11	KALOYAN Jordanov	BUL					12	
7	LENKOV Erik	BUL		35		61		
13	ORLINOV Georgi	BUL				68		
22	TORCHANOV Andrey	BUL					39	
40	KENYERES Andars	HUN		12				
8	FARKAS Gabor	HUN	43			62		
2	FEKETE Kornel	HUN	16		24		4	
40	KENYERES Andrai	HUN			29			
1	PAPP Robert	HUN	63				86	
34	MARKO Vince	HUN		81				
19	STRICZY Marcell	HUN		26				
4	SUM Benedek	HUN	9		84			
7	VASTAG MORA Adalbert	HUN	44			86		

Shirt #	Name	Team	Day 1	Day 2	Day 3	Day 4	Day 5	Day 6
13	DADACZ Michat	POL		59			87	
14	DEDA Jerzy	POL				22		
6	GRYGLAK Oskar	POL	53					
17	KOPEC Oskar	POL			9			
1	KISZA Jan	POL				17		
8	PIERCHAIA Dawid	POL			20			
20	ROGOWIEC Tomasz	POL		24	86			
5	SKARZYCKI Dawid	POL	59				16	
5	SKRZYMOWSKI Jan	POL		31				
15	TARKA Igor	POL				43		
18	ANDRIC Matija	SVK	61				29	
15	BENAK JERGUS	SVK				42		
4	BETYAR TOMAS	SVK		21				
20	BINOVEC Lukas	SVK		19				
2	DANIS Mathias	SVK	20		16		42	
19	HECKO Gabriel	SVK				46		
11	KOTLARIK Ondrej	SVK		52				
14	MIKO Jakub	SVK			27			
13	PARDAVY Richard	SVK				27		
9	TIETZ Patrik	SVK			37			
16	ZAMBOJOVA Liliana	SVK	31		16		32	
7	ZVONAR Tomas	SVK				40		
8	AFONIN Artem	UKR			70			
16	BEZUHLYI Mark	UKR			20			
22	BOIKO Oleksandr	UKR		6			18	
11	HUTKOVSKYI Bohdan	UKR		30				
18	MAKSYMENKO Yllia	UKR				44		
1	NOVAK Andrii	UKR						66
7	TATARCHENKO YE HOR	UKR	40				84	
9	TKACHENKO Tykhon	UKR		28				
23	TUSHYN YE HOR	UKR			19			
13	VASIUK ANDRII	UKR	26			57		

Abbreviations

HITTING	FIELDING
2B Doubles	A Assists
3B Triples	C Chances
AB At bats	CI Catcher's interference
AVG Batting average	CSB Caught stealing by (pitcher and catcher)
BB Base on balls	DPs Double plays participated in
GPD Grounded into double plays	E Errors
GP / GS Games played / Games started	FLD% Fielding percentage
H Base hits	PB Passed balls (catcher)
HBP Hit by pitch	PO Putouts
HR Home runs	SBA Stolen bases allowed (pitcher and catcher)
IBB Intentional base on balls	SBA% Stolen bases against percentage (pitcher and catcher)
OB% On base percentage	
R Runs scored	
RBI Runs batted in	
SB / ATT Stolen bases / Stolen bases attempts	
SF Sacrifice flies	
SH Sacrifice hits	
SLG% Slugging percentage	
SO Strikeouts	
TB Total bases	
base	
PITCHING	ANALYSIS STATISTICS
2B Doubles allowed	vs Left Avg against left-handed pitchers
3B Triples allowed	vs Right Avg against right-handed pitchers
AB At bats	rch by leadoff Avg when leading off an inning
APP / GS Apperances / Game starts	with 2 outs Avg when batting with 2 outs
B/Avg Opponent batting average	w/runners on Avg when batting with runners on
BB Base on balls allowed	w/bases empty Avg when batting with bases empty
BF Batters faced	RBI ops Avg when batting with runners on 2nd or 3rd base
IBB Intentional base on balls allowed	Gnd out Number of ground outs (includes SACs, but not errors)
BK Balk	Fly out Number of fly outs (incudes SFs, but not errors)
CG Complete games	Fly / Gnd Fly outs to ground outs ratio
ER Earned runs allowed	pinch hitting Avg as pinch hitter
ERA Earned run average	with runners in scoring pos Avg when batting with runners in scoring positions
FO Fly outs	w/rnr on 3rd and LT 2 outs Avg when batting with runner on third base and less than 2 outs
GO Ground outs	with 2 outs Avg when batting with 2 outs
H Hits allowed	2 out rbi Runs batted in with 2 outs
HBP Hit by pitch	success advancing rnr Success advancing runners
HR Home runs allowed	#nrns adv w/out Number of times batter made an out and advanced at least 1 runner
IP Innings played	nrns lob Number of runners left on base by last batter of inning
R Runs allowed	rch err Reach first base on error
SFA Sacrifice flies allowed	rch fc Reach first base on fielder's choice
SHA Sacrifice hits allowed	kl Strikeouts look
SHO/CHO Shutouts / Combination shutouts	
SO Strikeouts	
SV Saves	
W/L Wins/Losses	
WP Wild pitches	