

2025

BASEBALL EUROPEAN CHAMPIONSHIP

Daily Report #07
September 26, 2025



EUROBASEBALL 2025

WBSC
EUROPE

Teams

Pool A Rotterdam (NED)  Czechia  Germany  Spain  Sweden	Pool B Rotterdam (NED)  France  Great Britain  Israel  Netherlands	Pool C Novara (ITA)  Greece  Italy  Lithuania  Switzerland	Pool D Borgerhout (BEL)  Austria  Belgium  Croatia  Hungary
--	---	---	--

Schedule & Results

Game	At time	Ballpark	Pool	Home team	Visiting team	Final Score	Inn
Opening round							
Saturday 20th September							
1	11:00	Borgerhout	D	 Croatia	 Hungary	11 – 1	7
2	10:30	Novara	C	 Greece	 Lithuania	4 – 3	
19	13:00	Rotterdam-2	B	 Israel	 France	8 – 4	
4	14:00	Rotterdam-1	A	 Germany	 Czechia	8 - 1	
5	14:30	Borgerhout	D	 Belgium	 Austria	8 - 16	
6	15:30	Novara	C	 Italy	 Switzerland	18 – 0	5
7	18:00	Rotterdam-2	A	 Spain	 Sweden	15 – 0	5
24	19:30	Rotterdam-1	B	 Great Britain	 Netherlands	3 - 9	
Sunday 21st September							
9	10:00	Borgerhout	D	 Austria	 Croatia	2 – 4	
10	10:30	Novara	C	 Switzerland	 Greece	12 – 8	
11	13:00	Rotterdam-2	B	 Israel	 Great Britain	1 – 16	8
12	15:00	Rotterdam-1	B	 France	 Netherlands	4 – 13	
13	14:30	Borgerhout	D	 Belgium	 Hungary	19 – 9	7
14	15:30	Novara	C	 Lithuania	 Italy	0 – 16	6
15	18:00	Rotterdam-2	A	 Sweden	 Germany	3 – 4	
16	19:30	Rotterdam-1	A	 Czechia	 Spain	9 – 1	
Monday 22nd September							
17	10:00	Borgerhout	D	 Hungary	 Austria	2 – 26	5
18	11:30	Novara	C	 Switzerland	 Lithuania	13 – 5	7
3	13:00	Rotterdam-2	B	 Great Britain	 France	9 – 4	
20	14:00	Rotterdam-1	A	 Spain	 Germany	4 – 2	
21	15:30	Borgerhout	D	 Croatia	 Belgium	6 – 3	10
22	14:30	Novara	C	 Italy	 Greece	9 – 4	7
23	18:00	Rotterdam-2	A	 Czechia	 Sweden	10 – 0	8
8	19:30	Rotterdam-1	B	 Netherlands	 Israel	9 – 1	

In each game the home team is named first

Relegation Round

Tuesday 23rd September

25 ^{*^}	15:30	Borgerhout	R	Belgium	Hungary	8 – 3
26 [*]	10:30	Novara	R	Greece	Lithuania	13 – 5

Wednesday 24th September

27 [*]	15:30	Borgerhout	R	Hungary	Belgium	cancel
28 [*]	10:30	Novara	R	Lithuania	Greece	cancel

* Relegation round: best-of-three series of which the loser will relegate. The result of the Opening Round game is the result of game 1 in the series. Game 25 & game 26 will be game 2 in the series (9 innings); game 27 & game 28 will only be played if necessary.

^ If Belgium plays this game, game time will be 15:30.

Final round

Wednesday 24th September

31	13:00	Rotterdam-2	Q	Israel	Switzerland	9 – 1	
30	14:00	Rotterdam-1	Q	Sweden	Croatia	3 – 9	
29	18:00	Rotterdam-2	Q	Spain	Austria	10 – 0	7
32	19:30	Rotterdam-1	Q	France	Italy	2 – 6	

Thursday 25th September

33	10:00	Rotterdam-2	9-12	Sweden	Switzerland	1 – 0
34	11:00	Rotterdam-1	9-12	France	Austria	3 – 6
37	14:00	Rotterdam-2	QF	Czechia	Israel	4 – 3
38	15:00	Rotterdam-1	QF	Germany	Italy	0 – 1
35	18:00	Rotterdam-2	QF	Great Britain	Spain	0 – 7
36	19:30	Rotterdam-1	QF	Netherlands	Croatia	3 – 1

Friday 26th September

39	10:00	Rotterdam-2	11-12	Switzerland	France	11 – 3
40	11:00	Rotterdam-1	9-10	Austria	Sweden	6 – 2
43	14:00	Rotterdam-2	5-8	Germany	Israel	10 – 9
44	15:00	Rotterdam-1	SF	Czechia	Italy	5 – 8
41	18:00	Rotterdam-2	5-8	Croatia	Great Britain	2 – 3
42	19:30	Rotterdam-1	SF	Netherlands	Spain	6 – 1

Saturday 27th September

45	11:00	Rotterdam-2	7-8	Croatia	Israel	-
46	14:00	Rotterdam-1	Bronze	Spain	Czechia	-
47	16:00	Rotterdam-2	5-6	Great Britain	Germany	-
48	19:30	Rotterdam-1	Gold	Netherlands	Italy	-

In each game the home team is named first

** If the Netherlands plays in one of these games, they will play at 19:30

Standing Pool A


Pos	Team	GP	WO	LO	AVG	GB
1	 Germany	3	2	1	.667	0
2	 Czechia	3	2	1	.667	0
3	 Spain	3	2	1	.667	0
4	 Sweden	3	0	3	.000	2

Teams appear according to TQB calculation

Standing Pool B

Pos	Team	GP	WO	LO	AVG	GB
1	 Netherlands	3	3	0	1.000	0
2	 Great Britain	3	2	1	.667	1
3	 Israel	3	1	2	.333	2
4	 France	3	0	3	.000	3

Standing Pool C

Pos	Team	GP	WO	LO	AVG	GB
1	 Italy	3	3	0	1.000	0
2	 Switzerland	3	2	1	.667	1
3	 Greece	3	1	2	.333	2
4	 Lithuania	3	0	3	.000	3

Standing Pool D

Pos	Team	GP	WO	LO	AVG	GB
1	 Croatia	3	3	0	1.000	0
2	 Austria	3	2	1	.667	1
3	 Belgium	3	1	2	.333	2
4	 Hungary	3	0	3	.000	3

Relegation Pool C

Pos	Team	GP	WO	LO	AVG	GB
1	 Greece	2	2	0	1.000	0
2	 Lithuania	2	0	2	.000	2

Relegation Pool D

Pos	Team	GP	WO	LO	AVG	GB
1	 Belgium	2	2	0	1.000	0
2	 Hungary	2	0	2	.000	2

Team's stats Games 1-44



Austria

AUT

Overall Statistics for Austria (as of Sep 26, 2025)
(All Games, Sorted by Batting Avg)

Record: Tournament: 4-2 / Opening Round: 2-1 / Final round: 2-1

#	PLAYER	AVG	GP-GS	AB	R	H	2B	3B	HR	RBI	TB	SLG%	BB	HP	SO	GDP	OB%	SF	SH	SB-ATT
6	OBED Ferdinand	.462	5-4	13	7	6	2	0	2	8	14	1.077	4	1	1	0	.611	0	0	0-0
2	ECKEL Philipp	.389	6-6	18	3	7	2	0	0	2	9	.500	4	5	4	0	.593	0	0	2-2
19	WERNER Tobias	.316	6-5	19	3	6	2	0	0	2	8	.421	1	2	4	1	.409	0	0	0-0
20	FAULHABER Julian	.280	6-6	25	8	7	1	0	2	10	14	.560	3	0	4	0	.357	0	0	0-1
24	SCHEICHER Moritz	.250	5-5	20	4	5	1	0	2	7	12	.600	1	1	6	1	.318	0	0	0-0
31	FURBOCK Justin	.250	6-3	12	3	3	0	0	0	0	3	.250	1	0	2	0	.308	0	0	1-1
29	HACKL Samuel	.235	5-4	17	4	4	0	0	1	6	7	.412	1	1	7	0	.316	0	0	0-0
9	KRESKA Elias	.235	6-6	17	10	4	2	0	1	5	9	.529	7	3	3	0	.519	0	1	1-2
11	KRESKA Jonas	.235	5-5	17	3	4	1	1	0	4	7	.412	1	1	6	0	.316	0	0	1-1
16	STEMMER Georg	.200	4-2	10	2	2	0	0	0	3	2	.200	1	0	2	0	.273	0	0	0-0
15	ASTNER Felix	.167	5-2	6	3	1	0	0	1	2	4	.667	2	1	2	0	.444	0	0	0-0
4	Mc GARRY Eoghan	.167	2-2	6	3	1	0	0	0	0	1	.167	2	0	1	0	.375	0	0	0-0
8	TALIR Dominik	.000	6-4	9	3	0	0	0	0	2	0	.000	0	4	5	0	.308	0	0	0-1
Totals		.265		189	56	50	11	1	9	51	90	.476	28	19	47	2	.411	0	1	5-8
Opponents		.265		189	29	50	7	1	2	25	65	.344	23	8	44	3	.365	2	1	8-10

(All Games, Sorted by Earned Run Avg)

#	PLAYER	ERA	W-L	SV	IP	G	GS	CG	SHO	H	R	ER	BB	SO	2B	3B	HR	AB	B/Avg	WP	HP	BK	IBB	SHA	SFA
27	KIENBERGER Alexand	0.00	0-0	1	1.2	2	0	0	0	0	0	0	1	2	0	0	0	5	.000	0	0	0	0	0	0
26	HOLZER Sebastian	0.00	1-0	0	2.0	2	0	0	0	1	1	0	2	2	0	0	0	7	.143	0	1	0	0	0	0
5	HACKL Moritz	0.90	0-0	0	10.0	2	1	0	0	7	1	1	2	9	0	0	1	35	.200	0	1	0	0	0	0
12	TOPPER Joshua Mich	2.25	0-0	0	4.0	4	0	0	0	3	1	1	1	3	1	0	0	14	.214	1	1	0	0	0	1
25	GNEIST Vitus	2.70	1-0	0	3.1	3	0	0	0	2	1	1	4	1	0	0	0	11	.182	1	0	0	1	0	0
4	Mc GARRY Eoghan	2.70	1-0	0	10.0	2	2	0	0	8	3	3	2	13	0	1	0	37	.216	0	3	0	0	0	0
28	ALBERT Mathias	6.43	0-1	0	7.0	3	1	0	0	7	5	5	4	4	2	0	1	27	.259	1	0	1	0	1	0
18	TOMSICH Christian	7.11	0-1	0	6.1	3	2	0	0	10	8	5	2	7	3	0	0	32	.313	0	2	1	0	0	0
35	SCHADLER Nicholas	9.00	1-0	0	1.0	3	0	0	0	5	3	1	0	0	1	0	0	9	.556	0	0	1	0	0	0
24	SCHEICHER Moritz	9.00	0-0	0	1.0	1	0	0	0	3	1	1	0	1	0	0	0	5	.600	0	0	0	0	0	1
7	SCHEICHER Klaus	40.50	0-0	0	0.2	2	0	0	0	1	3	3	3	1	0	0	0	3	.333	0	0	0	0	0	0
14	PATRICK Louis	54.00	0-0	0	0.1	3	0	0	0	3	2	2	2	1	0	0	0	4	.750	0	0	0	0	0	0
Totals		4.37	4-2	1	47.1	6	6	0	0	50	29	23	23	44	7	1	2	189	.265	3	8	3	1	1	2
Opponents		8.43	2-4	1	47.0	6	6	1	1	50	56	44	28	47	11	1	9	189	.265	3	19	0	0	1	0

(All Games, Sorted by Fielding Pct)

#	PLAYER	C	PO	A	E	DP	FLD%	CSB	SBA	SBA%	CI	PB
9	KRESKA Elias	26	26	0	0	0	1.000	0	0	0	0	0
31	FURBOCK Justin	14	6	8	0	3	1.000	0	0	0	0	0
8	TALIR Dominik	9	9	0	0	0	1.000	0	0	0	0	0
2	ECKEL Philipp	8	6	2	0	2	1.000	0	0	0	0	0
15	ASTNER Felix	4	4	0	0	0	1.000	0	0	0	0	0
4	Mc GARRY Eoghan	2	1	1	0	0	1.000	1	0	.000	0	0
28	ALBERT Mathias	1	0	1	0	0	1.000	1	0	.000	0	0
19	WERNER Tobias	21	18	2	1	0	.952	0	5	1.000	0	1
29	HACKL Samuel	19	18	0	1	0	.947	0	3	1.000	0	0
20	FAULHABER Julian	36	32	2	2	3	.944	0	0	0	0	0
16	STEMMER Georg	10	9	0	1	0	.900	0	0	0	0	0
24	SCHEICHER Moritz	17	5	10	2	3	.882	0	0	0	0	0
11	KRESKA Jonas	16	5	9	2	0	.875	0	0	0	0	0
18	TOMSICH Christian	4	2	1	1	0	.750	0	0	0	0	0
5	HACKL Moritz	2	0	1	1	0	.500	0	0	0	0	0
6	OBED Ferdinand	2	1	0	1	0	.500	0	0	0	0	0
Totals		191	142	37	12	4	.937	2	8	.800	0	1
Opponents		192	141	45	6	3	.969	3	5	.625	0	1

Team's stats

Games 1-44

	Belgium	BEL
---	---------	-----

Overall Statistics for Belgium (as of Sep 26, 2025)
(All Games, Sorted by Batting Avg)

Record: Tournament: 3-2 / Opening Round: 1-2 / Relegation round Group D: 2-0

#	PLAYER	AVG	GP-GS	AB	R	H	2B	3B	HR	RBI	TB	SLG%	BB	HP	SO	GDP	OB%	SF	SH	SB-ATT
39	Verspreet Xander	.500	4-4	14	5	7	2	0	0	2	9	.643	3	0	3	0	.588	0	0	0-0
6	Poesmans Axel	.357	3-3	14	4	5	1	0	1	1	9	.643	1	0	2	0	.400	0	0	0-0
22	Vanthillo Nick	.333	2-1	3	1	1	0	0	0	3	1	.333	2	0	2	0	.500	1	0	0-0
2	Goffaux Benjamin	.294	4-4	17	5	5	2	0	0	4	7	.412	2	1	1	0	.381	1	0	0-0
3	De Lannoy Steven	.286	4-2	7	4	2	0	0	0	1	2	.286	1	0	3	0	.333	1	2	2-2
17	Martinez Miranda R	.273	3-3	11	2	3	0	0	0	2	3	.273	1	0	1	0	.308	1	0	0-0
7	Janssen Drew	.267	4-4	15	5	4	1	0	1	9	8	.533	5	0	2	0	.450	0	1	2-2
13	Boermans Sam	.250	3-2	12	2	3	1	0	1	6	7	.583	1	0	4	0	.308	0	0	0-0
8	Poesmans Yves	.250	3-3	12	4	3	1	0	0	3	4	.333	0	1	1	0	.308	0	0	0-0
20	De Quint Dennis	.167	4-4	12	4	2	0	0	1	2	5	.417	4	2	3	0	.444	0	0	1-1
10	Roevens Robin	.167	4-4	12	1	2	1	0	0	3	3	.250	7	1	3	0	.500	0	0	0-0
1	De Brauwer Zion	.000	1-0	2	0	0	0	0	0	0	0	.000	0	0	1	0	.000	0	0	0-0
26	De Wolf Thomas	.000	2-2	6	0	0	0	0	0	1	0	.000	1	0	3	0	.143	0	0	0-0
4	Heymans Arthur	.000	1-0	1	1	0	0	0	0	0	0	.000	0	0	0	0	.000	0	0	0-0
Totals		.268		138	38	37	9	0	4	37	58	.420	28	5	29	0	.400	4	3	5-5
Opponents		.336		140	34	47	10	1	11	32	92	.657	17	10	44	4	.440	1	1	3-6

(All Games, Sorted by Earned Run Avg)

#	PLAYER	ERA	W-L	SV	IP	G	GS	CG	SHO	H	R	ER	BB	SO	2B	3B	HR	AB	B/Avg	WP	HP	BK	IBB	SHA	SFA
29	Ballardini Lino	0.00	0-0	0	1.1	1	0	0	0	1	0	0	0	2	1	0	0	5	.200	0	0	0	0	0	0
31	Desmedt Cedric	0.00	1-0	0	3.1	2	0	0	0	2	0	0	2	5	0	0	0	11	.182	0	1	0	0	0	0
37	Van Mook Mauro	2.25	0-0	0	4.0	1	1	0	0	4	1	1	4	6	0	0	1	15	.267	2	0	1	0	0	0
21	Vanthillo Owen	3.00	0-0	0	3.0	2	0	0	0	3	1	1	1	3	1	0	0	11	.273	0	1	0	0	0	1
27	Hendrickx Zane	4.50	0-0	0	4.0	2	0	0	0	4	2	2	3	8	2	0	1	14	.286	0	3	0	0	0	0
23	Desmedt Kevin	9.00	0-0	0	6.0	1	1	0	0	12	6	6	1	4	1	0	2	27	.444	1	1	0	1	1	0
7	Janssen Drew	9.64	1-1	0	9.1	2	2	0	0	11	10	10	4	12	3	1	2	36	.306	0	4	0	0	0	0
19	Van Nuffel Ben	12.00	0-1	0	3.0	2	0	0	0	7	11	4	2	4	2	0	2	17	.412	0	0	3	1	0	0
18	Rizzi Lucas	81.00	0-0	0	0.1	1	0	0	0	3	3	3	0	0	0	0	3	4	.750	0	0	0	0	0	0
Totals		7.08	2-2	0	34.1	4	4	0	0	47	34	27	17	44	10	1	11	140	.336	3	10	4	2	1	1
Opponents		6.68	2-2	0	33.2	4	4	0	0	37	38	25	28	29	9	0	4	138	.268	1	5	3	2	3	4

(All Games, Sorted by Fielding Pct)

#	PLAYER	C	PO	A	E	DP	FLD%	CSB	SBA	SBA%	CI	PB
6	Poesmans Axel	42	37	5	0	0	1.000	2	2	.500	0	1
17	Martinez Miranda R	18	6	12	0	3	1.000	0	0	0	0	0
13	Boermans Sam	16	14	2	0	2	1.000	0	0	0	0	0
20	De Quint Dennis	15	10	5	0	3	1.000	0	0	0	0	0
2	Goffaux Benjamin	12	9	3	0	0	1.000	1	1	.500	0	0
39	Verspreet Xander	5	5	0	0	0	1.000	0	0	0	0	0
22	Vanthillo Nick	4	3	1	0	0	1.000	0	0	0	0	0
26	De Wolf Thomas	2	2	0	0	0	1.000	0	0	0	0	0
31	Desmedt Cedric	1	0	1	0	0	1.000	0	0	0	0	0
23	Desmedt Kevin	1	0	1	0	0	1.000	0	0	0	0	0
29	Ballardini Lino	1	1	0	0	0	1.000	0	0	0	0	0
4	Heymans Arthur	1	0	1	0	0	1.000	0	0	0	0	0
3	De Lannoy Steven	1	1	0	0	0	1.000	0	0	0	0	0
10	Roevens Robin	14	8	5	1	3	.929	0	0	0	0	0
7	Janssen Drew	8	4	2	2	0	.750	0	0	0	0	0
8	Poesmans Yves	4	3	0	1	0	.750	0	0	0	0	0
1	De Brauwer Zion	1	0	0	1	0	.000	0	0	0	0	0
Totals		146	103	38	5	4	.966	3	3	.500	0	1
Opponents		150	101	40	9	0	.94	0	5	1.000	0	0

Team's stats

Games 1-44



Croatia

CRO

Overall Statistics for Croatia (as of Sep 26, 2025)
(All Games, Sorted by Batting Avg)

Record: Tournament: 4-2 / Opening Round: 3-0 / Final round: 1-2

#	PLAYER	AVG	GP-GS	AB	R	H	2B	3B	HR	RBI	TB	SLG%	BB	HP	SO	GDP	OB%	SF	SH	SB-ATT
22	Herrera Torrez Jos	.381	6-6	21	4	8	3	0	2	9	17	.810	4	0	2	3	.462	1	0	0-0
16	TOMIS Andrija	.348	6-6	23	5	8	0	0	1	2	11	.478	2	1	7	0	.423	0	0	2-3
17	WITTE Jantzen Conn	.320	6-6	25	6	8	2	0	1	3	13	.520	1	1	4	1	.370	0	0	0-0
30	SMITH Philip Allen	.318	6-6	22	5	7	2	0	1	3	12	.545	2	2	9	0	.423	0	0	0-0
24	TERDOSLAVICH II Jo	.316	6-6	19	3	6	3	0	0	2	9	.474	8	0	1	0	.519	0	0	0-0
13	GOJKOVIS Kruno	.263	6-6	19	3	5	2	0	1	3	10	.526	5	1	6	1	.440	0	0	0-0
26	JONES Andrew Maxwe	.261	6-6	23	2	6	1	0	1	8	10	.435	1	0	6	0	.292	0	0	0-0
12	KRSOLOVIC Ronald A	.250	4-3	12	1	3	1	0	0	0	4	.333	1	0	6	1	.308	0	0	1-1
7	ALCALA QUIJIJE Jor	.208	6-6	24	3	5	1	0	0	1	6	.250	1	1	4	2	.259	1	0	0-0
10	VRBANOVIS Sime	.200	2-1	5	0	1	1	0	0	0	2	.400	0	0	2	0	.200	0	0	0-0
25	HORVATIS Antonio	.000	1-1	4	1	0	0	0	0	0	0	.000	1	0	1	0	.200	0	0	0-0
21	Sket Christian Iva	.000	1-1	3	0	0	0	0	0	0	0	.000	0	1	1	0	.250	0	0	0-0
Totals		.285		200	33	57	16	0	7	31	94	.470	26	7	49	8	.383	2	0	3-4
Opponents		.180		189	15	34	10	0	3	14	53	.28	24	4	48	1	.283	2	2	10-10

(All Games, Sorted by Earned Run Avg)

#	PLAYER	ERA	W-L	SV	IP	G	GS	CG	SHO	H	R	ER	BB	SO	2B	3B	HR	AB	B/Avg	WP	HP	BK	IBB	SHA	SFA
29	WOJCIECHOWSKI Rand	0.00	0-0	1	1.0	1	0	0	0	1	0	0	0	2	1	0	0	4	.250	0	1	0	0	0	0
23	PLESAC Frank Josep	0.75	0-1	0	12.0	2	2	0	0	8	2	1	4	10	3	0	1	44	.182	1	0	0	0	0	0
25	HORVATIS Antonio	1.59	1-0	0	5.2	3	0	0	0	5	1	1	5	4	1	0	0	22	.227	0	0	0	0	0	1
34	Diaz Lezama Jose A	2.57	2-0	0	14.0	2	2	1	0	8	4	4	4	14	1	0	1	51	.157	1	2	0	0	1	0
2	KRUHEK Nino	3.00	0-0	0	3.0	2	0	0	0	2	1	1	2	2	0	0	0	11	.182	2	1	0	0	0	0
14	GARCIA TRONCOSO Ca	3.38	0-1	0	13.1	2	2	0	0	9	5	5	8	13	4	0	0	47	.191	0	0	1	0	1	1
32	SUSAC Anthony Fred	6.00	1-0	0	3.0	2	0	0	0	1	2	2	1	3	0	0	1	10	.100	0	0	0	0	0	0
Totals		2.42	4-2	1	52.0	6	6	1	0	34	15	14	24	48	10	0	3	189	.180	4	4	1	0	2	2
Opponents		5.08	2-4	2	51.1	6	6	0	0	57	33	29	26	49	16	0	7	200	.285	7	7	6	2	0	2

(All Games, Sorted by Fielding Pct)

#	PLAYER	C	PO	A	E	DP	FLD%	CSB	SBA	SBA%	CI	PB
17	WITTE Jantzen Conn	16	3	13	0	0	1.000	0	0	0	0	0
16	TOMIS Andrija	15	15	0	0	0	1.000	0	0	0	0	0
13	GOJKOVIS Kruno	12	11	1	0	0	1.000	0	0	0	0	0
26	JONES Andrew Maxwe	9	8	1	0	0	1.000	0	0	0	0	0
23	PLESAC Frank Josep	4	0	4	0	0	1.000	0	0	0	0	0
12	KRSOLOVIC Ronald A	1	0	1	0	0	1.000	0	0	0	0	0
30	SMITH Philip Allen	54	51	2	1	0	.982	0	9	1.000	0	1
24	TERDOSLAVICH II Jo	52	51	0	1	2	.981	0	0	0	0	0
22	Herrera Torrez Jos	28	7	19	2	1	.929	0	0	0	0	0
7	ALCALA QUIJIJE Jor	22	10	10	2	1	.909	0	0	0	0	0
34	Diaz Lezama Jose A	1	0	0	1	0	.000	0	0	0	0	0
25	HORVATIS Antonio	1	0	0	1	0	.000	0	0	0	0	0
14	GARCIA TRONCOSO Ca	1	0	0	1	0	.000	0	1	1.000	0	0
Totals		216	156	51	9	2	.958	0	10	1.000	0	1
Opponents		209	154	51	4	9	.981	1	3	.750	0	0

Team's stats

Games 1-44



Czechia

CZE

Overall Statistics for Czechia (as of Sep 26, 2025)
(All Games, Sorted by Batting Avg)

Record: Tournament: 3-2 / Opening Round: 2-1 / Final round: 1-1

#	PLAYER	AVG	GP-GS	AB	R	H	2B	3B	HR	RBI	TB	SLG%	BB	HP	SO	GDP	OB%	SF	SH	SB-ATT
55	Servenka Martin	.500	5-5	20	4	10	0	0	3	9	19	.950	2	0	3	0	.522	1	0	1-1
56	Prokop Milan	.381	5-5	21	5	8	2	0	0	2	10	.476	3	0	6	0	.458	0	0	0-0
34	Escala William Dav	.292	5-5	24	5	7	2	0	0	3	9	.375	0	0	4	0	.292	0	0	1-1
77	MenSik VojtSch	.278	5-5	18	3	5	0	0	0	1	5	.278	2	0	4	0	.350	0	0	1-1
78	Sogard Eric	.250	3-3	8	1	2	1	0	0	0	3	.375	1	0	3	0	.333	0	0	0-0
97	KrejSiSik Marek	.222	5-5	9	4	2	0	0	0	0	2	.222	6	2	4	0	.588	0	0	2-3
49	MuSik Martin	.200	5-5	20	1	4	1	0	0	1	5	.250	1	0	3	0	.238	0	0	0-0
33	MenSik MatSj	.200	4-1	10	1	2	0	0	0	3	2	.200	2	0	3	0	.333	0	0	0-0
11	SINDELKA Michal	.176	5-5	17	2	3	1	0	0	4	4	.235	5	0	5	0	.364	0	1	0-1
66	PREJDA Max	.143	5-5	14	2	2	1	0	0	2	3	.214	3	2	1	0	.368	0	0	1-1
32	Zelenka Martin	.000	2-1	2	0	0	0	0	0	1	0	.000	0	0	1	0	.000	1	0	0-0
68	Servinka Martin	.000	2-0	2	1	0	0	0	0	0	0	.000	1	0	1	0	.333	0	0	0-0
Totals		.273		165	29	45	8	0	3	26	62	.376	26	4	38	0	.381	2	1	6-8
Opponents		.271		170	20	46	8	1	3	18	65	.382	8	3	33	5	.315	0	0	1-2

(All Games, Sorted by Earned Run Avg)

#	PLAYER	ERA	W-L	SV	IP	G	GS	CG	SHO	H	R	ER	BB	SO	2B	3B	HR	AB	B/Avg	WP	HP	BK	IBB	SHA	SFA
70	Novak Jan	0.00	0-0	0	7.1	2	2	0	0	3	0	0	0	9	0	0	0	25	.120	0	1	0	0	0	0
60	Hlouch LukaS	0.00	0-0	0	1.1	1	0	0	0	2	0	0	0	2	0	0	0	6	.333	0	0	0	0	0	0
31	Ercoli LukaS	0.00	0-0	0	0.0	1	0	0	0	0	0	0	1	0	0	0	0	0	.000	0	0	0	0	0	0
75	Barto Jeffrey Char	0.00	1-0	0	5.2	1	1	0	0	4	0	0	1	5	0	0	0	21	.190	0	0	0	0	0	0
14	Sapka Filip	0.00	0-0	0	1.2	2	0	0	0	1	0	0	0	1	0	0	0	6	.167	0	0	0	0	0	0
7	DUFFEK TomaS	3.00	0-0	0	3.0	2	0	0	0	6	1	1	1	1	1	0	0	14	.429	1	0	0	0	0	0
35	Satoria OndSej	3.38	2-0	0	8.0	2	0	0	0	8	4	3	0	7	1	0	0	31	.258	0	0	0	0	0	0
95	Johnson Ryan Johan	3.60	0-1	1	5.0	3	1	0	0	7	2	2	0	2	2	1	0	21	.333	0	1	0	0	0	0
26	KOLLMANN Filip	7.71	0-0	0	2.1	1	0	0	0	4	2	2	1	0	0	0	1	11	.364	0	0	0	0	0	0
57	ONDRA TomaS	9.00	0-1	0	2.0	1	1	0	0	3	2	2	0	1	2	0	1	9	.333	0	0	0	0	0	0
10	Tomek Jan	10.13	0-0	0	2.2	2	0	0	0	4	3	3	0	0	1	0	0	10	.400	0	0	0	0	0	0
79	SENAY Michael Domi	13.50	0-0	0	4.0	2	0	0	0	4	6	6	4	5	1	0	1	16	.250	1	1	0	0	0	0
Totals		3.98	3-2	1	43.0	5	5	0	0	46	20	19	8	33	8	1	3	170	.271	2	3	0	0	0	0
Opponents		5.01	2-3	0	41.1	5	5	0	0	45	29	23	26	38	8	0	3	165	.273	3	4	0	1	1	2

(All Games, Sorted by Fielding Pct)

#	PLAYER	C	PO	A	E	DP	FLD%	CSB	SBA	SBA%	CI	PB
55	Servenka Martin	35	33	2	0	0	1.000	0	1	1.000	0	1
56	Prokop Milan	12	4	8	0	1	1.000	0	0	0	0	0
97	KrejSiSik Marek	12	11	1	0	1	1.000	0	0	0	0	0
78	Sogard Eric	10	3	7	0	2	1.000	0	0	0	0	0
11	SINDELKA Michal	10	9	1	0	0	1.000	0	0	0	0	0
95	Johnson Ryan Johan	3	1	2	0	0	1.000	1	0	.000	0	0
35	Satoria OndSej	2	1	1	0	0	1.000	0	0	0	0	0
10	Tomek Jan	1	0	1	0	0	1.000	0	0	0	0	0
14	Sapka Filip	1	0	1	0	0	1.000	0	0	0	0	0
68	Servinka Martin	1	0	1	0	0	1.000	0	0	0	0	0
49	MuSik Martin	54	49	4	1	6	.982	0	0	0	0	0
34	Escala William Dav	16	2	13	1	2	.938	0	0	0	0	0
66	PREJDA Max	10	9	0	1	0	.900	0	0	0	0	0
77	MenSik VojtSch	24	7	14	3	3	.875	0	0	0	0	0
31	Ercoli LukaS	1	0	0	1	0	.000	0	0	0	0	0
Totals		192	129	56	7	6	.964	1	1	.500	0	1
Opponents		170	124	38	8	0	.953	2	6	.750	0	0

Team's stats

Games 1-44



France

FRA

Overall Statistics for France (as of Sep 26, 2025)
(All Games, Sorted by Batting Avg)

Record: Tournament: 0-6 / Opening Round: 0-3 / Final round: 0-3

#	PLAYER	AVG	GP-GS	AB	R	H	2B	3B	HR	RBI	TB	SLG%	BB	HP	SO	GDP	OB%	SF	SH	SB-ATT
35	Martinez Ernesto	.348	6-6	23	1	8	1	0	0	4	9	.391	6	1	0	0	.500	0	0	0-0
9	BROSSIER Paolo	.348	6-6	23	3	8	0	0	0	4	8	.348	1	1	2	0	.385	1	0	0-0
22	MONKS Julien	.333	6-6	24	1	8	0	0	0	1	8	.333	0	2	7	0	.370	1	0	0-0
24	PAULA Jose	.308	6-6	26	4	8	1	1	0	3	11	.423	3	0	8	1	.379	0	0	3-3
7	BROWN Felix	.250	6-6	24	4	6	1	0	0	2	7	.292	5	1	7	0	.400	0	0	0-0
21	JIMINIAN Leo	.200	6-6	25	3	5	2	0	0	2	7	.280	0	0	3	0	.200	0	0	3-3
30	PATRICE Daniel	.200	5-5	15	1	3	0	0	0	0	3	.200	4	2	2	0	.429	0	0	0-1
1	BOUNIOL Dorian	.200	5-2	5	0	1	0	0	0	0	1	.200	3	0	1	0	.500	0	1	1-1
4	HANVI Frederic	.200	4-0	5	0	1	0	0	0	1	1	.200	0	0	0	0	.200	0	0	0-0
12	KOVACS Fabian	.154	6-5	13	0	2	0	0	0	0	2	.154	0	1	2	0	.214	0	1	0-0
14	LOPEZ Miguel	.133	5-4	15	3	2	1	0	0	0	3	.200	1	0	6	0	.188	0	0	0-0
13	SOLIVERES Nolan	.000	6-1	8	0	0	0	0	0	1	0	.000	0	0	3	1	.000	1	0	0-0
26	ZAN Mael	.000	5-1	6	0	0	0	0	0	0	0	.000	1	0	2	0	.143	0	0	0-0
Totals		.245		212	20	52	6	1	0	18	60	.283	24	8	43	2	.340	3	2	7-8
Opponents		.327		214	53	70	11	0	1	45	84	.393	40	6	38	3	.441	3	6	10-11

(All Games, Sorted by Earned Run Avg)

#	PLAYER	ERA	W-L	SV	IP	G	GS	CG	SHO	H	R	ER	BB	SO	2B	3B	HR	AB	B/Avg	WP	HP	BK	IBB	SHA	SFA
34	DE LA ROSA Frankli	1.29	0-0	0	7.0	2	1	0	0	5	1	1	3	5	0	0	0	25	.200	0	0	1	0	0	0
28	COSTE Gedeon	2.61	0-1	0	10.1	2	2	0	0	9	4	3	4	4	1	0	0	39	.231	0	2	0	0	0	0
15	MERCADIER Thibault	5.14	0-1	0	7.0	4	0	0	0	6	4	4	6	12	0	0	0	27	.222	1	0	1	0	0	1
27	ESPOSITO Kenny	5.40	0-0	0	3.1	4	0	0	0	3	2	2	5	3	1	0	0	12	.250	2	1	0	0	1	0
17	PRIOUL Esteban	6.35	0-0	0	5.2	3	1	0	0	14	9	4	5	5	2	0	0	31	.452	0	0	0	1	1	0
10	MOULIN Quentin	8.10	0-2	0	6.2	3	2	0	0	8	12	6	6	7	2	0	1	28	.286	2	1	0	0	2	0
29	LAOT Nathan	9.82	0-1	0	3.2	4	0	0	0	7	6	4	3	0	3	0	0	15	.467	1	0	0	0	1	1
19	CLARA Robyn	15.00	0-0	0	3.0	4	0	0	0	10	5	5	0	0	1	0	0	18	.556	0	2	0	0	0	0
16	ANTOINE Nicolas	15.75	0-1	0	4.0	3	0	0	0	6	7	7	5	2	1	0	0	16	.375	3	0	0	0	1	1
23	OZANICH Owen	81.00	0-0	0	0.1	2	0	0	0	2	3	3	3	0	0	0	0	3	.667	0	0	0	1	0	0
Totals		6.88	0-6	0	51.0	6	6	0	0	70	53	39	40	38	11	0	1	214	.327	9	6	2	2	6	3
Opponents		2.50	6-0	2	54.0	6	6	0	0	52	20	15	24	43	6	1	0	212	.245	9	8	3	1	2	3

(All Games, Sorted by Fielding Pct)

#	PLAYER	C	PO	A	E	DP	FLD%	CSB	SBA	SBA%	CI	PB		
13	SOLIVERES Nolan	23	23	0	0	0	1.000	0	3	1.000	0	0		
12	KOVACS Fabian	20	19	1	0	0	1.000	1	7	.875	0	1		
21	JIMINIAN Leo	16	16	0	0	0	1.000	0	0	0	0	0		
22	MONKS Julien	11	2	9	0	1	1.000	0	0	0	0	0		
10	MOULIN Quentin	5	1	4	0	0	1.000	0	0	0	0	0		
16	ANTOINE Nicolas	1	0	1	0	0	1.000	0	0	0	0	0		
19	CLARA Robyn	1	0	1	0	0	1.000	0	0	0	0	0		
27	ESPOSITO Kenny	1	0	1	0	0	1.000	0	0	0	0	0		
29	LAOT Nathan	1	0	1	0	0	1.000	0	0	0	0	0		
30	PATRICE Daniel	30	27	2	1	3	.967	0	0	0	0	0		
24	PAULA Jose	20	18	1	1	1	.950	0	0	0	0	0		
1	BOUNIOL Dorian	14	5	8	1	2	.929	0	0	0	0	0		
35	Martinez Ernesto	24	21	1	2	0	.917	0	0	0	0	0		
9	BROSSIER Paolo	12	9	2	1	0	.917	0	0	0	0	0		
7	BROWN Felix	20	6	12	2	1	.900	0	0	0	0	0		
14	LOPEZ Miguel	16	6	8	2	0	.875	0	0	0	0	0		
Totals		215	153	52	10	3	.953	1	10	.909	0	1		
Opponents				225	162	48	15	3	.933	1	7	.875	0	1

Team's stats

Games 1-44



Germany

GER

Overall Statistics for Germany (as of Sep 26, 2025)
 (All Games, Sorted by Batting Avg)

Record: Tournament: 3-2 / Opening Round: 2-1 / Final round: 1-1

#	PLAYER	AVG	GP-GS	AB	R	H	2B	3B	HR	RBI	TB	SLG%	BB	HP	SO	GDP	OB%	SF	SH	SB-ATT
17	WALTHER Yannic	.409	5-5	22	5	9	1	0	2	6	16	.727	2	0	3	0	.458	0	0	0-0
5	Ahrens Vincent	.333	5-5	15	0	5	2	0	0	2	7	.467	2	1	3	1	.444	0	0	0-0
26	HUBER Elias Rudolf	.267	4-4	15	4	4	0	0	0	2	4	.267	4	1	4	1	.450	0	0	1-1
1	Richards Darrion	.267	5-4	15	1	4	0	0	0	0	4	.267	0	1	3	0	.313	0	0	2-3
30	BRENK Eric Joseph	.263	5-5	19	3	5	1	0	0	0	6	.316	2	0	5	0	.333	0	0	3-3
6	SCHMIDT Alexander	.263	5-5	19	4	5	1	0	0	1	6	.316	3	2	4	0	.417	0	1	2-2
10	Dunn Lucas	.238	5-5	21	3	5	1	0	1	5	9	.429	3	0	2	0	.333	0	0	1-1
35	BAUMER Simon	.222	5-5	18	1	4	2	0	0	5	6	.333	3	0	8	0	.333	0	0	0-0
3	Baumgardt Simon	.222	2-2	9	1	2	0	0	0	1	2	.222	0	0	1	0	.222	0	0	0-0
27	Lankhorst Danny Ch	.200	4-3	15	1	3	0	0	0	0	3	.200	1	0	2	0	.250	0	0	0-1
7	HELMIG Lou Martin	.111	2-2	9	1	1	0	0	0	0	1	.111	0	0	4	0	.111	0	0	1-1
Totals		.266		177	24	47	8	0	3	22	64	.362	20	5	39	2	.356	0	1	10-12
Opponents		.229		166	18	38	3	2	1	15	48	.289	14	3	45	1	.301	0	4	4-5

(All Games, Sorted by Earned Run Avg)

#	PLAYER	ERA	W-L	SV	IP	G	GS	CG	SHO	H	R	ER	BB	SO	2B	3B	HR	AB	B/Avg	WP	HP	BK	IBB	SHA	SFA
9	Koch Sascha	0.00	0-0	0	3.1	2	0	0	0	3	1	0	2	3	1	0	0	12	.250	0	0	0	0	0	0
16	Koch Rickert	0.00	0-1	0	0.2	1	0	0	0	4	4	0	0	1	0	0	1	7	.571	1	0	0	0	0	0
19	Solbach Markus	0.00	1-1	0	14.0	2	2	0	0	14	1	0	3	14	1	0	0	56	.250	0	1	0	0	0	0
28	Harrison Mark	0.00	0-0	0	7.0	1	1	0	0	2	0	0	3	6	0	0	0	23	.087	0	0	0	0	0	0
24	Rummel Pedrol Chri	2.53	1-0	0	10.2	2	2	0	0	6	8	3	4	17	1	0	0	36	.167	0	2	0	0	3	0
41	Aquino Jung Cesar	3.00	0-0	1	3.0	2	0	0	0	2	1	1	1	2	0	1	0	11	.182	0	0	0	0	0	0
29	Von Schamann Dalto	4.50	1-0	0	4.0	3	0	0	0	5	2	2	1	2	0	0	0	16	.313	0	0	0	0	1	0
2	Schaffer Jonathan	6.75	0-0	0	1.1	1	0	0	0	2	1	1	0	0	0	1	0	5	.400	0	0	0	0	0	0
Totals		1.43	3-2	1	44.0	5	5	0	0	38	18	7	14	45	3	2	1	166	.229	1	3	0	0	4	0
Opponents		4.78	2-3	2	43.1	5	5	0	0	47	24	23	20	39	8	0	3	177	.266	2	5	2	3	1	0

(All Games, Sorted by Fielding Pct)

#	PLAYER	C	PO	A	E	DP	FLD%	CSB	SBA	SBA%	CI	PB
5	Ahrens Vincent	25	22	3	0	0	1.000	0	2	1.000	0	0
6	SCHMIDT Alexander	21	5	16	0	1	1.000	0	0	0	0	0
10	Dunn Lucas	12	12	0	0	0	1.000	0	0	0	0	0
1	Richards Darrion	11	11	0	0	0	1.000	0	0	0	0	0
26	HUBER Elias Rudolf	9	6	3	0	0	1.000	0	0	0	0	0
27	Lankhorst Danny Ch	5	5	0	0	0	1.000	0	0	0	0	0
19	Solbach Markus	4	2	2	0	0	1.000	0	0	0	0	0
29	Von Schamann Dalto	2	2	0	0	0	1.000	0	0	0	0	0
9	Koch Sascha	2	0	2	0	0	1.000	0	0	0	0	0
41	Aquino Jung Cesar	1	0	1	0	0	1.000	0	0	0	0	0
28	Harrison Mark	1	0	1	0	0	1.000	0	0	0	0	0
35	BAUMER Simon	46	40	5	1	1	.978	0	0	0	0	0
17	WALTHER Yannic	25	22	2	1	0	.960	1	2	.667	0	0
3	Baumgardt Simon	12	4	7	1	0	.917	0	0	0	0	0
30	BRENK Eric Joseph	8	0	7	1	0	.875	0	0	0	0	0
7	HELMIG Lou Martin	3	1	1	1	0	.667	0	0	0	0	0
24	Rummel Pedrol Chri	3	0	1	2	0	.333	0	0	0	0	0
Totals		190	132	51	7	1	.963	1	4	.800	0	0
Opponents		184	130	43	11	2	.94	2	10	.833	0	0

Team's stats

Games 1-44

	Great Britain	GBR
---	---------------	-----

Overall Statistics for Great Britain (as of Sep 26, 2025)
(All Games, Sorted by Batting Avg)

Record: Tournament: 3-2 / Opening Round: 2-1 / Final round: 1-1

#	PLAYER	AVG	GP-GS	AB	R	H	2B	3B	HR	RBI	TB	SLG%	BB	HP	SO	GDP	OB%	SF	SH	SB-ATT
19	SANDERS Julian Chr	.565	5-5	23	3	13	4	0	0	6	17	.739	0	0	2	0	.565	0	0	1-1
12	COLLINS Charlie Jo	.429	5-5	14	3	6	2	0	0	2	8	.571	3	2	4	0	.579	0	0	1-1
26	Ward Nick	.286	5-5	21	6	6	4	0	1	8	13	.619	3	1	2	0	.400	0	0	0-0
21	VIERA Max Anthony	.286	5-5	21	4	6	2	0	0	2	8	.381	3	0	5	0	.360	1	0	1-1
25	Allen Quinn Joshua	.188	4-4	16	3	3	0	0	1	2	6	.375	1	1	5	0	.278	0	0	0-0
28	WARD Matthew Peter	.143	5-4	14	4	2	1	0	0	1	3	.214	3	0	3	0	.294	0	0	1-1
35	Christopher Shamoy	.143	2-2	7	0	1	1	0	0	0	2	.286	1	0	3	0	.250	0	0	0-0
24	Bear Christopher Al	.133	5-5	15	3	2	0	0	0	0	2	.133	4	0	4	0	.316	0	1	0-0
31	Cresswell Willis M	.100	5-5	20	2	2	0	0	0	3	2	.100	3	0	10	0	.200	2	0	0-0
17	FLAHERTY Michael J	.091	4-3	11	0	1	0	0	0	0	1	.91	2	0	4	0	.231	0	0	1-1
11	Dawson Kennard	.000	4-1	6	3	0	0	0	0	0	0	.000	2	0	2	0	.250	0	0	1-1
10	LECLAIR Cole Kensi	.000	2-1	3	0	0	0	0	0	0	0	.000	1	0	2	0	.250	0	0	0-0
Totals		.246		171	31	42	14	0	2	24	62	.363	26	4	46	0	.353	3	1	6-6
Opponents		.253		174	23	44	6	0	6	20	68	.391	18	4	51	3	.335	1	1	0-0

(All Games, Sorted by Earned Run Avg)

#	PLAYER	ERA	W-L	SV	IP	G	GS	CG	SHO	H	R	ER	BB	SO	2B	3B	HR	AB	B/Avg	WP	HP	BK	IBB	SHA	SFA
38	Messer Christopher	0.00	0-0	0	1.0	1	0	0	0	0	0	0	1	1	0	0	0	2	.000	0	0	0	0	0	0
32	WEBB Alexander Wil	0.00	0-0	0	8.1	2	2	0	0	6	0	0	6	10	1	0	0	31	.194	1	3	0	0	0	0
16	Cameron Zachary An	1.93	1-0	0	4.2	2	0	0	0	4	2	1	1	3	1	0	0	18	.222	0	0	0	0	0	1
27	SEPPINGS Jack Stan	3.38	0-0	1	5.1	2	0	0	0	4	2	2	0	7	1	0	1	20	.200	0	0	0	0	0	0
22	Benoit Donovan	3.60	1-0	0	5.0	2	0	0	0	7	2	2	1	6	1	0	0	22	.318	3	1	0	0	0	0
15	Colletti Zachary A	3.86	0-0	0	2.1	1	1	0	0	3	1	1	1	1	0	0	0	11	.273	2	0	0	0	0	0
14	Campbell Andrew Fr	6.75	1-0	0	5.1	3	0	0	0	5	5	4	2	9	0	0	1	21	.238	0	0	0	0	0	0
33	Long Ryan	8.10	0-1	0	3.1	2	0	0	0	4	3	3	1	3	1	0	2	13	.308	1	0	0	0	0	0
23	Wells Nicholas Dav	8.31	0-1	0	8.2	2	2	0	0	11	8	8	5	11	1	0	2	36	.306	1	0	0	0	1	0
Totals		4.30	3-2	1	44.0	5	5	0	0	44	23	21	18	51	6	0	6	174	.253	8	4	0	0	1	1
Opponents		4.81	2-3	1	43.0	5	5	0	0	42	31	23	26	46	14	0	2	171	.246	2	4	0	0	1	3

(All Games, Sorted by Fielding Pct)

#	PLAYER	C	PO	A	E	DP	FLD%	CSB	SBA	SBA%	CI	PB
31	Cresswell Willis M	53	50	3	0	0	1.000	0	0	0	0	1
25	Allen Quinn Joshua	38	38	0	0	2	1.000	0	0	0	0	0
21	VIERA Max Anthony	25	10	15	0	2	1.000	0	0	0	0	0
19	SANDERS Julian Chr	12	12	0	0	1	1.000	0	0	0	0	0
26	Ward Nick	11	3	8	0	0	1.000	0	0	0	0	0
11	Dawson Kennard	3	2	1	0	0	1.000	0	0	0	0	0
17	FLAHERTY Michael J	3	1	2	0	1	1.000	0	0	0	0	0
22	Benoit Donovan	2	0	2	0	0	1.000	0	0	0	0	0
23	Wells Nicholas Dav	2	0	2	0	0	1.000	0	0	0	0	0
27	SEPPINGS Jack Stan	1	0	1	0	0	1.000	0	0	0	0	0
14	Campbell Andrew Fr	1	0	1	0	0	1.000	0	0	0	0	0
24	Bear Christopher Al	27	8	16	3	3	.889	0	0	0	0	0
28	WARD Matthew Peter	5	4	0	1	0	.800	0	0	0	0	0
12	COLLINS Charlie Jo	6	4	0	2	0	.667	0	0	0	0	0
Totals		189	132	51	6	3	.968	0	0	0	0	1
Opponents		171	129	34	8	0	.953	0	6	1.000	0	1

Team's stats

Games 1-44

	Greece	GRE
---	--------	-----

Overall Statistics for Greece (as of Sep 26, 2025)
(All Games, Sorted by Batting Avg)

Record: Tournament: 3-2 / Opening Round: 1-2 / Relegation round Group C: 2-0

#	PLAYER	AVG	GP-GS	AB	R	H	2B	3B	HR	RBI	TB	SLG%	BB	HP	SO	GDP	OB%	SF	SH	SB-ATT
6	ATHANASIADIS GEORG	.429	4-4	14	4	6	0	0	1	2	9	.643	1	1	4	0	.500	0	1	0-0
11	GOUREN MAX TZEISO	.429	4-1	7	2	3	0	0	0	1	3	.429	2	0	1	1	.556	0	0	1-1
29	CARAS Kasey Bond	.389	4-4	18	2	7	4	0	0	4	11	.611	0	0	3	0	.389	0	0	1-1
17	DEMETRAL ANDRE CHR	.385	4-4	13	2	5	1	0	0	3	6	.462	1	1	3	1	.467	0	0	0-0
27	KOURTIS DIMITRI	.357	3-3	14	2	5	2	0	1	4	10	.714	0	0	2	0	.357	0	0	0-0
24	NTOYNTOYNAKIS PANA	.333	2-1	3	1	1	0	0	0	0	1	.333	0	0	0	0	.333	0	0	1-1
2	TORRES-SKERRETT AL	.300	4-4	10	3	3	1	0	1	5	7	.700	0	1	2	0	.333	1	1	2-2
19	VARON NICHOLAS AND	.273	4-4	11	4	3	0	0	0	1	3	.273	6	0	3	1	.529	0	0	0-1
25	Sechopoulos Aristo	.250	4-4	12	3	3	0	0	1	1	6	.500	3	3	6	0	.500	0	0	0-0
10	KARAIKOS ACHILLEA	.235	4-4	17	5	4	1	0	2	4	11	.647	2	0	4	0	.316	0	0	0-0
5	MAESTRALES PETER G	.143	3-3	7	1	1	1	0	0	2	2	.286	2	0	3	0	.333	0	0	0-0
26	SOUKERAS LOUKAS	.000	1-0	1	0	0	0	0	0	0	0	.000	0	0	0	0	.000	0	0	0-0
13	LEKAS THOMAS JAMES	.000	1-0	3	0	0	0	0	0	1	0	.000	0	0	2	0	.000	0	0	0-0
Totals		.315		130	29	41	10	0	6	28	69	.531	17	6	33	3	.416	1	2	5-6
Opponents		.294		126	29	37	5	0	6	28	60	.476	13	4	40	2	.375	1	1	7-9

(All Games, Sorted by Earned Run Avg)

#	PLAYER	ERA	W-L	SV	IP	G	GS	CG	SHO	H	R	ER	BB	SO	2B	3B	HR	AB	B/Avg	WP	HP	BK	IBB	SHA	SFA
57	GOUNARIS ALEXANDRO	0.00	0-0	0	0.2	1	0	0	0	0	0	0	0	0	0	0	0	1	.000	1	0	0	0	0	1
28	ZAVOLAS NOAH HOADL	1.98	1-0	0	13.2	2	2	0	0	8	3	3	2	21	0	0	0	45	.178	0	0	0	0	1	0
3	ORFANIDIS YANNI	3.86	0-0	0	2.1	2	1	0	0	3	1	1	1	0	0	0	1	11	.273	0	0	0	0	0	0
27	KOURTIS DIMITRI	6.43	0-1	1	7.0	3	0	0	0	5	5	5	2	10	1	0	1	25	.200	2	1	0	0	0	0
7	LAURISCH TYLER JAM	12.00	1-0	0	3.0	3	0	0	0	8	4	4	1	0	3	0	1	16	.500	0	1	0	0	0	0
1	CHRISTIDIS DEAN EV	21.60	0-1	0	1.2	2	0	0	0	5	4	4	0	2	1	0	2	10	.500	1	0	0	0	0	0
21	GOSELIN DANIEL PE	23.63	0-0	0	2.2	1	1	0	0	6	7	7	3	6	0	0	0	13	.462	0	1	0	0	0	0
9	PAPPS STEVEN JASON	27.00	0-0	0	0.2	1	0	0	0	0	2	2	3	1	0	0	0	2	.000	1	0	0	0	0	0
33	LETTAS DIMITRI COS	81.00	0-0	0	0.1	1	0	0	0	2	3	3	1	0	0	0	1	3	.667	1	1	0	0	0	0
Totals		8.16	2-2	1	32.0	4	4	0	0	37	29	29	13	40	5	0	6	126	.294	6	4	0	0	1	1
Opponents		7.59	2-2	0	32.0	4	4	0	0	41	29	27	17	33	10	0	6	130	.315	7	6	0	1	2	1

(All Games, Sorted by Fielding Pct)

#	PLAYER	C	PO	A	E	DP	FLD%	CSB	SBA	SBA%	CI	PB
6	ATHANASIADIS GEORG	44	40	4	0	1	1.000	2	7	.778	0	0
25	Sechopoulos Aristo	22	18	4	0	2	1.000	0	0	0	0	0
17	DEMETRAL ANDRE CHR	16	7	9	0	1	1.000	0	0	0	0	0
29	CARAS Kasey Bond	11	11	0	0	0	1.000	0	0	0	0	0
10	KARAIKOS ACHILLEA	11	7	4	0	2	1.000	0	0	0	0	0
2	TORRES-SKERRETT AL	8	8	0	0	0	1.000	0	0	0	0	0
11	GOUREN MAX TZEISO	2	0	2	0	0	1.000	0	0	0	0	0
27	KOURTIS DIMITRI	2	2	0	0	1	1.000	0	0	0	0	0
13	LEKAS THOMAS JAMES	2	0	2	0	1	1.000	0	0	0	0	0
19	VARON NICHOLAS AND	2	2	0	0	0	1.000	0	0	0	0	0
28	ZAVOLAS NOAH HOADL	1	0	1	0	0	1.000	0	0	0	0	0
1	CHRISTIDIS DEAN EV	1	1	0	0	0	1.000	0	0	0	0	0
5	MAESTRALES PETER G	2	0	1	1	0	.500	0	0	0	0	0
Totals		124	96	27	1	3	.992	2	7	.778	0	0
Opponents		134	96	33	5	4	.963	1	5	.833	0	2

Team's stats

Games 1-44



Hungary

HUN

Overall Statistics for Hungary (as of Sep 26, 2025)
(All Games, Sorted by Batting Avg)

Record: Tournament: 0-5 / Opening Round: 0-3 / Relegation round Group D: 0-2

#	PLAYER	AVG	GP-GS	AB	R	H	2B	3B	HR	RBI	TB	SLG%	BB	HP	SO	GDP	OB%	SF	SH	SB-ATT
34	LUTTOR Alexander G	.615	4-4	13	3	8	0	0	3	6	17	1.308	1	0	2	0	.643	0	0	0-1
10	Morua Marko	.583	4-4	12	2	7	1	1	0	0	10	.833	1	1	2	0	.643	0	0	0-0
14	Temesvary Vincent	.364	4-4	11	3	4	1	0	2	3	11	1.000	1	1	2	1	.462	0	0	0-0
33	VARGA Michael	.333	4-4	12	2	4	0	0	1	1	7	.583	0	1	5	0	.385	0	0	0-0
15	Fekete Sean Tamas	.300	3-3	10	1	3	1	0	1	2	7	.700	0	2	1	.300	0	0	0-0	
1	Piros Balint	.250	4-4	12	3	3	0	0	1	1	6	.500	1	0	3	0	.308	0	0	0-0
18	Domsicz Adam	.250	2-1	4	0	1	0	0	0	1	1	.250	0	0	2	0	.250	0	0	1-1
7	Temesvary Anthony	.222	4-3	9	0	2	0	0	0	0	2	.222	0	1	3	0	.300	0	1	0-1
21	Rubio Hernandez Ca	.167	3-2	6	0	1	0	0	0	0	1	.167	0	0	2	0	.167	0	0	0-0
24	Morua Martin	.100	4-3	10	1	1	0	0	0	0	1	.100	0	0	2	0	.100	0	0	0-0
77	Piros Adam	.000	2-1	3	0	0	0	0	0	0	0	.000	0	0	2	0	.000	0	0	0-0
55	Ketema Dalton	.000	1-0	1	0	0	0	0	0	0	0	.000	0	0	1	0	.000	0	0	0-0
6	Ketema Paris Kevin	.000	3-2	2	0	0	0	0	0	0	0	.000	0	2	1	0	.500	0	0	1-1
12	Toth Mark	.000	1-0	1	0	0	0	0	0	0	0	.000	0	0	0	0	.000	0	0	0-0
17	Takacs Bence Csaba	.000	2-1	4	0	0	0	0	0	0	0	.000	0	0	3	0	.000	0	0	0-0
8	Marcano Hecht Chri	.000	1-0	1	0	0	0	0	0	0	0	.000	0	0	1	0	.000	0	0	0-0
5	Moretti Lorenzo	.000	1-0	1	0	0	0	0	0	0	0	.000	0	0	1	0	.000	0	0	0-0
Totals		.304		112	15	34	3	1	8	14	63	.563	4	6	34	2	.361	0	1	2-4
Opponents		.350		120	64	42	13	0	11	59	88	.733	34	15	19	0	.529	3	2	8-8

(All Games, Sorted by Earned Run Avg)

#	PLAYER	ERA	W-L	SV	IP	G	GS	CG	SHO	H	R	ER	BB	SO	2B	3B	HR	AB	B/Avg	WP	HP	BK	IBB	SHA	SFA
12	Toth Mark	0.00	0-0	0	0.1	1	0	0	0	3	5	0	3	0	2	0	0	4	.750	0	0	0	0	0	1
3	Peller Benedek	0.00	0-0	0	0.2	1	0	0	0	1	1	0	0	2	0	0	0	4	.250	1	1	0	0	0	0
13	Illes Zeno	6.00	0-0	0	3.0	2	0	0	0	1	2	2	4	1	0	0	0	11	.091	0	0	0	0	0	0
66	Magas Mark	6.75	0-0	0	1.1	3	0	0	0	0	5	1	2	1	0	0	0	6	.000	0	3	0	0	0	0
24	Morua Martin	7.50	0-1	0	6.0	1	1	0	0	4	5	5	7	5	0	0	1	20	.200	0	2	1	0	0	1
15	Fekete Sean Tamas	10.50	0-1	0	6.0	2	1	0	0	11	9	7	2	3	6	0	1	27	.407	0	1	1	1	1	1
36	Ogg Robert Steven	11.57	0-0	0	4.2	1	1	0	0	10	9	6	1	4	2	0	2	26	.385	0	2	0	0	0	0
21	Rubio Hernandez Ca	27.00	0-0	0	0.1	1	0	0	0	1	1	1	2	0	0	0	1	2	.500	0	0	0	0	0	0
77	Piros Adam	50.14	0-1	0	2.1	2	1	0	0	7	13	13	6	3	3	0	4	14	.500	0	3	0	0	0	0
5	Moretti Lorenzo	108.00	0-0	0	0.1	1	0	0	0	3	4	4	0	0	0	0	2	4	.750	0	1	0	0	0	0
4	Horvath Levente	135.00	0-0	0	0.1	1	0	0	0	1	5	5	2	0	0	0	0	2	.500	0	2	0	0	0	0
50	Ogg Alexander Paul	135.00	0-1	0	0.1	1	0	0	0	0	5	5	5	0	0	0	0	0	.000	1	0	0	1	1	0
Totals		17.18	0-4	0	25.2	4	4	0	0	42	64	49	34	19	13	0	11	120	.350	2	15	2	2	2	3
Opponents		4.82	4-0	0	28.0	4	4	1	0	34	15	15	4	34	3	1	8	112	.304	1	6	0	1	1	0

(All Games, Sorted by Fielding Pct)

#	PLAYER	C	PO	A	E	DP	FLD%	CSB	SBA	SBA%	CI	PB
10	Morua Marko	19	12	7	0	1	1.000	0	4	1.000	0	0
33	VARGA Michael	17	13	4	0	0	1.000	0	4	1.000	0	0
24	Morua Martin	3	1	2	0	0	1.000	0	0	0	0	0
21	Rubio Hernandez Ca	3	2	1	0	0	1.000	0	0	0	0	0
18	Domsicz Adam	3	3	0	0	0	1.000	0	0	0	0	0
8	Marcano Hecht Chri	2	1	1	0	0	1.000	0	0	0	0	0
6	Ketema Paris Kevin	2	2	0	0	0	1.000	0	0	0	0	0
77	Piros Adam	2	2	0	0	0	1.000	0	0	0	0	0
17	Takacs Bence Csaba	1	1	0	0	0	1.000	0	0	0	0	0
66	Magas Mark	1	0	1	0	0	1.000	0	0	0	0	0
1	Piros Balint	14	4	9	1	0	.929	0	0	0	0	0
34	LUTTOR Alexander G	26	24	0	2	1	.923	0	0	0	0	0
14	Temesvary Vincent	6	5	0	1	0	.833	0	0	0	0	0
7	Temesvary Anthony	9	4	2	3	0	.667	0	0	0	0	0
15	Fekete Sean Tamas	3	2	0	1	0	.667	0	0	0	0	0
36	Ogg Robert Steven	2	1	0	1	0	.500	0	0	0	0	0
Totals		113	77	27	9	1	.920	0	8	1.000	0	0
Opponents		119	84	30	5	2	.958	2	2	.500	0	0

Team's stats

Games 1-44

	Israel	ISR
---	--------	-----

Overall Statistics for Israel (as of Sep 26, 2025)
(All Games, Sorted by Batting Avg)

Record: Tournament: 2-4 / Opening Round: 1-2 / Final round: 1-2

#	PLAYER	AVG	GP-GS	AB	R	H	2B	3B	HR	RBI	TB	SLG%	BB	HP	SO	GDP	OB%	SF	SH	SB-ATT
25	Rosengard Benjamin	.455	3-3	11	2	5	0	1	0	1	7	.636	0	1	2	2	.500	0	0	0-0
5	Engelhard Chase	.385	6-6	26	5	10	0	0	0	5	10	.385	2	0	5	0	.429	0	0	1-1
4	PALLER Robert Phil	.294	6-5	17	3	5	1	0	1	4	9	.529	7	0	6	1	.500	0	0	0-0
1	Moore Zev	.292	6-6	24	5	7	3	0	0	2	10	.417	1	0	5	0	.320	0	0	0-0
16	Dickman Blake Alex	.286	5-2	7	2	2	0	0	0	1	2	.286	1	1	1	0	.444	0	0	0-0
6	SPINOZA ITAI	.235	6-6	17	2	4	0	0	0	4	4	.235	2	2	3	0	.381	0	0	0-1
29	Agresti Jason	.211	6-5	19	2	4	1	0	0	0	5	.263	2	1	1	0	.318	0	0	0-0
2	MACHLIN NADAV	.158	6-6	19	1	3	0	0	0	4	3	.158	4	2	4	0	.360	0	0	1-1
24	LOWENGART Assaf	.143	6-6	21	5	3	1	0	0	2	4	.190	1	1	12	0	.208	1	0	0-0
18	Arnou Avraham Yaak	.143	3-1	7	1	1	0	0	0	1	1	.143	0	0	1	2	.143	0	0	0-0
20	SCHECHTER AVIAD JO	.125	4-3	8	1	1	0	0	0	0	1	.125	2	1	3	0	.364	0	1	0-0
3	Holtz Brett	.111	6-5	18	1	2	0	0	0	1	2	.111	3	0	6	0	.238	0	0	0-0
8	Goosenberg Shawn	.000	5-0	0	1	0	0	0	0	0	0	.000	0	0	0	0	.000	0	0	1-1
Totals		.242		194	31	47	6	1	1	25	58	.299	25	9	49	5	.354	1	1	3-4
Opponents		.286		210	44	60	13	0	3	36	82	.39	36	3	42	3	.393	3	1	9-10

(All Games, Sorted by Earned Run Avg)

#	PLAYER	ERA	W-L	SV	IP	G	GS	CG	SHO	H	R	ER	BB	SO	2B	3B	HR	AB	B/Avg	WP	HP	BK	IBB	SHA	SFA
26	ROSSMAN Charles	0.00	0-0	1	3.0	3	0	0	0	0	0	0	2	6	0	0	0	9	.000	1	0	0	0	0	0
23	Alintoff Justin	0.71	1-0	0	12.2	2	2	1	0	10	4	1	4	7	1	0	0	45	.222	0	0	0	0	0	0
28	Mishoulam Aaron	2.45	0-0	0	3.2	4	0	0	0	4	2	1	1	4	1	0	0	17	.235	1	0	0	0	0	0
17	Fishman Jake Layto	3.38	1-2	0	5.1	3	2	0	0	9	4	2	1	6	2	0	0	25	.360	0	2	1	0	0	1
7	Sharabi David Jona	5.40	0-0	0	5.0	3	1	0	0	8	3	3	1	5	1	0	0	22	.364	0	0	0	0	0	1
22	Epstein Akiva Math	6.75	0-0	0	4.0	2	0	0	0	5	4	3	3	2	1	0	0	19	.263	1	0	1	0	0	0
36	Margolin Ivri	6.75	0-1	0	2.2	2	0	0	0	1	4	2	5	0	0	0	0	9	.111	0	1	0	0	0	0
30	Wolf Joshua	6.75	0-1	0	4.0	2	1	0	0	4	5	3	4	4	1	0	0	17	.235	0	0	0	0	0	0
15	Katz Alexander Ben	11.25	0-0	0	4.0	3	0	0	0	6	5	5	8	6	2	0	0	18	.333	0	0	0	1	0	0
12	LIPETZ Shlomo	13.50	0-0	0	2.2	1	0	0	0	4	4	4	3	0	1	0	1	12	.333	0	0	0	0	0	0
6	SPINOZA ITAI	13.50	0-0	0	1.1	2	0	0	0	3	2	2	1	1	0	0	0	6	.500	2	0	0	1	1	0
21	BOBROV Aviv	31.50	0-0	0	2.0	1	0	0	0	6	7	7	2	1	2	0	2	11	.545	1	0	0	0	0	1
Totals		5.90	2-4	1	50.1	6	6	1	0	60	44	33	36	42	13	0	3	210	.286	6	3	2	2	1	3
Opponents		3.53	4-2	1	51.0	6	6	0	0	47	31	20	25	49	6	1	1	194	.242	8	9	0	0	1	1

(All Games, Sorted by Fielding Pct)

#	PLAYER	C	PO	A	E	DP	FLD%	CSB	SBA	SBA%	CI	PB
29	Agresti Jason	38	35	3	0	0	1.000	1	6	.857	0	0
25	Rosengard Benjamin	12	4	8	0	2	1.000	0	0	0	0	0
16	Dickman Blake Alex	10	9	1	0	0	1.000	0	3	1.000	0	0
6	SPINOZA ITAI	10	10	0	0	0	1.000	0	0	0	0	0
3	Holtz Brett	10	10	0	0	0	1.000	0	0	0	0	0
4	PALLER Robert Phil	9	9	0	0	0	1.000	0	0	0	0	0
8	Goosenberg Shawn	2	2	0	0	0	1.000	0	0	0	0	0
23	Alintoff Justin	1	0	1	0	0	1.000	0	0	0	0	0
26	ROSSMAN Charles	1	0	1	0	0	1.000	0	0	0	0	0
28	Mishoulam Aaron	1	0	1	0	0	1.000	0	0	0	0	0
22	Epstein Akiva Math	1	1	0	0	0	1.000	0	0	0	0	0
21	BOBROV Aviv	1	0	1	0	0	1.000	0	0	0	0	0
5	Engelhard Chase	49	46	2	1	4	.980	0	0	0	0	0
2	MACHLIN NADAV	30	10	18	2	2	.933	0	0	0	0	0
20	SCHECHTER AVIAD JO	8	5	2	1	0	.875	0	0	0	0	0
24	LOWENGART Assaf	21	3	13	5	2	.762	0	0	0	0	0
1	Moore Zev	16	7	5	4	0	.750	0	0	0	0	0
15	Katz Alexander Ben	2	0	1	1	0	.500	0	0	0	0	0
Totals		222	151	57	14	4	.937	1	9	.900	0	0
Opponents		221	153	58	10	5	.955	1	3	.750	0	0

Team's stats

Games 1-44



Italy

ITA

Overall Statistics for Italy (as of Sep 26, 2025)

(All Games, Sorted by Batting Avg)

Record: Tournament: 6-0 / Opening Round: 3-0 / Final round: 3-0

#	PLAYER	AVG	GP-GS	AB	R	H	2B	3B	HR	RBI	TB	SLG%	BB	HP	SO	GDP	OB%	SF	SH	SB-ATT
28	Martini Parilli Re	.600	6-6	20	9	12	2	1	0	5	16	.800	4	0	1	1	.667	0	0	0-0
26	FABRIZIO MIGUEL ED	.571	4-1	7	1	4	0	0	1	6	7	1.000	0	0	1	0	.571	0	0	0-0
25	Gonzalez Saname No	.556	6-5	18	5	10	1	0	1	7	14	.778	2	2	0	0	.609	1	0	1-1
35	LASARACINA GIACONI	.500	6-6	22	8	11	1	0	5	14	27	1.227	3	0	3	1	.538	1	0	0-0
18	Mineo Alberto	.476	6-5	21	6	10	0	0	0	4	10	.476	2	0	1	0	.522	0	1	0-0
10	Agretti Filippo	.400	4-3	10	4	4	1	0	0	4	5	.500	2	0	1	0	.500	0	0	0-0
34	Guevara Ducato Jho	.381	6-6	21	6	8	2	0	2	6	16	.762	3	0	1	0	.440	1	1	0-0
6	Paolini Ricardo Se	.308	5-3	13	1	4	1	0	0	1	5	.385	1	0	0	0	.357	0	0	0-0
4	Morresi Lorenzo	.286	6-5	21	6	6	1	0	0	3	7	.333	3	0	2	1	.375	0	0	1-1
5	Angioi Gabriele	.261	6-6	23	5	6	0	0	0	3	6	.261	5	1	2	0	.414	0	0	3-3
13	Batista De Jesus N	.222	6-6	18	4	4	1	0	0	3	5	.278	5	2	2	0	.423	1	1	1-1
12	Carrera Lopez Jesu	.200	4-2	5	3	1	0	0	0	0	1	.200	3	0	1	0	.500	0	0	0-0
Totals		.402		199	58	80	10	1	9	56	119	.598	33	5	15	3	.490	4	3	6-6
Opponents		.159		157	11	25	7	0	3	10	41	.261	13	10	49	3	.267	0	2	1-2

(All Games, Sorted by Earned Run Avg)

#	PLAYER	ERA	W-L	SV	IP	G	GS	CG	SHO	H	R	ER	BB	SO	2B	3B	HR	AB	B/Avg	WP	HP	BK	IBB	SHA	SFA
27	Andretta Maurizio	0.00	0-0	0	0.0	1	0	0	0	2	3	3	1	0	1	0	0	2	.1000	0	0	0	0	0	0
14	Artitzu Marco	0.00	1-0	0	3.0	3	0	0	0	1	0	0	1	3	0	0	0	9	.111	0	1	0	0	1	0
20	Ciarla Alessandro	0.00	0-0	0	1.0	1	0	0	0	1	0	0	0	2	0	0	0	4	.250	0	0	0	0	0	0
15	Di Raffaele Luca	0.00	0-0	0	1.1	2	0	0	0	0	0	0	2	3	0	0	0	4	.000	0	0	0	0	0	0
46	Quattrini Gabriele	0.00	2-0	0	11.0	2	2	0	0	5	0	0	1	11	2	0	0	39	.128	0	2	0	0	0	0
21	Sireus Mattia	0.00	1-0	0	4.2	3	0	0	0	1	0	0	2	4	0	0	0	15	.067	0	1	0	0	0	0
22	Fandino Hidalgo Ja	0.00	0-0	0	2.0	2	0	0	0	1	0	0	0	3	1	0	0	7	.143	0	1	0	0	0	0
19	Aldegheri Mattia	1.80	1-0	0	10.0	2	2	0	0	5	2	2	2	10	1	0	1	35	.143	0	1	0	0	0	0
16	Bocchi Matteo	3.60	0-0	0	5.0	2	1	0	0	2	2	2	2	8	0	0	0	17	.118	1	3	0	0	0	0
40	Bassani Alex	4.50	0-0	1	4.0	4	0	0	0	2	2	2	0	4	1	0	1	14	.143	0	0	0	0	0	0
9	Infante Carreno Ju	4.50	1-0	0	2.0	2	0	0	0	2	1	1	2	0	1	0	0	6	.333	1	1	0	0	1	0
37	Palumbo Cardozo An	9.00	0-0	0	1.0	1	1	0	0	3	1	1	0	1	0	0	1	5	.600	0	0	0	0	0	0
Totals		2.20	6-0	1	45.0	6	6	0	0	25	11	11	13	49	7	0	3	157	.159	2	10	0	0	2	0
Opponents		11.93	0-6	0	43.0	6	6	0	0	80	58	57	33	15	10	1	9	199	.402	10	5	2	0	3	4

(All Games, Sorted by Fielding Pct)

#	PLAYER	C	PO	A	E	DP	FLD%	CSB	SBA	SBA%	CI	PB
18	Mineo Alberto	42	41	1	0	0	1.000	1	1	.500	0	1
28	Martini Parilli Re	26	22	4	0	3	1.000	0	0	0	0	0
4	Morresi Lorenzo	21	6	15	0	3	1.000	0	0	0	0	0
6	Paolini Ricardo Se	15	6	9	0	0	1.000	0	0	0	0	0
12	Carrera Lopez Jesu	12	11	1	0	0	1.000	0	0	0	0	0
25	Gonzalez Saname No	11	11	0	0	0	1.000	0	0	0	0	0
13	Batista De Jesus N	7	7	0	0	0	1.000	0	0	0	0	0
16	Bocchi Matteo	1	0	1	0	0	1.000	0	0	0	0	0
5	Angioi Gabriele	17	9	7	1	2	.941	0	0	0	0	0
26	FABRIZIO MIGUEL ED	11	10	0	1	0	.909	0	0	0	1	0
34	Guevara Ducato Jho	11	9	0	2	0	.818	0	0	0	0	0
10	Agretti Filippo	5	1	3	1	1	.800	0	0	0	0	0
19	Aldegheri Mattia	5	2	2	1	0	.800	0	0	0	0	0
9	Infante Carreno Ju	1	0	0	1	0	.000	0	0	0	0	0
Totals		185	135	43	7	3	.962	1	1	.500	1	1
Opponents		182	129	48	5	4	.973	0	6	1.000	0	1

Team's stats

Games 1-44



Lithuania

LTU

Overall Statistics for Lithuania (as of Sep 26, 2025)
 (All Games, Sorted by Batting Avg)

Record: Tournament: 0-5 / Opening Round: 0-3 / Relegation round Group C: 0-2

#	PLAYER	AVG	GP-GS	AB	R	H	2B	3B	HR	RBI	TB	SLG%	BB	HP	SO	GDP	OB%	SF	SH	SB-ATT
99	MORKUNAS Lukas	1.000	1-0	1	0	1	0	0	0	2	1	1.000	0	0	0	0	1.000	0	0	0-0
72	Matusevicius Edvar	.500	4-4	14	3	7	2	0	0	4	9	.643	0	0	4	0	.500	0	0	3-3
24	JanuSauskas Kajus	.500	3-0	2	1	1	0	0	0	0	1	.500	0	0	1	0	.500	0	0	0-0
23	Stravinskas Andrius	.429	3-2	7	2	3	0	0	0	1	3	.429	1	1	1	0	.556	0	0	1-1
66	Neverauskas Dovyda	.400	2-1	5	1	2	1	0	0	0	3	.600	0	0	2	0	.400	0	0	0-0
19	PAIKOVAS Vilius	.273	4-2	11	1	3	0	0	1	2	6	.545	0	0	4	1	.273	0	0	1-1
28	AleksandraviSius A	.167	4-4	12	1	2	0	0	0	1	2	.167	2	0	2	0	.286	0	0	0-0
27	ZAKARAS Dovydas	.143	4-4	7	2	1	0	0	0	0	1	.143	1	1	3	0	.333	0	0	0-0
55	Kamandulis Domas	.077	4-4	13	0	1	0	0	0	0	1	.77	0	0	5	0	.077	0	0	0-0
18	SirgSdas Lukas	.000	3-1	4	0	0	0	0	0	0	0	.000	1	1	0	0	.333	0	0	0-1
8	Cernauskas Mantas	.000	4-3	6	1	0	0	0	0	0	0	.000	1	1	3	0	.250	0	0	0-0
11	SADZEVICIUS Martyn	.000	3-3	8	0	0	0	0	0	0	0	.000	0	0	4	0	.000	0	0	0-0
12	Tamasevskis Deivid	.000	2-1	5	0	0	0	0	0	0	0	.000	0	0	2	0	.000	0	0	0-0
2	Beliauskas Audrius	.000	4-3	4	1	0	0	0	0	0	0	.000	1	0	2	0	.200	0	0	0-0
81	Sirgedas Matas	.000	4-4	9	0	0	0	0	0	1	0	.000	0	1	2	0	.100	0	1	0-0
3	Danielius Rokas	.000	1-0	1	0	0	0	0	0	0	0	.000	0	0	1	0	.000	0	0	0-0
22	Katinas Vilmantas	.000	1-0	1	0	0	0	0	0	0	0	.000	0	0	0	0	.000	0	0	0-0
Totals		.191		110	13	21	3	0	1	11	27	.245	7	5	36	1	.270	0	1	5-6
Opponents		.401		137	46	55	11	0	6	40	84	.613	21	6	20	2	.500	0	1	16-17

(All Games, Sorted by Earned Run Avg)

#	PLAYER	ERA	W-L	SV	IP	G	GS	CG	SHO	H	R	ER	BB	SO	2B	3B	HR	AB	B/Avg	WP	HP	BK	IBB	SHA	SFA
72	Matusevicius Edvar	0.00	0-0	0	1.1	1	0	0	0	0	0	0	3	1	0	0	0	3	.000	1	1	0	0	0	0
66	Neverauskas Dovyda	3.86	0-0	0	7.0	2	1	0	0	8	5	3	4	8	4	0	0	29	.276	2	0	0	0	0	0
6	MorkSnas Gytis	5.40	0-0	0	1.2	2	0	0	0	3	1	1	1	1	0	0	0	8	.375	0	1	0	0	0	0
19	PAIKOVAS Vilius	7.71	0-1	0	2.1	1	1	0	0	4	6	2	3	1	1	0	0	12	.333	0	2	2	0	0	0
9	SiSkus Eimantas	14.40	0-2	0	5.0	2	1	0	0	10	8	8	1	3	1	0	3	24	.417	0	1	0	0	1	0
5	RaSkaukas Justina	18.00	0-0	0	3.0	2	0	0	0	9	6	6	2	1	2	0	1	17	.529	1	0	0	0	0	0
99	MORKUNAS Lukas	18.00	0-1	0	4.0	2	1	0	0	9	8	8	2	3	3	0	2	20	.450	3	1	0	0	0	0
14	Raciunas Dovydas	21.60	0-0	0	1.2	1	0	0	0	4	4	4	1	2	0	0	0	10	.400	2	0	0	0	0	0
21	Trinkunas Domantas	33.75	0-0	0	1.1	2	0	0	0	8	5	1	0	0	0	0	0	12	.667	0	0	0	0	0	0
23	Stravinskas Andrius	40.50	0-0	0	0.2	1	0	0	0	0	3	3	3	0	0	0	0	2	.000	1	0	0	0	0	0
Totals		12.86	0-4	0	28.0	4	4	0	0	55	46	40	21	20	11	0	6	137	.401	10	6	2	0	1	0
Opponents		3.77	4-0	1	31.0	4	4	0	0	21	13	13	7	36	3	0	1	110	.191	2	5	1	0	1	0

(All Games, Sorted by Fielding Pct)

#	PLAYER	C	PO	A	E	DP	FLD%	CSB	SBA	SBA%	CI	PB
66	Neverauskas Dovyda	10	10	0	0	2	1.000	0	0	0	0	0
11	SADZEVICIUS Martyn	5	5	0	0	0	1.000	0	0	0	0	0
23	Stravinskas Andrius	5	5	0	0	0	1.000	0	0	0	0	0
81	Sirgedas Matas	4	4	0	0	0	1.000	0	0	0	0	0
12	Tamasevskis Deivid	2	2	0	0	0	1.000	0	0	0	0	0
18	SirgSdas Lukas	1	1	0	0	0	1.000	0	0	0	0	0
2	Beliauskas Audrius	1	1	0	0	0	1.000	0	0	0	0	0
99	MORKUNAS Lukas	1	0	1	0	0	1.000	0	0	0	0	0
55	Kamandulis Domas	30	15	14	1	3	.967	0	0	0	0	0
8	Cernauskas Mantas	19	16	2	1	0	.947	0	12	1.000	0	2
72	Matusevicius Edvar	17	3	13	1	2	.941	1	0	.000	0	0
28	AleksandraviSius A	24	21	1	2	0	.917	0	1	1.000	0	2
19	PAIKOVAS Vilius	8	1	6	1	0	.875	0	0	0	0	0
14	Raciunas Dovydas	1	0	0	1	0	.000	0	1	1.000	0	0
Totals		128	84	37	7	3	.945	1	14	.933	0	4
Opponents		128	93	34	1	1	.992	1	5	.833	1	0

Team's stats

Games 1-44

	Netherlands	NED
---	-------------	-----

Overall Statistics for Netherlands (as of Sep 26, 2025)
(All Games, Sorted by Batting Avg)

Record: Tournament: 5-0 / Opening Round: 3-0 / Final round: 2-0

#	PLAYER	AVG	GP-GS	AB	R	H	2B	3B	HR	RBI	TB	SLG%	BB	HP	SO	GDP	OB%	SF	SH	SB-ATT
6	SCHOOP Jonathan Ru	.421	5-5	19	7	8	2	0	2	7	16	.842	4	0	3	0	.500	1	0	1-1
4	TROMP Jiandido Can	.417	4-3	12	4	5	0	0	1	1	8	.667	3	0	1	0	.533	0	0	0-0
2	SELASSA Delano Que	.400	5-5	20	6	8	1	0	1	4	12	.600	1	0	2	0	.429	0	0	0-0
12	CLEMENTINA Hendrik	.400	5-5	15	6	6	1	0	1	4	10	.667	7	0	3	0	.565	1	0	2-2
5	MARTINA Francinel	.400	2-1	5	2	2	1	0	0	0	3	.600	0	1	1	0	.500	0	0	0-0
11	DIDDER Ray-Patrick	.350	5-5	20	4	7	1	0	1	4	11	.550	2	0	7	0	.391	1	0	2-2
18	GREGORIUS Mariekso	.333	5-5	24	4	8	2	0	1	3	13	.542	0	0	2	1	.333	0	0	0-0
41	HELDER Eugene Alex	.308	4-3	13	2	4	2	0	1	3	9	.692	2	0	2	0	.400	0	0	0-0
15	SCHOOP Sharlon Rom	.300	5-5	20	3	6	1	0	1	5	10	.500	3	0	4	1	.391	0	0	0-0
13	PROFAR Juremi Greg	.273	5-5	22	2	6	0	0	1	6	9	.409	2	0	0	1	.333	0	0	0-0
26	KUIJPER Sem	.000	1-0	1	0	0	0	0	0	0	0	.000	0	0	0	0	.000	0	0	0-0
7	KEMP Dwayne Richen	.000	4-3	9	0	0	0	0	0	0	0	.000	0	0	2	1	.000	0	0	0-0
3	VAN DER MEER Stijn	.000	1-0	0	0	0	0	0	0	0	0	.000	1	0	0	0	1.000	0	0	0-0
Totals		.333		180	40	60	11	0	10	37	101	.561	25	1	27	4	.411	3	0	5-5
Opponents		.228		171	10	39	7	0	0	9	46	.269	8	1	58	3	.267	0	1	1-1

(All Games, Sorted by Earned Run Avg)

#	PLAYER	ERA	W-L	SV	IP	G	GS	CG	SHO	H	R	ER	BB	SO	2B	3B	HR	AB	B/Avg	WP	HP	BK	IBB	SHA	SFA
99	FLORANUS Wendell M	0.00	0-0	0	1.0	1	0	0	0	0	0	0	0	2	0	0	0	3	.000	0	0	0	0	0	0
33	KELLY Kevin Keary	0.00	1-0	2	10.2	3	0	0	0	9	0	0	0	21	1	0	0	40	.225	0	0	0	0	0	0
27	HUNTINGTON Ryan An	0.00	0-0	0	1.0	1	0	0	0	2	0	0	0	1	0	0	0	5	.400	0	0	0	0	0	0
1	ESTANISTA Jaydenn	0.00	0-0	0	2.2	3	0	0	0	1	0	0	0	4	0	0	0	9	.111	0	0	0	0	0	0
10	MENDEZ MATOS Eric	0.00	0-0	0	1.0	1	0	0	0	0	0	0	0	0	0	0	0	3	.000	0	0	0	0	0	0
17	VILCHEZ Michael An	0.00	0-0	0	2.1	1	0	0	0	1	0	0	1	4	0	0	0	8	.125	0	0	0	0	0	0
30	MORALES SEQUERA Ju	0.00	0-0	0	1.0	1	0	0	0	0	0	0	0	3	0	0	0	3	.000	0	0	0	0	0	0
20	PRINS Scott Michae	1.80	1-0	0	5.0	1	1	0	0	4	1	1	0	4	1	0	0	19	.211	0	0	0	0	1	0
16	HUIJER Lars Benjam	2.00	2-0	0	9.0	2	1	0	0	9	2	2	2	6	2	0	0	33	.273	0	1	0	0	0	0
37	DE BLOK Tom Robin	4.76	0-0	0	5.2	2	2	0	0	6	3	3	3	7	0	0	0	23	.261	0	0	0	0	0	0
39	MARTIS Shairon Ben	4.76	1-0	0	5.2	1	1	0	0	7	4	3	2	6	3	0	0	25	.280	0	0	0	0	0	0
Totals		1.80	5-0	2	45.0	5	5	0	0	39	10	9	8	58	7	0	0	171	.228	0	1	0	0	1	0
Opponents		7.93	0-5	0	42.0	5	5	0	0	60	40	37	25	27	11	0	10	180	.333	4	1	0	1	0	3

(All Games, Sorted by Fielding Pct)

#	PLAYER	C	PO	A	E	DP	FLD%	CSB	SBA	SBA%	CI	PB
13	PROFAR Juremi Greg	29	27	2	0	3	1.000	0	0	0	0	0
2	SELASSA Delano Que	7	6	1	0	0	1.000	0	0	0	0	0
4	TROMP Jiandido Can	6	6	0	0	0	1.000	0	0	0	0	0
15	SCHOOP Sharlon Rom	5	2	3	0	1	1.000	0	0	0	0	0
7	KEMP Dwayne Richen	4	4	0	0	0	1.000	0	0	0	0	0
5	MARTINA Francinel	3	2	1	0	0	1.000	0	0	0	0	0
16	HUIJER Lars Benjam	2	0	2	0	0	1.000	0	0	0	0	0
33	KELLY Kevin Keary	1	1	0	0	1	1.000	0	0	0	0	0
20	PRINS Scott Michae	1	0	1	0	0	1.000	0	0	0	0	0
10	MENDEZ MATOS Eric	1	1	0	0	0	1.000	0	0	0	0	0
26	KUIJPER Sem	1	1	0	0	0	1.000	0	0	0	0	0
12	CLEMENTINA Hendrik	61	59	1	1	0	.984	0	1	1.000	0	0
6	SCHOOP Jonathan Ru	20	11	8	1	2	.950	0	0	0	0	0
18	GREGORIUS Mariekso	17	4	12	1	2	.941	0	0	0	0	0
11	DIDDER Ray-Patrick	12	11	0	1	0	.917	0	0	0	0	0
17	VILCHEZ Michael An	1	0	0	1	0	.000	0	0	0	0	0
Totals		171	135	31	5	3	.971	0	1	1.000	0	0
Opponents		182	126	49	7	3	.962	0	5	1.000	0	2

Team's stats

Games 1-44

	Spain	ESP
---	-------	-----

Overall Statistics for Spain (as of Sep 26, 2025)
(All Games, Sorted by Batting Avg)

Record: Tournament: 4-2 / Opening Round: 2-1 / Final round: 2-1

#	PLAYER	AVG	GP-GS	AB	R	H	2B	3B	HR	RBI	TB	SLG%	BB	HP	SO	GDP	OB%	SF	SH	SB-ATT
35	Hernandez Ruiz Oma	.417	3-3	12	3	5	1	0	0	3	6	.500	1	0	2	0	.462	0	0	1-1
40	Lino Gabriel	.389	5-5	18	4	7	3	0	0	2	10	.556	0	0	5	0	.389	0	0	0-0
13	Guillorme Gonzalez	.368	6-6	19	3	7	1	0	0	3	8	.421	6	1	1	1	.538	0	0	0-0
10	Jimenez Daniel Ale	.364	5-3	11	1	4	2	0	0	2	6	.545	0	0	1	0	.364	0	0	0-0
19	VALERIO ABREU Edis	.350	5-5	20	3	7	0	0	0	5	7	.350	1	0	3	0	.381	0	0	0-0
11	ENCARNACION SEGURA	.333	6-6	21	3	7	1	0	0	2	8	.381	2	0	2	0	.375	1	0	0-0
29	HERNANDEZ RUIZ Fra	.318	6-6	22	5	7	3	0	0	2	10	.455	1	0	5	0	.348	0	0	1-1
16	Ustariz Luis Jesus	.222	6-6	18	5	4	0	0	1	5	7	.389	6	1	10	0	.440	0	0	1-1
3	Colmenarez Perojo	.158	6-6	19	6	3	0	0	1	2	6	.316	3	0	7	0	.273	0	1	0-0
18	Estrada Luis Rusbe	.143	4-4	14	1	2	0	0	1	4	5	.357	1	0	7	0	.200	0	0	0-0
9	STEVENS CANIZARES	.125	4-2	8	2	1	1	0	0	2	2	.250	1	0	3	0	.222	0	0	0-0
2	ANGULO CASTRO Andr	.111	6-2	9	2	1	0	0	0	0	1	.111	0	0	3	0	.111	0	0	3-3
Totals		.288		191	38	55	12	0	3	32	76	.398	22	2	49	1	.366	1	1	6-6
Opponents		.249		173	17	43	6	0	4	16	61	.353	16	3	42	3	.321	1	0	2-6

(All Games, Sorted by Earned Run Avg)

#	PLAYER	ERA	W-L	SV	IP	G	GS	CG	SHO	H	R	ER	BB	SO	2B	3B	HR	AB	B/Avg	WP	HP	BK	IBB	SHA	SFA
27	Guillen Pablo L.	0.00	2-0	0	11.0	2	2	1	1	8	0	0	3	15	3	0	0	40	.200	1	0	0	0	0	0
34	Sierra Alvarez Car	0.00	0-0	0	2.0	1	0	0	0	0	0	0	1	3	0	0	0	6	.000	0	0	0	0	0	0
55	Cruz Montero Rhine	0.00	0-0	0	3.0	3	0	0	0	2	0	0	0	3	0	0	0	10	.200	0	0	0	0	0	1
31	Hernandez Cruz Roy	0.00	1-0	0	7.0	1	1	1	1	5	0	0	0	4	0	0	0	24	.208	0	1	0	0	0	0
36	PEREZ PADILLA Andr	0.00	1-0	0	1.0	1	0	0	0	2	0	0	0	1	0	0	0	5	.400	0	0	1	1	0	0
39	GOMEZ BOLIVAR JOSE	3.46	0-1	0	13.0	2	2	0	0	11	5	5	5	8	1	0	3	47	.234	0	0	0	0	0	0
23	Balboa Miguel Jorg	5.40	0-1	0	3.1	1	1	0	0	7	4	2	1	3	0	0	0	17	.412	0	0	0	0	0	0
57	Baez Aybar Fernand	8.10	0-0	1	3.1	3	0	0	0	5	3	3	2	4	1	0	1	14	.357	0	1	0	0	0	0
12	Menes Gomez Ruben	9.00	0-0	0	2.0	1	0	0	0	1	2	2	1	1	1	0	0	7	.143	0	1	0	0	0	0
14	Bonilla Hernandez	81.00	0-0	0	0.1	1	0	0	0	2	3	3	2	1	0	0	0	3	.667	0	0	0	0	0	0
Totals		2.93	4-2	1	46.0	6	6	2	2	43	17	15	16	42	6	0	4	173	.249	1	3	1	1	0	1
Opponents		6.15	2-4	0	45.1	6	6	0	0	55	38	31	22	49	12	0	3	191	.288	7	2	1	0	1	1

(All Games, Sorted by Fielding Pct)

#	PLAYER	C	PO	A	E	DP	FLD%	CSB	SBA	SBA%	CI	PB
16	Ustariz Luis Jesus	40	39	1	0	3	1.000	0	0	0	0	0
40	Lino Gabriel	37	35	2	0	0	1.000	2	1	.333	0	0
3	Colmenarez Perojo	13	6	7	0	1	1.000	0	0	0	0	0
19	VALERIO ABREU Edis	13	4	9	0	2	1.000	0	0	0	0	0
18	Estrada Luis Rusbe	10	9	1	0	0	1.000	1	1	.500	0	0
11	ENCARNACION SEGURA	9	5	4	0	0	1.000	0	0	0	0	0
10	Jimenez Daniel Ale	7	7	0	0	0	1.000	0	0	0	0	0
2	ANGULO CASTRO Andr	6	6	0	0	0	1.000	0	0	0	0	0
35	Hernandez Ruiz Oma	5	5	0	0	0	1.000	0	0	0	0	0
31	Hernandez Cruz Roy	3	1	2	0	0	1.000	0	0	0	0	0
27	Guillen Pablo L.	1	0	1	0	0	1.000	0	0	0	0	0
23	Balboa Miguel Jorg	1	0	1	0	0	1.000	0	0	0	0	0
57	Baez Aybar Fernand	1	0	1	0	0	1.000	1	0	.000	0	0
13	Guillorme Gonzalez	21	8	12	1	2	.952	0	0	0	0	0
29	HERNANDEZ RUIZ Fra	14	13	0	1	0	.929	0	0	0	0	0
Totals		181	138	41	2	3	.989	4	2	.333	0	0
Opponents		185	136	40	9	1	.951	0	6	1.000	0	0

Team's stats

Games 1-44

	Sweden	SWE
---	--------	-----

Overall Statistics for Sweden (as of Sep 26, 2025)
(All Games, Sorted by Batting Avg)

Record: Tournament: 1-5 / Opening Round: 0-3 / Final round: 1-2

#	PLAYER	AVG	GP-GS	AB	R	H	2B	3B	HR	RBI	TB	SLG%	BB	HP	SO	GDP	OB%	SF	SH	SB-ATT
2	Glav□ Alfred	.308	4-3	13	0	4	0	0	0	2	4	.308	0	1	5	0	.357	0	0	0-1
26	Johnson Benjamin	.294	5-5	17	1	5	2	0	0	1	7	.412	0	0	3	0	.294	0	0	0-0
24	Wahlberg Victor	.267	6-5	15	0	4	0	0	0	0	4	.267	0	0	6	0	.267	0	0	0-1
4	Lindell Tommy	.267	6-6	15	2	4	0	0	0	0	4	.267	1	1	5	0	.353	0	3	2-2
10	Johnson Daniel	.176	6-6	17	1	3	0	0	0	0	3	.176	3	1	4	2	.333	0	0	3-3
37	Jerfsten Oskar	.154	6-5	13	3	2	0	0	0	0	2	.154	2	2	6	0	.353	0	1	0-0
21	Johnson Joel	.150	6-6	20	1	3	0	1	0	1	5	.250	4	0	4	0	.292	0	0	1-2
29	Lindkvist Jakob	.133	6-5	15	1	2	0	0	0	0	2	.133	1	1	6	0	.235	0	0	0-0
11	Johannessen Peter	.063	5-4	16	0	1	0	0	0	0	1	.63	0	1	4	0	.118	0	0	0-0
15	Borjes Sam	.000	3-1	6	0	0	0	0	0	0	0	.000	0	0	1	0	.000	0	0	0-0
17	Fagerlund Emil	.000	3-2	5	0	0	0	0	0	0	0	.000	0	0	3	0	.000	0	0	0-0
41	Glimmerud Tobias	.000	6-6	14	0	0	0	0	0	3	0	.000	2	0	4	1	.125	0	1	0-1
Totals		.169		166	9	28	2	1	0	7	32	.193	13	7	51	3	.258	0	5	6-10
Opponents		.333		201	44	67	12	0	4	41	91	.453	26	7	34	1	.420	4	2	10-11

(All Games, Sorted by Earned Run Avg)

#	PLAYER	ERA	W-L	SV	IP	G	GS	CG	SHO	H	R	ER	BB	SO	2B	3B	HR	AB	B/Avg	WP	HP	BK	IBB	SHA	SFA
15	Borjes Sam	0.00	1-0	0	7.1	2	1	0	0	7	0	0	1	8	0	0	0	30	.233	0	0	0	0	0	0
14	Syren Jakob	3.86	0-0	0	2.1	2	0	0	0	5	1	1	0	4	0	0	0	12	.417	1	0	0	0	0	0
22	Ritzen Linus	4.26	0-0	1	6.1	2	0	0	0	6	3	3	4	7	1	0	0	23	.261	0	1	0	1	2	0
30	Syren Oskar	4.70	0-1	0	7.2	3	1	0	0	10	4	4	1	1	2	0	0	30	.333	1	0	0	0	0	1
26	Johnson Benjamin	6.00	0-1	0	3.0	1	1	0	0	3	3	2	4	1	0	0	0	9	.333	1	0	0	0	0	2
18	Jerfsten Olle	9.00	0-0	0	2.0	1	0	0	0	4	2	2	0	1	1	0	1	10	.400	0	1	0	0	0	0
35	Sjors Per	12.27	0-1	0	7.1	2	2	0	0	11	10	10	6	3	3	0	1	31	.355	3	2	1	0	0	1
27	Bristow Leo	12.46	0-1	0	4.1	2	1	0	0	8	8	6	4	6	1	0	0	23	.348	1	3	0	0	0	0
25	Oljen Gustav	13.50	0-1	0	3.1	2	0	0	0	5	6	5	2	2	0	0	1	16	.313	0	0	0	0	0	0
32	Berret Alex	18.00	0-0	0	2.0	3	0	0	0	6	4	4	2	1	4	0	0	12	.500	0	0	0	0	0	0
23	Pargas Moisses	27.00	0-0	0	0.2	2	0	0	0	2	3	2	2	0	0	0	1	5	.400	0	0	0	0	0	0
Totals		7.58	1-5	1	46.1	6	6	0	0	67	44	39	26	34	12	0	4	201	.333	7	7	1	1	2	4
Opponents		1.13	5-1	1	48.0	6	6	1	1	28	9	6	13	51	2	1	0	166	.169	4	7	1	0	5	0

(All Games, Sorted by Fielding Pct)

#	PLAYER	C	PO	A	E	DP	FLD%	CSB	SBA	SBA%	CI	PB
37	Jerfsten Oskar	34	33	1	0	0	1.000	1	7	.875	0	0
4	Lindell Tommy	19	18	1	0	0	1.000	0	0	0	0	0
26	Johnson Benjamin	15	9	6	0	0	1.000	0	0	0	0	0
2	Glav□ Alfred	5	5	0	0	0	1.000	0	0	0	0	0
15	Borjes Sam	3	0	3	0	0	1.000	0	0	0	0	0
22	Ritzen Linus	3	3	0	0	0	1.000	0	0	0	0	0
30	Syren Oskar	2	0	2	0	0	1.000	0	0	0	0	0
35	Sjors Per	2	1	1	0	0	1.000	0	0	0	0	0
32	Berret Alex	1	1	0	0	0	1.000	0	0	0	0	0
17	Fagerlund Emil	1	0	1	0	0	1.000	0	0	0	0	0
21	Johnson Joel	16	15	0	1	0	.938	0	0	0	0	0
29	Lindkvist Jakob	29	23	4	2	1	.931	0	3	1.000	0	0
41	Glimmerud Tobias	28	22	4	2	0	.929	0	0	0	0	0
10	Johnson Daniel	19	6	11	2	1	.895	0	0	0	0	0
24	Wahlberg Victor	11	3	6	2	0	.818	0	0	0	0	0
Totals		188	139	40	9	1	.952	1	10	.909	0	0
Opponents		197	144	45	8	5	.959	4	6	.600	0	2

Team's stats

Games 1-24

	Switzerland	SUI
---	--------------------	------------

Overall Statistics for Switzerland (as of Sep 26, 2025)
(All Games, Sorted by Batting Avg)

Record: Tournament: 3-3 / Opening Round: 2-1 / Final round: 1-2

#	PLAYER	AVG	GP-GS	AB	R	H	2B	3B	HR	RBI	TB	SLG%	BB	HP	SO	GDP	OB%	SF	SH	SB-ATT
27	Willi Marc Philip	.500	6-6	22	6	11	3	0	0	2	14	.636	2	0	4	1	.542	0	0	4-4
13	Fischer Nicholas R	.500	1-0	2	0	1	1	0	0	1	2	1.000	0	0	0	0	.500	0	1	0-0
4	Oshima Takanobu Ju	.444	3-3	9	1	4	1	0	0	4	5	.556	1	0	2	0	.500	0	0	1-1
19	Siemers Nicholas C	.400	3-1	5	1	2	0	0	0	1	2	.400	0	0	3	0	.400	0	0	1-1
1	Eigenmann Rafael	.385	6-6	13	1	5	0	0	0	5	5	.385	2	1	2	0	.500	0	1	0-0
33	Jung-Goldberg Maxf	.333	6-6	24	6	8	1	0	1	5	12	.500	1	0	3	0	.360	0	0	1-1
7	Byrne Ryan Olivier	.333	2-1	6	1	2	0	0	0	2	.333	0	0	1	0	.333	0	0	0-0	
25	Jung-Goldberg Hayd	.308	5-5	13	6	4	0	0	0	1	4	.308	2	2	3	1	.471	0	0	4-4
2	Long Trevin Eric	.278	6-6	18	2	5	1	0	0	4	6	.333	2	0	2	1	.350	0	1	2-2
3	Fluhmann Devin Edu	.211	6-5	19	3	4	0	0	0	0	4	.211	2	0	7	0	.286	0	0	0-2
8	Bundi Livio Gino	.167	6-6	18	6	3	0	0	0	1	3	.167	6	0	7	0	.375	0	0	1-1
50	Williamson Noah Er	.111	6-6	18	2	2	0	0	0	1	2	.111	1	3	11	0	.273	0	0	2-2
29	Sosa Marte Leonel	.091	3-3	11	1	1	0	0	0	2	1	.91	0	0	4	1	.091	0	0	1-1
31	Stefan Jakub	.000	2-0	3	1	0	0	0	0	0	0	.000	1	0	3	0	.250	0	0	0-0
Totals		.287		181	37	52	7	0	1	27	62	.343	20	6	52	4	.377	0	3	17-19
Opponents		.287		178	44	51	7	1	3	38	69	.388	33	12	30	3	.425	3	1	7-9

(All Games, Sorted by Earned Run Avg)

#	PLAYER	ERA	W-L	SV	IP	G	GS	CG	SHO	H	R	ER	BB	SO	2B	3B	HR	AB	B/Avg	WP	HP	BK	IBB	SHA	SFA
8	Bundi Livio Gino	0.00	0-0	0	2.0	2	0	0	0	1	0	0	0	1	0	0	0	6	.167	0	0	0	0	0	0
7	Byrne Ryan Olivier	0.00	0-0	0	2.0	2	0	0	0	0	0	0	2	1	0	0	0	5	.000	0	0	0	0	0	0
10	Girasole Andrea	0.00	0-1	0	0.0	1	1	0	0	2	5	5	3	0	0	0	1	2	.1000	1	0	0	0	0	0
30	Himmelsbach Fynn P	3.00	0-0	0	3.0	1	1	0	0	2	1	1	3	2	0	0	0	11	.182	2	1	2	1	0	0
50	Williamson Noah Er	3.00	1-0	0	6.0	2	0	0	0	4	2	2	4	9	1	0	0	21	.190	2	1	0	1	0	1
18	Oshima Hideori Ema	3.38	0-0	0	2.2	1	0	0	0	4	1	1	0	1	1	0	0	10	.400	1	0	0	0	0	0
28	Sanders James Will	3.72	1-0	0	9.2	3	1	0	0	6	4	4	3	3	1	0	0	34	.176	0	4	0	0	0	1
9	Bundi Fabio Nico	5.40	0-1	0	10.0	2	2	0	0	12	7	6	2	12	1	0	1	41	.293	0	0	0	0	1	0
41	Sutter Aaron Manue	7.71	0-0	0	2.1	3	0	0	0	4	2	2	0	1	1	0	0	11	.364	2	1	1	0	0	0
4	Oshima Takanobu Ju	9.00	1-0	0	1.0	1	0	0	0	1	1	1	2	0	0	1	0	4	.250	0	1	0	0	0	0
26	Brot Yannick Alexa	13.50	0-0	0	4.0	2	0	0	0	7	6	6	6	0	1	0	1	18	.389	1	0	0	0	0	1
21	Steffen Simon Alex	40.50	0-0	0	2.0	2	0	0	0	6	9	9	5	0	1	0	0	12	.500	2	2	0	0	0	0
51	Scheffler Dominic	162.00	0-1	0	0.1	1	1	0	0	2	6	6	3	0	0	0	0	3	.667	2	2	0	0	0	0
Totals		8.60	3-3	0	45.0	6	6	0	0	51	44	43	33	30	7	1	3	178	.287	13	12	3	2	1	3
Opponents		6.00	3-3	1	45.0	6	6	1	0	52	37	30	20	52	7	0	1	181	.287	7	6	2	1	3	0

(All Games, Sorted by Fielding Pct)

#	PLAYER	C	PO	A	E	DP	FLD%	CSB	SBA	SBA%	CI	PB
27	Willi Marc Philip	36	35	1	0	3	1.000	0	0	0	0	0
1	Eigenmann Rafael	34	31	3	0	0	1.000	2	5	.714	0	0
2	Long Trevin Eric	17	5	12	0	2	1.000	0	0	0	0	0
3	Fluhmann Devin Edu	12	12	0	0	0	1.000	0	0	0	0	0
29	Sosa Marte Leonel	10	6	4	0	1	1.000	0	0	0	0	0
4	Oshima Takanobu Ju	7	0	7	0	0	1.000	0	0	0	0	0
19	Siemers Nicholas C	4	4	0	0	0	1.000	0	0	0	0	0
9	Bundi Fabio Nico	4	0	4	0	0	1.000	0	0	0	0	0
31	Stefan Jakub	3	3	0	0	0	1.000	0	2	1.000	0	0
30	Himmelsbach Fynn P	2	0	2	0	0	1.000	0	0	0	0	0
28	Sanders James Will	2	1	1	0	0	1.000	0	0	0	0	0
50	Williamson Noah Er	2	2	0	0	0	1.000	0	0	0	0	0
13	Fischer Nicholas R	1	1	0	0	0	1.000	0	0	0	0	0
41	Sutter Aaron Manue	1	0	1	0	0	1.000	0	0	0	0	0
26	Brot Yannick Alexa	1	0	1	0	0	1.000	0	0	0	0	0
33	Jung-Goldberg Maxf	24	13	9	2	2	.917	0	0	0	0	0
25	Jung-Goldberg Hayd	14	12	0	2	0	.857	0	0	0	0	0
8	Bundi Livio Gino	13	10	1	2	0	.846	0	0	0	0	0
Totals		187	135	46	6	3	.968	2	7	.778	0	0
Opponents		189	135	49	5	5	.974	2	17	.895	0	1

Announcements of the Technical Commission

During game #43, Germany – Israel, the player of team Israel Benjamin Rosengaard (#25) was ejected for arguing a judgement call and insulting the umpire.

According to art. 10 b. of the WBSC Europe competition regulations the technical commission decided to give him a suspension of one game and a fine of 100,00 Euro.



The player is not allowed to play in the game of Israel on Saturday September 27, 2025.

Jürgen Elsishans
Technical Delegate



Technical Appointments

Saturday 27th September

Game	At time	Venue	Group	Home team		Visiting team
45	11:00	Rotterdam - Field 2	7-8	Croatia		 Israel
Umpires HP-1B-2B	Peter de Haan (NED)		Jiri Kroupa (CZE)		Filip Havlik (CZE)	
Umpire 3B	Mojmir Jankovic (SVK)					
Scorers:	Stefan Slinger (NED)		Karin Pieneman (NED)		Jeanette van Drunen (NED)	
Umpire Supervisor:	Marco Taurelli (ITA)					
T.C.:	Peter Brink (NED)					

Game	At time	Venue	Group	Home team		Visiting team
46	14:00	Rotterdam - Field 1	Bronze	Spain		 Czechia
Umpires HP-1B-2B	Jeffrey Bentsnijder (NED)		Alessandro Spera (ITA)		Edwin Louisa (NED)	
Umpire 3B	Tim Meyer (GER)					
Scorers:	Marco Stoovelaar (NED)		Sten Wessel (NED)		Stephanie Winkler (GER)	
Umpire Supervisor:	Alessandro Maestri (ITA)					
T.C.:	Paul Bokern (NED)					

Game	At time	Venue	Group	Home team		Visiting team
47	16:00	Rotterdam - Field 2	5-6	Great Britain		 Germany
Umpires HP-1B-2B	Carlos Quinones (ESP)		Andrea Caser (ITA)		Marek Vicar (CZE)	
Umpire 3B	Stefan Larroque (FRA)					
Scorers:	Karin Pieneman (NED)		Jeanette van Drunen (NED)		Stefan Slinger (NED)	
Umpire Supervisor:	Jens Urban (GER)					
T.C.:	Peter Brink (NED)					

Game	At time	Venue	Group	Home team		Visiting team
48	19:30	Rotterdam - Field 1	Gold	Netherlands		 Italy
Umpires HP-1B-2B	Kevin Music (GER)		Jason Lillebo (GER)		Nathan Polis (FRA)	
Umpire 3B	Cesar Quintana Hidalgo (AUT)					
Scorers:	Stephanie Winkler (GER)		Marco Stoovelaar (NED)		Sten Wessel (NED)	
Umpire Supervisor:	Alessandro Maestri (ITA)		Jens Urban (GER)			
T.C.:	Camran Hanson (SWE)					