

2025

# WOMEN'S SOFTBALL EUROPEAN CHAMPIONSHIP

Daily Report 07 (FINAL)  
13 September 2025



»» WOMEN'S  
**SOFTBALL**  
**EUROPEAN**  
CHAMPIONSHIP '25

WBSC  
EUROPE

**WBSC**  
EUROPE  
BASEBALL SOFTBALL

## Final Ranking

-  Italy (ITA)
-  Netherlands (NED)
-  Great Britain (GBR)
-  Spain (ESP)
-  Czechia (CZE)
-  France (FRA)
-  Israel (ISR)
-  Germany (GER)
-  Austria (AUT)
-  Greece (GRE)
-  Ukraine (UKR)
-  Switzerland (SUI)
-  Belgium (BEL)
-  Poland (POL)
-  Denmark (DEN)
-  Sweden (SWE)
-  Croatia (CRO)
-  Finland (FIN)
-  Slovakia (SVK)
-  Lithuania (LTU)
-  Türkiye (TUR)

# Officials

## Executive WBSC Europe Softball Commission

Mette Nissen Jakobsen

## Technical Commissioner

Gabriele Hardinger (Chair Technical Commission)

Arjan Baanen

Sandra Gouverneur

Wout Isbouts

## Media Officer

Isabelle Lilburn

## Umpire in Chief

Florian Lautenschläger (Head Umpire in Chief)

Bridget Cameron

Geri Lindberg

Stefano Russi

## Umpires

Santiago Aguilera	Martin Chmelík	Pavel Menšík	Svatopluk Smysl
Tom Bosmans	Sara Eva Jacobs	Britt Nielandt	Galip Sönmez
Nicolas Crulli	Patrik Knechtle	Tommasita Pavan	Branislav Susila
Lewis Hamilton	Guiseppe Laudani	Luka Rilovič	Jeanot van Vliet
Klaus Hanika	Alexander Levine	Florence Sauvage	Tomo Žezlina
Thomas Lohnert		Sandro Sina	

## Scorer in Chief

Lenkka Richterová (Head Scorer in Chief)

Jakub Hauser

## Scorers

Lenka Bakusová	Jiří Kotlas	Petr Moravec
David Beck	Petra Kubínová	Táňa Nevěřilová
Květa Foitová	Kristýna Malá	Julie Onderková
Kamila Foltýnová	Petr Matouš	Alois Sečkář
Lucie Hudíková	Pavla Mádrová	Matěj Sedláček
Barbora Houdková		Zuzka Vrzáková

Roster		
	<b>Austria</b>	<b>AUT</b>

Uniform	Legal Surname	Legal Name	Position	Bats	Throws
15	AZZAM	Zainab	RF	R	R
23	BENTZ	Lara	2B, SS, RF	R	R
11	BETTSTEIN	Olivia	P, CF	R	R
2	DE ROUIN	Sophie Celestine	2B, OF	R	R
28	GANTNER	Matilda	C, 3B	L	R
9	GUBO	Miriam	OF	R	R
18	HANIKA	Emma	P, 1B	R	R
4	KAINDL	Ina	C, 1B	R	R
17	KARNER	Lea	C	R	R
10	LACKNER-KEIL	Martina	P, 1B, 3B	R	R
3	LANGTHALER	Carla	P	R	R
29	MAURACHER	Bianca	C, OF	R	R
22	Mc GARRY	Louise	2B, 3B, SS	R	R
5	MERIAUX	Caroline	OF	R	R
6	ORLOVITS-ZAIDAN	Denise	2B, 3B	R	R
19	SCHNEIDER	Lya	OF	R	R
7	SILLIPP	Elisabeth	2B, SS, OF	R	R
	BANDIMERE	Hannah	Coach		
	MILLER	Devon	Coach		
	SCHUH	Valentin	Coach		
	GONZALEZ	Gabriella Celeste	Head Coach		
	BENTZ	Theresa	Staff		
	GAIDOSCHIK	Naima	Trainer		
	KAMPICHLER	Flora Rosa	Staff		
	LOPEZ	Graciela	Delegation Leader		
	Mc GARRY	Julianne	Staff		

Roster		
	<b>Belgium</b>	<b>BEL</b>

Uniform	Legal Surname	Legal Name	Position	Bats	Throws
20	BAUFAYS	Camille	P	R	R
17	DE GRAEVE	Sara	P	R	R
21	DE RIDDER	Floortje	IF	R	R
8	GELDOF	Kate	P	R	R
6	GOOSEN	Innes	UTL	R	R
11	GOYVAERTS	Caroline	OF	L	L
5	JANSSEN	Gitte	C	R	R
18	JANSSENS	Céline	IF	R	R
9	KASCHL	Ada	IF	R	R
10	LENOIR	Lisse	C	R	R
15	MOSTAERT	Fleur	P	R	R
13	ROEF	Lauren	1B	L	L
19	ROTTHIER	Yana	OF	R	R
22	VAN DEN BRANDE	Lynn	P	R	R
16	VAN DROOGENBROECK	Maya	IF	R	R
12	VAN NUFFEL	Tina	C	R	R
7	VAN RAEMDONCK	Lisa	OF	L	R
	DONOVAN	Riley	Bench Coach		
	FLYNN	Jamie	Pitching Coach		
	MERTENS	Nicky	1B Coach		
	HENDRICKX	Sven	Head Coach		
	CALDERÓN MARTINEZ	Ester	Delegation Leader		
	DE WOLF	Evelyne	Trainer		

Roster		
	<b>Croatia</b>	<b>CRO</b>

Uniform	Legal Surname	Legal Name	Position	Bats	Throws
12	BAILO	Lana	IF, OF	R	R
9	BERISIC	Nina	P, 3B	R	R
8	HAJAK	Edna	2B	R	R
3	JURAS	Paola	P, OF	R	R
23	LIGOVICH	Valentina	IF, OF	R	R
7	MANDIĆ	Katarina	SS, UTL	R	R
19	OREŠKOVIĆ	Matea	IF	R	R
20	PAVOR	Katja	IF, OF	R	R
5	PERIŠA	Mihaela	1B, OF	R	R
6	SLIŠKO	Mara	IF	R	R
1	ŠVEC	Lucija	2B	R	R
22	TOŠIĆ	Josipa	IF, OF	R	R
11	VIDOVIĆ	Dorotea	OF	R	R
	MANDIĆ	Damir	Coach		
	HAJAK	Vladimir	Head Coach		
	HAJAK	Edna	Delegation Leader		
	MANDIĆ	Rajna	Staff		

Roster		
	<b>Czechia</b>	<b>CZE</b>

Uniform	Legal Surname	Legal Name	Position	Bats	Throws
27	ČURILLOVÁ	Michaela	IF	R	R
70	FRÝBOVÁ	Karolína	OF	R	R
18	FURKOVÁ	Jana	UTL	R	L
16	KINDERMANNOVÁ	Kateřina	P	R	R
23	KLIMPLOVÁ	Veronika	IF	L	R
85	KOPECKÁ	Anděla	C	R	R
17	KOPICOVÁ	Natálie	OF	R	R
99	LINKOVÁ	Adéla	P	R	R
21	PECKOVÁ	Michaela	IF	R	L
9	PECKOVÁ	Veronika	P	R	R
26	SAVIOLA	Barbora	UTL	R	R
47	SLABÁ	Gabriela	IF	R	R
29	SLANINOVÁ	Eliška	C	R	R
43	STEJSKALOVÁ	Eliška	UTL	R	R
6	VACKOVÁ	Katerina	C	R	R
25	VODIČKOVÁ	Ema	IF	R	R
8	ZOULOVÁ	Anna	P	R	R
	KAVANOVÁ	Magdaléna	Coach		
	KIJASOVÁ	Barbora	Coach		
	KORČÁK	Jaroslav	Pitching Coach		
	RENNEY	Michael Alan	Coach		
	ŠTĚPÁN	Martin	1B Coach		
	WEISSOVÁ	Adéla	Coach		
	KUSÝ	Tomáš	Head Coach		
	PETRÁSKOVÁ	Lucie	Delegation Leader		

Roster		
	<b>Denmark</b>	<b>DEN</b>

Uniform	Legal Surname	Legal Name	Position	Bats	Throws
17	Brink Hinze	Sara	P	R	R
24	Busk Craig	Evie	C	R	R
12	Carls	Christina	1B	L	L
7	Culp	Vivian Claire	IF	R	R
3	Dollerup	Line	2B	R	R
18	Maj Olsen	Sofie	UTL	R	R
11	Milne	Fiona	1B	L	R
10	Møller	Freja Krismanic	IF	R	R
19	Nielsen	Ellen	3B	R	R
22	Nielsen	Mathilde Brodsgaard	P	R	R
14	Pedersen	Liv Naja Holm	UTL	L	L
21	Sørensen	Pernille	3B	R	R
2	Stockford Nilhøj	Tiana	UTL	R	R
8	Thomsen	Katja	C	R	R
20	Thorslund	Carina	OF	R	R
	MELIN	William Smedemark	Pitching Coach		
	Nielsen	Kristina	Coach		
	Stockford	Kevin Anaru	Coach		
	Tonkin	Dylan	1B Coach		
	Stockford	Sabrina Nihøj	Staff		

Roster		
	<b>Finland</b>	<b>FIN</b>

Uniform	Legal Surname	Legal Name	Position	Bats	Throws
14	HUTRI	Ellamaria	2B	L	R
11	JOKINEN	Kati	CF	R	R
95	KARHIAHO	Sanni	P, IF	R	R
15	LÄHDEMÄKI	Elise	3B	R	R
12	MÄNTYLÄ	Anni	2B	R	R
33	MARTIN	Erica	P, IF	R	R
19	OSORIO	Tanja	C, IF	R	R
37	SAVOLAINEN	Saara	C	R	R
13	SEPPÄLÄ	Paula	OF	R	R
10	SIIRA	Jenna	SS	R	R
38	SYRJÄLÄ	Emma	C	L	R
32	TAHVOLA	Kairit	C, IF	L	R
30	UUSIPAAVALNIEMI	Jenika Maria	SS	R	R
	CHODUROVA	Anna	Coach		
	ANTIKAINEN	Juha	Head Coach		
	ORMSBY	Philippa Marie	Head Coach		
	KALINOVÁ	Alena	Staff		
	TŮMA	Jan	Trainer		
	VITOŇ	Jan	Scorer		

Roster		
	<b>France</b>	<b>FRA</b>

Uniform	Legal Surname	Legal Name	Position	Bats	Throws
11	BROUARD	Ambre	UTL	R	R
14	COSTES	Clelia	UTL	R	R
6	DE RIDDER	Prapeng	UTL	R	R
23	ENRIONE-THORRAND	Chiara	UTL	R	R
5	FLAYOL	Emma	UTL	R	R
19	HAUDIQUER	Ines, Estelle	UTL	L	R
1	HINES	Zoé	UTL	R	R
16	LE CHENADEC	Louise, Anna, Maria	UTL	L	L
21	MAYEUX	Mélissa	UTL	R	R
24	MEISS	Capucine	UTL	L	R
8	PAPOIN	Lisa Anaïs	UTL	R	R
22	PEAN	Youna	UTL	L	R
7	PRADE	Pauline, Suzanne, Arlette	UTL	L	R
17	ROGRON	Kimane, Jelica	UTL	R	R
10	SELLAM	Léna	UTL	R	R
9	SIMON	Enora	UTL	R	R
12	TRIBOLET	Eloïse	UTL	L	R
	GARTNER	Charline, Stephanie, Aurélie	Coach		
	MOUSSA	Alexandre	Coach		
	RODRIGUEZ	Kathleen	Coach		
	LASSAIGNE	Céline, François	Head Coach		
	CHATRON-COLLIET	Olivia	Trainer		
	JOUVENEL	Pauline	Staff		
	LESFARGUES	Stephen	Delegation Leader		
	SAIDI	Farah	Staff		
	SEMINET	Didier	NF President		

Roster		
	<b>Germany</b>	<b>GER</b>

Uniform	Legal Surname	Legal Name	Position	Bats	Throws
13	BISWAS	Lioba	3B	R	R
14	BLOCK	Sarissa	OF	R	R
21	BREUNINGER	Jule	OF	R	R
7	EITING	Jacqueline	OF	R	R
5	HELD	Hannah	P	R	R
18	KÜHLER	Amelie	C, OF	L	R
26	LAGLER	Mara	P	R	R
20	LANKHORST	Lee Ana May	P, 1B	R	R
17	PAPE	Josefine	IF	R	R
23	PIOTROWSKI	Angelika	IF	R	R
4	ROTH	Amelie	IF, OF	L	R
11	SCHWIPPERT	Lina	P	L	L
16	SISTIG	Jana	C, IF	R	R
19	SZALAY	Katharina	IF	L	R
22	VON ZEPELIN	Sina	P	R	R
9	WEIL	Jennifer	C, IF	R	R
12	WEIL	Jessica	IF	R	R
	BORJANS	Kilian	Coach		
	HACHEN	Nils	Coach		
	MAC KENZIE	Celina	Coach		
	DEHMEL	Udo	Head Coach		
	HARNDORF	Marcus	Trainer		
	HELD	Theresa	Trainer		

Roster		
	Great Britain	GBR

Uniform	Legal Surname	Legal Name	Position	Bats	Throws
5	BURGE	Katie Ann	IF	L	R
10	CHAN	Jessica May Catherine	IF	R	R
4	CLARK-WILSON	Elena Ann	P	L	L
22	CORRICK	Georgina Louise	P	R	R
23	EDWARDS	Cara Hope	C	R	R
19	FRANCIK	Jasmine	P	R	R
3	HARTLE	Amy Nicole	C	R	R
7	HIRAI	Laura Moe	UTL	R	R
55	HUTCHISON	Amie Marie	IF	R	R
8	KERR	Jahni	OF	R	R
98	KRUEGER	Mia Kathryn	C	R	R
40	LANGAN	Mackenzie Grace	P	R	R
17	MONTICELLI	Paytn	P	R	R
18	SNOW	Alana Colleen Cherie Gilbert	OF	R	R
2	TEAGUE	Sydney Elizabeth	IF	R	R
11	THOMPSON	Jenna Elizabeth Murphy	IF	L	R
9	WARSOP	Tia Amelia	OF	R	R
	DONEY	Stanley Rio	Coach		
	HEADLEY	Nathan Campbell	Coach		
	HENRY	Tara Ashley	Coach		
	TAYLOR	Pattie Ruth	Pitching Coach		
	ANDERSON	Gary David	Delegation Leader		
	DEAN	Alan Michael	Staff		
	GOULD	Katy	Trainer		
	INMAN	David Terence	Staff		
	KNOBLOCK	Chris	Staff		

Roster		
	<b>Greece</b>	<b>GRE</b>

Uniform	Legal Surname	Legal Name	Position	Bats	Throws
22	BOURNIAS	Evangeline	2B	R	R
7	KOLANDER	Molly Suzanne	OF	R	R
10	LYSIKATOS	Tselis Nikol	3B	R	R
25	NYKAZA	Brianna	2B	R	R
30	PAPPAS	Sophie	2B, 3B	L	R
11	PATONIS	Demi Ann	2B, SS	R	R
20	PESS	Olivia Nicole	OF	R	R
16	POLYDOROS	Georgia Chrisy	OF	L	L
98	PSARRAS	Selina	3B, UTL	R	R
1	RUNYON	Chelsea	P	R	R
38	STAVROU	Loren	P	R	R
18	STAVROU	Zoe	3B	R	R
17	XENIDIS	Kasey Lee	P, 2B	R	R
3	ZEPEDA	Maria	1B, 3B, OF	R	R
	JENKINS	Misty Ann	Pitching Coach		
	MARKATOS	Laurie June	1B Coach		
	NELSON	Jay Ward	Coach		
	BAXEVANAKIS	Nikoleta	Trainer		
	LIAROMMATIS	Konstantinos	NF President		
	PANAGIOTOU	Konstantina	Staff		
	POLYDOROS	Chrysi Alice	Staff		
	POLYDOROS JR	George Nick	Delegation Leader		

<b>Roster</b>		
	<b>Israel</b>	<b>ISR</b>

Uniform	Legal Surname	Legal Name	Position	Bats	Throws
12	GILBERT	Sydney Rose	OF	R	R
6	GOTTLIEB	Eliana Ruby	IF, OF	L	L
9	JACOBS	Sara Abigail	P	R	R
25	KAPLAN	Edith	UTL	R	R
3	LEWIS	Maddy	SS, IF	R	R
8	LICHT	Amanda Dona	OF	R	R
10	MCDOWELL	Evann Emiko Noro	2B, SS	R	R
15	RITCHIE	Arizona Sage	IF	R	R
42	SALZMAN	Ruby Isabella	OF	S	R
14	SHERMAN	Julia	C	R	R
28	SHERMAN	Samantha	P	R	R
41	VANDEWATER	Tara	OF	R	R
27	WAMPLER	Robyn Sue	P	R	L
	KAPLAN	Justin Braun	Coach		
	WOOFER	Sarah Akemi	1B Coach		
	PALMER	Nikki Patrice	Head Coach		
	BARAN	Ami	Staff		
	GOLDING	Julius Yoel	Delegation Leader		
	LYONS	Tim	Staff		
	ROSS	Jay Randy	Staff		
	ROSS	Levi Joseph	Staff		

<b>Roster</b>		
	<b>Italy</b>	<b>ITA</b>

Uniform	Legal Surname	Legal Name	Position	Bats	Throws
33	BARBARA	Mc Kenzie Catherine	1B	L	R
6	BIGATTON	Laura	P	S	R
7	CACCIAMANI	Ilaria	P	R	R
15	CECCHETTI	Elisa	C	R	R
5	DAYTON	Isabella Marie	OF	L	L
18	DI PANCRAZIO	Felicia	OF	L	L
19	GASPAROTTO	Marta	C	R	R
8	GIACOMETTI	Noemi	OF	R	R
27	KOUTSOYANOPULOS	Giulia Metaxia	UTL	R	L
35	LACATENA	Alexia	P	R	R
14	LONGHI	Giulia	3B	R	R
20	PIANCASTELLI	Erika	OF	R	R
3	ROTONDO	Alessandra	2B	L	R
23	SHELDON	Melany	SS	R	R
24	TONIOLO	Christina Clara	P	R	R
4	VERNI	Julianna Marie	P	R	R
21	VIGNA	Laura	OF	L	L
	CECCHETTI	Greta	Pitching Coach		
	COLON	Rafael Angel	Coach		
	SARASSI	Paola	Coach		
	MONTVIDAS	Craig Williams	Head Coach		
	BUTTÀ	Alessandro Maria	Doctor		
	FRASSINE	Stefano	Doctor		
	MUCCINO	Alessandro	Trainer		
	POLINI	Lucia	Staff		
	SIGNORILE	Elena	Staff		

Roster		
	<b>Lithuania</b>	<b>LTU</b>


Uniform	Legal Surname	Legal Name	Position	Bats	Throws
17	ALEKSANDRAVICIUTE	Guoda	1B, OF	R	R
6	BAITIUL	Kira	UTL	R	R
13	BARZDZIUTE	Akvile	OF	R	R
9	EINORYTE	Mija	IF	R	R
5	GELDOTAITĖ	Smiltė	OF	R	R
1	GRINKEVIČIŪTĖ	Rusnė	OF	R	R
7	NEVERAUSKAITĖ	Nomeda	UTL	R	R
12	PETRAITIENE	Laura	OF	R	R
14	PETRAITYTE	Verdene	C, 3B	R	R
10	RAZMAITĖ	Athina Diana	OF	R	R
15	RINKEVIČIŪTE	Vanesa	C	R	R
11	SLEKE	Kornelija	OF	R	R
3	STEPANENKO	Adelina	OF	R	R
8	UTAKYTE	Goda	UTL	R	R
4	VIKULOVAITE	Gerda	UTL	R	R
16	ZIUKAITE	Milda	UTL	R	R
2	ZIUKAITE	Ugne	UTL	R	R
	GRIGAS	Napolis Paulius	Coach		
	NEVERAUSKAITĖ	Nomeda	Coach		
	LUNA	Andrés Gustavo	Head Coach		
	KAPOCIUS	Simonas	Trainer		

Roster		
	Netherlands	NED

Uniform	Legal Surname	Legal Name	Position	Bats	Throws
21	BEERS	Brenda	UTL	R	R
16	CHARLES	Damishah Maria Theresa	UTL	R	R
12	CLARIJS	Lizzie	UTL	R	R
27	CROUWEL	Marijn	UTL	R	R
10	DEN DUIJN	Sterre	UTL	R	R
17	GIRIGORIE	J'dah Catherine Genevieve	UTL	R	R
4	HOP	Lisa Johanna Cornelia	UTL	R	R
7	JANSEN	Annemiek	UTL	L	L
14	PIAR	Anaïse Jasmine	UTL	L	L
28	UYTENDAAL	Petronella Margaretha Maria	UTL	L	R
9	VAN AALST	Jessie Janel	UTL	L	L
5	VAN DALEN	Maxime	UTL	L	L
25	VAN DER ZANDEN	Cindy Denise	UTL	R	R
11	VAN GURP	Soclaina Naphtalini	UTL	R	R
18	VONK	Britt Agatha	UTL	L	R
19	VOORTMAN	Eva Maria Petronella	UTL	L	L
47	WISSINK	Laura Michelle	UTL	R	R
	BOERSMA	Robert Sven	1B Coach		
	ROBERTT	Smith	Pitching Coach		
	STUIJ	Jut Ewout	Bench Coach		
	VLEUGELS	Mariëlle Erika Jolanda	Coach		
	KOSTERINK	Maria Francisca	Head Coach		
	JONGEJAN	Ferenc Peter	Staff		
	SCHALKS	Sebastian Bernardus Adrianus	Doctor		
	SOMERU	Rebecca	Delegation Leader		

Roster		
	<b>Poland</b>	<b>POL</b>

Uniform	Legal Surname	Legal Name	Position	Bats	Throws
6	GRZESZCZAK	Aleksandra	UTL	R	R
1	HERBA	Magda	UTL	R	R
33	JARZYNA	Martyna	UTL	R	R
5	KACZOR	Patrycja	UTL	R	R
88	KIRSANOW	Julia	UTL	R	R
21	KOZIOŁ	Emilia	UTL	R	R
93	LEWANDOWSKA	Beata	UTL	R	R
26	MICHNA	Natalia	UTL	R	R
22	NIEŚMIAŁEK	Krystyna	UTL	L	L
10	PRZESTRZELSKA	Weronika	UTL	R	R
8	PYCH	Judyta	UTL	R	R
11	ROMO	Ella	UTL	R	R
7	SASKOWSKA	Anna	UTL	R	R
96	SMEDER	Zuzanna	UTL	R	R
13	SZCZYPKA	Sandra	UTL	R	R
32	WASZAK	Zofia	UTL	R	R
23	ZIELIŃSKA	Aleksandra	UTL	R	R
	MICHNA	Patryk	Coach		
	MLECZKO	Mateusz	Coach		
	MOTAS	Grzegorz	Coach		
	ŻURKOWSKI	Arkadiusz	Head Coach		
	JAREK-MAŁMYSZKO	Agnieszka	NF President		

Roster		
	<b>Slovakia</b>	<b>SVK</b>

Uniform	Legal Surname	Legal Name	Position	Bats	Throws
15	BORISOVÁ	Tamara	P, 1B, 3B	R	R
10	BORISOVÁ	Tatiana	P, 2B	L	R
6	CSOMOROVÁ	Terézia	C, SS, OF	R	R
69	DEÁKOVÁ	Erika	1B, OF	R	R
14	DRGOŇOVÁ	Dana	P, 3B, SS	R	R
8	GRMANOVÁ	Patrícia	2B, SS	R	R
17	GUNIŠOVÁ	Lenka	UTL	L	R
9	HORVÁTHOVÁ	Kristína	UTL	R	R
16	JANIČKOVÁ	Alexandra	P, 1B, OF	R	R
3	KOPPLOVÁ	Tereza	SS, OF	R	R
19	LINCMAIEROVÁ	Laura	P, 1B, 3B	R	R
20	MIHÁLKOVÁ	Kludia	P, OF	R	R
2	SUCHOŇOVÁ	Lucia	2B, OF	L	R
1	SZALAI	Natalia	P, 1B, SS	R	R
5	VEŠPEROVÁ	Tereza	C, SS, OF	R	R
7	ZÁPRAŽNÁ	Elisabeth	P, 2B, SS, OF	R	R
	BORIS	Peter	1B Coach		
	HORVÁTH	Tomáš	3B Coach		
	BUNTA	Juraj	Head Coach		
	HORVÁTHOVÁ	Natália	Delegation Leader		
	ŽAMBOKRÉTY	Ester	Doctor		

Roster		
	<b>Spain</b>	<b>ESP</b>

Uniform	Legal Surname	Legal Name	Position	Bats	Throws
11	ALONSO GALLARDO	Beatriz	P	R	R
20	ÁLVAREZ URQUIZU	Estibaliz	1B, OF	R	R
17	BLESA ESCRICHE	Meritxell	IF	R	R
9	CABRERA MENDEZ	Rebeca	P	R	R
14	CAICOYA RODRÍGUEZ	Carmen	P, IF	R	R
13	CAICOYA RODRÍGUEZ	Maria	OF	R	R
3	CERDA BERMEJO	Ariadna	P	R	R
2	DENIA MORENO	Yulan	IF	R	R
1	GARCÍA CABEDO	Candela	OF	R	R
10	LEDEZMA ROA	Sorangel Graciela	IF	R	R
19	LOIDI ROMERO	Sara	1B	R	R
18	MARIN PARRA ZARAID	ABRIL	OF	R	R
15	MODREGO LÓPEZ	Uxua	OF	R	R
4	PISÓN ARIZCUREN	Maialen	C	R	R
6	RAMÍREZ SIVIRA	Anyibell Del Carmen	P	R	R
8	RODRIGO MULET	Raquel	C	R	R
7	VALLS RAYA	María	C	R	R
	ARNAL CARRERE	Francisco Acaymo	Coach		
	GONZALEZ HERRERA	Pedro Israel	Coach		
	ROJAS	Rubilena	Bench Coach		
	SOJO PACHECO	Yaicey Veronica	Coach		
	SPOTORNO	Guillermo Pablo	Pitching Coach		
	LLAMES CABRERA	Rafael	Head Coach		
	ARNAL CARRERE	José María	Doctor		
	FRANCIS CID	Emmanuel	Delegation Leader		

Roster		
	<b>Sweden</b>	<b>SWE</b>

Uniform	LEGAL SURNAME	Legal Name	Position	Bats	Throws
4	BRIENESSE	Paris Sophia	UTL	L	R
12	BUSK	Lina Elise Marie	OF	R	R
7	DANIELS	Maria Elisabeth	1B, OF	R	L
9	ERIKSSON	Ebba Sofia	SS, UTL	R	R
10	ERIKSSON	Emelie Kristina	P, 1B	R	R
2	ESTERS	Frida Alice Elisabet	2B, OF	L	R
1	JERFSTEN	Hilma Anna Karin	2B, OF	R	R
5	KARLSSON	Lisa	2B, OF	R	R
20	LINDSTEIN	Maja Anna	P, 1B	R	R
6	NORSTRÖM	Ronja Eleonora	C, OF	R	R
11	SANDAHL	Linnéa Kristina	C, 3B	L	R
3	TITMUSS	Lara Nicole	OF	L	R
19	WALLÉN	Amanda Charlotta	P	R	R
8	WENNERBERG	Ellinor	UTL	R	R
	ASP AXELSSON	Sandra	3B Coach		
	ORTIZ	Mary-Louise	Bench Coach		
	KÄLLSTRÖM	Jonna	Head Coach		
	ELISSON EKLUND	Maria	Trainer		

<b>Roster</b>		
	<b>Switzerland</b>	<b>SUI</b>

Uniform	Legal Surname	Legal Name	Position	Bats	Throws
14	ADKINS	Reya Cheyenne	OF	R	R
8	BRÄNDLI	Andrea	OF	R	R
21	ENTNER	Josianne	P, C, OF	R	R
13	FISCHER	Jody Caroline	OF	S	R
18	HEIMGARTNER BOCK	Karen Lynn	P, 1B	R	R
4	JAMEYSON	Mariah Elisabeth	C, OF	R	R
6	LIECHTI	Janina Amanda	P, OF	L	R
22	LUTZ	Riona	2B, OF	R	R
9	LUTZ	Solana	1B, OF	R	R
17	MATHIS	Amy	C, OF	R	R
16	REINECKE	Julia Celina	P, 1B	R	R
23	SCHATTON	Felicitas	P, 1B, OF	R	R
10	SCHMID	Celina Nicole	C, 2B	R	R
12	ZEHNDER	Kimberly Anne	P, SS	R	R
1	ZEHNDER	Michelle Marie	P, 3B, SS	R	R
	LUTZ-DEMETZ	Carmen	Coach		
	CASTRO MATA	Larry Chirry	Head Coach		
	ADKINS	Corinne	Staff		
	ADKINS	Mark	Staff		
	LUTZ	Pascal	Staff		
	ZEHNDER	Christine Andrea	Delegation Leader		
	ZEHNDER	Urs Robert	Staff		

Roster		
	<b>Türkiye</b>	<b>TUR</b>


Uniform	Legal Surname	Legal Name	Position	Bats	Throws
3	BOZDAĞ	Büşra	2B	R	R
20	ÇETİNER	Emine	RF	R	R
11	DAĞDELEN	Hayel	C	R	R
10	DEMİR	Ayselnur	C	R	R
6	DEMİR	Deniz	3B	R	R
17	DEMİR	Gamze Nur	CF	R	R
12	GÜLLÜ	Elif Çağla	P	R	R
19	GÜVENDİK	Nisa	P	R	R
5	IRMAK	Hilal	1B	R	R
4	KAYA	Bükre	P	R	R
13	KAYA	Nuray	2B	R	R
15	KAYAŞ	Efna Güneş	SS	R	R
16	ÖKSÜZ	Sude	C	R	R
9	RENDA	Ravza	1B	R	R
7	ŞİMŞEK	Neşe	LF	R	R
2	TEMİZ	Kader	2B	R	R
1	TURHAN	Sudenaz	P	R	R
	AKKAYA	Batuhan	Coach		
	DAĞAŞAN	Ertan	Head Coach		
	ATIK	Fatih	Delegation Leader		
	YILDIRIM AYBAKIR	Meltem	Staff		

Roster		
	Ukraine	UKR




Uniform	Legal Surname	Legal Name	Position	Bats	Throws
19	BEZLATNIA	Viktoriiia	OF	L	L
99	CALEEN	Kaitlyn Marie	C, IF	R	R
50	GALKINA	Polina	OF	R	R
2	HULIAIEVA	Anna	OF	R	R
4	KHODAKOVSKA	Anna	C, 3B	R	R
17	KIKHTENKO	Hanna	OF	L	R
31	KOBYLIANSKA	Daria	P	R	R
8	KONSTANTINOVA	Alina	2B, OF	L	R
37	KYSIL	Yeva	P, 1B	R	R
48	MALIK	Yuliia	P	R	R
18	MATSKEVYCH	Yana	OF	R	R
11	OLIINYK	Valeriiia	C	R	R
77	SHUPNIAK	Aanna	P, 3B	R	R
12	SOCHNIEVA	Halyna	IF	R	R
13	SOMOTOVA	Mariia	P, IF	R	R
24	TKACHENKO	Polina	IF	R	R
6	VOITENKO	Karyna	IF	L	R
	GALKIN	Yuriy	Bench Coach		
	MIRONOVA	Yuliia	Bench Coach		
	SOMOTOV	Stanislav	Coach		
	KYSIL	Vasyl	Head Coach		
	ALIEKSIEIENKOVA	Iryna	Doctor		
	CHETVERTAK	Olha	Delegation Leader		
	KOZHUSHKO	Hanna	Staff		
	NESYN	Andrii	Trainer		
	NESYN	Yuliia	Trainer		
	NOSKOVA	Galyna	Staff		
	SOMOTOVA	Tetiana	Doctor		

## Teams




### Group A

-  Croatia (CRO)
-  Israel (ISR)
-  Poland (POL)

### Group B

-  Denmark (DEN)
-  Slovakia (SVK)
-  Ukraine (UKR)





### Group C

-  Belgium (BEL)
-  Finland (FIN)
-  Switzerland (SUI)





### Group D

-  Austria (AUT)
-  Lithuania (LTU)
-  Sweden (SWE)
-  Türkiye (TUR)

### Poule X

-  Czechia (CZE)
-  Italy (ITA)
-  Germany (GER)
-  Spain (ESP)

### Poule Y

-  France (FRA)
-  Great Britain (GBR)
-  Greece (GRE)
-  Netherlands (NED)

## Schedule and Results

Game	At time	Ballpark	Pool	Visiting team	Home team	Final Score	Inn
Sunday 7th September							
1	09:00	Tempo	C	 Finland (FIN)	 Switzerland (SUI)	7:0	5
2	10:00	Eagles 1	D	 Lithuania (LTU)	 Austria (AUT)	2:17	3
3	11:00	Eagles 2	D	 Türkiye (TUR)	 Sweden (SWE)	1:15	4
4	11:00	Spectrum	B	 Slovakia (SVK)	 Ukraine (UKR)	2:6	
5	11:30	Tempo	A	 Poland (POL)	 Israel (ISR)	0:9	5
6	13:00	Eagles 1	Y	 Great Britain (GBR)	 France (FRA)	5:2	
7	14:00	Eagles 2	Y	 Greece (GRE)	 Netherlands (NED)	0:9	5
8	14:00	Tempo	C	 Finland (FIN)	 Belgium (BEL)	0:20	3
9	15:00	Spectrum	B	 Ukraine (UKR)	 Denmark (DEN)	8:1	
10	16:00	Eagles 1	D	 Sweden (SWE)	 Austria (AUT)	3:6	
11	16:00	SaBaT	X	 Italy (ITA)	 Germany (GER)	11:0	4
12	16:30	Eagles 2	D	 Türkiye (TUR)	 Lithuania (LTU)	0:7	5

Game	At time	Ballpark	Pool	Visiting team	Home team	Final Score	Inn
<b>Sunday 7th September</b>							
13	16:30	Tempo	A	 Israel (ISR)	 Croatia (CRO)	20:1	3
14	20:30	Eagles 1	X	 Czechia (CZE)	 Spain (ESP)	6:1	
<b>Monday 8th September</b>							
15	10:00	Eagles 1	C	 Belgium (BEL)	 Switzerland (SUI)	10:16	
16	10:00	SaBaT	D	 Austria (AUT)	 Türkiye (TUR)	15:5	4
17	10:00	Spectrum	D	 Lithuania (LTU)	 Sweden (SWE)	1:8	6
18	11:00	Eagles 2	B	 Denmark (DEN)	 Slovakia (SVK)	10:3	6
19	13:00	Eagles 1	A	 Croatia (CRO)	 Poland (POL)	2:9	5
20	13:00	Spectrum	X	 Spain (ESP)	 Italy (ITA)	5:3	
21	16:00	Eagles 2	X	 Israel (ISR)	 Austria (AUT)	2:1	
22	16:30	Eagles 1	Y	 Greece (GRE)	 Great Britain (GBR)	0:12	4
23	16:30	SaBaT	Y	 Ukraine (UKR)	 Switzerland (SUI)	11:4	
24	16:30	Spectrum	X	 Germany (GER)	 Czechia (CZE)	3:5	
25	19:30	Eagles 1	Y	 France (FRA)	 Netherlands (NED)	0:7	5
<b>Tuesday 9th September</b>							
26	10:00	Eagles 1	X	 Israel (ISR)	 Italy (ITA)	1:11	4
27	10:00	SaBaT	Y	 Greece (GRE)	 Switzerland (SUI)	15:0	4
28	10:00	Spectrum	Y	 France (FRA)	 Ukraine (UKR)	17:2	5
29	11:00	Eagles 2	X	 Spain (ESP)	 Germany (GER)	1:0	
30	12:30	Tempo	X	 Austria (AUT)	 Czechia (CZE)	2:10	6
31	13:00	Eagles 1	G	 Slovakia (SVK)	 Finland (FIN)	1:3	
32	13:00	SaBaT	F	 Poland (POL)	 Sweden (SWE)	14:7	5
33	13:00	Spectrum	F	 Denmark (DEN)	 Belgium (BEL)	5:9	
34	16:00	Eagles 1	G	 Lithuania (LTU)	 Croatia (CRO)	5:3	
35	16:30	Eagles 2	X	 Germany (GER)	 Israel (ISR)	1:6	
36	16:30	SaBaT	Y	 Great Britain (GBR)	 Switzerland (SUI)	8:0	5
37	16:30	Spectrum	Y	 Netherlands (NED)	 Ukraine (UKR)	9:0	5
38	16:30	Tempo	X	 Spain (ESP)	 Austria (AUT)	6:0	
39	19:30	Eagles 1	X	 Italy (ITA)	 Czechia (CZE)	8:0	
<b>Wednesday 10th September</b>							
40	10:00	Eagles 1	Y	 Ukraine (UKR)	 Great Britain (GBR)	0:7	5




Game	At time	Ballpark	Pool	Visiting team	Home team	Final Score	Inn
<b>Wednesday 10th September</b>							
41	10:00	SaBaT	X	 Israel (ISR)	 Spain (ESP)	6:7	8
42	10:00	Spectrum	X	 Austria (AUT)	 Germany (GER)	1:2	
43	10:00	Tempo	Y	 Greece (GRE)	 France (FRA)	2:5	
44	11:00	Eagles 2	Y	 Switzerland (SUI)	 Netherlands (NED)	2:9	5
45	13:00	Eagles 1	F	 Poland (POL)	 Denmark (DEN)	2:3	
46	13:00	SaBaT	G	 Lithuania (LTU)	 Slovakia (SVK)	5:8	
47	13:00	Tempo	G	 Türkiye (TUR)	 Finland (FIN)	0:10	4
48	14:00	Eagles 2	F	 Belgium (BEL)	 Sweden (SWE)	10:0	5
52	16:00	Spectrum	X	 Italy (ITA)	 Austria (AUT)	12:1	6
<b>Thursday 11th September</b>							
49	11:00	Spectrum	Y	 Ukraine (UKR)	 Greece (GRE)	7:5	
50	11:00	Tempo	Y	 Switzerland (SUI)	 France (FRA)	0:3	
53	11:00	Eagles 2	Y	 Great Britain (GBR)	 Netherlands (NED)	0:1	
51	13:00	Eagles 2	X	 Czechia (CZE)	 Israel (ISR)	4:1	
58	13:30	Tempo	G	 Türkiye (TUR)	 Slovakia (SVK)	8:15	5
64	13:30	Spectrum	G	 Finland (FIN)	 Croatia (CRO)	2:3	
61	13:00	SaBaT	F	 Belgium (BEL)	 Poland (POL)	5:2	
59	16:30	Spectrum	E	 Greece (GRE)	 Germany (GER)	4:11	6
66	16:30	Tempo	E	 Austria (AUT)	 Switzerland (SUI)	10:1	5
62	17:00	SaBaT	Z	 France (FRA)	 Spain (ESP)	1:0	
65	17:00	Eagles 2	E	 Israel (ISR)	 Ukraine (UKR)	5:0	
67	19:00	Spectrum	Z	 Netherlands (NED)	 Italy (ITA)	1:2	
60	19:30	Eagles 1	Z	 Great Britain (GBR)	 Czechia (CZE)	9:0	5
<b>Friday 12th September</b>							
55	10:00	Spectrum	E	 Switzerland (SUI)	 Israel (ISR)	3:2	
68	10:00	SaBaT	F	 France (FRA)	 Czechia (CZE)	2:10	5
79	10:00	Tempo	E	 Germany (GER)	 Ukraine (UKR)	10:1	5
80	10:00	Eagles 1	Z	 Great Britain (GBR)	 Italy (ITA)	1:8	5
57	10:30	Eagles 2	Z	 Spain (ESP)	 Netherlands (NED)	0:11	4
66	12:30	Spectrum	E	 Austria (AUT)	 Greece (GRE)	4:7	
63	13:00	Temo	F	 Sweden (SWE)	 Denmark (DEN)	13:7	

Game	At time	Ballpark	Pool	Visiting team	Home team	Final Score	Inn
<b>Friday 12th September</b>							
69	13:00	SaBaT	G	Türkiye (TUR)	Croatia (CRO)	2:12	4
72	13:00	Eagles 2	G	Finland (FIN)	Lithuania (LTU)	10:7	
77	15:30	Spectrum	E	Greece (GRE)	Israel (ISR)	1:6	
74	16:00	Eagles 1	Z	Spain (ESP)	Great Britain (GBR)	6:5	
80	16:30	Eagles 2	Z	France (FRA)	Italy (ITA)	1:8	5
70	16:30	Tempo	E	Switzerland (SUI)	Germany (GER)	0:9	5
78	16:30	SaBaT	G	Croatia (CRO)	Slovakia (SVK)	14:10	
56	18:30	Spectrum	E	Austria (AUT)	Ukraine (UKR)	6:2	
76	19:30	Eagles 1	Z	Czechia (CZE)	Netherlands (NED)	0:2	
<b>Saturday 13th September</b>							
73	11:00	Eagles 2	F	Denmark (DEN)	Sweden (SWE)	11:4	6
75	13:00	Eagles 2	F	Poland (POL)	Belgium (BEL)	9:12	
81	13:00	Eagles 1	3 <sup>rd</sup>	Spain (ESP)	Great Britain (GBR)	2:4	
82	17:00	Eagles 1	Final	Netherlands (NED)	Italy (ITA)	3:4	8

-----




In each game the home team is named first

### 7Standing – Group A

Pos	Team	GP	WO	LO	AVG	GB
1	 Israel (ISR)	2	2	0	<b>1.000</b>	0
2	 Poland (POL)	2	1	1	<b>.500</b>	1
3	 Croatia (CRO)	2	0	2	<b>.000</b>	2




Teams tied appear in alphabetical order until the end of each round

### Standing – Group B

Pos	Team	GP	WO	LO	AVG	GB
1	 Ukraine (UKR)	2	2	0	<b>1.000</b>	0
2	 Denmark (DEN)	2	1	1	<b>.500</b>	1
3	 Slovakia (SVK)	2	0	2	<b>.000</b>	2





Teams tied appear in alphabetical order until the end of each round

### Standing – Group C

Pos	Team	GP	WO	LO	AVG	GB
1	 Switzerland (SUI)	2	2	0	<b>1.000</b>	0
2	 Belgium (BEL)	2	1	1	<b>.500</b>	1
3	 Finland (FIN)	2	0	2	<b>.000</b>	2





Teams tied appear in alphabetical order until the end of each round

### Standing – Group D

Pos	Team	GP	WO	LO	AVG	GB
1	 Austria (AUT)	3	3	0	<b>1.800</b>	0
2	 Sweden (SWE)	3	2	1	<b>.667</b>	1
3	 Lithuania (LTU)	3	1	2	<b>.333</b>	2
4	 Türkiye (TUR)	3	0	3	<b>.200</b>	3






Teams tied appear in alphabetical order until the end of each round

### Standing – Group F

Pos	Team	GP	WO	LO	AVG	GB
1	 Belgium (BEL)	3	3	0	<b>1.000</b>	0
2	 Poland (POL)	3	1	2	<b>.333</b>	2
3	 Sweden (SWE)	3	1	2	<b>.333</b>	2
4	 Denmark (DEN)	3	1	2	<b>.333</b>	2







Teams tied appear in alphabetical order until the end of each round

### Standing – Group G

Pos	Team	GP	WO	LO	AVG	GB
1	 Croatia (CRO)	4	3	1	<b>.750</b>	0
2	 Finland (FIN)	4	3	1	<b>.750</b>	0
3	 Slovakia (SVK)	4	2	2	<b>.500</b>	1
4	 Lithuania (LTU)	4	2	2	<b>.500</b>	1
5	 Türkiye (TUR)	4	0	4	<b>.000</b>	3







Teams tied appear in alphabetical order until the end of each round

### Standing – Group X

Pos	Team	GP	WO	LO	AVG	GB
1	 Italy (ITA)	5	4	1	<b>.800</b>	0
2	 Czechia (CZE)	5	4	1	<b>.800</b>	0
3	 Spain (ESP)	5	4	1	<b>.800</b>	0
4	 Israel (ISR)	5	2	3	<b>.400</b>	2
5	 Germany (GER)	5	1	4	<b>.200</b>	3
6	 Austria (AUT)	5	0	5	<b>.000</b>	4







Teams tied appear in alphabetical order until the end of each round

### Standing – Group Y

Pos	Team	GP	WO	LO	AVG	GB
1	 Netherlands (NED)	5	5	0	<b>1.000</b>	0
2	 Great Britain (GBR)	5	4	1	<b>.800</b>	1
3	 France (FRA)	5	3	2	<b>.600</b>	2
4	 Ukraine (UKR)	5	2	3	<b>.4000</b>	3
5	 Greece (GRE)	5	1	4	<b>.200</b>	4
6	 Switzerland (SUI)	5	0	5	<b>.000</b>	5







Teams tied appear in alphabetical order until the end of each round

### Standing – Group E

Pos	Team	GP	WO	LO	AVG	GB
1	 Israel (ISR)	5	4	1	<b>.800</b>	0
2	 Germany (GER)	5	4	1	<b>.800</b>	0
3	 Austria (AUT)	5	2	3	<b>.400</b>	2
4	 Greece (GRE)	5	2	3	<b>.400</b>	2
5	 Ukraine (UKR)	5	2	3	<b>.400</b>	2
6	 Switzerland (SUI)	5	1	4	<b>.200</b>	3

Teams tied appear in alphabetical order until the end of each round

### Standing – Group Z

Pos	Team	GP	WO	LO	AVG	GB
1	 Italy (ITA)	5	4	1	<b>.800</b>	0
2	 Netherlands (NED)	5	4	1	<b>.800</b>	0
3	 Great Britain (GBR)	5	2	3	<b>.400</b>	2
4	 Spain (ESP)	5	2	3	<b>.400</b>	2
5	 Czechia (CZE)	5	2	3	<b>.400</b>	2
6	 France (FRA)	5	1	4	<b>.200</b>	3

Teams tied appear in alphabetical order until the end of each round

# Game Summary 1



**Finland (FIN) – Switzerland (SUI)**  
**7 – 0**



Sep 07, 2025 at Prague (CZE) (Tempo)

-----  
 Finland.....000 00 - 0 2 4  
 Switzerland.....100 42 - 7 9 0  
 -----

Finland 0

PLAYER	AB	R	H	BI	2B	3B	HR	BB	SB	CS	HP	SH	SF	SO	IBB	KL	GDP	PO	A	E
OSORIO Tanja 1b	2	0	0	0	0	0	0	0	0	0	0	0	0	2	0	1	0	3	0	1
SIIRA Jenna rf	2	0	0	0	0	0	0	0	0	0	0	0	0	1	0	0	0	2	0	0
MaNTYLa Anni 2b	2	0	0	0	0	0	0	0	0	0	0	0	0	1	0	0	0	2	0	0
SEPPaLa Paula cf	1	0	0	0	0	0	0	1	0	0	0	0	0	0	0	0	0	0	0	0
MARTIN Erica dp/p	2	0	1	0	0	0	0	0	0	0	0	0	0	1	0	1	0	0	0	0
LaHDEMaKI Elise 3b	2	0	0	0	0	0	0	0	0	0	0	0	0	1	0	0	0	0	1	1
SYRJaLa Emma c	2	0	1	0	0	0	0	0	0	0	0	0	0	0	0	0	0	2	1	1
UUSIPAaVALNIEMI Jeni lf	1	0	0	0	0	0	0	0	0	0	0	0	0	1	0	0	0	3	0	0
TAHVOLA Kairit ph/lf	1	0	0	0	0	0	0	0	0	0	0	0	0	0	0	0	0	0	0	0
HUTRI Ellamaria ss	2	0	0	0	0	0	0	0	0	0	0	0	0	1	0	0	0	0	1	0
KARHIAHO Sanni p	0	0	0	0	0	0	0	0	0	0	0	0	0	0	0	0	0	2	0	1
Totals	17	0	2	0	0	0	0	1	0	0	0	0	0	8	0	2	0	14	3	4

Switzerland 7

PLAYER	AB	R	H	BI	2B	3B	HR	BB	SB	CS	HP	SH	SF	SO	IBB	KL	GDP	PO	A	E
ZEHNDER Kimberly ss	3	1	1	0	0	1	0	0	0	0	0	0	0	1	0	1	0	1	1	0
FISCHER Jody Carolin cf	2	0	1	1	0	0	0	1	0	0	1	0	0	0	0	0	0	0	0	0
JAMEYSON Mariah Elis c	3	0	0	0	0	0	0	0	0	0	0	0	0	0	0	0	0	8	0	0
REINECKE Julia Celin 3b	3	1	2	0	0	0	0	0	0	0	0	0	0	0	0	0	0	0	3	0
LIECHTI Janina Amand pr	0	1	0	0	0	0	0	2	0	0	0	0	0	0	0	0	0	0	0	0
SCHMID Celina 2b	2	1	1	0	0	0	0	0	0	0	0	0	0	1	0	0	0	0	2	0
SCHATTON Felicitas ph	1	0	0	0	0	0	0	0	0	0	0	0	0	0	0	0	0	0	0	0
ADKINS Reya Cheyenne rf	3	2	2	0	0	0	0	0	0	0	0	0	0	0	0	0	0	0	0	0
BRANDLI Andrea lf	2	1	0	0	0	0	0	0	0	0	1	0	0	0	0	0	0	0	0	0
LUTZ Riona pr	0	0	0	0	0	0	0	0	0	0	0	0	0	0	0	0	0	0	0	0
ZEHNDER Michelle Mar dp/p	2	0	1	3	0	0	0	0	0	0	0	1	0	0	0	0	0	0	0	0
LUTZ Solana lb	2	0	1	2	1	0	0	0	0	0	0	0	0	1	0	0	0	6	0	0
HEIMGARTNER BOCK Kar p	0	0	0	0	0	0	0	0	0	0	0	0	0	0	0	0	0	0	1	0
Totals	23	7	9	6	1	1	0	0	3	0	1	1	1	3	0	1	0	15	7	0

Finland	IP	H	R	ER	BB	SO	WP	HP	IP	IBB	SH	SF	2B	3B	HR	AB	BF	FO	GO	NP
KARHIAHO Sanni L,0-1	4.0	6	5	4	0	3	0	0	0	0	1	1	1	1	0	18	20	8	2	69
MARTIN Erica	0.2	3	2	2	0	0	0	1	0	0	0	0	0	0	0	5	6	1	1	21

Switzerland	IP	H	R	ER	BB	SO	WP	HP	IP	IBB	SH	SF	2B	3B	HR	AB	BF	FO	GO	NP
HEIMGARTNER BOCK Kar W,1-0	4.0	1	0	0	1	8	0	0	0	0	0	0	0	0	0	13	14	0	4	51
ZEHNDER Michelle Mar	1.0	1	0	0	0	0	0	0	0	0	0	0	0	0	0	4	4	0	3	14

Umpires: HP-Jeanot VAN VLIET (NED), 1B-Branislav Sušila (SVK), 3B-Tommasita Pavan (ITA)  
 Scorers: Alois SEČKÁR (CZE), Pavla Mádrová (CZE)  
 TC: Wout ISBOUITS (NED)  
 Start: 9:01 Time: 1:16 Attendance: 20 Weather: Sunny 15C  
 Game Notes: None

# Game Summary 2

	<b>Lithuania (LTU) – Austria (AUT)</b> <b>2 – 17</b>	
---	---	---

Sep 07, 2025 at Prague (CZE) (Eagles - Field 1)

-----  
Lithuania.....200 - 2 2 2  
Austria.....359 - 17 6 0  
-----

## Lithuania 2

PLAYER	AB	R	H	BI	2B	3B	HR	BB	SB	CS	HP	SH	SF	SO	IBB	KL	GDP	PO	A	E
BAITIUL Kira 3b/p/3b	2	1	0	0	0	0	0	0	0	0	0	0	0	2	0	0	0	0	0	0
NEVERAUSKAITIS Nomedas ss	1	1	1	2	0	0	1	1	0	0	0	0	0	0	0	0	0	0	0	1
RINKEVISISTE Vanesa lf	2	0	0	0	0	0	0	0	0	0	0	0	0	2	0	0	0	2	0	1
ALEKSANDRAVICIUTE Gu cf	2	0	0	0	0	0	0	0	0	0	0	0	0	1	0	0	0	2	0	0
VIKULOVAITE Gerda p/2b/1b/p	1	0	1	0	0	0	0	0	0	0	0	0	0	0	0	0	0	0	1	0
EINORYTE Mija 1b/p/1b	1	0	0	0	0	0	0	0	0	0	0	0	0	0	0	0	0	2	0	0
PETRAITYTE Verdene c	1	0	0	0	0	0	0	0	0	0	0	0	0	1	0	1	0	1	0	0
BARZDIUTE Akvile rf	1	0	0	0	0	0	0	0	0	0	0	0	0	1	0	0	0	0	0	0
PETRAITIENE Laura rf	0	0	0	0	0	0	0	0	0	0	0	0	0	0	0	0	0	0	0	0
UTAKYTE Goda 2b/3b/2b	1	0	0	0	0	0	0	0	0	0	0	0	0	1	0	0	0	1	1	0
Totals	12	2	2	2	0	0	1	1	0	0	0	0	0	8	0	1	0	8	2	2

## Austria 17



PLAYER	AB	R	H	BI	2B	3B	HR	BB	SB	CS	HP	SH	SF	SO	IBB	KL	GDP	PO	A	E
SILLIPP Elisabeth ss	2	3	0	0	0	0	0	2	2	0	0	0	0	0	0	0	0	0	0	0
MC GARRY Louise 3b	4	2	2	1	0	1	0	0	0	0	0	0	0	1	0	0	0	0	0	0
BETTSTEIN Olivia cf	0	1	0	1	0	0	0	1	0	0	0	0	1	0	0	0	0	0	0	0
SCHNEIDER Lya ph	0	1	0	0	0	0	0	1	0	0	0	0	0	0	0	0	0	0	0	0
KAINDL Ina 1b/opo	1	1	1	2	0	0	0	1	0	0	0	0	0	0	0	0	0	1	0	0
BENTZ Lara pr	0	1	0	0	0	0	0	1	0	0	0	0	0	0	0	0	0	0	0	0
GANTNER Matilda ph	0	1	0	0	0	0	0	1	0	0	0	0	0	0	0	0	0	0	0	0
MERIAUX Caroline rf	2	0	1	1	0	0	0	0	1	0	0	0	0	0	0	0	0	0	0	0
AZZAM Zainab rf	0	1	0	0	0	0	0	1	0	0	0	0	0	0	0	0	0	0	0	0
LACKNER-KEIL Martina dp/lb	1	1	1	1	1	0	0	1	0	0	0	0	0	0	0	0	0	1	0	0
MAURACHER Bianca ph	0	1	0	1	0	0	0	1	0	0	0	0	0	0	0	0	0	0	0	0
DE ROUIN Sophie lf	2	0	1	1	1	0	0	0	0	0	0	0	0	0	0	0	0	0	0	0
GUBO Miriam ph	0	1	0	1	0	0	0	0	0	0	1	0	0	0	0	0	0	0	0	0
ORLOVITS-ZAIDAN Deni 2b	2	1	0	1	0	0	0	1	0	0	0	0	0	0	0	0	0	1	0	0
KARNER Lea c	1	1	0	0	0	0	0	0	0	1	0	0	0	0	0	0	0	6	1	0
LANGTHALER Carla ph	0	1	0	1	0	0	0	1	0	0	0	0	0	0	0	0	0	0	0	0
HANIKA Emma p	0	0	0	0	0	0	0	0	0	0	0	0	0	0	0	0	0	0	0	0
Totals	15	17	6	11	2	1	0	11	4	0	2	0	1	1	0	0	0	9	1	0

Lithuania	IP	H	R	ER	BB	SO	WP	HP	IP	IBB	SH	SF	2B	3B	HR	AB	BF	FO	GO	NP
VIKULOVAITE Gerda L,0-1	1.0	2	5	3	4	0	0	0	0	0	0	1	0	1	0	6	11	3	0	39
BAITIUL Kira	1.0	3	5	5	2	1	3	1	0	0	0	0	2	0	0	6	9	0	2	37
EINORYTE Mija	0.2	1	7	5	5	0	0	1	0	0	0	0	0	0	0	3	9	2	0	37

Austria	IP	H	R	ER	BB	SO	WP	HP	IP	IBB	SH	SF	2B	3B	HR	AB	BF	FO	GO	NP
HANIKA Emma W,1-0	3.0	2	2	2	1	8	1	0	0	0	0	0	0	0	1	12	13	1	1	55

Umpires: HP-Britt Nielandt (BEL), 1B-Sandro Sina (ITA), 3B-Pavel Menšík (CZE)  
Scorers: Petra KUBÍNOVÁ (CZE), Lenka BAKUSOVÁ (CZE), Kamila Foltýnová (CZE)  
TC: Arjan Baanen (NED)  
Start: 10:01 Time: 1:22 Attendance: 23 Weather: Sunny  
Game Notes: None

# Game Summary 3

	<b>Türkiye (TUR) – Sweden (SWE)</b>	
<b>1 – 15</b>		

Sep 07, 2025 at Prague (CZE) (Eagles - Field 2)

-----  
Türkiye.....001 0 - 1 2 9  
Sweden.....375 (X) - 15 12 3  
-----

## Türkiye 1

PLAYER	AB	R	H	BI	2B	3B	HR	BB	SB	CS	HP	SH	SF	SO	IBB	KL	GDP	PO	A	E
TURHAN Sudenaz p	1	1	1	0	0	0	0	1	0	0	0	0	0	0	0	0	0	0	1	0
KAYA BUKRE p	1	0	0	0	0	0	0	0	0	0	0	0	0	1	0	1	0	1	0	0
RENDA Ravza lb	2	0	1	0	0	0	0	0	0	0	0	0	0	0	0	0	0	2	0	2
oKSuz sude lb	0	0	0	0	0	0	0	0	0	0	0	0	0	0	0	0	0	0	0	0
DASDELEN Hayel c	2	0	0	0	0	0	0	0	0	0	0	0	0	2	0	2	0	2	0	0
DEMSR AYSELNUR c	0	0	0	0	0	0	0	0	0	0	0	0	0	0	0	0	0	0	0	0
DEMIR Deniz lf	2	0	0	0	0	0	0	0	0	0	0	0	0	1	0	0	0	0	1	1
SSMSEK NESE lf	0	0	0	0	0	0	0	0	0	0	0	0	0	0	0	0	0	0	0	0
GuVENDIK Nisa 3b	2	0	0	0	0	0	0	0	0	0	0	0	2	0	0	0	0	1	0	0
KAYAS Efna GuneS ss	0	0	0	0	0	0	0	0	0	0	0	0	0	0	0	0	0	0	0	1
KAYA Nuray ph/ss/2b	1	0	0	0	0	0	0	1	0	0	0	0	0	1	0	1	0	0	0	1
BOZDAS BUSRA 2b/ss	2	0	0	0	0	0	0	0	0	0	0	0	0	0	0	0	0	1	0	1
GuLLu Elif CaSla ss	0	0	0	0	0	0	0	0	0	0	0	0	0	0	0	0	0	1	0	2
IRMAK HSLAL rf	1	0	0	0	0	0	0	0	0	0	0	0	1	0	1	0	0	0	0	1
CETINER Emine rf	1	0	0	0	0	0	0	0	0	0	0	0	1	0	0	0	0	1	0	0
DEMIR Gamze Nur cf/ph/cf	1	0	0	0	0	0	0	0	0	0	0	0	1	0	0	0	0	0	0	0
TEMSZ KADER cf/ph/cf	0	0	0	0	0	0	0	1	0	0	0	0	0	0	0	0	0	0	0	0
Totals	16	1	2	0	0	0	0	3	0	0	0	0	0	10	0	5	0	9	2	9

## Sweden 15

PLAYER	AB	R	H	BI	2B	3B	HR	BB	SB	CS	HP	SH	SF	SO	IBB	KL	GDP	PO	A	E
BRIENESSE Paris 3b	4	2	3	1	1	0	0	0	1	0	0	0	0	0	0	0	0	0	0	0
ESTERS Frida cf	3	2	0	1	0	0	0	0	1	0	0	1	0	0	0	0	0	0	0	0
SANDAHL Linnea c	2	3	1	2	0	0	0	1	1	0	0	0	0	0	0	0	0	10	0	0
ERIKSSON Sofia ss	3	3	3	2	0	1	0	0	1	0	0	0	0	0	0	0	0	0	1	0
ERIKSSON Emelie p/lb	2	1	1	0	0	0	0	1	0	0	0	0	1	0	0	0	0	0	0	2
LINDSTEIN Maja dp/lb/dp	3	1	0	2	0	0	0	0	0	0	0	0	0	0	0	0	0	1	0	0
DANIELS Maria rf	2	2	2	2	0	0	0	1	1	0	0	0	0	0	0	0	0	1	0	0
JERFSTEN Hilma 2b	3	0	1	0	0	0	0	0	0	0	0	0	0	0	0	0	0	0	0	1
TITMUSS Lara lf	3	1	1	0	0	0	0	0	0	0	0	0	0	0	0	0	0	0	0	0
WALLen Amanda lb/p	0	0	0	0	0	0	0	0	0	0	0	0	0	0	0	0	0	0	0	0
Totals	25	15	12	10	1	1	0	3	5	0	0	1	0	1	0	0	0	12	1	3

Türkiye	IP	H	R	ER	BB	SO	WP	HP	IP	IBB	SH	SF	2B	3B	HR	AB	BF	FO	GO	NP
TURHAN Sudenaz L,0-1	2.0	6	10	2	3	1	0	0	1	0	1	0	0	1	0	15	19	1	2	71
KAYA BUKRE	1.0	6	5	3	0	0	0	0	0	0	0	0	1	0	0	10	10	3	0	16

Sweden	IP	H	R	ER	BB	SO	WP	HP	IP	IBB	SH	SF	2B	3B	HR	AB	BF	FO	GO	NP
ERIKSSON Emelie W,1-0	3.0	2	1	0	1	7	1	0	0	0	0	0	0	0	0	12	13	1	1	60
WALLen Amanda	1.0	0	0	0	2	3	0	0	0	0	0	0	0	0	0	4	6	0	0	30

Umpires: HP-Tom Bosmans (BEL), 1B-FLORENCE SAUVAGE (FRA), 3B-Giuseppe Laudani (ITA)  
Scorers: Barbora HOUDKOVÁ (CZE), David BECK (CZE)  
TC: Gabriele HARDINGER (AUT)  
Start: 10:54 Time: 1:33 Attendance: 10 Weather: Sunny  
Game Notes: None

# Game Summary 4



## Slovakia (SVK) – Ukraine (UKR) 2 – 6



Sep 07, 2025 at Prague (CZE) (Spectrum Praha)

-----  
Slovakia.....101 000 0 - 2 6 1  
Ukraine.....203 001 (X) - 6 7 1  
-----

### Slovakia 2

PLAYER	AB	R	H	BI	2B	3B	HR	BB	SB	CS	HP	SH	SF	SO	IBB	KL	GDP	PO	A	E
SUCHOSOva Lucia cf	1	2	0	0	0	0	0	3	0	0	0	0	0	0	0	0	0	0	0	0
GUNISOva Lenka 3b	4	0	1	0	0	0	0	0	0	0	0	0	0	0	0	0	0	0	3	0
DRGOSOva Dana ss/p	4	0	1	1	0	0	0	0	0	0	0	0	0	2	0	1	0	0	1	1
MIHaLKOVa Klaudia p	2	0	1	1	1	0	0	1	0	0	0	0	0	1	0	0	0	0	2	0
CSOMOROVa Terezia ss	1	0	1	0	0	0	0	0	0	0	0	0	0	0	0	0	0	0	1	0
VESPEROVa Tereza c	3	0	0	0	0	0	0	0	0	0	0	0	0	1	0	0	0	3	0	0
KOPPLOva Tereza lf	3	0	1	0	0	0	0	0	1	0	0	0	0	1	0	0	0	1	0	0
DEaKOVa Erika lb	3	0	1	0	0	0	0	0	0	0	0	0	0	2	0	1	0	9	0	0
HORVaTHOVa Kristina rf	2	0	0	0	0	0	0	1	0	0	0	0	0	0	0	0	0	1	0	0
SZALAI Natalia 2b	1	0	0	0	0	0	0	0	0	0	0	0	0	0	0	0	0	0	0	0
ZaPRASNa Elisabeth 2b	2	0	0	0	0	0	0	0	0	0	0	0	0	1	0	0	0	4	3	0
Totals	26	2	6	2	1	0	0	5	1	0	0	0	0	8	0	2	0	18	10	1

### Ukraine 6

PLAYER	AB	R	H	BI	2B	3B	HR	BB	SB	CS	HP	SH	SF	SO	IBB	KL	GDP	PO	A	E
HULIAIEVA ANNA lf	2	2	1	0	0	0	0	2	0	0	0	0	0	0	0	0	0	0	1	0
KIKHTENKO HANNA rf	2	2	1	0	0	0	0	1	0	0	0	0	0	1	0	0	0	1	1	0
BEZLATNIA VIKTORIIA ph	0	0	0	0	0	0	0	1	0	0	0	0	0	0	0	0	0	0	0	0
VOITENKO Karyna ss	4	1	1	1	0	1	0	0	0	0	0	0	0	0	0	0	0	1	1	0
KOBYLIANSKA Daria dp/p	3	0	2	3	0	0	0	0	0	0	1	0	0	0	0	0	0	1	2	0
KONSTANTINOVA ALINA pr	0	1	0	0	0	0	0	0	0	0	0	0	0	0	0	0	0	0	0	0
KHODAKOVSKA Anna 3b	2	0	1	2	1	0	0	1	0	0	0	0	1	0	0	0	0	1	2	0
CALEEN KAITLYN MARIE c	3	0	0	0	0	0	0	0	0	0	0	0	0	1	0	1	0	10	0	0
SOCHNIEVA HALYNA lb	3	0	0	0	0	0	0	0	0	0	0	0	0	1	0	0	0	5	0	1
MATSKEVYCH Yana cf	2	0	1	0	0	0	0	0	0	0	1	0	0	0	0	0	0	1	0	0
TRACHENKO POLINA 2b	2	0	0	0	0	0	0	0	0	0	0	0	0	0	0	0	0	1	1	0
GALKINA POLINA ph	1	0	0	0	0	0	0	0	0	0	0	0	0	0	0	0	0	0	0	0
KYSIL YEVA p	0	0	0	0	0	0	0	0	0	0	0	0	0	0	0	0	0	0	0	0
Totals	24	6	7	6	1	1	0	5	0	0	1	1	1	3	0	1	0	21	8	1

Slovakia	IP	H	R	ER	BB	SO	WP	HP	IP	IBB	SH	SF	2B	3B	HR	AB	BF	FO	GO	NP
MIHaLKOVa Klaudia L,0-1	3.0	6	5	5	2	1	0	0	0	0	0	1	1	1	0	15	18	4	4	66
DRGOSOva Dana	3.0	1	1	1	3	2	1	1	0	0	1	0	0	0	0	9	14	0	7	62

Ukraine	IP	H	R	ER	BB	SO	WP	HP	IP	IBB	SH	SF	2B	3B	HR	AB	BF	FO	GO	NP
KYSIL YEVA	2.2	3	2	2	3	3	0	0	0	0	0	0	1	0	0	10	13	3	1	52
KOBYLIANSKA Daria W,1-0	4.1	3	0	0	2	5	0	0	0	0	0	0	0	0	0	16	18	3	5	77

Umpires: HP-Nicolas CRULLI (FRA), 1B-Patrik Knechtle (SUI), 3B-Alexander Levine (GBR)



Scorers: Petr MATOUŠ (CZE), Zuzana VRÁKOVÁ (CZE)

TC: Sandra Gouverneur (NED)

Start: 10:59 Time: 2:14 Attendance: 78 Weather: Sunny 16 °C

Game Notes: None

# Game Summary 5

	<b>Poland (POL) – Israel (ISR)</b> <b>0 – 9</b>	
---	--	---

Sep 07, 2025 at Prague (CZE) (Tempo)

-----  
 Poland.....000 00 - 0 1 0  
 Israel.....035 1(X) - 9 13 0  
 -----

Poland 0

PLAYER	AB	R	H	BI	2B	3B	HR	BB	SB	CS	HP	SH	SF	SO	IBB	KL	GDP	PO	A	E
ROMO Ella 2b	1	0	0	0	0	0	0	1	0	0	0	0	0	1	0	0	0	2	1	0
ZIELISSKA Aleksandra cf	2	0	0	0	0	0	0	0	0	1	0	0	0	0	0	0	0	0	0	0
KIRSANOW Julia ss	2	0	0	0	0	0	0	0	0	0	0	0	0	0	0	0	0	1	3	0
SMEDEK Zuzanna c	1	0	0	0	0	0	0	0	0	0	0	0	0	1	0	0	0	0	1	0
LEWANDOWSKA Beata ph/c	1	0	1	0	0	0	0	0	0	0	0	0	0	0	0	0	0	1	0	0
KOZIOS Emilia 1b	1	0	0	0	0	0	0	0	0	0	0	0	0	1	0	1	0	3	0	0
PYCH Judyta 1b	1	0	0	0	0	0	0	0	0	0	0	0	0	1	0	1	0	2	0	0
SZCZYPKA Sandra 3b	1	0	0	0	0	0	0	0	0	0	0	0	0	1	0	0	0	0	0	0
HERBA Magda 3b	1	0	0	0	0	0	0	0	0	0	0	0	0	1	0	1	0	0	0	0
GRZESZCZAK Aleksandr lf	1	0	0	0	0	0	0	0	0	0	0	0	0	0	0	0	0	0	0	0
WASZAK Zofia lf	0	0	0	0	0	0	0	1	0	0	0	0	0	0	0	0	0	0	0	0
SASKOWSKA Anna rf	1	0	0	0	0	0	0	0	0	0	0	0	0	0	0	0	0	2	0	0
NIESMIASEK Krystyna rf	0	0	0	0	0	0	0	1	0	0	0	0	0	0	0	0	0	0	0	0
MICHNA Natalia dp	1	0	0	0	0	0	0	0	0	0	0	0	0	1	0	0	0	0	0	0
KACZOR Patrycja ph	1	0	0	0	0	0	0	0	0	0	0	0	0	0	0	0	0	0	0	0
JARZYNA Martyna p	0	0	0	0	0	0	0	0	0	0	0	0	0	0	0	0	0	0	0	0
PRZESTRZELSKA Weroni p	0	0	0	0	0	0	0	0	0	0	0	0	0	0	0	0	0	1	0	0
Totals	15	0	1	0	0	0	0	3	0	1	0	0	0	7	0	3	0	12	5	0

Israel 9

PLAYER	AB	R	H	BI	2B	3B	HR	BB	SB	CS	HP	SH	SF	SO	IBB	KL	GDP	PO	A	E
GOTTLIEB ELIANA RUBY rf	3	0	3	3	0	0	0	0	0	1	0	0	0	0	0	0	0	0	0	0
LEWIS MADDY 2b/3b	2	0	0	0	0	0	0	1	0	0	0	0	0	0	0	0	0	2	3	0
VANDEWATER TARA c/opo	3	1	2	1	1	0	1	0	0	0	0	0	0	0	0	0	0	6	1	0
SALZMAN RUBY ISABELL cf	3	2	2	2	0	0	2	0	0	0	0	0	0	0	0	0	0	0	0	0
SHERMAN JULIA dp/c	2	1	1	0	0	0	0	1	0	0	0	0	0	0	0	0	0	2	0	0
LICHT AMANDA DONA 1b	3	1	1	0	1	0	0	0	0	0	0	0	0	0	0	0	0	3	0	0
GILBERT SYDNEY ROSE lf	2	2	2	2	0	0	0	0	0	0	0	0	0	0	0	0	0	0	0	0
MCDOWELL EVANN EMIKO ph/lf	1	0	0	0	0	0	0	0	0	0	0	0	0	1	0	0	0	0	0	0
KAPLAN EDITH 3b	2	1	1	1	1	0	0	0	0	0	0	0	0	0	0	0	0	0	1	0
SHERMAN SAMANTHA ph/2b	1	0	0	0	0	0	0	0	0	0	0	0	0	0	0	0	0	0	0	0
RITCHIE ARIZONA SAGE ss	2	1	1	0	1	0	0	0	0	0	0	0	0	0	0	0	0	2	0	0
WAMPLER ROBYN SUE p	0	0	0	0	0	0	0	0	0	0	0	0	0	0	0	0	0	0	0	0
JACOBS Sara Abigail p	0	0	0	0	0	0	0	0	0	0	0	0	0	0	0	0	0	0	0	0
Totals	24	9	13	9	4	0	3	2	0	1	0	0	0	1	0	0	0	15	5	0

Poland	IP	H	R	ER	BB	SO	WP	HP	IP	IBB	SH	SF	2B	3B	HR	AB	BF	FO	GO	NP
JARZYNA Martyna L,0-1	2.0	6	4	4	1	0	0	0	0	0	0	0	2	0	1	11	12	3	2	44
PRZESTRZELSKA Weroni	2.0	7	5	5	1	1	2	0	0	0	0	0	2	0	2	13	14	3	2	38
Israel	IP	H	R	ER	BB	SO	WP	HP	IP	IBB	SH	SF	2B	3B	HR	AB	BF	FO	GO	NP
WAMPLER ROBYN SUE W,1-0	3.0	0	0	0	0	5	0	0	0	0	0	0	0	0	0	9	9	1	3	24
JACOBS Sara Abigail	2.0	1	0	0	3	2	0	0	0	0	0	0	0	0	0	6	9	2	1	40

Umpires: HP-Klaus HANIKA (AUT), 1B-Lewis Hamilton (SWE), 3B-Martin CHMELÍK (CZE)  
 Scorers: Kristýna MALÁ (CZE), Alois SEČKÁR (CZE), Petra KUBÍNOVÁ (CZE)  
 TC: Wout ISBOUITS (NED)  
 Start: 11:30 Time: 1:08 Attendance: 50 Weather: Sunny, 17°C  
 Game Notes: None

# Game Summary 6



## Great Britain (GBR) – France (FRA) 5 – 2



Sep 07, 2025 at Prague (CZE) (Eagles - Field 1)

-----  
Great Britain.....102 002 0 - 5 10 1  
France.....000 100 1 - 2 4 1  
-----

### Great Britain 5

PLAYER	AB	R	H	BI	2B	3B	HR	BB	SB	CS	HP	SH	SF	SO	IBB	KL	GDP	PO	A	E
WARSOP Tia Amelia cf	3	1	2	0	0	1	0	0	0	0	0	1	0	0	0	0	0	0	0	0
BURGE Katie ss	3	1	2	1	0	0	0	0	0	0	0	0	1	0	0	0	0	1	1	0
KERR Jahni lf	2	0	0	1	0	0	0	1	0	0	0	0	1	0	0	0	0	1	0	0
EDWARDS Cara Hope c	4	0	2	1	0	1	0	0	0	0	0	0	0	1	0	0	0	8	2	0
THOMPSON Jenna Eliza 3b	4	1	1	0	1	0	0	0	0	0	0	0	0	1	0	0	0	1	5	0
SNOW Alana rf/lb	3	0	0	0	0	0	0	0	0	0	0	0	0	1	0	0	0	4	0	0
CORRICK Georgina lb/opo/p	3	0	1	0	1	0	0	0	0	1	0	0	0	0	0	0	0	0	0	0
HUTCHISON Amie dp/lb	3	0	1	1	1	0	0	0	0	0	0	0	0	1	0	0	0	2	0	1
HARTLE Amy Nicole pr/rf	0	1	0	0	0	0	0	0	0	0	0	0	0	0	0	0	0	0	0	0
CHAN Jessica May Cat 2b	2	1	1	1	1	0	0	1	0	0	0	0	0	0	0	0	0	4	1	0
FRANCIK Jasmine p	0	0	0	0	0	0	0	0	0	0	0	0	0	0	0	0	0	0	0	0
Totals	27	5	10	5	4	2	0	2	0	1	0	1	2	4	0	0	0	21	9	1

### France 2

PLAYER	AB	R	H	BI	2B	3B	HR	BB	SB	CS	HP	SH	SF	SO	IBB	KL	GDP	PO	A	E
PRADE Pauline ss	2	0	0	0	0	0	0	1	0	0	0	0	0	0	0	0	0	0	0	0
HAUDIQUER Ines lf	2	0	0	0	0	0	0	1	0	0	0	0	0	0	0	0	0	2	0	0
ROGRON Kimane 3b	3	1	1	0	1	0	0	0	0	0	0	0	0	1	0	0	0	1	1	0
MAYEUX Melissa lb	3	0	0	0	0	0	0	0	0	1	0	0	0	1	0	0	0	6	0	0
TRIBOLET Eloise cf	2	0	1	1	0	0	0	0	0	0	0	0	1	1	0	1	0	6	0	0
ENRIONE-THORRAND Chi c	3	0	1	0	0	0	0	0	0	0	0	0	2	0	1	0	0	5	1	0
PAPPOIN Lisa Anais pr	0	1	0	0	0	0	0	0	0	0	0	0	0	0	0	0	0	0	0	0
PEAN Youna rf	2	0	0	0	0	0	0	0	0	0	1	0	1	0	0	0	0	0	0	1
SELLAM Lena 2b	3	0	1	1	1	0	0	0	0	0	0	0	0	1	0	0	0	1	1	0
MEISS Capucine pr	0	0	0	0	0	0	0	0	0	1	0	0	0	0	0	0	0	0	0	0
BROUARD Ambre dp	2	0	0	0	0	0	0	1	0	0	0	0	0	1	0	0	0	0	0	0
COSTES Clelia p	0	0	0	0	0	0	0	0	0	0	0	0	0	0	0	0	0	0	3	0
Totals	22	2	4	2	2	0	0	3	0	2	0	1	1	8	0	2	0	21	6	1

Great Britain	IP	H	R	ER	BB	SO	WP	HP	IP	IBB	SH	SF	2B	3B	HR	AB	BF	FO	GO	NP
FRANCIK Jasmine W,1-0	5.0	2	1	1	1	6	1	0	0	0	0	1	1	0	0	16	18	4	4	61
CORRICK Georgina	2.0	2	1	1	2	2	0	0	0	0	1	0	1	0	0	6	9	1	2	36

France	IP	H	R	ER	BB	SO	WP	HP	IP	IBB	SH	SF	2B	3B	HR	AB	BF	FO	GO	NP
COSTES Clelia L,0-1	7.0	10	5	5	2	4	2	0	0	0	1	2	4	2	0	27	32	10	6	117

Umpires: HP-Santiago Aguilera (DOM), 1B-Sara Jacob (CAN), 3B-Galip Sönmez (GER)

Scorers: Kamila Foltýnová (CZE), Petra KUBÍNOVÁ (CZE), Kamila Foltýnová (CZE), Lenka BAKUSOVÁ (CZE), Kamila Foltýnová (CZE), Lenka BAKUSOVÁ (CZE)

TC: Arjan Baanen (NED), Gabriele HARDINGER (AUT)

Start: 12:57 Time: 1:52 Attendance: 50 Weather: Sunny

Game Notes: None

# Game Summary 7



**Greece (GRE) – Netherlands (NED)**  
**0 – 9**



Sep 07, 2025 at Prague (CZE) (Eagles - Field 2)

-----  
Greece.....000 00 - 0 2 2  
Netherlands.....800 1(X) - 9 5 2  
-----

Greece 0

PLAYER	AB	R	H	BI	2B	3B	HR	BB	SB	CS	HP	SH	SF	SO	IBB	KL	GDP	PO	A	E
POLYDOROS Georgia Ch cf	3	0	1	0	0	0	0	0	0	0	0	0	0	2	0	0	0	1	0	0
LYSIKATOS Tselsi Nik c	3	0	0	0	0	0	0	0	0	0	0	0	0	1	0	0	0	2	1	0
STAVROU Zoe 2b	3	0	1	0	0	0	0	0	0	0	0	0	0	0	0	0	0	2	1	0
PAPPAS Sophie ss	2	0	0	0	0	0	0	0	0	0	0	0	0	2	0	0	0	1	5	1
BOURNIAS Evangeline dp	2	0	0	0	0	0	0	0	0	0	0	0	0	2	0	0	0	0	0	0
PESS Olivia Nicole lf	1	0	0	0	0	0	0	0	0	0	1	0	0	0	0	0	0	1	0	0
KOLANDER Molly Suzan rf	1	0	0	0	0	0	0	1	0	0	0	0	0	1	0	0	0	0	0	0
ZEPEDA Maria lb	2	0	0	0	0	0	0	0	0	0	0	0	0	1	0	0	0	5	1	1
PSARRAS Selina 3b	2	0	0	0	0	0	0	0	0	0	0	0	0	1	0	0	0	0	0	0
RUNYON CHELSEA p	0	0	0	0	0	0	0	0	0	0	0	0	0	0	0	0	0	0	0	0
XENIDIS Kasey Lee p	0	0	0	0	0	0	0	0	0	0	0	0	0	0	0	0	0	0	1	0
Totals	19	0	2	0	0	0	0	1	0	0	1	0	0	10	0	0	0	12	9	2

Netherlands 9

PLAYER	AB	R	H	BI	2B	3B	HR	BB	SB	CS	HP	SH	SF	SO	IBB	KL	GDP	PO	A	E
VONK Britt ss	2	3	2	3	0	1	0	1	2	0	0	0	0	0	0	0	0	0	1	0
JANSEN Annemiek cf	3	1	2	1	0	0	0	2	0	0	0	0	0	0	0	0	0	1	0	0
VAN GURP Suka 2b	2	1	0	0	0	0	0	1	0	0	0	0	0	1	0	1	0	3	0	1
BEERS Brenda dp	3	0	1	2	0	0	0	0	0	0	0	0	0	0	0	0	0	0	0	0
VAN DALEN Maxime lb	1	1	0	0	0	0	0	1	0	0	0	0	0	0	0	0	0	1	0	0
UYTENDAAL Nicky lb	1	0	0	0	0	0	0	0	0	0	0	0	0	0	0	0	0	0	0	0
VAN AALST Jessie rf	1	1	0	1	0	0	0	1	0	0	0	0	0	0	0	0	0	0	0	0
PIAR Anaise rf	0	0	0	0	0	0	0	0	0	0	0	0	0	0	0	0	0	0	0	0
WISSINK Laura c	2	1	0	0	0	0	0	0	0	0	0	0	0	0	0	0	0	10	0	0
CHARLES Damishah 3b	1	0	0	1	0	0	0	0	0	0	0	1	0	0	0	0	0	0	1	0
DEN DUIJN Sterre 3b	0	0	0	0	0	0	0	0	0	0	0	0	0	0	0	0	0	0	0	0
VAN DER ZANDEN Cindy lf	1	1	0	0	0	0	0	1	0	0	0	0	0	0	0	0	0	0	0	0
HOP Lisa p	0	0	0	0	0	0	0	0	0	0	0	0	0	0	0	0	0	0	1	1
Totals	17	9	5	8	0	1	0	5	4	0	0	1	0	1	0	1	0	15	3	2

Greece	IP	H	R	ER	BB	SO	WP	HP	IP	IBB	SH	SF	2B	3B	HR	AB	BF	FO	GO	NP
RUNYON CHELSEA L,0-1	0.2	3	7	6	4	0	0	0	0	0	1	0	0	0	0	4	9	0	2	32
XENIDIS Kasey Lee	3.1	2	2	1	1	1	0	0	0	0	0	0	0	1	0	13	14	4	5	58

Netherlands	IP	H	R	ER	BB	SO	WP	HP	IP	IBB	SH	SF	2B	3B	HR	AB	BF	FO	GO	NP
HOP Lisa W,1-0	5.0	2	0	0	1	10	2	1	0	0	0	0	0	0	0	19	21	2	3	77

Umpires: HP-Thomas LOHNERT (GER), 1B-Britt Nielandt (BEL), 3B-Sandro Sina (ITA)  
Scorers: David BECK (CZE), Barbora HOUDKOVÁ (CZE)  
TC: Gabriele HARDINGER (AUT)  
Start: 13:53 Time: 1:19 Attendance: 30 Weather: Sunny  
Game Notes: 7

# Game Summary 8



## Finland (FIN) – Belgium (BEL) 0 – 20



Sep 07, 2025 at Prague (CZE) (Tempo)

-----  
 Finland.....00 0 - 0 4 2  
 Belgium.....3(17)(X) - 20 15 1  
 -----

Finland 0

PLAYER	AB	R	H	BI	2B	3B	HR	BB	SB	CS	HP	SH	SF	SO	IBB	KL	GDP	PO	A	E
OSORIO Tanja 1b	2	0	0	0	0	0	0	0	0	0	0	0	0	0	0	0	0	2	0	0
TAHVOLA Kairit lf	2	0	2	0	0	0	0	0	0	0	0	0	0	0	0	0	0	0	0	1
SEPPaLa Paula cf	2	0	0	0	0	0	0	0	0	0	0	0	0	0	0	1	1	0	0	0
SYRJaLa Emma c	1	0	0	0	0	0	0	0	0	0	0	0	0	0	0	0	0	1	0	0
MARTIN Erica dp/p	1	0	1	0	1	0	0	0	0	0	0	0	0	0	0	0	0	0	0	0
SIIRA Jenna 2b/ss	0	0	0	0	0	0	0	0	0	0	1	0	0	0	0	0	0	0	3	0
LaHDEMaKI Elise 3b	1	0	0	0	0	0	0	0	0	0	0	0	1	0	0	0	1	0	0	0
MaNTYLa Anni 2b	0	0	0	0	0	0	0	0	0	0	0	0	0	0	0	0	0	1	0	0
JOKINEN Kati rf	1	0	0	0	0	0	0	0	0	0	0	0	1	0	0	0	0	0	0	0
HUTRI Ellamaria ss/3b	1	0	1	0	0	0	0	0	0	0	0	0	0	0	0	0	0	0	0	1
KARHIAHO Sanni p	0	0	0	0	0	0	0	0	0	0	0	0	0	0	0	0	0	0	0	0
Totals	11	0	4	0	1	0	0	0	0	0	0	1	0	2	0	0	1	6	3	2

Belgium 20



PLAYER	AB	R	H	BI	2B	3B	HR	BB	SB	CS	HP	SH	SF	SO	IBB	KL	GDP	PO	A	E
GELDOLF Kate cf	4	4	4	4	1	1	0	0	0	0	0	0	0	0	0	0	0	0	0	0
GOOSEN Innes ss	3	2	2	2	1	0	0	0	1	0	0	0	0	0	0	0	0	1	0	1
VAN DROOGENBROECK Ma ph/ss	1	0	1	1	0	0	0	0	0	0	0	0	0	0	0	0	0	2	1	0
JANSSEN Gitte c	1	2	0	0	0	0	0	2	0	0	0	0	0	1	0	1	0	2	0	0
LENOIR Lisse ph/c	1	0	0	0	0	0	0	0	0	0	0	0	0	0	0	0	0	0	0	0
JANSSENS Celine 3b	2	2	1	1	0	0	0	1	0	0	0	0	0	0	0	0	0	1	2	0
GOYVAERTS Caroline dp	3	2	2	4	1	0	0	0	0	0	0	0	0	0	0	0	0	0	0	0
VAN NUFFEL Tina 1b	0	1	0	0	0	0	0	2	0	0	0	0	0	0	0	0	0	1	0	0
ROEF Lauren ph/lb	1	1	1	2	0	0	0	0	0	0	0	0	0	0	0	0	0	1	0	0
VAN RAEMDONCK Lisa rf	1	1	1	0	0	0	0	1	0	0	0	0	0	0	0	0	0	0	0	0
ROTHIER Yana ph/rf	1	1	1	1	0	0	0	0	0	0	0	0	0	0	0	0	0	0	0	0
DE RIDDER Floortje lf	2	2	0	1	0	0	0	1	0	0	0	0	0	0	0	0	0	0	0	0
KASCHL Ada 2b	3	2	2	3	0	0	0	0	0	0	0	0	0	0	0	0	0	1	1	0
DE GRAEVE Sara p	0	0	0	0	0	0	0	0	0	0	0	0	0	0	0	0	0	0	1	0
VAN DEN BRANDE Lynn p	0	0	0	0	0	0	0	0	0	0	0	0	0	0	0	0	0	0	0	0
Totals	23	20	15	19	4	1	0	7	1	0	0	0	0	1	0	1	0	9	5	1

Finland	IP	H	R	ER	BB	SO	WP	HP	IP	IBB	SH	SF	2B	3B	HR	AB	BF	FO	GO	NP
KARHIAHO Sanni L,0-2	1.0	6	5	5	3	1	2	0	0	0	0	0	2	0	0	8	11	0	1	53
MARTIN Erica	1.0	9	15	5	4	0	1	0	0	0	0	0	2	1	0	15	19	1	3	62

Belgium	IP	H	R	ER	BB	SO	WP	HP	IP	IBB	SH	SF	2B	3B	HR	AB	BF	FO	GO	NP
DE GRAEVE Sara W,1-0	2.0	2	0	0	0	2	0	0	0	0	1	0	1	0	0	7	8	1	3	32
VAN DEN BRANDE Lynn	1.0	2	0	0	0	0	0	0	0	0	0	0	0	0	0	4	4	0	2	13

Umpires: HP-Tommasita Pavan (ITA), 1B-Jeanot VAN VLIET (NED), 3B-Branislav Sušila (SVK)  
 Scorers: Pavla Mádrová (CZE), Kristýna MALÁ (CZE), Petra KUBÍNOVÁ (CZE)  
 TC: Wout ISBOUITS (NED)  
 Start: 13:59 Time: 1:11 Attendance: 45 Weather: Sunny, 18°C  
 Game Notes: None

# Game Summary 9

	<b>Ukraine (UKR) – Denmark (DEN)</b>	
<b>8 – 1</b>		

Sep 07, 2025 at Prague (CZE) (Spectrum Praha)

-----  
 Ukraine.....001 310 3 - 8 9 1  
 Denmark.....000 000 1 - 1 5 6  
 -----

## Ukraine 8

PLAYER	AB	R	H	BI	2B	3B	HR	BB	SB	CS	HP	SH	SF	SO	IBB	KL	GDP	PO	A	E
HULIAIEVA ANNA lf	4	0	1	0	0	0	0	1	0	0	0	0	0	1	0	0	0	0	0	0
KIKHTENKO HANNA rf	4	0	1	2	0	0	0	1	0	0	0	0	0	1	0	0	0	2	1	0
VOITENKO Karyna ss	3	0	0	0	0	0	0	2	0	0	0	0	0	1	0	0	0	2	1	0
KOBYLIANSKA Daria dp/p	3	0	1	0	0	0	0	0	0	0	0	0	0	0	0	0	0	0	1	0
OLINYYK VALERIIA pr	0	1	0	0	0	0	0	0	0	0	0	0	0	0	0	0	0	0	0	0
SOMOTOVA MARIIA ph	1	0	0	0	0	0	0	0	0	0	0	0	0	1	0	1	0	0	0	0
KHODAKOVSKA Anna c/2b	4	1	1	0	0	1	0	0	0	0	0	0	0	1	0	0	0	6	3	1
KONSTANTINOVA ALINA pr	0	0	0	0	0	0	0	0	0	0	0	0	0	0	0	0	0	0	0	0
SOCHNIEVA HALYNA 1b	4	2	1	0	0	0	0	0	0	0	0	0	0	0	0	0	0	8	0	0
BEZLATNIA VIKTORIIA pr	0	0	0	0	0	0	0	0	0	0	0	0	0	0	0	0	0	0	0	0
SHUPNIAK ANNA 3b	4	2	2	1	0	0	0	0	0	0	0	0	0	0	0	0	0	1	1	0
MATSKEVYCH Yana cf	4	2	1	1	0	0	0	0	0	0	0	0	0	0	0	0	0	1	0	0
MALIK YULIIA p	1	0	0	0	0	0	0	0	0	0	0	1	0	1	0	0	0	0	0	0
GALKINA POLINA ph	1	0	0	0	0	0	0	0	0	0	0	0	0	0	0	0	0	0	0	0
CALEEN KAITLYN MARIE ph/c	1	0	1	1	0	0	0	0	0	0	0	0	0	0	0	0	0	0	0	0
TKACHENKO POLINA 2b	0	0	0	0	0	0	0	0	0	0	0	0	0	0	0	0	0	1	1	0
Totals	34	8	9	5	0	1	0	4	0	0	0	1	0	6	0	1	0	21	8	1

## Denmark 1

PLAYER	AB	R	H	BI	2B	3B	HR	BB	SB	CS	HP	SH	SF	SO	IBB	KL	GDP	PO	A	E
BUSK CRAIG Evie ss	4	0	2	0	1	0	0	0	0	0	0	0	0	0	0	0	0	0	2	1
DOLLERUP Line 2b	4	0	0	0	0	0	0	0	0	0	0	0	0	0	0	0	0	1	4	0
THORSLUND Carina cf	3	0	1	0	0	0	0	0	0	0	0	0	0	1	0	1	0	0	0	0
NIELSEN Ellen 3b	2	0	1	0	1	0	0	1	1	0	0	0	0	0	0	0	0	0	2	2
PEDERSEN Liv Naja Ho pr	0	0	0	0	0	0	0	0	0	0	0	0	0	0	0	0	0	0	0	0
NIELSEN Mathilde 1b	3	0	0	0	0	0	0	0	0	0	0	0	0	3	0	2	0	11	0	0
CARLS Christina 1b	0	0	0	0	0	0	0	0	0	0	0	0	0	0	0	0	0	0	0	0
THOMSEN Katja c	1	1	0	0	0	0	0	1	0	0	0	0	0	1	0	1	0	8	0	0
MILNE Fiona ph	0	0	0	0	0	0	0	1	0	0	0	0	0	0	0	0	0	0	0	0
CULP Vivian lf	2	0	0	0	0	0	0	0	0	0	0	0	0	0	0	0	0	0	0	0
MAJ OLSEN Sofie ph	1	0	0	0	0	0	0	0	0	0	0	0	0	0	0	0	0	0	0	0
STOCKFORD NILHJØJ Tia dp	3	0	1	1	0	0	0	0	0	0	0	0	0	0	0	0	0	0	0	0
MÜLLER Freja Krisman rf/pr	2	0	0	0	0	0	0	0	0	0	0	0	0	1	0	1	0	1	0	2
SORENSEN Pernille ph	1	0	0	0	0	0	0	0	0	0	0	0	0	0	0	0	0	0	0	0
BRINK HINZE Sara p	0	0	0	0	0	0	0	0	0	0	0	0	0	0	0	0	0	0	4	1
Totals	26	1	5	1	2	0	0	3	1	0	0	0	0	6	0	5	0	21	12	6

Ukraine	IP	H	R	ER	BB	SO	WP	HP	IP	IBB	SH	SF	2B	3B	HR	AB	BF	FO	GO	NP
MALIK YULIIA W,1-0	6.0	4	0	0	2	6	0	0	0	0	0	0	2	0	0	21	23	8	3	85
KOBYLIANSKA Daria	1.0	1	1	1	1	0	0	0	0	0	0	0	0	0	0	5	6	0	3	25

Denmark	IP	H	R	ER	BB	SO	WP	HP	IP	IBB	SH	SF	2B	3B	HR	AB	BF	FO	GO	NP
BRINK HINZE Sara L,0-1	7.0	9	8	5	4	6	3	0	0	0	1	0	0	1	0	34	39	2	13	146

Umpires: HP-Patrik Knechtle (SUI), 1B-Alexander Levine (GBR), 3B-Nicolas CRULLI (FRA)  
 Scorers: Petr MATOUŠ (CZE), Zuzana VRÁKOVÁ (CZE)  
 TC: Sandra Gouverneur (NED)  
 Start: 15:00 Time: 2:27 Attendance: 97 Weather: Sunny 21°C  
 Game Notes: None

# Game Summary 10



## Sweden (SWE) – Austria (AUT) 3 – 6



Sep 07, 2025 at Prague (CZE) (Eagles - Field 1)

Sweden.....102 000 0 - 3 9 2  
Austria.....002 040 (X) - 6 7 1

Sweden 3

PLAYER	AB	R	H	BI	2B	3B	HR	BB	SB	CS	HP	SH	SF	SO	IBB	KL	GDP	PO	A	E
ESTERS Frida 2b	4	1	1	0	0	1	0	0	0	0	0	0	0	1	0	1	0	1	0	0
BRIENESSE Paris ss	4	2	3	1	0	1	0	0	2	0	0	0	0	0	0	0	0	0	1	1
SANDAHL Linnea c	3	0	1	0	0	0	0	1	0	0	0	0	0	0	0	0	0	4	1	0
ERIKSSON Sofia dp/p	4	0	2	1	0	0	0	0	0	0	0	0	0	1	0	0	0	1	0	0
ERIKSSON Emelie lb	3	0	0	0	0	0	0	0	0	0	0	1	0	2	0	0	0	5	0	0
BUSK Lina rf	3	0	1	1	0	0	0	0	0	0	0	0	0	2	0	1	0	2	0	0
LINDSTEIN Maja p/opo	3	0	1	0	0	0	0	0	0	0	0	0	0	2	0	0	0	0	1	1
TITMUSS Lara pr	0	0	0	0	0	0	0	0	0	0	0	0	0	0	0	0	0	0	0	0
NORSTRÖM Ronja Eleon 3b	2	0	0	0	0	0	0	0	0	0	1	0	0	0	0	0	0	1	1	0
KARLSSON Lisa lf	3	0	0	0	0	0	0	0	0	0	0	0	0	2	0	1	0	0	0	0
WENNERBERG Ellinor cf	0	0	0	0	0	0	0	0	0	0	0	0	0	0	0	0	0	4	0	0
Totals	29	3	9	3	0	2	0	1	2	0	0	2	0	10	0	3	0	18	4	2

Austria 6

PLAYER	AB	R	H	BI	2B	3B	HR	BB	SB	CS	HP	SH	SF	SO	IBB	KL	GDP	PO	A	E
SILLIPP Elisabeth ss	4	1	1	0	0	0	0	0	0	0	0	0	0	0	0	0	0	1	0	0
SCHNEIDER Lya lf	3	2	1	0	0	0	0	1	0	0	0	0	0	1	0	0	0	2	0	0
BETTSTEIN Olivia cf	3	1	3	0	1	0	0	1	1	1	0	0	0	0	0	0	0	2	1	0
KAINDL Ina lb	2	0	0	1	0	0	0	0	1	0	1	0	1	0	0	0	0	4	0	1
MERIAUX Caroline rf	2	0	0	0	0	0	0	0	0	0	0	0	0	0	0	0	0	1	0	0
DE ROUIN Sophie ph/rf	2	1	1	1	0	0	0	0	0	0	0	0	0	1	0	0	0	0	0	0
MC GARRY Louise 3b	1	1	0	0	0	0	0	2	0	0	0	0	0	0	0	0	0	0	3	0
LACKNER-KEIL Martina dp/p/dp	3	0	1	1	1	0	0	0	0	0	0	0	0	1	0	1	0	0	0	0
GUBO Miriam pr	0	0	0	0	0	0	0	0	0	0	0	0	0	0	0	0	0	0	0	0
ORLOVITS-ZAIDAN Deni 2b	1	0	0	1	0	0	0	0	0	0	1	0	1	0	0	0	0	2	1	0
KARNER Lea c	2	0	0	0	0	0	0	0	0	0	0	0	0	1	0	1	0	9	1	0
GANTNER Matilda ph	1	0	0	0	0	0	0	0	0	0	0	0	0	0	0	0	0	0	0	0
LANGTHALER Carla p	0	0	0	0	0	0	0	0	0	0	0	0	0	0	0	0	0	0	0	0
HANIKA Emma p	0	0	0	0	0	0	0	0	0	0	0	0	0	0	0	0	0	0	1	0
Totals	24	6	7	4	2	0	0	4	2	1	2	0	2	4	0	2	0	21	7	1

Sweden	IP	H	R	ER	BB	SO	WP	HP	IP	IBB	SH	SF	2B	3B	HR	AB	BF	FO	GO	NP
LINDSTEIN Maja	2.1	3	2	1	1	3	0	2	0	0	0	0	0	0	0	10	13	2	2	55
ERIKSSON Sofia L,0-1	3.2	4	4	4	3	1	1	0	0	0	0	2	2	0	0	14	19	9	2	71

Austria	IP	H	R	ER	BB	SO	WP	HP	IP	IBB	SH	SF	2B	3B	HR	AB	BF	FO	GO	NP
LANGTHALER Carla	2.0	3	0	0	1	2	0	0	0	0	0	0	0	0	0	10	11	4	1	36
LACKNER-KEIL Martina	2.0	4	3	2	0	4	0	0	0	0	1	0	0	2	0	10	11	1	1	53
HANIKA Emma W,2-0	3.0	2	0	0	0	4	0	0	0	0	1	0	0	0	0	9	10	1	3	39

Umpires: HP-FLORENCE SAUVAGE (FRA), 1B-Galip Sönmez (GER), 3B-Tom Bosmans (BEL)  
Scorers: Lenka BAKUSOVÁ (CZE), Kamila Foltýnová (CZE), Kamila Foltýnová (CZE), Lenka BAKUSOVÁ (CZE)  
TC:  
Start: 16:00 Time: 2:22 Attendance: 60 Weather: Sunny  
Game Notes: T.C.: Florian Lautenschlänger

# Game Summary 11

	<b>Italy (ITA) – Germany (GER)</b> <b>11 – 0</b>	
---	---	---

Sep 07, 2025 at Prague (CZE) (SaBaT)

-----  
Italy.....200 9 - 11 5 0  
Germany.....000 0 - 0 2 1  
-----

## Italy 11

PLAYER	AB	R	H	BI	2B	3B	HR	BB	SB	CS	HP	SH	SF	SO	IBB	KL	GDP	PO	A	E
DAYTON Isabella Mari cf	2	1	1	3	1	0	0	0	0	0	0	1	0	0	0	0	0	0	0	0
DI PANCRAZIO Felicia cf	0	0	0	0	0	0	0	0	0	0	0	0	0	0	0	0	0	0	0	0
CECCHETTI Elisa lf/c	1	2	0	0	0	0	0	2	0	0	0	0	0	0	0	0	0	1	0	0
PIANCASTELLI Erika rf	3	2	2	5	0	0	2	0	0	0	0	0	0	0	0	0	0	0	0	0
GIACOMETTI Noemi rf	0	0	0	0	0	0	0	0	0	0	0	0	0	0	0	0	0	0	0	0
BARBARA Mc Kenzie dp	3	1	1	1	0	0	1	0	0	0	0	0	0	1	0	0	0	0	0	0
GASPAROTTO Marta c/ss	2	1	0	0	0	0	0	1	0	0	0	0	0	0	0	0	0	2	2	0
KOUTSOYANOPULOS Giul lb	2	1	0	0	0	0	0	1	0	0	0	0	0	0	0	0	0	4	1	0
LONGHI Giulia 3b	3	1	1	0	0	0	0	0	0	0	0	0	0	0	0	0	0	2	0	0
SHELDON Melany ss	0	0	0	0	0	0	0	1	0	1	0	0	0	0	0	0	0	2	2	0
VIGNA Laura ph/lf	0	1	0	1	0	0	0	0	0	0	1	0	0	0	0	0	0	0	0	0
ROTONDO Alessandra 2b	0	1	0	1	0	0	0	2	0	0	0	0	0	0	0	0	0	1	1	0
TONIOLO Christina p	0	0	0	0	0	0	0	0	0	0	0	0	0	0	0	0	0	0	1	0
CACCIAMANI Ilaria p	0	0	0	0	0	0	0	0	0	0	0	0	0	0	0	0	0	0	0	0
Totals	16	11	5	11	1	0	3	7	0	1	1	1	0	1	0	0	0	12	7	0

## Germany 0



PLAYER	AB	R	H	BI	2B	3B	HR	BB	SB	CS	HP	SH	SF	SO	IBB	KL	GDP	PO	A	E
SZALAY Katharina ss	2	0	1	0	0	0	0	0	0	1	0	0	0	0	0	0	0	1	3	1
KuHLER Amelie rf	2	0	0	0	0	0	0	0	0	0	0	0	0	1	0	0	0	1	0	0
WEIL Jessica 2b	2	0	0	0	0	0	0	0	0	0	0	0	0	0	0	0	0	2	0	0
BISWAS Lioba 3b	2	0	0	0	0	0	0	0	0	0	0	0	0	0	0	0	0	0	0	0
LANKHORST Lee dp/lb	1	0	0	0	0	0	0	0	0	0	0	0	0	1	0	0	0	4	1	0
LAGLER Mara lb/p	1	0	0	0	0	0	0	0	0	0	0	0	0	0	0	0	0	0	0	0
SCHWIPPERT Lina p	0	0	0	0	0	0	0	0	0	0	0	0	0	0	0	0	0	0	0	0
WEIL Jennifer c	1	0	0	0	0	0	0	0	0	0	0	0	0	0	0	0	0	1	1	0
BLOCK Sarissa cf	1	0	1	0	0	0	0	0	0	0	0	0	0	0	0	0	0	2	0	0
EITING Jacqueline lf	1	0	0	0	0	0	0	0	0	0	0	0	0	0	0	0	0	1	0	0
VON ZEPPELIN Sina p	0	0	0	0	0	0	0	0	0	0	0	0	0	0	0	0	0	0	0	0
Totals	13	0	2	0	0	0	0	0	0	1	0	0	0	2	0	0	0	12	5	1

Italy	IP	H	R	ER	BB	SO	WP	HP	IP	IBB	SH	SF	2B	3B	HR	AB	BF	FO	GO	NP
TONIOLO Christina W,1-0	3.0	2	0	0	0	2	1	0	0	0	0	0	0	0	0	10	10	1	5	42
CACCIAMANI Ilaria	1.0	0	0	0	0	0	0	0	0	0	0	0	0	0	0	3	3	2	1	16

Germany	IP	H	R	ER	BB	SO	WP	HP	IP	IBB	SH	SF	2B	3B	HR	AB	BF	FO	GO	NP
VON ZEPPELIN Sina	0.0	0	0	0	0	0	0	0	0	0	0	0	0	0	0	0	0	0	0	0
LANKHORST Lee L,0-1	3.0	1	2	2	3	0	0	0	0	0	1	0	0	0	1	8	12	3	5	57
SCHWIPPERT Lina	0.1	1	5	5	3	1	1	1	0	0	0	0	0	0	2	6	0	0	32	
LAGLER Mara	0.2	3	4	4	1	0	0	0	0	0	0	0	1	0	2	6	7	2	0	24

Umpires: HP-Tomo Žezlina (SLO), 1B-Luka Rilović (CRO), 3B-Svata Smysl (CZE)  
Scorers: Jakub Hauser (CZE), Jakub Hauser (CZE)  
TC: Arjan Baanen (NED)  
Start: 16:02 Time: 1:22 Attendance: 40 Weather: Sunny, 25 °C  
Game Notes: None

# Game Summary 12

	<b>Türkiye (TUR) – Lithuania (LTU)</b> <b>0 – 7</b>	
---	--	---

Sep 07, 2025 at Prague (CZE) (Eagles - Field 2)

-----  
Türkiye.....000 00 - 0 3 4  
Lithuania.....200 05 - 7 7 0  
-----

Türkiye 0

PLAYER	AB	R	H	BI	2B	3B	HR	BB	SB	CS	HP	SH	SF	SO	IBB	KL	GDP	PO	A	E
TURHAN Sudenaz p	3	0	1	0	0	0	0	0	0	0	0	0	0	1	0	0	0	0	2	0
RENDA Ravza 1b	2	0	0	0	0	0	0	0	0	0	0	0	0	2	0	1	0	8	1	0
DASDELEN Hayel c	2	0	2	0	0	0	0	0	0	0	0	0	0	0	0	0	0	2	1	0
DEMIR Deniz lf	2	0	0	0	0	0	0	0	0	0	0	0	0	1	0	1	0	0	0	1
KAYA BUKRE ss	2	0	0	0	0	0	0	0	0	0	0	0	0	1	0	0	0	2	0	2
GuVENDIK Nisa 3b	1	0	0	0	0	0	1	0	0	0	0	0	1	0	0	0	0	0	5	0
BOZDAS BUSRA 2b	2	0	0	0	0	0	0	1	0	0	0	0	0	0	0	0	0	1	1	1
IRMAK HSLAL rf	2	0	0	0	0	0	0	0	0	0	0	0	1	0	1	0	0	0	1	0
DEMIR Gamze Nur cf	2	0	0	0	0	0	0	0	0	0	0	0	2	0	1	0	0	0	0	0
Totals	18	0	3	0	0	0	1	1	0	0	0	0	9	0	4	0	0	13	11	4

Lithuania 7


PLAYER	AB	R	H	BI	2B	3B	HR	BB	SB	CS	HP	SH	SF	SO	IBB	KL	GDP	PO	A	E
BAITIUL Kira ss	2	2	1	0	0	0	1	0	0	0	0	0	0	0	0	0	0	0	0	0
NEVERAUSKAITS Nomedas p	3	2	2	1	2	0	0	0	0	0	0	0	0	0	0	0	0	0	0	0
EINORYTE Mijsa 1b	3	1	1	2	0	0	0	0	0	0	0	0	0	0	0	0	0	2	0	0
ALEKSANDRAVICIUTE Gu cf	3	1	2	1	0	0	0	0	0	0	0	0	1	0	1	0	0	0	0	0
VIKULOVAITE Gerda 2b	2	1	0	0	0	0	1	0	0	0	0	0	0	0	0	0	0	2	0	0
PETRAITYTE Verdene lf	3	0	0	1	0	0	0	0	0	0	0	0	0	0	0	0	0	2	0	0
RINKEVISISTE Vanesa c	3	0	1	2	0	0	0	0	0	0	0	0	0	0	0	0	0	8	1	0
PETRAITIENE Laura rf	2	0	0	0	0	0	0	0	0	0	0	0	0	0	0	0	0	1	0	0
UTAKYTE Goda 3b	2	0	0	0	0	0	0	0	0	0	0	0	1	0	0	0	0	0	2	0
Totals	23	7	7	7	2	0	2	0	0	0	0	0	2	0	1	0	0	15	3	0

Türkiye	IP	H	R	ER	BB	SO	WP	HP	IP	IBB	SH	SF	2B	3B	HR	AB	BF	FO	GO	NP
TURHAN Sudenaz L,0-2	4.1	7	7	3	2	2	2	0	0	0	0	0	2	0	0	23	25	2	8	73

Lithuania	IP	H	R	ER	BB	SO	WP	HP	IP	IBB	SH	SF	2B	3B	HR	AB	BF	FO	GO	NP
NEVERAUSKAITS Nomedas W,1-0	5.0	3	0	0	1	9	0	0	0	0	0	0	0	0	0	18	19	4	2	66

Umpires: HP-Pavel Menšík (CZE), 1B-Sandro Sina (ITA), 3B-Santiago Aguilera (DOM)  
Scorers: Barbora HOUDKOVÁ (CZE), David BECK (CZE)  
TC: Gabriele HARDINGER (AUT)  
Start: 16:22 Time: 1:09 Attendance: 10 Weather: Sunny  
Game Notes: None

# Game Summary 13

	<b>Israel (ISR) – Croatia (CRO)</b> <b>20 – 1</b>	
---	--	---

Sep 07, 2025 at Prague (CZE) (Tempo)

```
-----
Israel.....(10)28 - 20 14 0
Croatia.....0 10 - 1 0 7
-----
```

### Israel 20

PLAYER	AB	R	H	BI	2B	3B	HR	BB	SB	CS	HP	SH	SF	SO	IBB	KL	GDP	PO	A	E
GOTTLIEB ELIANA RUBY rf/cf	3	2	2	2	1	0	0	1	0	0	0	0	0	1	0	0	0	1	0	0
LEWIS MADDY 2b	2	2	1	1	0	0	0	0	0	0	0	0	0	0	0	0	0	0	0	0
SHERMAN SAMANTHA 2b	2	0	0	0	0	0	0	0	0	0	0	0	0	0	0	0	0	0	0	0
VANDEWATER TARA c/ss/3b	4	4	3	6	1	0	2	0	0	0	0	0	0	0	0	0	0	0	1	0
SALZMAN RUBY ISABELL cf	2	1	1	1	0	0	0	0	0	0	0	0	0	0	0	0	0	0	0	0
MCDOWELL EVANN EMIKO rf	2	0	0	0	0	0	0	0	0	0	0	0	0	0	0	0	0	0	0	0
SHERMAN JULIA dp/c	3	2	2	0	1	0	0	0	0	0	0	0	0	0	0	0	0	3	0	0
LICHT AMANDA DONA lb	3	2	2	1	0	0	0	0	0	0	0	0	0	0	0	0	0	4	0	0
GILBERT SYDNEY ROSE lf	2	3	1	1	0	0	0	1	1	0	0	0	0	0	0	0	0	0	0	0
KAPLAN EDITH 3b/p	2	2	1	0	1	0	0	1	0	0	0	0	0	0	0	0	0	0	1	0
RITCHIE ARIZONA SAGE ss/opo/ss/ss	3	2	1	1	0	0	0	0	0	0	0	0	0	0	0	0	0	1	1	0
WAMPLER ROBYN SUE p	0	0	0	0	0	0	0	0	0	0	0	0	0	0	0	0	0	0	0	0
Totals	28	20	14	13	4	0	2	3	1	0	0	0	0	1	0	0	0	9	3	0

### Croatia 1



PLAYER	AB	R	H	BI	2B	3B	HR	BB	SB	CS	HP	SH	SF	SO	IBB	KL	GDP	PO	A	E
SVEC Lucija 2b	1	0	0	0	0	0	0	0	0	0	0	0	0	1	0	1	0	1	0	0
PAVOR Katja ph	1	0	0	0	0	0	0	0	0	0	0	0	0	0	0	0	0	0	0	0
MANDIS Katarina ss	1	0	0	0	0	0	0	0	0	0	0	0	0	0	0	0	0	1	1	2
VIDOVIS Dorotea ph	1	0	0	0	0	0	0	0	0	0	0	0	0	0	0	0	0	0	0	0
SLISKO Mara 3b	2	0	0	0	0	0	0	0	0	0	0	0	0	1	0	0	0	0	0	0
ORESKOVIS Matea p/opo/lb	0	0	0	0	0	0	0	1	0	0	0	0	0	0	0	0	0	0	0	0
BAILO Lana lf	1	1	0	0	0	0	0	0	0	0	0	0	0	0	0	0	0	1	0	0
BERISIC Nina dp/p/dp	0	0	0	0	0	0	0	1	0	0	0	0	0	0	0	0	0	0	1	0
LIGOVICH Valentina rf/cf	1	0	0	1	0	0	0	0	0	0	0	0	0	0	0	0	0	3	0	0
TOSIS Josipa c	1	0	0	0	0	0	0	0	0	0	0	0	1	0	0	0	0	1	0	1
JURAS Paola cf/rf/p	0	0	0	0	0	0	0	1	0	0	0	0	0	0	0	0	0	1	0	2
PERISA Mihaela lb/rf	0	0	0	0	0	0	0	0	0	0	0	0	0	0	0	0	0	1	0	2
Totals	9	1	0	1	0	0	0	3	0	0	0	0	0	3	0	1	0	9	2	7

Israel	IP	H	R	ER	BB	SO	WP	HP	IP	IBB	SH	SF	2B	3B	HR	AB	BF	FO	GO	NP
WAMPLER ROBYN SUE	1.0	0	0	0	0	2	0	0	0	0	0	0	0	0	0	3	3	0	1	10
KAPLAN EDITH W,1-0	2.0	0	1	0	3	1	0	0	0	0	0	0	0	0	0	6	9	2	3	39

Croatia	IP	H	R	ER	BB	SO	WP	HP	IP	IBB	SH	SF	2B	3B	HR	AB	BF	FO	GO	NP
ORESKOVIS Matea	0.0	0	0	0	0	0	0	0	0	0	0	0	0	0	0	0	0	0	0	0
BERISIC Nina L,0-1	0.2	7	10	1	0	1	1	0	0	0	0	0	3	0	1	12	12	1	0	41
JURAS Paola	2.1	7	10	4	3	0	0	0	0	0	0	0	1	0	1	16	19	7	1	55

Umpires: HP-Martin CHMELÍK (CZE), 1B-Klaus HANIKA (AUT), 3B-Lewis Hamilton (SWE)  
 Scorers: Alois SEČKÁR (CZE), Pavla Mádrová (CZE)  
 TC: Wout ISBOUITS (NED)  
 Start: 16:29 Time: 1:10 Attendance: 60 Weather: Sunny, 18C  
 Game Notes: None

# Game Summary 14

	<b>Czechia (CZE) – Spain (ESP)</b> <b>6 – 1</b>	
---	--	---

Sep 07, 2025 at Prague (CZE) (Eagles - Field 1)

-----  
 Czechia.....102 201 0 - 6 7 0  
 Spain.....010 000 0 - 1 0 5  
 -----

## Czechia 6

PLAYER	AB	R	H	BI	2B	3B	HR	BB	SB	CS	HP	SH	SF	SO	IBB	KL	GDP	PO	A	E
VODISKOVA Ema ss	3	0	0	1	0	0	0	0	0	0	0	0	1	1	0	0	0	0	1	0
KLIMPLOVA Veronika 3b	4	1	1	0	0	0	0	0	0	0	0	0	0	0	0	0	0	0	0	0
SAVIOLA Barbora rf	3	2	1	1	0	0	0	0	0	0	1	0	1	0	1	0	0	0	1	0
SLABA Gabriela 2b	3	0	0	0	0	0	0	1	0	0	0	0	0	1	0	1	0	1	2	0
PECKOVA Michaela dp	4	0	1	1	0	0	0	0	0	1	0	0	0	2	0	1	0	0	0	0
STEJSKALOVA Eliška lf	3	0	0	0	0	0	0	0	0	0	0	0	1	0	0	0	0	0	0	0
KOPIKOVA Natalie cf	3	2	1	0	0	0	0	0	0	0	0	0	0	1	0	0	0	0	0	0
FURKOVA Jana lb	2	1	1	1	1	0	0	0	0	0	0	1	0	1	0	0	0	6	1	0
SLANINOVA Eliška c	3	0	2	1	0	0	0	0	0	0	0	0	0	0	0	0	0	12	0	0
VACKOVA Katerina c	0	0	0	0	0	0	0	0	0	0	0	0	0	0	0	0	0	1	0	0
PECKOVA Veronika p	0	0	0	0	0	0	0	0	0	0	0	0	0	0	0	0	0	0	0	0
KINDERMANNOVA KateSi p	0	0	0	0	0	0	0	0	0	0	0	0	0	0	0	0	0	0	3	0
Totals	28	6	7	5	1	0	0	1	0	1	0	2	1	8	0	2	0	21	7	0

## Spain 1

PLAYER	AB	R	H	BI	2B	3B	HR	BB	SB	CS	HP	SH	SF	SO	IBB	KL	GDP	PO	A	E
CAICOYA Maria rf	2	0	0	0	0	0	0	1	0	0	0	0	0	1	0	0	0	3	0	0
BLESA Meritxell 2b	2	0	0	0	0	0	0	0	0	0	0	1	0	1	0	0	0	1	3	1
MODREGO Uxua cf	3	0	0	0	0	0	0	0	0	0	0	0	0	2	0	0	0	2	0	1
CAICOYA Carmen ss	2	0	0	0	0	0	0	0	0	0	0	0	0	2	0	0	0	1	1	1
DENIA Yulan ss	1	0	0	0	0	0	0	0	0	0	0	0	0	0	0	0	0	0	0	0
LEDEZMA Sorangel 3b	2	0	0	0	0	0	0	1	0	0	0	0	0	1	0	1	0	0	1	1
PISoN Maialen pr	0	1	0	0	0	0	0	0	0	0	0	0	0	0	0	0	0	0	0	0
MARIN PARRA ABRIL lf	2	0	0	0	0	0	0	1	0	0	0	0	0	2	0	0	0	1	0	0
ALVAREZ Estibaliz lb	1	0	0	0	0	0	0	1	0	0	0	0	0	0	0	0	0	1	0	0
LOIDI Sara lb	1	0	0	0	0	0	0	0	0	0	0	0	0	0	0	0	0	3	0	0
VALLS Maria c	2	0	0	0	0	0	0	0	0	0	0	0	0	2	0	0	0	9	1	0
GARCiA Candela dp	2	0	0	0	0	0	0	0	0	0	0	0	0	2	0	1	0	0	0	0
RAMIREZ Anyibell p	0	0	0	0	0	0	0	0	0	0	0	0	0	0	0	0	0	0	0	1
ALONSO Beatriz p	0	0	0	0	0	0	0	0	0	0	0	0	0	0	0	0	0	0	0	0
CABRERA Rebeca p	0	0	0	0	0	0	0	0	0	0	0	0	0	0	0	0	0	0	0	0
Totals	20	1	0	0	0	0	0	4	0	0	0	1	0	13	0	2	0	21	6	5

Czechia	IP	H	R	ER	BB	SO	WP	HP	IP	IBB	SH	SF	2B	3B	HR	AB	BF	FO	GO	NP
PECKOVA Veronika	1.0	0	1	0	4	2	0	0	0	0	1	0	0	0	0	2	7	0	1	26
KINDERMANNOVA KateSi W,1-0	6.0	0	0	0	0	11	0	0	0	0	0	0	0	0	0	18	18	1	6	82

Spain	IP	H	R	ER	BB	SO	WP	HP	IP	IBB	SH	SF	2B	3B	HR	AB	BF	FO	GO	NP
RAMIREZ Anyibell L,0-1	3.1	3	3	0	1	4	1	0	0	0	1	0	0	0	0	13	15	3	2	66
ALONSO Beatriz	2.0	4	3	1	0	3	0	0	0	0	1	1	1	0	0	10	12	3	0	44
CABRERA Rebeca	1.2	0	0	0	0	1	0	0	0	0	0	0	0	0	0	5	5	1	3	17

Umpires: HP-Giuseppe Laudani (ITA), 1B-Thomas LOHNERT (GER), 3B-Sara Jacob (CAN)  
 Scorers: Petra KUBÍNOVÁ (CZE), Lenka BAKUSOVÁ (CZE), Petra KUBÍNOVÁ (CZE), Lenka BAKUSOVÁ (CZE)  
 TC: Gabriele HARDINGER (AUT)  
 Start: 20:34 Time: 2:33 Attendance: 200 Weather: Night  
 Game Notes: None

# Game Summary 15

	<b>Belgium (BEL) – Switzerland (SUI)</b> <b>10 – 16</b>	
---	--	---

Sep 08, 2025 at Prague (CZE) (Eagles - Field 1)

-----  
 Belgium.....041 302 0 - 10 7 4  
 Switzerland.....540 223 (X) - 16 14 0  
 -----

### Belgium 10

PLAYER	AB	R	H	BI	2B	3B	HR	BB	SB	CS	HP	SH	SF	SO	IBB	KL	GDP	PO	A	E
GELDOF Kate cf/p	4	1	1	1	0	0	0	1	0	0	0	0	0	0	0	0	0	1	0	0
GOOSEN Innes ss	4	1	1	1	0	0	0	1	0	0	0	0	0	1	0	0	0	1	0	1
JANSSEN Gitte c	2	1	0	0	0	0	0	1	0	0	2	0	0	0	0	0	0	5	0	0
JANSSENS Celine 3b	2	1	1	1	0	0	0	2	0	0	0	1	0	0	0	0	0	2	1	1
GOYVAERTS Caroline dp	5	1	1	2	1	0	0	0	0	0	0	0	0	0	0	0	0	0	0	0
VAN NUFFEL Tina 1b	3	1	0	1	0	0	0	2	0	0	0	0	0	1	0	0	0	1	0	1
LENOIR Lisse pr	0	1	0	0	0	0	0	0	0	0	0	0	0	0	0	0	0	0	0	0
VAN RAEMDONCK Lisa rf	2	1	1	0	0	0	0	2	0	0	0	0	0	1	0	0	0	2	0	0
DE GRAEVE Sara p/cf	2	1	1	2	1	0	0	2	0	0	0	0	0	0	0	0	0	0	1	0
KASCHL Ada 2b	3	1	1	1	0	0	0	1	1	0	0	0	0	0	0	0	0	4	1	0
DE RIDDER Floortje lf	0	0	0	0	0	0	0	0	0	0	0	0	0	0	0	0	0	2	0	1
Totals	27	10	7	9	3	0	0	12	1	0	2	1	0	3	0	0	0	18	3	4

### Switzerland 16



PLAYER	AB	R	H	BI	2B	3B	HR	BB	SB	CS	HP	SH	SF	SO	IBB	KL	GDP	PO	A	E
ZEHNDER Kimberly ss	4	0	2	0	1	0	0	1	0	0	0	0	0	0	0	0	0	2	1	0
FISCHER Jody Carolin cf	3	3	2	1	1	0	0	0	1	0	2	0	0	0	0	0	0	3	0	0
JAMEYSON Mariah Elis c	2	3	0	0	0	0	0	2	0	0	1	0	0	0	0	0	0	5	0	0
REINECKE Julia Celin 3b	4	1	0	0	0	0	0	0	0	0	0	1	0	1	0	0	0	0	4	0
SCHMID Celina 2b	5	4	3	4	2	0	0	0	0	0	0	0	0	1	0	0	0	2	1	0
ADKINS Reya Cheyenne rf	5	3	2	4	0	1	0	0	1	0	0	0	0	0	0	0	0	1	0	0
BRANDLI Andrea lf	5	1	2	1	0	1	0	0	1	0	0	0	0	0	0	0	0	1	0	0
ZEHNDER Michelle Mar 1b	4	1	3	6	1	0	0	0	1	0	0	0	0	0	0	0	0	7	1	0
LUTZ Solana dp	2	0	0	0	0	0	0	0	0	0	0	0	0	0	0	0	0	0	0	0
MATHIS Amy ph	0	0	0	0	0	0	0	1	0	0	0	0	0	0	0	0	0	0	0	0
LUTZ Riona pr/pr	1	0	0	0	0	0	0	0	0	0	0	0	0	1	0	1	0	0	0	0
HEIMGARTNER BOCK Kar p	0	0	0	0	0	0	0	0	0	0	0	0	0	0	0	0	0	0	1	0
ENTNER Josianne p	0	0	0	0	0	0	0	0	0	0	0	0	0	0	0	0	0	0	1	0
SCHATTON Felicitas p	0	0	0	0	0	0	0	0	0	0	0	0	0	0	0	0	0	0	0	0
Totals	35	16	14	16	5	2	0	4	4	0	3	1	0	3	0	1	0	21	9	0

Belgium	IP	H	R	ER	BB	SO	WP	HP	IP	IBB	SH	SF	2B	3B	HR	AB	BF	FO	GO	NP
DE GRAEVE Sara L,1-1	1.1	5	8	6	1	0	0	2	0	0	1	0	3	0	0	10	14	2	2	44
GELDOF Kate	4.2	9	8	7	3	3	0	1	0	0	0	0	2	2	0	25	29	9	2	106

Switzerland	IP	H	R	ER	BB	SO	WP	HP	IP	IBB	SH	SF	2B	3B	HR	AB	BF	FO	GO	NP
HEIMGARTNER BOCK Kar W,2-0	3.1	6	4	4	3	2	0	0	0	0	0	0	2	0	0	16	19	5	3	64
ENTNER Josianne	1.1	0	2	1	4	1	1	1	0	0	0	0	0	0	0	4	9	0	3	38
SCHATTON Felicitas	2.1	1	4	4	4	0	1	1	0	0	1	0	1	0	0	7	13	4	3	49

Umpires: HP-Jeanot VAN VLIET (NED), 1B-Giuseppe Laudani (ITA), 3B-FLORENCE SAUVAGE (FRA)  
 Scorers: Pavla Mádrová (CZE), Barbora HOUDKOVÁ (CZE)  
 TC: Gabriele HARDINGER (AUT)  
 Start: 10:01 Time: 2:34 Attendance: 200 Weather: Sunny  
 Game Notes: 15

# Game Summary 16

	<b>Austria (AUT) – Türkiye (TUR)</b>	
<b>15 – 5</b>		

Sep 08, 2025 at Prague (CZE) (SaBaT)

-----  
Austria.....390 3 - 15 7 1  
Türkiye.....005 0 - 5 1 5  
-----

### Austria 15

PLAYER	AB	R	H	BI	2B	3B	HR	BB	SB	CS	HP	SH	SF	SO	IBB	KL	GDP	PO	A	E
SILLIPP Elisabeth ss	3	3	0	0	0	0	0	1	0	0	0	0	0	0	0	0	0	0	0	1
MC GARRY Louise 3b	2	2	1	1	0	1	0	1	0	0	0	0	0	0	0	0	0	0	1	0
ORLOVITS-ZAIDAN Deni 3b	1	0	0	0	0	0	0	0	0	0	0	0	0	0	0	0	0	0	1	0
BETTSTEIN Olivia cf/p/opo/cf	0	2	0	1	0	0	0	2	0	0	0	0	1	0	0	0	0	0	0	1
KARNER Lea ph	0	0	0	0	0	0	0	1	0	0	0	0	0	0	0	0	0	0	0	0
KAINDL Ina lb/c	2	0	0	0	0	0	0	0	0	1	0	0	0	0	0	0	0	6	0	0
GANTNER Matilda ph	0	0	0	0	0	0	0	1	0	0	0	0	0	0	0	0	0	0	0	0
MERIAUX Caroline rf	2	0	1	2	0	0	0	0	0	0	0	0	0	0	0	0	0	0	0	0
SCHNEIDER Lya cf/lf	1	0	0	0	0	0	0	0	0	0	0	0	0	0	0	0	0	0	0	0
DE ROUIN Sophie 2b	0	1	0	1	0	0	0	2	0	0	0	0	0	0	0	0	0	0	0	0
BENTZ Lara ph/2b	1	0	0	0	0	0	0	0	0	0	0	0	0	1	0	0	0	0	0	0
LACKNER-KEIL Martina dp/lb	2	2	1	2	0	1	0	0	0	0	0	1	0	0	0	0	0	2	0	0
HANIKA Emma lb	0	0	0	0	0	0	0	0	0	0	0	0	0	0	0	0	0	2	0	0
MAURACHER Bianca c/lf/rf	2	2	1	1	0	0	0	0	0	1	0	0	0	0	0	0	0	2	1	0
GUBO Miriam lf	2	2	2	2	0	0	0	0	0	0	0	0	0	0	0	0	0	0	0	0
AZZAM Zainab rf/opo	1	1	1	1	0	0	0	0	0	0	0	0	0	0	0	0	0	0	0	0
LANGTHALER Carla p	0	0	0	0	0	0	0	0	0	0	0	0	0	0	0	0	0	0	0	0
Totals	19	15	7	11	0	2	0	8	0	0	2	0	2	1	0	0	0	12	4	1

### Türkiye 5



PLAYER	AB	R	H	BI	2B	3B	HR	BB	SB	CS	HP	SH	SF	SO	IBB	KL	GDP	PO	A	E
TURHAN Sudenaz p/2b	1	1	0	1	0	0	0	2	0	0	0	0	0	1	0	0	0	0	0	0
RENDA Ravza lb	2	1	0	0	0	0	0	1	0	0	0	0	0	1	0	0	0	4	0	0
DASDELEN Hayel c	1	0	0	0	0	0	0	0	0	0	0	0	0	1	0	0	0	0	0	0
DEMSR AYSELNUR c	0	1	0	0	0	0	0	1	0	0	0	0	0	0	0	0	0	1	0	0
KAYA BUKRE ph	1	0	0	0	0	0	0	0	0	0	0	0	0	0	0	0	0	0	0	0
DEMIR Deniz lf	0	0	0	0	0	0	0	0	0	0	0	0	0	0	0	0	0	0	0	0
SSMSEK NESE lf	3	1	1	1	0	0	0	0	0	0	0	0	0	1	0	0	0	0	0	0
KAYA Nuray ss	3	0	0	0	0	0	0	0	0	0	0	0	0	2	0	2	0	3	0	0
GuVENDIK Nisa 3b	0	0	0	0	0	0	0	0	0	0	0	0	0	0	0	0	0	1	0	0
oKSuz sude 3b	0	1	0	0	0	0	0	2	0	0	0	0	0	0	0	0	0	1	0	0
BOZDAS BUSRA 2b	0	0	0	0	0	0	0	0	0	0	0	0	0	0	0	0	0	1	0	0
GuLLu Elif CaSla p	0	0	0	1	0	0	0	2	0	0	0	0	0	0	0	0	0	0	0	2
CETINER Emine rf	0	0	0	0	0	0	0	0	0	0	0	0	0	0	0	0	0	0	0	1
IRMAK HSLAL rf	1	0	0	1	0	0	0	1	0	0	0	0	0	0	0	0	0	1	1	0
DEMIR Gamze Nur cf	0	0	0	0	0	0	0	0	0	0	0	0	0	0	0	0	0	0	0	2
TEMSZ KADER cf	2	0	0	0	0	0	0	0	0	0	0	0	0	2	0	0	0	0	0	0
Totals	14	5	1	4	0	0	0	9	0	0	0	0	0	8	0	2	0	12	1	5

Austria	IP	H	R	ER	BB	SO	WP	HP	IP	IBB	SH	SF	2B	3B	HR	AB	BF	FO	GO	NP
LANGTHALER Carla W,1-0	2.2	0	0	0	1	6	0	0	0	0	0	0	0	0	0	9	10	1	1	42
BETTSTEIN Olivia	1.1	1	5	4	8	2	4	0	0	0	0	0	0	0	0	5	13	0	2	69

Türkiye	IP	H	R	ER	BB	SO	WP	HP	IP	IBB	SH	SF	2B	3B	HR	AB	BF	FO	GO	NP
TURHAN Sudenaz L,0-3	1.2	5	12	3	5	0	0	1	0	0	0	2	0	1	0	11	19	4	1	71
GuLLu Elif CaSla	2.1	2	3	3	3	1	1	1	1	0	0	0	0	1	0	8	12	3	1	48

Umpires: 1B-Lewis Hamilton (SWE), 3B-Luka Rilović (CRO)  
Scorers: Petra KUBÍNOVÁ (CZE), Matěj Sedláček (CZE)  
TC: Wout ISBOUTS (NED)  
Start: 10:00 Time: 2:03 Attendance: 54 Weather: Sunny, 17 °C  
Game Notes: None

# Game Summary 17

	<b>Lithuania (LTU) – Sweden (SWE)</b> <b>1 – 8</b>	
---	---	---

Sep 08, 2025 at Prague (CZE) (Spectrum Praha)

-----  
Lithuania.....000 010 - 1 4 1  
Sweden.....001 322 - 8 11 2  
-----

Lithuania 1

PLAYER	AB	R	H	BI	2B	3B	HR	BB	SB	CS	HP	SH	SF	SO	IBB	KL	GDP	PO	A	E
BAITIUL Kira ss/3b	3	0	1	0	1	0	0	1	0	0	0	0	0	1	0	1	0	0	0	1
NEVERAUSKAITS Nomedas p/ss	2	0	1	0	0	0	0	1	0	0	0	0	0	0	1	0	0	0	2	0
EINORYTE Mija lb	3	0	0	1	0	0	0	0	0	0	0	0	0	2	0	1	0	4	0	0
ALEKSANDRAVICIUTE Gu cf	3	0	1	0	0	0	0	0	0	0	0	0	0	0	0	0	0	3	0	0
VIKULOVAITE Gerda 2b/p	2	0	0	0	0	0	0	1	0	0	0	0	0	1	0	1	0	1	1	0
PETRAITYTE Verdene lf	2	0	0	0	0	0	0	0	0	0	0	0	0	1	0	0	0	0	0	0
STEPANENKO Adelina lf	1	0	0	0	0	0	0	0	0	0	0	0	0	1	0	0	0	1	0	0
RINKEVISISTE Vanesa c	3	0	1	0	1	0	0	0	0	0	0	0	0	0	0	0	0	6	0	0
PETRAITIENE Laura rf	1	0	0	0	0	0	0	0	0	0	0	0	0	0	0	0	0	0	0	0
BARZDZIUTE Akvile rf	2	0	0	0	0	0	0	0	0	0	0	0	0	0	0	0	0	0	0	0
UTAKYTE Goda 3b/2b	1	1	0	0	0	0	0	2	0	0	0	0	0	0	0	0	0	0	0	0
<b>Totals</b>	<b>23</b>	<b>1</b>	<b>4</b>	<b>1</b>	<b>2</b>	<b>0</b>	<b>0</b>	<b>5</b>	<b>0</b>	<b>0</b>	<b>0</b>	<b>0</b>	<b>0</b>	<b>6</b>	<b>1</b>	<b>3</b>	<b>0</b>	<b>15</b>	<b>3</b>	<b>1</b>

Sweden 8



PLAYER	AB	R	H	BI	2B	3B	HR	BB	SB	CS	HP	SH	SF	SO	IBB	KL	GDP	PO	A	E
BRIENESSE Paris lf	4	2	2	1	1	0	0	0	0	0	0	0	0	0	0	0	0	0	0	0
ESTERS Frida cf	3	1	1	1	0	1	0	1	1	0	0	0	0	1	0	1	0	0	0	0
SANDAHL Linnea 3b/c	4	1	3	1	0	1	0	0	1	0	0	0	0	0	0	0	0	1	1	0
ERIKSSON Sofia ss	1	1	1	1	0	0	0	1	1	0	0	0	1	0	0	0	0	2	3	0
DANIELS Maria rf	3	1	0	0	0	0	0	0	0	0	0	0	0	1	0	0	0	2	0	0
LINDSTEIN Maja lb	2	0	0	0	0	0	0	0	0	0	0	0	0	2	0	1	0	7	0	1
BUSK Lina ph	1	0	1	1	1	0	0	0	0	0	0	0	0	0	0	0	0	0	0	0
WENNERBERG Ellinor 2b	2	1	1	0	0	0	0	1	0	0	0	0	0	1	0	0	0	1	2	0
NORSTROM Ronja Eleon c/3b	2	1	2	2	0	1	0	0	0	0	0	0	1	0	0	0	0	5	0	0
TITMUS Lara dp	1	0	0	0	0	0	0	0	0	0	0	0	1	0	1	0	1	0	0	0
ERIKSSON Emelie p	1	0	0	0	0	0	0	0	0	0	0	0	0	0	0	0	0	0	0	0
WALLEn Amanda p	0	0	0	0	0	0	0	0	0	0	0	0	0	0	0	0	0	0	2	0
ERIKSSON Emelie p	0	0	0	0	0	0	0	0	0	0	0	0	0	0	0	0	0	0	0	1
<b>Totals</b>	<b>24</b>	<b>8</b>	<b>11</b>	<b>7</b>	<b>2</b>	<b>3</b>	<b>0</b>	<b>3</b>	<b>3</b>	<b>0</b>	<b>0</b>	<b>1</b>	<b>2</b>	<b>6</b>	<b>0</b>	<b>3</b>	<b>0</b>	<b>18</b>	<b>8</b>	<b>2</b>

Lithuania	IP	H	R	ER	BB	SO	WP	HP	IP	IBB	SH	SF	2B	3B	HR	AB	BF	FO	GO	NP
NEVERAUSKAITS Nomedas L,1-1	4.0	6	4	4	3	5	1	0	0	0	1	1	1	2	0	16	21	3	4	77
VIKULOVAITE Gerda	1.0	5	4	3	0	1	0	0	0	0	0	1	1	1	0	8	9	2	0	37

Sweden	IP	H	R	ER	BB	SO	WP	HP	IP	IBB	SH	SF	2B	3B	HR	AB	BF	FO	GO	NP
WALLEn Amanda W,1-0	4.0	2	0	0	2	5	0	0	0	0	0	0	0	0	0	14	16	2	4	51
ERIKSSON Emelie	2.0	2	1	1	3	1	0	0	0	1	0	0	2	0	0	9	12	2	3	51

Umpires: HP-Branislav Sušila (SVK), 1B-Klaus HANIKA (AUT), 3B-Patrik Knechtle (SUI)  
Scorers: David BECK (CZE), Jakub Hauser (CZE)  
TC: Arjan Baanen (NED)  
Start: 9:59 Time: 1:53 Attendance: 120 Weather: Sunny  
Game Notes: None

# Game Summary 18

	<b>Denmark (DEN) – Slovakia (SVK)</b> <b>10 – 3</b>	
---	--	---

Sep 08, 2025 at Prague (CZE) (Eagles - Field 2)

-----  
 Denmark.....401 104 - 10 12 2  
 Slovakia.....300 000 - 3 5 2  
 -----

Denmark 10

PLAYER	AB	R	H	BI	2B	3B	HR	BB	SB	CS	HP	SH	SF	SO	IBB	KL	GDP	PO	A	E
BUSK CRAIG Evie ss	2	1	1	0	0	0	0	1	0	0	0	1	0	0	0	0	0	2	1	0
MÜLLER Freja Krisman pr	0	1	0	0	0	0	0	0	0	0	0	0	0	0	0	0	0	0	0	0
CULP Vivian lf	3	2	3	0	1	0	0	0	3	0	0	1	0	0	0	0	0	0	0	0
NIELSEN Ellen 3b	3	0	0	0	0	0	0	0	0	0	0	0	0	1	0	0	0	0	1	1
SORENSEN Pernille 3b	1	1	1	1	0	0	0	0	0	0	0	0	0	0	0	0	0	0	0	0
THORSLUND Carina cf	4	2	1	1	0	0	0	0	0	0	0	0	1	0	1	0	0	1	0	0
NIELSEN Mathilde lb/opo/p/p	4	2	3	2	0	0	0	0	1	0	0	0	0	0	0	0	0	1	3	0
STOCKFORD NILHÖJ Tia rf/2b	4	0	0	0	0	0	0	0	0	0	0	0	0	0	0	0	0	1	1	1
THOMSEN Katja c	2	1	1	2	0	0	0	2	1	0	0	0	0	0	0	0	0	6	1	0
MILNE Fiona dp/lb/pr/lb	3	0	0	0	0	0	0	0	0	0	0	0	0	0	0	0	0	5	0	0
BRINK HINZE Sara p	1	0	1	0	0	0	0	0	0	0	0	0	0	0	0	0	0	0	0	0
DOLLERUP Line 2b	0	0	0	0	0	0	0	1	0	0	0	0	0	0	0	0	0	1	0	0
MAJ OLSEN Sofie pr/rf	2	0	1	1	0	0	0	0	0	0	0	0	0	0	0	0	0	1	0	0
BRINK HINZE Sara p/opo	0	0	0	0	0	0	0	0	0	0	0	0	0	0	0	0	0	0	0	0
Totals	29	10	12	7	1	0	0	4	5	0	0	2	0	2	0	1	0	18	7	2

Slovakia 3



PLAYER	AB	R	H	BI	2B	3B	HR	BB	SB	CS	HP	SH	SF	SO	IBB	KL	GDP	PO	A	E
SUCHOSOVA Lucia cf	2	1	0	0	0	0	0	1	0	0	0	0	0	0	0	0	0	0	0	0
GUNISOVA Lenka 3b	3	1	0	0	0	0	0	0	0	0	0	0	0	0	0	0	0	0	4	0
MIHALKOVA Klaudia p	2	1	1	0	0	0	0	1	0	0	0	0	0	0	0	0	0	1	2	0
GRMANOVA Patricia pr	0	0	0	0	0	0	0	0	0	0	0	0	0	0	0	0	0	0	0	0
LINCMAIEROVA Laura p	0	0	0	0	0	0	0	0	0	0	0	0	0	0	0	0	0	0	0	0
DRGOSOVA Dana ss	3	0	1	1	0	0	0	0	0	0	0	0	0	0	0	0	0	2	1	1
VESPEROVA Tereza c	3	0	0	0	0	0	0	0	0	0	0	0	0	1	0	0	0	2	0	1
KOPLOVA Tereza lf	2	0	0	0	0	0	0	1	0	0	0	0	0	2	0	0	0	2	0	0
CSOMOROVA Terezia dp	3	0	1	0	0	0	0	0	0	0	0	0	0	0	0	0	0	0	0	0
DEAKOVA Erika lb	3	0	1	0	0	0	0	0	0	0	0	0	0	0	0	0	0	8	0	0
HORVATHOVA Kristina rf	3	0	1	0	0	0	0	0	0	0	0	0	0	1	0	0	0	1	0	0
ZaPRASNa Elisabeth 2b	0	0	0	0	0	0	0	0	0	0	0	0	0	0	0	0	0	2	1	0
Totals	24	3	5	1	0	0	0	3	0	0	0	0	0	4	0	0	0	18	8	2

Denmark	IP	H	R	ER	BB	SO	WP	HP	IP	IBB	SH	SF	2B	3B	HR	AB	BF	FO	GO	NP
BRINK HINZE Sara	1.0	1	3	1	2	2	3	0	1	0	0	0	0	0	0	5	7	1	0	29
NIELSEN Mathilde W,1-0	5.0	4	0	0	1	2	1	0	0	0	0	0	0	0	0	19	20	6	6	67

Slovakia	IP	H	R	ER	BB	SO	WP	HP	IP	IBB	SH	SF	2B	3B	HR	AB	BF	FO	GO	NP
MIHALKOVA Klaudia L,0-2	5.1	12	10	7	3	2	0	0	0	0	2	0	1	0	0	27	32	7	7	79
LINCMAIEROVA Laura	0.2	0	0	0	1	0	1	0	0	0	0	0	0	0	0	2	3	1	1	11

Umpires: HP-Sara Jacob (CAN), 1B-Thomas LOHNERT (GER), 3B-Martin CHMELÍK (CZE)  
 Scorers: Táňa NEVĚŘILOVÁ (CZE), Jiří Kotlas (CZE)  
 TC: Sandra Gouverneur (NED)  
 Start: 11:01 Time: 1:50 Attendance: 17 Weather:  
 Game Notes: None  
 Game: 18

# Game Summary 19

	<b>Croatia (CRO) – Poland (POL)</b> <b>2 – 9</b>	
---	---	---

Sep 08, 2025 at Prague (CZE) (Eagles - Field 1)

-----  
 Croatia.....002 00 - 2 3 3  
 Poland.....102 42 - 9 9 2  
 -----

## Croatia 2

PLAYER	AB	R	H	BI	2B	3B	HR	BB	SB	CS	HP	SH	SF	SO	IBB	KL	GDP	PO	A	E
SVEC Lucija 2b	3	0	0	0	0	0	0	0	0	0	0	0	0	0	0	0	0	2	1	1
MANDIS Katarina ss	2	1	0	0	0	0	0	1	1	0	0	0	0	0	0	0	0	1	2	0
SLISKO Mara 3b	3	1	1	1	0	0	0	0	0	0	0	0	0	0	0	1	3	0	0	0
ORESKOVIS Matea c/opo/lb	1	0	1	1	0	0	0	1	0	0	0	0	0	0	0	0	0	0	0	0
BAILLO Lana lf	2	0	0	0	0	0	0	0	0	0	0	0	0	0	0	0	0	0	0	0
BERISIC Nina p/opo	2	0	1	0	0	0	0	0	0	0	0	0	0	0	0	0	0	0	0	0
LIGOVICH Valentina cf	1	0	0	0	0	0	0	1	1	1	0	0	0	0	0	0	0	3	0	0
TOSIS Josipa dp/c	2	0	0	0	0	0	0	0	0	0	0	0	0	0	0	0	0	2	1	2
JURAS Paola rf/opo/p	2	0	0	0	0	0	0	0	0	0	0	0	1	0	0	0	0	0	0	0
PERISA Mihaela lb/rf	0	0	0	0	0	0	0	0	0	0	0	0	0	0	0	0	0	3	0	0
Totals	18	2	3	2	0	0	0	3	2	1	0	0	0	1	0	0	1	14	4	3

## Poland 9



PLAYER	AB	R	H	BI	2B	3B	HR	BB	SB	CS	HP	SH	SF	SO	IBB	KL	GDP	PO	A	E
KIRSANOW Julia ss	2	3	2	0	0	1	0	2	0	0	0	0	0	0	0	0	0	2	4	2
ROMO Ella 2b	3	0	2	1	0	0	0	1	0	0	0	0	0	0	0	0	0	1	5	0
ZIELISSKA Aleksandra cf	3	0	1	3	0	0	0	1	0	0	0	0	0	0	0	0	0	3	0	0
KOZIOS Emilia p	3	0	1	3	0	0	0	0	0	0	0	0	0	0	0	0	0	0	0	0
GRZESZCZAK Aleksandr lf	3	0	0	0	0	0	0	0	0	0	0	0	0	0	0	0	0	0	0	0
SMEDEK Zuzanna c	2	1	1	0	0	0	0	1	0	0	0	0	0	0	0	0	0	2	1	0
SZCZYPKA Sandra 3b	2	1	2	0	0	0	0	0	1	1	0	0	0	0	0	0	0	0	0	0
NIESMIASEK Krystyna pr	0	1	0	0	0	0	0	0	0	0	0	0	0	0	0	0	0	0	0	0
SASKOWSKA Anna rf	2	0	0	0	0	0	0	0	0	0	0	0	1	0	0	0	0	0	0	0
MICHNA Natalia rf	1	0	0	0	0	0	0	0	0	0	0	0	0	0	0	0	0	0	0	0
PYCH Judyta lb	2	2	0	2	0	0	0	0	0	0	1	0	0	0	0	0	0	7	0	0
WASZAK Zofia pr	0	1	0	0	0	0	0	0	0	0	0	0	0	0	0	0	0	0	0	0
Totals	23	9	9	9	0	1	0	5	0	1	2	0	0	1	0	0	0	15	10	2

Croatia	IP	H	R	ER	BB	SO	WP	HP	IP	IBB	SH	SF	2B	3B	HR	AB	BF	FO	GO	NP
BERISIC Nina L,0-2	4.2	9	9	7	3	1	0	2	0	0	0	0	0	1	0	23	28	8	4	87
JURAS Paola	0.0	0	0	0	2	0	0	0	0	0	0	0	0	0	0	2	0	0	11	

Poland	IP	H	R	ER	BB	SO	WP	HP	IP	IBB	SH	SF	2B	3B	HR	AB	BF	FO	GO	NP
KOZIOS Emilia W,1-0	5.0	3	2	0	3	1	0	0	0	0	0	0	0	0	0	18	21	5	8	75

Umpires: HP-Pavel Menšík (CZE), 1B-Tom Bosmans (BEL), 3B-Britt Nielandt (BEL)  
 Scorers: Petr MORAVEC (CZE), Pavla Mádrová (CZE)  
 TC: Gabriele HARDINGER (AUT)  
 Start: 13:03 Time: 1:26 Attendance: 30 Weather: Cloudy, 20C  
 Game Notes: None

# Game Summary 20

	<b>Spain (ESP) – Italy (ITA)</b> <b>5 – 3</b>	
---	--	---

Sep 08, 2025 at Prague (CZE) (Spectrum Praha)

Spain.....102 010 1 - 5 4 1  
Italy.....000 210 0 - 3 8 3

### Spain 5

PLAYER	AB	R	H	BI	2B	3B	HR	BB	SB	CS	HP	SH	SF	SO	IBB	KL	GDP	PO	A	E
CAICOYA Maria rf	3	2	0	0	0	0	0	1	0	0	0	0	0	0	0	0	0	2	0	0
BLESA Meritxell 2b	1	0	0	0	0	0	0	1	0	0	0	2	0	0	0	0	0	3	0	1
PISon Maialen pr	0	1	0	0	0	0	0	0	0	0	0	0	0	0	0	0	0	0	0	0
MODREGO Uxua cf	3	1	1	0	0	0	0	1	1	0	0	0	0	0	0	0	0	2	0	0
CAICOYA Carmen p	3	0	1	2	1	0	0	0	0	0	0	0	0	2	0	0	0	0	1	0
ALONSO Beatriz p	0	0	0	0	0	0	0	1	0	0	0	0	0	0	0	0	0	0	0	0
LEDEZMA Sorangel 3b	2	1	1	2	0	0	1	1	0	0	0	0	1	0	0	0	0	4	0	0
LOIDI Sara 1b	3	0	0	0	0	0	0	0	0	0	0	0	0	1	0	1	0	1	0	0
ALVAREZ Estibaliz ph	0	0	0	0	0	0	0	1	0	0	0	0	0	1	0	0	0	0	0	0
MARIN PARRA ABRIL lf	3	0	0	0	0	0	0	1	0	0	0	0	0	2	0	0	0	4	0	0
DENIA Yulan ss	2	0	1	0	0	0	0	0	0	0	0	1	0	1	0	0	0	0	1	0
VALLS Maria c	2	0	0	0	0	0	0	0	0	0	0	0	0	2	0	1	0	5	0	0
GARCIA Candela ph	1	0	0	0	0	0	0	0	0	0	0	0	0	0	0	0	0	0	0	0
RAMIREZ Anyibell	0	0	0	0	0	0	0	0	0	0	0	0	0	0	0	0	0	0	1	0
Totals	23	5	4	4	1	0	1	7	1	0	0	3	1	8	1	2	0	21	3	1

### Italy 3

PLAYER	AB	R	H	BI	2B	3B	HR	BB	SB	CS	HP	SH	SF	SO	IBB	KL	GDP	PO	A	E
DAYTON Isabella Mari cf	4	0	1	0	0	0	0	0	0	0	0	0	0	0	0	0	0	1	0	0
CECCHETTI Elisa c	3	0	1	0	0	0	0	1	0	0	0	0	0	0	0	0	0	7	2	1
VIGNA Laura lf	2	0	0	0	0	0	0	0	0	0	1	1	0	0	0	0	0	1	0	0
PIANCASTELLI Erika 1b	4	1	1	1	0	0	1	0	0	0	0	0	0	0	0	0	0	7	1	0
BARBARA Mc Kenzie dp	3	1	2	0	0	0	0	1	0	0	0	0	0	0	0	0	0	0	0	0
GIACOMETTI Noemi pr	0	0	0	0	0	0	0	0	0	0	0	0	0	0	0	0	0	0	0	0
DI PANCRAZIO Felicia rf	4	0	0	0	0	0	0	0	0	0	0	0	0	1	0	0	0	1	0	0
LONGHI Giulia 3b	4	1	1	0	0	0	0	0	0	0	0	0	0	1	0	0	0	2	0	0
SHELDON Melany ss/pr/ss	1	0	0	0	0	0	0	0	0	0	0	0	0	1	0	0	0	0	0	0
GASPAROTTO Marta ph/ss	1	0	1	0	0	0	0	1	0	0	0	0	0	0	0	0	0	0	0	0
ROTONDO Alessandra 2b	3	0	1	2	1	0	0	0	0	0	0	0	1	0	1	0	0	2	3	0
BIGATTON Laura p	0	0	0	0	0	0	0	0	0	0	0	0	0	0	0	0	0	0	1	2
LACATENA Alexia p/p	0	0	0	0	0	0	0	0	0	0	0	0	0	0	0	0	0	0	1	0
VERNI Julianna Mari p	0	0	0	0	0	0	0	0	0	0	0	0	0	0	0	0	0	0	1	0
Totals	29	3	8	3	1	0	1	3	0	0	1	1	0	4	0	1	0	21	9	3

Spain	IP	H	R	ER	BB	SO	WP	HP	IP	IBB	SH	SF	2B	3B	HR	AB	BF	FO	GO	NP
CAICOYA Carmen	3.0	3	1	1	1	2	0	1	0	0	1	0	0	0	0	11	14	6	1	64
RAMIREZ Anyibell	1.0	4	2	2	1	0	0	0	0	0	0	0	1	0	1	7	8	1	2	39
ALONSO Beatriz W,1-0	3.0	1	0	0	1	2	0	0	0	0	0	0	0	0	0	11	12	5	2	64

Italy	IP	H	R	ER	BB	SO	WP	HP	IP	IBB	SH	SF	2B	3B	HR	AB	BF	FO	GO	NP
BIGATTON Laura L,0-1	2.1	1	3	1	3	2	1	0	0	0	2	0	1	0	0	8	13	0	6	53
LACATENA Alexia	2.2	2	1	1	1	2	0	0	0	0	0	0	0	0	1	10	11	4	2	46
VERNI Julianna Mari	2.0	1	1	1	3	4	0	0	0	1	1	1	0	0	0	5	10	1	1	40

Umpires: HP-Tomo Žezlina (SLO), 1B-Alexander Levine (GBR), 3B-Nicolas CRULLI (FRA)  
 Scorers: David BECK (CZE), Petr MATOUŠ (CZE)  
 TC: Arjan Baanen (NED)  
 Start: 13:01 Time: 2:59 Attendance: 168 Weather: Partly cloudy, 19°C / 66°F  
 Game Notes: None

# Game Summary 21

	<b>Israel (ISR) – Austria (AUT)</b> <b>2 – 1</b>	
---	---	---

Sep 08, 2025 at Prague (CZE) (Eagles - Field 2)

-----  
 Israel.....000 020 0 - 2 4 3  
 Austria.....000 010 0 - 1 4 1  
 -----

## Israel 2

PLAYER	AB	R	H	BI	2B	3B	HR	BB	SB	CS	HP	SH	SF	SO	IBB	KL	GDP	PO	A	E
LEWIS MADDY 2b	3	1	1	0	0	0	0	0	0	0	1	0	0	0	0	0	0	0	2	0
GOTTLIEB ELIANA RUBY rf	4	1	2	1	1	0	0	0	1	0	0	0	0	0	0	0	0	1	1	0
VANDEWATER TARA c	3	0	0	0	0	0	0	1	0	0	0	0	0	0	0	0	0	9	1	0
SALZMAN RUBY ISABELL cf	4	0	0	0	0	0	0	0	0	0	0	0	0	1	0	1	0	0	0	0
SHERMAN JULIA dp	2	0	0	0	0	0	0	2	0	0	0	0	0	0	0	0	0	0	0	0
KAPLAN EDITH 3b	1	0	0	0	0	0	0	2	0	0	0	0	0	0	0	0	0	0	2	0
GILBERT SYDNEY ROSE lf	2	0	0	0	0	0	0	1	0	0	0	0	0	0	0	0	0	1	0	0
LICHT AMANDA DONA lb	3	0	0	0	0	0	0	0	0	0	0	0	0	1	0	0	0	10	0	1
RITCHIE ARIZONA SAGE ss	3	0	1	0	0	0	0	0	0	0	0	0	0	0	0	0	0	0	3	2
WAMPLER ROBYN SUE p	0	0	0	0	0	0	0	0	0	0	0	0	0	0	0	0	0	0	2	0
Totals	25	2	4	1	1	0	0	6	1	0	1	0	0	2	0	1	0	21	11	3

## Austria 1

PLAYER	AB	R	H	BI	2B	3B	HR	BB	SB	CS	HP	SH	SF	SO	IBB	KL	GDP	PO	A	E
SILLIPP Elisabeth ss	3	0	0	0	0	0	0	0	0	0	0	0	0	1	0	0	0	1	2	1
SCHNEIDER Lya lf	2	0	0	0	0	0	0	0	0	0	0	0	0	2	0	0	0	2	1	0
MERIAUX Caroline ph	1	0	0	0	0	0	0	0	0	0	0	0	0	1	0	0	0	0	0	0
BETTSTEIN Olivia cf	3	0	1	0	0	0	0	0	0	0	0	0	0	0	0	0	0	2	0	0
KAINDL Ina lb	2	0	1	0	0	0	0	0	0	0	0	1	0	0	0	0	0	5	0	0
MC GARRY Louise 3b	2	0	0	0	0	0	0	0	0	0	0	0	0	2	0	1	0	3	2	0
GANTNER Matilda ph	1	0	0	0	0	0	0	0	0	0	0	0	0	0	0	0	0	0	0	0
DE ROUIN Sophie 2b	3	0	0	0	0	0	0	0	0	0	0	0	0	1	0	0	0	1	1	0
MAURACHER Bianca rf	3	0	0	0	0	0	0	0	0	0	0	0	0	1	0	0	0	1	0	0
LACKNER-KEIL Martina dp/p/dp	3	0	2	0	1	0	0	0	0	0	0	0	0	1	0	0	0	0	0	0
BENTZ Lara pr	0	1	0	0	0	0	0	0	0	0	0	0	0	0	0	0	0	0	0	0
KARNER Lea c	2	0	0	0	0	0	0	0	0	0	0	0	0	0	0	0	0	6	0	0
ORLOVITS-ZAIDAN Deni ph	1	0	0	0	0	0	0	0	0	0	0	0	0	1	0	0	0	0	0	0
HANIKA Emma p	0	0	0	0	0	0	0	0	0	0	0	0	0	0	0	0	0	0	2	0
Totals	26	1	4	0	1	0	0	0	0	0	0	1	0	10	0	1	0	21	8	1

Israel	IP	H	R	ER	BB	SO	WP	HP	IP	IBB	SH	SF	2B	3B	HR	AB	BF	FO	GO	NP
WAMPLER ROBYN SUE W,2-0	0.0	0	0	0	0	0	0	0	0	0	0	0	0	0	0	0	0	0	0	0
WAMPLER ROBYN SUE	7.0	4	1	0	0	10	0	0	0	0	1	0	1	0	0	26	27	2	9	84

Austria	IP	H	R	ER	BB	SO	WP	HP	IP	IBB	SH	SF	2B	3B	HR	AB	BF	FO	GO	NP
HANIKA Emma L,2-1	3.2	2	2	1	2	0	0	1	0	0	0	0	1	0	0	14	17	8	3	68
LACKNER-KEIL Martina	3.1	2	0	0	4	2	0	0	0	0	0	0	0	0	0	11	15	4	3	53

Umpires: HP-Sandro Sina (ITA), 1B-Santiago Aguilera (DOM), 3B-Sara Jacob (CAN)  
 Scorers: Jiří Kotlas (CZE), Barbora HOUDKOVÁ (CZE)  
 TC: Sandra Gouverneur (NED)  
 Start: 16:00 Time: 1:56 Attendance: 54 Weather: Sunny  
 Game Notes: 21

# Game Summary 22



## Greece (GRE) – Great Britain (GBR) 0 – 12



Sep 08, 2025 at Prague (CZE) (Eagles - Field 1)

-----  
 Greece.....000 0 - 0 0 4  
 Great Britain.....471 (X) - 12 11 0  
 -----

### Greece 0

PLAYER	AB	R	H	BI	2B	3B	HR	BB	SB	CS	HP	SH	SF	SO	IBB	KL	GDP	PO	A	E
POLYDOROS Georgia Ch cf	1	0	0	0	0	0	0	1	0	1	0	0	0	1	0	0	0	1	0	0
STAVROU Zoe 3b	2	0	0	0	0	0	0	0	0	0	0	0	0	2	0	0	0	0	1	0
BOURNIAS Evangeline 3b	0	0	0	0	0	0	0	0	0	0	0	0	0	0	0	0	0	0	0	0
PESS Olivia Nicole lf	2	0	0	0	0	0	0	0	0	0	0	0	0	2	0	0	0	0	2	0
PAPPAS Sophie ss	1	0	0	0	0	0	0	1	0	0	0	0	0	1	0	0	0	0	2	1
XENIDIS Kasey Lee dp/p	2	0	0	0	0	0	0	0	0	0	0	0	2	0	0	0	0	0	0	0
LYSIKATOS Tselsi Nik c	2	0	0	0	0	0	0	0	0	0	0	0	0	2	0	1	0	0	3	0
NYKAZA BRIANNA 2b	0	0	0	0	0	0	0	0	0	0	1	0	0	0	0	0	0	0	2	0
ZEPEDA Maria lb	0	0	0	0	0	0	0	0	0	0	1	0	0	0	0	0	0	0	3	0
PATONIS DEMI ANN rf	1	0	0	0	0	0	0	0	0	0	0	0	0	1	0	1	0	0	0	0
STAVROU Loren p	0	0	0	0	0	0	0	0	0	0	0	0	0	0	0	0	0	0	0	0
Totals	11	0	0	0	0	0	0	2	0	1	2	0	0	11	0	2	0	9	5	4

### Great Britain 12

PLAYER	AB	R	H	BI	2B	3B	HR	BB	SB	CS	HP	SH	SF	SO	IBB	KL	GDP	PO	A	E
WARSOP Tia Amelia cf	3	2	2	1	0	0	0	0	0	0	0	0	0	0	0	0	0	0	0	0
BURGE Katie ss	3	2	1	2	0	1	0	0	0	0	0	0	0	0	0	0	0	1	0	0
KERR Jahni lf	3	1	1	1	0	0	0	0	1	0	0	0	0	1	0	0	0	0	0	0
EDWARDS Cara Hope c	3	1	1	0	0	0	0	0	1	0	0	0	0	1	0	1	0	11	1	0
THOMPSON Jenna Eliza 3b	3	3	2	2	0	0	0	0	0	0	0	0	0	0	0	0	0	0	0	0
SNOW Alana lb	1	2	1	0	0	0	0	0	0	0	2	0	0	0	0	0	0	0	0	0
CORRICK Georgina p	2	0	1	3	1	0	0	0	0	0	0	0	0	0	0	0	0	0	0	0
MONTICELLI Paytn p	1	0	0	0	0	0	0	0	0	0	0	0	0	1	0	1	0	0	0	0
KRUEGER Mia Kathryn dp	1	0	0	0	0	0	0	0	0	0	1	0	0	0	0	0	0	0	0	0
TEAGUE Sydney Elizab ph/dp	1	0	1	1	0	0	0	0	0	0	0	0	0	0	0	0	0	0	0	0
CHAN Jessica May Cat rf	3	1	1	1	0	0	0	0	0	0	0	0	0	0	0	0	0	0	0	0
HIRAI Laura 2b	0	0	0	0	0	0	0	0	0	0	0	0	0	0	0	0	0	0	0	0
Totals	24	12	11	11	1	1	0	0	2	0	3	0	0	3	0	2	0	12	1	0

Greece	IP	H	R	ER	BB	SO	WP	HP	IP	IBB	SH	SF	2B	3B	HR	AB	BF	FO	GO	NP
STAVROU Loren L,0-1	1.0	6	10	5	0	1	0	1	0	0	0	0	1	1	0	13	14	1	1	41
XENIDIS Kasey Lee	2.0	5	2	2	0	2	0	2	0	0	0	0	0	0	0	11	13	2	2	38

Great Britain	IP	H	R	ER	BB	SO	WP	HP	IP	IBB	SH	SF	2B	3B	HR	AB	BF	FO	GO	NP
CORRICK Georgina W,1-0	2.0	0	0	0	1	5	0	0	0	0	0	0	0	0	0	5	6	0	0	28
MONTICELLI Paytn	2.0	0	0	0	1	6	1	2	0	0	0	0	0	0	0	6	9	0	0	37

Umpires: HP-Galip Sönmez (GER), 1B-Thomas LOHNERT (GER), 3B-Jeanot VAN VLIET (NED)  
 Scorers: Julie ONDERKOVÁ (CZE), Petr MORAVEC (CZE)  
 TC: Gabriele HARDINGER (AUT)  
 Start: 16:34 Time: 1:14 Attendance: 70 Weather:  
 Game Notes: None

# Game Summary 23

	<b>Ukraine (UKR) – Switzerland (SUI)</b> <b>11 – 4</b>	
---	---	---

Sep 08, 2025 at Prague (CZE) (SaBaT)

-----  
 Ukraine.....031 200 5 - 11 13 2  
 Switzerland.....101 100 1 - 4 8 1  
 -----

Ukraine 11

PLAYER	AB	R	H	BI	2B	3B	HR	BB	SB	CS	HP	SH	SF	SO	IBB	KL	GDP	PO	A	E
HULIAIEVA ANNA lf	2	1	2	2	0	0	0	1	0	0	0	0	0	0	0	0	0	0	0	0
GALKINA POLINA lf	1	0	0	0	0	0	0	1	0	0	0	0	0	0	0	0	0	0	0	0
KIKHTENKO HANNA rf	3	0	0	0	0	0	0	0	0	0	1	0	1	0	1	0	0	0	0	0
OLIINYK VALERIIA ph	1	0	0	0	0	0	0	0	0	0	0	0	0	0	0	0	0	0	0	0
VOITENKO Karyna ss	5	1	2	1	0	0	0	0	0	0	0	0	0	0	0	0	0	3	3	0
KHODAKOVSKA Anna c	3	0	0	1	0	0	0	1	0	0	0	0	0	0	0	0	0	6	3	0
KOBYLIANSKA Daria dp/ph/dp	2	2	1	0	0	0	0	1	0	0	0	0	0	0	0	0	0	0	0	0
SOMOTOVA MARIIA ph/dp	1	0	0	0	0	0	0	0	0	0	0	0	0	0	0	0	0	0	0	0
SHUPNIAK ANNA 3b	3	2	2	0	2	0	0	1	0	0	0	0	0	0	0	0	0	0	5	0
SOCHNIEVA HALYNA 1b	4	2	2	1	0	0	0	0	0	0	0	0	0	0	0	0	1	9	0	0
MATSKEVYCH Yana cf	2	1	1	1	0	0	0	1	0	0	0	0	0	0	0	0	0	0	0	1
CALEEN KAITLYN MARIE ph	1	1	1	2	1	0	0	0	0	0	0	0	0	0	0	0	0	0	0	0
MALIK YULIIA p	2	0	2	2	0	0	0	0	0	0	1	0	0	0	0	0	0	1	2	1
BEZLATNIA VIKTORIIA ph	1	1	0	0	0	0	0	0	0	0	0	0	0	0	0	0	0	0	0	0
TKACHENKO POLINA 2b	0	0	0	0	0	0	0	0	0	0	0	0	0	0	0	0	0	2	2	0
Totals	31	11	13	10	3	0	0	6	0	0	0	2	0	1	0	0	1	21	15	2

Switzerland 4

PLAYER	AB	R	H	BI	2B	3B	HR	BB	SB	CS	HP	SH	SF	SO	IBB	KL	GDP	PO	A	E
ZEHNDER Kimberly ss	2	3	1	0	0	0	0	1	0	0	1	0	0	0	0	0	0	1	6	0
FISCHER Jody Carolin cf	3	0	1	0	0	0	0	0	0	0	0	0	0	0	0	0	0	0	0	0
LUTZ Solana ph	1	0	0	0	0	0	0	0	0	0	0	0	0	0	0	0	0	0	0	0
JAMEYSON Mariah Elis c	4	0	2	2	0	0	0	0	1	1	0	0	0	0	0	0	0	2	1	0
REINECKE Julia Celin 3b/lb	1	0	0	0	0	0	0	0	0	0	0	0	0	1	0	0	0	4	2	0
MATHIS Amy ph/lb	3	0	0	0	0	0	0	0	0	0	0	0	0	1	0	0	0	5	0	0
SCHMID Celina 2b	3	0	0	0	0	0	0	0	0	0	0	0	1	0	0	0	0	2	2	0
ADKINS Reya Cheyenne rf	3	1	2	0	0	0	0	0	0	1	0	0	0	0	0	0	0	0	0	0
BRANDLI Andrea lf	3	0	2	1	1	0	0	0	0	0	0	0	0	1	0	0	0	1	0	0
ZEHNDER Michelle Mar 1b/3b	2	0	0	0	0	0	0	0	0	0	1	0	0	0	0	0	0	6	3	0
ENTNER Josianne dp	2	0	0	0	0	0	0	0	0	0	0	0	0	1	0	1	0	0	0	0
LIECHTI Janina Amand ph	1	0	0	0	0	0	0	0	0	0	0	0	0	0	0	0	0	0	0	0
HEIMGARTNER BOCK Kar p	0	0	0	0	0	0	0	0	0	0	0	0	0	0	0	0	0	0	0	0
SCHATTON Felicitas p	0	0	0	0	0	0	0	0	0	0	0	0	0	0	0	0	0	0	0	1
LUTZ Riona p	0	0	0	0	0	0	0	0	0	0	0	0	0	0	0	0	0	0	0	0
Totals	28	4	8	3	1	0	0	1	1	2	2	0	0	5	0	1	0	21	14	1

Ukraine	IP	H	R	ER	BB	SO	WP	HP	IP	IBB	SH	SF	2B	3B	HR	AB	BF	FO	GO	NP
MALIK YULIIA W,2-0	7.0	8	4	3	1	5	0	2	0	0	0	0	1	0	0	28	31	3	11	109

Switzerland	IP	H	R	ER	BB	SO	WP	HP	IP	IBB	SH	SF	2B	3B	HR	AB	BF	FO	GO	NP
HEIMGARTNER BOCK Kar L,2-1	2.0	5	3	3	1	1	0	0	0	0	2	0	1	0	0	9	12	1	4	40
SCHATTON Felicitas	4.1	5	6	6	4	0	0	0	0	0	0	0	1	0	0	17	21	4	8	69
LUTZ Riona	0.2	3	2	2	1	0	0	0	0	0	0	0	1	0	0	5	6	0	2	25

Umpires: HP-Luka Rilović (CRO), 1B-Svata Smysl (CZE), 3B-Lewis Hamilton (SWE)  
 Scorers: Matěj Sedláček (CZE), Petra KUBÍNOVÁ (CZE)  
 TC: Wout ISBOUITS (NED)  
 Start: 16:30 Time: 2:11 Attendance: 36 Weather: Partly Cloudy, 22°C  
 Game Notes: None

# Game Summary 24



## Germany (GER) – Czechia (CZE) 3 – 5



Sep 08, 2025 at Prague (CZE) (Spectrum Praha)

Germany.....010 001 1 - 3 10 3  
Czechia.....210 020 (X) - 5 6 1

### Germany 3

PLAYER	AB	R	H	BI	2B	3B	HR	BB	SB	CS	HP	SH	SF	SO	IBB	KL	GDP	PO	A	E
SZALAY Katharina ss	4	0	2	0	0	0	0	0	0	0	0	0	0	0	0	0	0	2	3	0
KuHLER Amelie rf	3	1	0	0	0	0	0	0	0	0	0	1	0	1	0	1	0	0	0	0
WEIL Jessica 2b	3	0	1	0	0	0	0	1	0	0	0	0	0	1	0	1	0	3	0	0
BISWAS Lioba 3b	3	0	2	1	1	0	0	0	0	0	0	1	0	0	0	0	0	0	2	0
ROTH Amelie pr	0	0	0	0	0	0	0	0	0	0	0	0	0	0	0	0	0	0	0	0
LANKHORST Lee dp/p/dp/lb	4	0	0	0	0	0	0	0	0	0	0	0	0	1	0	0	0	2	1	0
LAGLER Mara lb	1	0	0	0	0	0	0	0	0	0	0	0	0	1	0	1	0	6	0	1
SCHWIPPERT Lina ph	1	0	0	0	0	0	0	0	0	0	0	0	0	0	0	0	0	0	0	0
SISTIG Jana ph/opo	1	1	1	0	1	0	0	0	0	0	0	0	0	0	0	0	0	0	0	0
BLOCK Sarissa cf	3	1	2	0	0	0	0	0	0	0	0	0	0	0	0	0	0	2	0	0
WEIL Jennifer c	2	0	1	1	1	0	0	0	0	0	0	0	0	1	0	0	0	3	2	1
PIOTROWSKI Angelika ph	1	0	1	1	0	0	0	0	0	0	0	0	0	0	0	0	0	0	0	0
PAPE Josefine pr	0	0	0	0	0	0	0	0	0	0	0	0	0	0	0	0	0	0	0	0
EITING Jacqueline lf	2	0	0	0	0	0	0	0	0	0	0	0	1	0	0	0	0	0	0	1
BREUNINGER Jule lf	1	0	0	0	0	0	0	0	0	0	0	0	0	0	0	0	0	0	0	0
HELD Hannah p	0	0	0	0	0	0	0	0	0	0	0	0	0	0	0	0	0	0	0	0
Totals	29	3	10	3	3	0	0	1	0	0	0	2	0	6	0	3	0	18	8	3

### Czechia 5

PLAYER	AB	R	H	BI	2B	3B	HR	BB	SB	CS	HP	SH	SF	SO	IBB	KL	GDP	PO	A	E
VODISKOVA Ema ss	3	1	1	0	0	0	0	1	1	0	0	0	0	0	0	0	0	1	2	0
KLIMPLOVA Veronika 3b	3	1	0	0	0	0	0	1	0	0	0	0	0	1	0	0	0	0	2	1
SAVIOLA Barbora rf	3	1	1	1	0	0	1	0	0	0	1	0	1	0	1	0	0	1	0	0
SLABA Gabriela 2b	1	1	0	0	0	0	0	2	1	0	0	0	0	0	1	0	0	0	1	0
SURILLOVA Michaela 2b	0	0	0	0	0	0	0	0	0	0	0	0	0	0	0	0	0	1	0	0
PECKOVA Michaela dp	3	0	1	1	0	0	0	0	0	0	0	0	0	0	0	0	0	0	0	0
STEJSKALOVA Eliška lf	2	0	1	2	0	0	0	1	0	0	0	0	0	0	0	0	0	1	0	0
KOPICOVA Natalie cf	3	0	0	0	0	0	0	0	0	0	0	0	0	2	0	0	0	0	0	0
FURKOVA Jana lb	3	1	2	0	1	0	0	0	1	0	0	0	0	0	0	0	0	11	0	0
VACKOVA Katerina c	3	0	0	0	0	0	0	0	0	0	0	0	0	0	0	0	0	6	0	0
ZOULOVA Anna p	0	0	0	0	0	0	0	0	0	0	0	0	0	0	0	0	0	0	1	0
LINKOVA Adela p	0	0	0	0	0	0	0	0	0	0	0	0	0	0	0	0	0	0	0	0
KINDERMANNOVA KateSi p	0	0	0	0	0	0	0	0	0	0	0	0	0	0	0	0	0	0	0	0
Totals	24	5	6	4	1	0	1	5	2	1	0	1	0	4	1	1	0	21	6	1

Germany	IP	H	R	ER	BB	SO	WP	HP	IP	IBB	SH	SF	2B	3B	HR	AB	BF	FO	GO	NP
HELD Hannah	2.0	3	2	2	3	3	1	0	0	0	0	0	0	0	1	9	12	1	2	52
LANKHORST Lee L,0-2	4.0	3	3	2	2	1	0	0	0	1	1	0	1	0	0	15	18	6	5	53

Czechia	IP	H	R	ER	BB	SO	WP	HP	IP	IBB	SH	SF	2B	3B	HR	AB	BF	FO	GO	NP
ZOULOVA Anna	3.1	6	1	1	0	3	0	0	0	0	2	0	1	0	0	14	16	2	4	52
LINKOVA Adela W,1-0	3.1	4	2	2	1	3	1	0	0	0	0	0	2	0	0	14	15	3	4	50
KINDERMANNOVA KateSi	0.1	0	0	0	0	0	0	0	0	0	0	0	0	0	0	1	1	1	0	5

Umpires: HP-Tommasita Pavan (ITA), 1B-Tomo Žezlina (SLO), 3B-Alexander Levine (GBR)  
Scorers: Petr MATOUŠ (CZE), Zuzana VRŽÁKOVÁ (CZE)  
TC: Arjan Baanen (NED)  
Start: 16:36 Time: 2:14 Attendance: 213 Weather:  
Game Notes: None

# Game Summary 25

	<b>France (FRA) – Netherlands (NED)</b>	
<b>0 – 7</b>		

Sep 08, 2025 at Prague (CZE) (Eagles - Field 1)

-----  
 France.....000 00 - 0 1 1  
 Netherlands.....130 03 - 7 6 0  
 -----

France 0

PLAYER	AB	R	H	BI	2B	3B	HR	BB	SB	CS	HP	SH	SF	SO	IBB	KL	GDP	PO	A	E
PRADE Pauline 2b	1	0	0	0	0	0	0	1	0	1	1	0	0	1	0	1	0	1	1	0
HAUDIQUER Ines lf	3	0	0	0	0	0	0	0	0	0	0	0	0	2	0	1	0	0	0	0
ROGRON Kimane 3b	2	0	1	0	0	0	0	0	0	0	0	0	0	1	0	0	0	0	2	0
MAYEUX Melissa ss	1	0	0	0	0	0	0	1	0	0	0	0	0	1	0	0	0	3	1	0
TRIBOLET Eloise cf	2	0	0	0	0	0	0	0	0	0	0	0	0	0	0	0	0	0	0	0
SELLAM Lena c	1	0	0	0	0	0	0	1	0	0	0	0	0	0	0	0	0	2	1	0
ENRIONE-THORRAND Chi 1b	2	0	0	0	0	0	0	0	0	0	0	0	0	2	0	1	0	7	0	1
PAPAIN Lisa Anais rf	2	0	0	0	0	0	0	0	0	0	0	0	0	1	0	0	0	0	0	0
BROUARD Ambre dp	1	0	0	0	0	0	0	1	0	0	0	0	0	1	0	0	0	0	0	0
DE RIDDER Prapeng p	0	0	0	0	0	0	0	0	0	0	0	0	0	0	0	0	0	0	2	0
LE CHENADEC Louise p	0	0	0	0	0	0	0	0	0	0	0	0	0	0	0	0	0	0	1	0
Totals	15	0	1	0	0	0	0	4	0	1	1	0	0	9	0	3	0	13	8	1

Netherlands 7

PLAYER	AB	R	H	BI	2B	3B	HR	BB	SB	CS	HP	SH	SF	SO	IBB	KL	GDP	PO	A	E
VONK Britt ss	2	1	1	2	1	0	0	1	1	0	0	0	0	0	0	0	0	1	1	0
JANSEN Annemiek cf	1	0	0	0	0	0	0	1	0	1	0	1	0	1	0	0	0	0	0	0
VAN GURP Suka 2b	3	2	1	0	1	0	0	0	0	0	0	0	0	0	0	0	0	2	0	0
BEERS Brenda dp	2	1	1	0	0	0	0	1	0	0	0	0	0	0	0	0	0	0	0	0
VAN DALEN Maxime 1b	3	1	2	1	0	0	1	0	0	0	0	0	0	0	0	0	0	1	1	0
CHARLES Damishah 3b	0	0	0	1	0	0	0	2	0	0	0	0	0	0	0	0	0	1	0	0
VAN DER ZANDEN Cindy lf	2	0	0	0	0	0	0	0	0	0	0	0	0	0	0	0	0	1	0	0
WISSINK Laura c	2	1	1	0	0	1	0	0	0	0	0	0	0	0	0	0	0	9	2	0
PIAR Anaise rf	1	1	0	0	0	0	0	1	1	0	0	0	0	0	0	0	0	0	0	0
VOORTMAN Eva p	0	0	0	0	0	0	0	0	0	0	0	0	0	0	0	0	0	0	1	0
Totals	16	7	6	4	2	1	1	6	2	1	0	1	0	1	0	0	0	15	5	0

France	IP	H	R	ER	BB	SO	WP	HP	IP	IBB	SH	SF	2B	3B	HR	AB	BF	FO	GO	NP
DE RIDDER Prapeng L,0-1	1.0	3	4	4	4	1	1	0	0	0	0	0	1	1	0	6	10	0	2	45
LE CHENADEC Louise	3.1	3	3	3	2	0	1	0	0	0	1	0	1	0	1	10	13	4	4	59

Netherlands	IP	H	R	ER	BB	SO	WP	HP	IP	IBB	SH	SF	2B	3B	HR	AB	BF	FO	GO	NP
VOORTMAN Eva W,1-0	5.0	1	0	0	4	9	1	1	0	0	0	0	0	0	0	15	20	1	3	100

Umpires: HP-Britt Nielandt (BEL), 1B-Martin CHMELÍK (CZE), 3B-Santiago Aguilera (DOM)  
 Scorers: Táňa NEVĚŘILOVÁ (CZE), Julie ONDERKOVÁ (CZE)  
 TC: Gabriele HARDINGER (AUT)  
 Start: 19:30 Time: 1:50 Attendance: 69 Weather: Clear, 20 °C  
 Game Notes: None

# Game Summary 26

	<b>Israel (ISR) – Italy (ITA)</b> <b>1 – 11</b>	
---	--	---

Sep 09, 2025 at Prague (CZE) (Eagles - Field 1)

-----  
 Israel.....001 0 - 1 2 0  
 Italy.....220 7 - 11 8 1  
 -----

### Israel 1

PLAYER	AB	R	H	BI	2B	3B	HR	BB	SB	CS	HP	SH	SF	SO	IBB	KL	GDP	PO	A	E
LEWIS MADDY 2b	1	0	0	1	0	0	0	0	0	0	0	0	1	1	0	1	0	1	0	0
GOTTLIEB ELIANA RUBY rf	1	0	0	0	0	0	0	1	0	0	0	0	0	0	0	0	0	2	0	0
VANDEWATER TARA c	2	0	0	0	0	0	0	0	0	0	0	0	0	1	0	0	0	1	0	0
SALZMAN RUBY ISABELL cf	1	0	0	0	0	0	0	1	0	1	0	0	0	1	0	1	0	3	0	0
SHERMAN JULIA dp	2	0	0	0	0	0	0	0	0	0	0	0	0	1	0	1	0	0	0	0
KAPLAN EDITH 3b	2	0	0	0	0	0	0	0	0	0	0	0	0	0	0	0	0	1	1	0
GILBERT SYDNEY ROSE lf	2	1	1	0	0	0	0	0	0	0	0	0	0	0	0	0	0	1	0	0
LICHT AMANDA DONA 1b	1	0	1	0	0	0	0	0	0	0	0	0	0	0	0	0	0	2	0	0
RITCHIE ARIZONA SAGE ss	0	0	0	0	0	0	0	0	0	0	0	1	0	0	0	0	0	0	2	0
JACOBS Sara Abigail p	0	0	0	0	0	0	0	0	0	0	0	0	0	0	0	0	0	0	0	0
Totals	12	1	2	1	0	0	0	2	0	1	0	1	1	4	0	3	0	11	3	0

### Italy 11

PLAYER	AB	R	H	BI	2B	3B	HR	BB	SB	CS	HP	SH	SF	SO	IBB	KL	GDP	PO	A	E
DAYTON Isabella Mari cf	2	2	2	1	0	1	0	0	0	0	0	0	1	0	0	0	0	0	0	0
CECCHETTI Elisa ss	2	2	1	1	1	0	0	1	0	0	0	0	0	0	0	0	0	1	2	0
PIANCASTELLI Erika rf	2	1	1	2	1	0	0	1	0	0	0	0	0	0	1	0	0	1	0	0
BARBARA Mc Kenzie dp	2	1	0	0	0	0	0	1	0	0	0	0	0	0	1	0	0	0	0	0
GASPAROTTO Marta c	3	1	1	2	0	0	0	0	0	0	0	0	0	0	0	0	0	4	1	0
KOUTSOYANOPULOS Giul 1b	2	1	1	2	0	0	0	1	0	0	0	0	0	0	0	0	0	4	1	0
LONGHI Giulia 3b	3	0	1	1	0	0	0	0	0	0	0	0	0	0	0	0	0	0	3	0
VIGNA Laura lf	0	2	0	1	0	0	0	1	0	0	1	0	1	0	0	0	0	0	0	0
ROTONDO Alessandra 2b	2	1	1	1	0	1	0	0	0	0	0	0	0	0	0	0	0	2	0	1
TONIOLO Christina p	0	0	0	0	0	0	0	0	0	0	0	0	0	0	0	0	0	0	0	0
BIGATTON Laura p	0	0	0	0	0	0	0	0	0	0	0	0	0	0	0	0	0	0	0	0
Totals	18	11	8	11	2	2	0	5	0	0	1	0	2	0	2	0	0	12	7	1

Israel	IP	H	R	ER	BB	SO	WP	HP	IP	IBB	SH	SF	2B	3B	HR	AB	BF	FO	GO	NP
JACOBS Sara Abigail L,0-1	3.2	8	11	11	5	0	1	1	0	2	0	2	2	2	0	18	26	8	4	71

Italy	IP	H	R	ER	BB	SO	WP	HP	IP	IBB	SH	SF	2B	3B	HR	AB	BF	FO	GO	NP
TONIOLO Christina W,2-0	3.2	2	1	1	2	4	0	0	0	0	1	1	0	0	0	11	15	1	5	63
BIGATTON Laura	0.1	0	0	0	0	0	0	0	0	0	0	0	0	0	0	1	1	0	1	2

Umpires: HP-Martin CHMELÍK (CZE), 1B-Luka Rilović (CRO), 3B-Tomo Žezlina (SLO)  
 Scorers: Jiří Kotlas (CZE), Pavla Mádrová (CZE)  
 TC: Wout ISBOUITS (NED), Wout ISBOUITS (NED)  
 Start: 10:00 Time: 1:18 Attendance: 187 Weather:  
 Game Notes: None

# Game Summary 27



**Greece (GRE) – Switzerland (SUI)**  
**15 – 0**



Sep 09, 2025 at Prague (CZE) (SaBaT)

-----  
Greece.....226 5 - 15 11 0  
Switzerland.....000 0 - 0 3 3  
-----

Greece 15

PLAYER	AB	R	H	BI	2B	3B	HR	BB	SB	CS	HP	SH	SF	SO	IBB	KL	GDP	PO	A	E
POLYDOROS Georgia Ch cf	4	2	1	3	0	0	1	0	0	0	0	0	0	1	0	1	0	0	0	0
STAVROU Zoe 2b	4	1	2	2	0	0	0	0	0	0	0	0	0	0	0	0	0	3	1	0
XENIDIS Kasey Lee p	3	2	2	2	1	0	0	1	0	0	0	0	0	0	0	0	1	1	1	0
PESS Olivia Nicole lf	2	2	0	0	0	0	0	2	0	0	0	0	0	0	0	0	0	0	0	0
LYSIKATOS Tselsi Nik c	4	1	3	4	1	0	0	0	0	0	0	0	0	0	0	0	0	0	2	0
KOLANDER Molly Suzan rf	3	0	1	0	0	0	0	0	0	0	0	0	0	0	0	0	0	3	0	0
PATONIS DEMI ANN ph	1	0	1	1	0	0	0	0	0	0	0	0	0	0	0	0	0	0	0	0
BOURNIAS Evangeline dp	3	1	1	0	0	0	0	0	0	0	0	0	0	0	0	0	0	0	0	0
PSARRAS Selina 3b	0	2	0	0	0	0	1	1	0	1	0	0	0	0	0	0	0	2	2	0
NYKAZA BRIANNA ph	0	1	0	0	0	0	0	0	0	1	0	0	0	0	0	0	0	0	0	0
PAPPAS Sophie ss	0	3	0	0	0	0	0	3	0	0	0	0	0	0	0	0	0	0	0	0
ZEPEDA Maria 1b	0	0	0	0	0	0	0	0	0	0	0	0	0	0	0	0	0	0	3	0
Totals	24	15	11	12	2	0	1	7	1	0	2	0	0	1	0	1	1	12	6	0

Switzerland 0



PLAYER	AB	R	H	BI	2B	3B	HR	BB	SB	CS	HP	SH	SF	SO	IBB	KL	GDP	PO	A	E
ZEHNDER Kimberly ss	2	0	1	0	0	0	0	0	0	0	0	0	0	0	0	0	0	1	3	0
FISCHER Jody Carolin cf	2	0	0	0	0	0	0	0	0	0	0	0	0	0	0	0	0	0	0	1
JAMEYSON Mariah Elis dp	2	0	0	0	0	0	0	0	0	0	0	0	0	0	0	0	0	0	0	0
ZEHNDER Michelle Mar 3b	2	0	0	0	0	0	0	0	0	0	0	0	0	0	0	0	0	0	2	1
BRANDLI Andrea lf	1	0	0	0	0	0	0	0	0	0	0	0	0	0	0	0	0	0	0	0
MATHIS Amy ph	1	0	0	0	0	0	0	0	0	0	0	0	0	0	0	0	0	0	0	0
SCHMID Celina c	1	0	0	0	0	0	0	0	0	0	0	0	0	0	0	0	0	1	0	0
ADKINS Reya Cheyenne rf	1	0	1	0	0	0	0	0	1	0	0	0	0	0	0	0	0	2	0	0
LUTZ Solana 1b	1	0	0	0	0	0	0	0	0	0	0	0	0	0	0	0	0	7	0	1
LUTZ Riona 2b	1	0	1	0	0	0	0	0	1	0	0	0	0	0	0	0	0	1	0	1
ENTNER Josianne p	0	0	0	0	0	0	0	0	0	0	0	0	0	0	0	0	0	0	0	0
SCHATTON Felicitas p	0	0	0	0	0	0	0	0	0	0	0	0	0	0	0	0	0	0	1	0
LIECHTI Janina Amand p	0	0	0	0	0	0	0	0	0	0	0	0	0	0	0	0	0	0	0	0
Totals	14	0	3	0	0	0	0	0	1	1	0	0	0	0	0	0	0	12	7	3

Greece	IP	H	R	ER	BB	SO	WP	HP	IP	IBB	SH	SF	2B	3B	HR	AB	BF	FO	GO	NP
XENIDIS Kasey Lee W,1-0	4.0	3	0	0	0	0	0	0	0	0	0	0	0	0	0	14	14	6	5	43

Switzerland	IP	H	R	ER	BB	SO	WP	HP	IP	IBB	SH	SF	2B	3B	HR	AB	BF	FO	GO	NP
ENTNER Josianne L,0-1	1.2	7	8	5	4	0	3	0	3	0	0	0	1	0	1	12	16	1	4	72
SCHATTON Felicitas	1.0	1	2	2	2	0	0	1	0	0	0	0	0	0	0	5	8	1	2	25
LIECHTI Janina Amand	1.1	3	5	1	1	1	0	1	0	0	0	0	1	0	0	7	9	1	1	29

Umpires: HP-FLORENCE SAUVAGE (FRA), 1B-Tommasita Pavan (ITA), 3B-Thomas LOHNERT (GER)  
Scorers: David BECK (CZE), Kristýna MALÁ (CZE)  
TC: Arjan Baanen (NED)  
Start: 9:59 Time: 1:37 Attendance: 162 Weather: Sunny  
Game Notes: None

# Game Summary 28

	<b>France (FRA) – Ukraine (UKR)</b> <b>17 – 2</b>	
---	--	---

Sep 09, 2025 at Prague (CZE) (Spectrum Praha)

-----  
 France.....022 3(10) - 17 17 1  
 Ukraine.....110 00 - 2 5 4  
 -----

## France 17

PLAYER	AB	R	H	BI	2B	3B	HR	BB	SB	CS	HP	SH	SF	SO	IBB	KL	GDP	PO	A	E
PRADE Pauline 2b/opo	5	3	2	0	0	0	0	0	1	0	0	0	0	1	0	1	0	1	0	0
HAUDIQUER Ines lf	3	2	2	1	0	0	0	2	0	1	0	0	0	0	0	0	0	0	0	0
ROGRON Kimane 3b	4	2	2	3	0	2	0	0	0	1	0	0	1	0	1	0	0	0	3	0
MAYEUX Melissa ss	4	4	3	3	0	2	0	1	0	0	0	0	0	0	0	0	0	0	1	1
TRIBOLET Eloise cf	4	2	3	1	0	0	0	0	0	0	0	0	0	0	0	0	0	1	0	0
BROUARD Ambre 1b	2	0	0	2	0	0	0	1	0	0	1	0	0	0	0	0	0	6	0	0
SELLAM Lena dp/2b	4	2	3	3	1	0	0	0	0	0	0	0	0	0	0	0	0	0	0	0
ENRIONE-THORRAND Chi c	3	1	2	1	1	1	0	1	0	0	0	0	0	0	0	0	0	6	1	0
PEAN Youna rf	4	1	0	0	0	0	0	0	0	0	0	0	2	0	0	0	0	0	0	0
SIMON Enora p	0	0	0	0	0	0	0	0	0	0	0	0	0	0	0	0	0	0	1	0
COSTES Clelia p	0	0	0	0	0	0	0	0	0	0	0	0	0	0	0	0	0	1	1	0
Totals	33	17	17	14	2	5	0	5	1	1	1	1	0	4	0	2	0	15	7	1

## Ukraine 2

PLAYER	AB	R	H	BI	2B	3B	HR	BB	SB	CS	HP	SH	SF	SO	IBB	KL	GDP	PO	A	E
KIKHTENKO HANNA rf	3	1	1	0	0	0	0	0	0	0	0	0	0	2	0	0	0	1	0	0
GALKINA POLINA lf	0	0	0	0	0	0	0	0	0	0	0	0	0	0	0	0	0	0	0	1
VOITENKO Karyna ss	1	0	1	1	1	0	0	1	0	0	0	0	0	0	0	0	0	4	1	1
SOMOTOVA MARIIA ss	1	0	0	0	0	0	0	0	0	0	0	0	0	1	0	1	0	0	1	0
KHODAKOVSKA Anna 3b/2b	2	0	0	0	0	0	0	0	0	0	0	0	1	0	0	0	0	1	2	1
KONSTANTINOVA ALINA ph	0	0	0	0	0	0	0	1	0	0	0	0	0	0	0	0	0	0	0	0
KOBYLIANSKA Daria dp/p	1	0	0	0	0	0	0	0	0	0	0	0	0	0	0	0	0	0	0	0
TKACHENKO POLINA ph/2b/p	2	0	0	0	0	0	0	0	0	0	0	0	1	0	1	0	0	0	0	0
KYSIL YEVA p	0	0	0	0	0	0	0	0	0	0	0	0	0	0	0	0	0	0	0	0
SHUPNIAK ANNA p/3b	3	0	1	0	0	0	0	0	0	0	0	0	0	0	0	0	0	0	0	1
CALEEN KAITLYN MARIE c	2	0	1	1	0	0	0	0	0	0	0	0	0	0	0	0	0	4	1	0
OLIINYK VALERIA c	1	0	0	0	0	0	0	0	0	0	0	0	0	0	0	0	0	0	0	0
SOCHNIEVA HALYNA 1b	2	0	0	0	0	0	0	0	0	0	0	0	1	0	0	0	0	3	0	0
MATSKEVYCH Yana cf	1	1	0	0	0	0	0	1	0	0	0	0	1	0	0	0	0	2	1	0
BEZLATNIA VIKTORIIA lf/rf	1	0	1	0	0	0	0	0	0	0	1	0	0	0	0	0	0	0	0	0
TKACHENKO POLINA 2b	0	0	0	0	0	0	0	0	0	0	0	0	0	0	0	0	0	0	0	0
Totals	20	2	5	2	1	0	0	3	0	0	0	1	0	7	0	2	0	15	6	4

France	IP	H	R	ER	BB	SO	WP	HP	IP	IBB	SH	SF	2B	3B	HR	AB	BF	FO	GO	NP
SIMON Enora	2.2	3	2	1	2	4	0	0	0	0	1	0	1	0	0	11	14	0	4	57
COSTES Clelia W,1-1	2.1	2	0	0	1	3	0	0	0	0	0	0	0	0	0	9	10	2	2	37

Ukraine	IP	H	R	ER	BB	SO	WP	HP	IP	IBB	SH	SF	2B	3B	HR	AB	BF	FO	GO	NP
SHUPNIAK ANNA L,0-1	2.2	5	4	3	3	2	0	0	0	0	1	0	2	1	0	12	16	3	2	72
KOBYLIANSKA Daria	1.1	4	3	2	1	1	1	0	0	0	0	0	0	2	0	9	10	1	2	36
KYSIL YEVA	0.2	8	10	6	1	1	1	1	0	0	0	0	0	2	0	11	13	0	1	37
TKACHENKO POLINA	0.1	0	0	0	0	0	0	0	0	0	0	0	0	0	0	1	1	1	0	1

Umpires: HP-Sandro Sina (ITA), 1B-Galip Sönmez (GER), 3B-Svata Smysl (CZE)  
 Scorers: Jakub Hauser (CZE), Kamila Foltýnová (CZE)  
 TC: Gabriele HARDINGER (AUT)  
 Start: 9:59 Time: 2:17 Attendance: 87 Weather:  
 Game Notes: None

# Game Summary 29



## Spain (ESP) – Germany (GER) 1 – 0



Sep 09, 2025 at Prague (CZE) (Eagles - Field 2)

Spain.....000 000 1 - 1 3 1  
Germany.....000 000 0 - 0 3 0

### Spain 1

PLAYER	AB	R	H	BI	2B	3B	HR	BB	SB	CS	HP	SH	SF	SO	IBB	KL	GDP	PO	A	E
CAICOYA Maria rf	3	0	0	0	0	0	0	1	0	0	0	0	0	0	0	0	0	2	0	0
BLESA Meritxell 2b	4	0	2	0	0	0	0	0	0	0	0	0	0	0	0	0	0	2	0	0
PISoN Maialen pr	0	0	0	0	0	0	0	0	0	0	0	0	0	0	0	0	0	0	0	0
MODREGO Uxua cf	1	0	0	0	0	0	0	2	0	0	0	0	0	0	0	0	0	0	0	0
CAICOYA Carmen dp	3	0	0	0	0	0	0	0	0	0	0	0	0	1	0	0	0	0	0	0
LEDEZMA Sorangel 3b	3	0	1	0	0	0	0	0	0	0	0	0	0	0	0	1	0	0	0	0
CABRERA Rebeca pr	0	1	0	0	0	0	0	0	0	0	0	0	0	0	0	0	0	0	0	0
LOIDI Sara lb	2	0	0	0	0	0	0	0	0	0	0	0	0	1	0	1	0	2	0	0
GARCIA Candela ph	0	0	0	0	0	0	0	0	0	0	1	0	0	0	0	0	0	0	0	0
MARIN PARRA ABRIL lf	1	0	0	0	0	0	0	1	0	0	1	0	0	0	0	0	0	1	0	0
DENIA Yulan ss	2	0	0	0	0	0	0	0	0	0	0	0	0	2	0	0	0	3	0	1
ALVAREZ Estibaliz ph	1	0	0	0	0	0	0	0	0	0	0	0	0	0	0	0	0	0	0	0
VALLS Maria c	2	0	0	0	0	0	0	0	0	0	0	0	0	2	0	1	0	11	1	0
CERDA Ariadna ph	0	0	0	0	0	0	0	1	0	0	0	0	0	0	0	0	0	0	0	0
RAMIREZ Anyibell p	0	0	0	0	0	0	0	0	0	0	0	0	0	0	0	0	0	0	0	0
Totals	22	1	3	0	0	0	0	5	0	0	2	0	0	6	0	2	1	21	1	1

### Germany 0



PLAYER	AB	R	H	BI	2B	3B	HR	BB	SB	CS	HP	SH	SF	SO	IBB	KL	GDP	PO	A	E
SZALAY Katharina ss	3	0	1	0	1	0	0	0	0	0	0	0	0	1	0	0	0	1	2	0
KuHLER Amelie rf	3	0	0	0	0	0	0	0	0	0	0	0	0	1	0	0	0	1	0	0
WEIL Jessica 2b	3	0	1	0	0	0	0	0	0	0	0	0	0	2	0	2	0	0	1	0
BISWAS Lioba 3b	2	0	0	0	0	0	0	0	0	0	1	0	2	0	0	0	0	1	0	0
PAPE Josefine pr	0	0	0	0	0	0	0	0	0	0	0	0	0	0	0	0	0	0	0	0
LANKHORST Lee lb/p	3	0	0	0	0	0	0	0	0	0	0	0	0	0	0	0	0	4	0	0
BLOCK Sarissa cf	3	0	1	0	0	0	0	0	0	0	0	0	2	0	0	0	0	3	0	0
SISTIG Jana dp	2	0	0	0	0	0	0	0	0	0	1	0	1	0	1	0	0	0	0	0
WEIL Jennifer c	3	0	0	0	0	0	0	0	0	0	0	0	0	0	0	0	0	10	1	0
BREUNINGER Jule lf	2	0	0	0	0	0	0	0	0	0	0	0	0	1	0	0	0	0	0	0
HELD Hannah p	0	0	0	0	0	0	0	0	0	0	0	0	0	0	0	0	0	0	0	0
LAGLER Mara lb	0	0	0	0	0	0	0	0	0	0	0	0	0	0	0	0	0	1	0	0
Totals	24	0	3	0	1	0	0	0	0	0	0	2	0	10	0	3	0	21	4	0

Spain	IP	H	R	ER	BB	SO	WP	HP	IP	IBB	SH	SF	2B	3B	HR	AB	BF	FO	GO	NP
RAMIREZ Anyibell W,1-1	7.0	3	0	0	0	10	0	0	0	0	2	0	1	0	0	24	26	10	2	95

Germany	IP	H	R	ER	BB	SO	WP	HP	IP	IBB	SH	SF	2B	3B	HR	AB	BF	FO	GO	NP
HELD Hannah L,0-1	6.0	3	1	1	4	6	4	2	0	0	0	0	0	0	0	19	25	7	3	93
LANKHORST Lee	1.0	0	0	0	1	0	0	0	0	0	0	0	0	0	0	3	4	2	1	16

Umpires: HP-Nicolas CRULLI (FRA), 1B-Branislav Sušila (SVK), 3B-Patrik Knechtle (SUI)  
Scorers: Petra KUBÍNOVÁ (CZE), Matěj Sedláček (CZE)  
TC: Wout ISBOUITS (NED)  
Start: 11:00 Time: 2:02 Attendance: 98 Weather: Sunny, 17°C  
Game Notes: None

# Game Summary 30

	<b>Austria (AUT) – Czechia (CZE)</b> <b>2 – 10</b>	
---	---	---

Sep 09, 2025 at Prague (CZE) (Tempo)

-----  
Austria.....001 001 - 2 4 4  
Czechia.....000 325 - 10 9 1  
-----

## Austria 2

PLAYER	AB	R	H	BI	2B	3B	HR	BB	SB	CS	HP	SH	SF	SO	IBB	KL	GDP	PO	A	E
SILLIPP Elisabeth ss	3	0	1	0	1	0	0	0	0	0	0	0	0	2	0	1	0	2	0	1
MC GARRY Louise 3b	3	1	2	0	0	0	0	0	1	0	0	0	0	1	0	0	0	0	3	0
BETTSTEIN Olivia cf	3	0	0	0	0	0	0	0	0	0	0	0	0	2	0	1	0	4	0	0
KAINDL Ina lb	3	0	1	0	0	0	0	0	0	0	0	0	0	1	0	1	0	1	0	1
BENTZ Lara pr	0	0	0	0	0	0	0	0	1	0	0	0	0	0	0	0	0	0	0	0
DE ROUIN Sophie lf	2	0	0	0	0	0	0	0	0	0	0	0	0	2	0	0	0	2	0	0
MERIAUX Caroline ph	1	0	0	0	0	0	0	0	0	0	0	0	0	0	0	0	0	0	0	0
LACKNER-KEIL Martina dp/p	1	0	0	0	0	0	0	2	0	0	0	0	0	0	0	0	0	0	0	0
ORLOVITS-ZAIDAN Deni 2b	3	0	0	0	0	0	0	0	0	0	0	0	0	2	0	0	0	3	1	0
AZZAM Zainab rf	2	0	0	0	0	0	0	0	0	0	0	0	0	2	0	0	0	0	0	0
MAURACHER Bianca c	2	1	0	0	0	0	0	0	0	0	0	0	0	0	0	0	0	3	1	1
LANGTHALER Carla p	0	0	0	0	0	0	0	0	0	0	0	0	0	0	0	0	0	0	0	1
Totals	23	2	4	0	1	0	0	2	2	0	0	0	0	12	0	3	0	15	5	4

## Czechia 10

PLAYER	AB	R	H	BI	2B	3B	HR	BB	SB	CS	HP	SH	SF	SO	IBB	KL	GDP	PO	A	E
VODISKOVA Ema ss	2	1	1	1	1	0	0	2	0	0	0	0	0	0	0	0	0	0	0	1
SURILLOVA Michaela 3b	2	1	2	1	0	0	0	0	2	1	0	1	1	0	0	0	0	0	2	0
SAVIOLA Barbora lf	4	1	1	3	0	0	1	0	0	0	0	0	0	0	0	0	0	0	0	0
SLABA Gabriela 2b	2	2	1	0	0	0	2	1	0	0	0	0	0	0	0	0	0	0	1	0
PECKOVA Michaela dp	3	3	1	2	0	0	1	1	0	0	0	0	0	0	0	0	0	0	0	0
FURKOVA Jana lb	3	1	1	0	0	0	0	0	0	0	0	0	0	1	0	1	0	6	0	0
KOPIKOVA Natalie cf	2	0	1	2	1	0	0	0	0	0	1	0	1	0	0	0	0	2	0	0
VACKOVA Katerina c	3	1	1	1	0	0	0	0	0	0	0	0	0	0	0	0	0	10	2	0
FRYBOVA Karolina rf	2	0	0	0	0	0	0	1	0	0	0	0	0	0	0	0	0	0	0	0
ZOULOVA Anna p	0	0	0	0	0	0	0	0	0	0	0	0	0	0	0	0	0	0	1	0
Totals	23	10	9	10	2	0	2	6	3	1	0	2	1	2	0	1	0	18	6	1

Austria	IP	H	R	ER	BB	SO	WP	HP	IP	IBB	SH	SF	2B	3B	HR	AB	BF	FO	GO	NP
LANGTHALER Carla L,1-1	3.1	4	3	0	4	1	0	0	0	0	2	0	1	0	0	13	19	5	3	73
LACKNER-KEIL Martina	1.2	5	7	6	2	1	2	0	0	0	0	1	1	0	2	10	13	4	0	46

Czechia	IP	H	R	ER	BB	SO	WP	HP	IP	IBB	SH	SF	2B	3B	HR	AB	BF	FO	GO	NP
ZOULOVA Anna W,1-0	6.0	4	2	1	2	12	0	0	0	0	0	0	1	0	0	23	25	2	4	108

Umpires: HP-Sara Jacob (CAN), 1B-Britt Nielandt (BEL), 3B-Tom Bosmans (BEL)  
Scorers: Barbora HOUDKOVÁ (CZE), Táňa NEVĚŘILOVÁ (CZE)  
TC: Sandra Gouverneur (NED)  
Start: 12:34 Time: 2:12 Attendance: 212 Weather:  
Game Notes: None

# Game Summary 31

	<b>Slovakia (SVK) – Finland (FIN)</b> <b>1 – 3</b>	
---	---	---

Sep 09, 2025 at Prague (CZE) (Eagles - Field 1)

-----  
Slovakia.....000 010 0 - 1 3 0  
Finland.....002 100 (X) - 3 7 2  
-----

## Slovakia 1

PLAYER	AB	R	H	BI	2B	3B	HR	BB	SB	CS	HP	SH	SF	SO	IBB	KL	GDP	PO	A	E
SUCHOSOva Lucia cf	3	0	0	0	0	0	0	0	0	0	0	0	0	0	0	0	0	1	0	0
CSOMOROVA Terezia ss	3	0	0	0	0	0	0	0	0	0	0	0	0	1	0	0	0	1	1	0
MIHaLKOVa Klaudia dp/p	3	0	1	0	1	0	0	0	0	0	0	0	2	0	1	0	0	0	0	0
DRGOSOVa Dana p/opo	3	0	0	0	0	0	0	0	0	0	0	0	0	0	0	0	0	1	1	0
GUNISOva Lenka 3b	3	0	1	0	0	0	0	0	1	0	0	0	0	0	0	0	0	0	1	0
KOPPLOva Tereza lf	2	0	0	0	0	0	0	0	0	0	0	0	0	0	0	0	0	0	0	0
DEaKOVa Erika ph	1	0	0	0	0	0	0	0	0	0	0	0	0	0	0	0	0	0	0	0
BORISOva Tamara 1b	1	1	0	0	0	0	0	2	0	0	0	0	0	1	0	0	0	5	0	0
ZaPRASNa Elisabeth 2b	2	0	0	0	0	0	0	0	0	0	0	0	0	0	0	0	0	2	3	0
SZALAI Natalia ph	1	0	0	0	0	0	0	0	0	0	0	0	0	0	0	0	0	0	0	0
GRMANOVA Patricia rf	3	0	1	0	0	0	0	0	0	0	0	0	0	1	0	0	0	0	0	0
VESPEROVA Tereza c	0	0	0	0	0	0	0	0	0	0	0	0	0	0	0	0	0	8	1	0
Totals	25	1	3	0	1	0	0	2	1	0	0	0	0	5	0	1	0	18	7	0

## Finland 3



PLAYER	AB	R	H	BI	2B	3B	HR	BB	SB	CS	HP	SH	SF	SO	IBB	KL	GDP	PO	A	E
OSORIO Tanja 1b	2	0	1	1	0	0	0	1	2	0	0	0	0	0	0	0	0	9	0	0
SYRJaLa Emma rf	3	1	1	0	0	0	0	1	0	0	0	0	2	0	0	0	0	1	0	0
MARTIN Erica dp	3	1	1	1	0	1	0	0	0	0	0	0	0	0	0	0	0	0	0	0
MaNTYLa Anni 2b	2	0	1	1	0	0	0	0	0	1	0	0	0	0	0	0	0	1	3	0
LaHDEMaKI Elise 3b	3	0	0	0	0	0	0	0	0	0	0	0	1	0	1	0	0	2	2	2
HUTRI Ellamaria ss	3	0	2	0	0	0	0	0	0	1	0	0	0	1	0	0	0	3	0	0
SIIRA Jenna cf	2	1	1	0	0	0	0	1	0	0	1	0	1	0	0	0	0	0	0	0
UUSIPAaVALNIEMI Jeni lf	2	0	0	0	0	0	0	0	0	0	0	0	2	0	1	0	0	0	0	0
SEPPaLa Paula ph	1	0	0	0	0	0	0	0	0	0	0	0	0	0	0	0	0	0	0	0
SAVOLAINEN Saara c	2	0	0	0	0	0	0	0	0	0	0	0	1	0	0	0	0	5	0	0
KARHIAHO Sanni p	0	0	0	0	0	0	0	0	0	0	0	0	0	0	0	0	0	0	2	0
Totals	23	3	7	3	0	1	0	1	4	1	1	1	0	8	0	2	0	21	7	2

Slovakia	IP	H	R	ER	BB	SO	WP	HP	IP	IBB	SH	SF	2B	3B	HR	AB	BF	FO	GO	NP
DRGOSOVa Dana L,0-1	3.0	4	2	2	1	3	1	1	0	0	1	0	0	1	0	12	15	2	4	57
MIHaLKOVa Klaudia	3.0	3	1	1	0	5	0	0	0	0	0	0	0	0	0	11	11	1	2	33

Finland	IP	H	R	ER	BB	SO	WP	HP	IP	IBB	SH	SF	2B	3B	HR	AB	BF	FO	GO	NP
KARHIAHO Sanni W,1-2	7.0	3	1	1	2	5	0	0	0	0	0	0	1	0	0	25	27	8	8	94

Umpires: HP-Alexander Levine (GBR), 1B-Klaus HANIKA (AUT), 3B-Jeanot VAN VLIET (NED)  
Scorers: Pavla Mádrová (CZE), Jiří Kotlas (CZE)  
TC: Wout ISBOUTS (NED), Wout ISBOUTS (NED)  
Start: 13:00 Time: 1:34 Attendance: 57 Weather: Sunny  
Game Notes: None

# Game Summary 32

	<b>Poland (POL) – Sweden (SWE)</b> <b>14 – 7</b>	
---	---	---

Sep 09, 2025 at Prague (CZE) (SaBaT)

-----  
 Poland.....361 22 - 14 15 2  
 Sweden.....302 02 - 7 8 7  
 -----

## Poland 14

PLAYER	AB	R	H	BI	2B	3B	HR	BB	SB	CS	HP	SH	SF	SO	IBB	KL	GDP	PO	A	E
KIRSANOW Julia ss	5	3	3	3	2	0	0	0	0	0	0	0	0	1	0	0	0	2	3	0
ROMO Ella 2b	5	2	2	1	0	0	0	0	0	0	0	0	0	1	0	0	0	3	3	1
ZIELISSKA Aleksandra cf	4	3	1	2	0	0	0	1	0	0	0	0	0	2	0	0	0	1	0	0
KOZIOS Emilia lb	4	1	3	2	0	0	0	0	0	0	0	0	0	1	0	0	0	5	0	0
GRZESZCZAK Aleksandr lf	4	0	1	2	0	0	0	0	0	0	0	0	0	0	0	0	0	0	0	0
SMEDER Zuzanna c	4	1	2	1	0	0	0	0	0	0	0	0	0	0	0	0	0	2	0	1
SZCZYFKA Sandra 3b	2	1	2	1	0	0	0	1	0	0	1	0	0	0	0	0	0	2	0	0
NIESMIASEK Krystyna pr	0	0	0	0	0	0	0	0	0	0	0	0	0	0	0	0	0	0	0	0
KACZOR Patrycja dp	4	0	0	0	0	0	0	0	0	0	0	0	0	2	0	0	0	0	0	0
SASKOWSKA Anna rf	2	3	1	0	0	0	0	1	0	0	1	0	0	0	0	0	0	0	1	0
JARZYNA Martyna p	0	0	0	0	0	0	0	0	0	0	0	0	0	0	0	0	0	0	1	0
PRZESTRZELSKA Weroni p	0	0	0	0	0	0	0	0	0	0	0	0	0	0	0	0	0	0	0	0
Totals	34	14	15	12	2	0	0	3	0	0	2	0	0	7	0	0	0	15	8	2

## Sweden 7



PLAYER	AB	R	H	BI	2B	3B	HR	BB	SB	CS	HP	SH	SF	SO	IBB	KL	GDP	PO	A	E
BRIENESSE Paris lf/rf/cf	3	1	1	0	0	1	0	0	0	0	0	0	0	1	0	0	0	1	0	0
ESTERS Frida cf/ss	2	2	0	0	0	0	0	1	0	0	0	0	0	0	0	0	0	0	1	1
SANDAHL Linnea c	2	2	1	1	1	0	0	1	0	0	0	0	0	1	0	0	0	8	1	1
ERIKSSON Sofia ss/p	2	2	2	2	0	0	0	1	1	0	0	0	0	0	0	0	0	1	2	1
LINDSTEIN Maja p/lb	3	0	3	1	0	0	0	0	0	0	0	0	0	0	0	0	0	0	0	1
TITMUSS Lara pr	0	0	0	0	0	0	0	0	0	0	0	0	0	0	0	0	0	0	0	0
NORSTRÖM Ronja Eleon 3b	2	0	0	0	0	0	0	0	0	0	0	0	0	0	0	0	0	1	1	2
BUSK Lina ph	0	0	0	1	0	0	0	1	0	0	0	0	0	0	0	0	0	0	0	0
DANIELS Maria rf/lf	2	0	0	0	0	0	0	0	0	0	0	0	0	0	0	0	0	0	0	0
KARLSSON Lisa ph	0	0	0	1	0	0	0	1	0	0	0	0	0	0	0	0	0	0	0	0
JERFSTEN Hilma dp/rf	3	0	1	0	1	0	0	0	0	0	0	0	0	0	0	0	0	0	1	0
WENNERBERG Ellinor 2b	2	0	0	0	0	0	0	0	0	0	0	0	0	0	0	0	0	2	0	0
ERIKSSON Emelie lb	0	0	0	0	0	0	0	0	0	0	0	0	0	0	0	0	0	0	0	2
Totals	21	7	8	6	2	1	0	5	1	0	0	0	0	2	0	0	0	15	5	7

Poland	IP	H	R	ER	BB	SO	WP	HP	IP	IBB	SH	SF	2B	3B	HR	AB	BF	FO	GO	NP
JARZYNA Martyna W,1-1	4.1	8	7	6	4	2	1	0	0	0	0	0	2	1	0	20	24	3	6	104
PRZESTRZELSKA Weroni	0.2	0	0	0	1	0	0	0	0	0	0	0	0	0	0	1	2	0	1	5

Sweden	IP	H	R	ER	BB	SO	WP	HP	IP	IBB	SH	SF	2B	3B	HR	AB	BF	FO	GO	NP
LINDSTEIN Maja L,0-1	2.0	8	9	4	0	3	0	1	0	0	0	0	0	0	0	18	19	1	0	58
ERIKSSON Sofia	3.0	7	5	5	3	4	2	1	0	0	0	0	2	0	0	16	20	4	1	61

Umpires: HP-Santiago Aguilera (DOM), 1B-Pavel Menšík (CZE), 3B-Tommasita Pavan (ITA)  
 Scorers: Kristýna MALÁ (CZE), Lucie HUDÍKOVÁ (CZE)  
 TC: Arjan Baanen (NED)  
 Start: 13:01 Time: 2:04 Attendance: 23 Weather: Sunny  
 Game Notes: None

# Game Summary 33

	<b>Denmark (DEN) – Belgium (BEL)</b> <b>5 – 9</b>	
---	--	---

Sep 09, 2025 at Prague (CZE) (Spectrum Praha)

-----  
 Denmark.....001 211 0 - 5 7 2  
 Belgium.....340 002 (X) - 9 10 2  
 -----

Denmark 5

PLAYER	AB	R	H	BI	2B	3B	HR	BB	SB	CS	HP	SH	SF	SO	IBB	KL	GDP	PO	A	E
BUSK CRAIG Evie ss	4	2	2	0	0	0	0	0	1	0	0	0	0	0	0	0	0	3	1	1
CULP Vivian lf/ph	3	0	1	0	0	0	0	0	0	0	0	0	0	1	0	0	0	0	0	0
MILLER Freja Krisman ph/rf	0	0	0	0	0	0	0	0	0	0	1	0	0	0	0	0	0	0	0	0
NIELSEN Ellen 3b	2	0	1	2	1	0	0	0	0	0	0	0	2	0	0	0	1	1	3	0
THORSLUND Carina cf	4	0	0	0	0	0	0	0	0	0	0	0	0	0	0	0	0	0	0	0
NIELSEN Mathilde lb/opo/p	2	1	1	0	1	0	0	1	0	0	0	0	1	0	1	0	1	1	3	0
STOCKFORD NILHØJ Tia rf/lf	3	2	2	1	1	0	0	0	0	0	0	0	0	0	0	0	0	0	0	0
THOMSEN Katja c/pr/c	0	0	0	0	0	0	0	0	0	0	1	1	0	0	0	0	0	5	1	1
SORENSEN Pernille ph	1	0	0	0	0	0	0	0	0	0	0	0	0	0	0	0	0	0	0	0
MILNE Fiona dp/lb	1	0	0	1	0	0	0	2	0	1	0	0	0	0	0	0	0	6	0	0
DOLLERUP Line 2b	2	0	0	0	0	0	0	0	0	0	0	0	0	0	0	0	0	2	2	0
MAJ OLSEN Sofie ph	1	0	0	0	0	0	0	0	0	0	0	0	0	0	0	0	0	0	0	0
BRINK HINZE Sara p	0	0	0	0	0	0	0	0	0	0	0	0	0	0	0	0	0	0	0	0
Totals	23	5	7	4	3	0	0	3	1	1	1	2	2	2	0	1	1	18	10	2

Belgium 9

PLAYER	AB	R	H	BI	2B	3B	HR	BB	SB	CS	HP	SH	SF	SO	IBB	KL	GDP	PO	A	E
GELDOF Kate cf	3	1	1	0	0	1	0	0	0	0	0	1	0	0	0	0	0	2	0	0
DE GRAEVE Sara dp	4	0	1	0	0	0	0	0	0	0	0	0	0	1	0	1	0	0	0	0
JANSSEN Gitte 2b	2	3	2	1	0	0	0	2	0	0	0	0	0	0	0	0	0	4	3	0
JANSSENS Celine 3b	1	3	1	0	0	0	0	2	0	0	1	0	0	0	0	0	0	3	4	1
GOYVAERTS Caroline rf	4	1	2	2	0	1	0	0	0	0	0	0	0	0	0	0	0	2	0	0
VAN DROOGENBROECK Ma ss	4	0	1	3	0	1	0	0	0	0	0	0	1	0	0	0	0	2	1	0
LENOIR Lisse c	3	0	0	1	0	0	0	1	0	0	0	0	0	0	0	0	0	2	1	0
ROTHIER Yana lf	2	0	1	0	0	0	0	0	0	1	0	1	0	1	0	1	0	1	0	0
ROEF Lauren lb	3	1	1	0	0	0	0	0	0	0	0	0	1	0	0	0	0	5	1	1
VAN DEN BRANDE Lynn p	0	0	0	0	0	0	0	0	0	0	0	0	0	0	0	0	0	0	0	1
Totals	26	9	10	7	0	3	0	5	0	1	0	3	0	4	0	2	0	21	11	2

Denmark	IP	H	R	ER	BB	SO	WP	HP	IP	IBB	SH	SF	2B	3B	HR	AB	BF	FO	GO	NP
BRINK HINZE Sara L,0-2	2.0	5	7	2	4	3	0	0	0	0	1	0	0	2	0	11	16	0	4	63
NIELSEN Mathilde	4.0	5	2	2	1	1	0	0	0	0	2	0	0	1	0	15	18	3	7	55

Belgium	IP	H	R	ER	BB	SO	WP	HP	IP	IBB	SH	SF	2B	3B	HR	AB	BF	FO	GO	NP
VAN DEN BRANDE Lynn W,1-0	7.0	7	5	4	3	2	4	1	0	0	2	2	3	0	0	23	31	7	10	107

Umpires: HP-Lewis Hamilton (SWE), 1B-Svata Smysl (CZE), 3B-Giuseppe Laudani (ITA)  
 Scorers: Petr MATOUŠ (CZE), Jakub Hauser (CZE)  
 TC: Gabriele HARDINGER (AUT)  
 Start: 13:00 Time: 1:51 Attendance: 112 Weather: Sunny 2 4°C  
 Game Notes: None

# Game Summary 34



## Lithuania (LTU) – Croatia (CRO) 5 – 3



Sep 09, 2025 at Prague (CZE) (Eagles - Field 1)

-----  
Lithuania.....200 030 0 - 5 3 4  
Croatia.....200 010 0 - 3 4 1  
-----

### Lithuania 5

PLAYER	AB	R	H	BI	2B	3B	HR	BB	SB	CS	HP	SH	SF	SO	IBB	KL	GDP	PO	A	E
BAITIUL Kira ss	2	2	0	0	0	0	0	2	0	0	0	0	0	1	0	0	0	2	0	1
NEVERAUSKAITS Nomedas p	3	1	2	2	1	0	1	1	0	0	0	0	0	0	1	0	0	0	0	0
EINORYTE Mija lb	4	0	1	1	0	0	0	0	0	0	0	0	0	0	0	0	0	1	0	0
ALEKSANDRAVICIUTE Gu cf	3	0	0	1	0	0	0	0	0	0	0	0	0	0	0	0	0	5	0	0
RINKEVISISTE Vanesa c	3	0	0	0	0	0	0	0	0	0	0	0	0	1	0	0	0	10	0	3
VIKULOVAITE Gerda 2b	3	0	0	0	0	0	0	0	0	0	0	0	0	1	0	0	0	1	1	0
PETRAITYTE Verdene lf	2	1	0	0	0	0	0	1	0	0	0	0	0	0	0	0	0	1	0	0
BARZDIUTE Akvile rf	3	0	0	0	0	0	0	0	0	0	0	0	0	0	0	0	0	1	0	0
UTAKYTE Goda 3b	2	1	0	0	0	0	0	1	0	0	0	0	0	1	0	0	0	0	1	0
Totals	25	5	3	4	1	0	1	5	0	0	0	0	0	4	1	0	0	21	2	4

### Croatia 3

PLAYER	AB	R	H	BI	2B	3B	HR	BB	SB	CS	HP	SH	SF	SO	IBB	KL	GDP	PO	A	E
SVEC Lucija 2b	3	1	1	0	0	0	0	1	0	0	0	0	0	0	0	0	0	2	3	0
MANDIS Katarina ss	3	2	1	1	1	0	0	1	1	0	0	0	0	0	0	0	0	3	5	1
SLISKO Mara 3b	4	0	0	0	0	0	0	0	0	0	0	0	0	0	0	0	0	1	1	0
ORESKOVIS Matea lb/opo	2	0	0	0	0	0	0	2	0	0	0	0	0	1	0	0	0	0	0	0
BALLO Lana lf	3	0	1	0	0	0	0	0	1	0	0	0	0	1	0	1	0	0	0	0
BERISIC Nina p	2	0	0	0	0	0	0	0	0	0	0	0	0	2	0	0	0	0	1	0
VIDOVIS Dorotea ph	1	0	0	0	0	0	0	0	0	0	0	0	0	1	0	0	0	0	0	0
LIGOVICH Valentina cf	2	0	0	0	0	0	0	0	1	0	1	0	0	2	0	1	0	0	0	0
PAVOR Katja rf	2	0	0	0	0	0	0	0	0	0	0	0	0	2	0	1	0	1	0	0
JURAS Paola rf	1	0	0	0	0	0	0	0	0	0	0	0	0	1	0	0	0	0	0	0
PERISA Mihaela dp/lb	2	0	1	0	0	0	0	1	0	0	0	0	0	0	0	0	0	10	0	0
TOSIS Josipa pr	0	0	0	0	0	0	0	0	0	0	0	0	0	0	0	0	0	0	0	0
TOSIS Josipa c	0	0	0	0	0	0	0	0	0	0	0	0	0	0	0	0	0	4	0	0
Totals	25	3	4	1	1	0	0	5	3	0	1	0	0	10	0	3	0	21	10	1

Lithuania	IP	H	R	ER	BB	SO	WP	HP	IP	IBB	SH	SF	2B	3B	HR	AB	BF	FO	GO	NP
NEVERAUSKAITS Nomedas W,2-1	7.0	4	3	1	5	10	1	1	0	0	0	0	1	0	0	25	31	10	0	126

Croatia	IP	H	R	ER	BB	SO	WP	HP	IP	IBB	SH	SF	2B	3B	HR	AB	BF	FO	GO	NP
BERISIC Nina L,0-3	7.0	3	5	5	5	4	0	0	0	1	0	0	1	0	1	25	30	8	9	115

Umpires: HP-Patrik Knechtle (SUI), 1B-Nicolas CRULLI (FRA), 3B-Klaus HANIKA (AUT)  
Scorers: Matěj Sedláček (CZE), Alois SEČKÁR (CZE), Matěj Sedláček (CZE)  
TC: Wout ISBOUITS (NED), Wout ISBOUITS (NED), Wout ISBOUITS (NED), Wout ISBOUITS (NED)  
Start: 16:00 Time: 1:59 Attendance: 40 Weather: Partly cloudy; 22°C  
Game Notes: None

# Game Summary 35



## Germany (GER) – Israel (ISR) 1 – 6



Sep 09, 2025 at Prague (CZE) (Eagles - Field 2)

-----  
 Germany.....000 100 0 - 1 4 1  
 Israel.....300 021 (X) - 6 9 0  
 -----

### Germany 1

PLAYER	AB	R	H	BI	2B	3B	HR	BB	SB	CS	HP	SH	SF	SO	IBB	KL	GDP	PO	A	E
SZALAY Katharina ss	3	0	0	0	0	0	0	0	0	0	0	0	0	0	0	0	0	3	2	0
KuHLER Amelie rf	3	0	0	0	0	0	0	0	0	0	0	0	0	1	0	0	0	1	0	0
BLOCK Sarissa cf	2	1	1	0	0	1	0	0	0	0	1	0	0	1	0	1	0	1	1	1
BISWAS Lioba 3b	3	0	1	1	0	0	0	0	0	0	0	0	0	0	0	0	0	3	2	0
LANKHORST Lee lb/p/opo	3	0	1	0	0	0	0	0	0	0	0	0	0	1	0	0	0	0	0	0
SISTIG Jana dp	1	0	0	0	0	0	0	0	0	0	0	0	0	1	0	0	0	0	0	0
LAGLER Mara lb	2	0	0	0	0	0	0	0	0	0	0	0	0	1	0	0	0	4	1	0
WEIL Jessica 2b	2	0	0	0	0	0	0	0	0	0	1	0	0	0	0	0	0	4	1	0
WEIL Jennifer c	3	0	1	0	1	0	0	0	0	0	0	0	0	1	0	1	0	1	1	0
BREUNINGER Jule lf	1	0	0	0	0	0	0	0	0	0	0	0	0	1	0	0	0	1	0	0
SCHWIPPERT Lina ph	1	0	0	0	0	0	0	0	0	0	0	0	0	1	0	0	0	0	0	0
PIOTROWSKI Angelika ph	1	0	0	0	0	0	0	0	0	0	0	0	0	0	0	0	0	0	0	0
HELD Hannah p	0	0	0	0	0	0	0	0	0	0	0	0	0	0	0	0	0	0	1	0
VON ZEPELIN Sina p	0	0	0	0	0	0	0	0	0	0	0	0	0	0	0	0	0	0	0	0
Totals	25	1	4	1	1	1	0	0	0	0	2	0	0	8	0	2	0	18	9	1

### Israel 6

PLAYER	AB	R	H	BI	2B	3B	HR	BB	SB	CS	HP	SH	SF	SO	IBB	KL	GDP	PO	A	E
LEWIS MADDY 2b	4	1	2	1	0	0	0	0	0	0	0	0	0	0	0	0	0	6	1	0
GOTTLIEB ELIANA RUBY rf	3	2	1	0	0	0	0	1	0	0	0	0	0	0	0	0	0	2	1	0
VANDEWATER TARA c	3	2	1	0	0	0	0	0	0	0	1	0	0	0	0	0	0	8	0	0
SALZMAN RUBY ISABELL cf	3	0	3	3	1	1	0	0	0	0	0	0	0	0	0	0	0	0	0	0
SHERMAN JULIA dp	1	0	0	0	0	0	0	0	0	0	1	0	0	1	0	1	0	0	0	0
SHERMAN SAMANTHA ph	1	0	1	2	0	0	0	0	0	0	0	0	0	0	0	0	0	0	0	0
KAPLAN EDITH 3b	2	0	0	0	0	0	0	1	0	0	0	0	0	0	0	0	0	0	1	0
GILBERT SYDNEY ROSE lf	2	0	0	0	0	0	0	0	0	0	1	0	0	0	0	0	0	1	0	0
LICHT AMANDA DONA lb	2	0	0	0	0	0	0	1	0	0	0	0	0	0	0	0	0	3	0	0
MCDOWELL EVANN EMIKO pr	0	1	0	0	0	0	0	0	0	0	0	0	0	0	0	0	0	0	0	0
RITCHIE ARIZONA SAGE ss	2	0	1	0	0	0	0	0	0	0	0	1	0	0	0	0	0	1	1	0
WAMPLER ROBYN SUE p	0	0	0	0	0	0	0	0	0	0	0	0	0	0	0	0	0	0	0	0
Totals	23	6	9	6	1	1	0	3	0	0	2	2	0	1	0	1	0	21	4	0

Germany	IP	H	R	ER	BB	SO	WP	HP	IP	IBB	SH	SF	2B	3B	HR	AB	BF	FO	GO	NP
HELD Hannah L,0-2	1.0	3	3	3	0	0	0	2	0	0	0	0	1	0	0	5	7	1	1	26
LANKHORST Lee	4.0	5	2	2	2	1	0	0	0	0	1	0	0	1	0	15	18	8	2	69
VON ZEPELIN Sina	1.0	1	1	1	1	0	0	0	0	0	1	0	0	0	0	3	5	0	3	18

Israel	IP	H	R	ER	BB	SO	WP	HP	IP	IBB	SH	SF	2B	3B	HR	AB	BF	FO	GO	NP
WAMPLER ROBYN SUE W,3-0	7.0	4	1	1	0	8	1	2	0	0	0	0	1	1	0	25	27	8	5	107

Umpires: HP-Jeanot VAN VLIET (NED), 1B-Martin CHMELÍK (CZE), 3B-Branislav Sušila (SVK)  
 Scorers: Petra KUBÍNOVÁ (CZE), Kamila Foltýnová (CZE), Petra KUBÍNOVÁ (CZE)  
 TC: Wout ISBOUITS (NED), Wout ISBOUITS (NED)  
 Start: 16:29 Time: 1:43 Attendance: 81 Weather:  
 Game Notes: None

# Game Summary 36



## Great Britain (GBR) – Switzerland (SUI) 8 – 0



Sep 09, 2025 at Prague (CZE) (SaBaT)

-----  
Great Britain.....000 80 - 8 6 0  
Switzerland.....000 00 - 0 2 6  
-----

### Great Britain 8

PLAYER	AB	R	H	BI	2B	3B	HR	BB	SB	CS	HP	SH	SF	SO	IBB	KL	GDP	PO	A	E
WARSOP Tia Amelia cf	2	1	0	0	0	0	0	1	0	0	0	0	0	0	0	0	0	0	0	0
BURGE Katie ss	3	1	1	1	0	0	0	0	0	0	0	0	0	0	0	0	0	0	0	0
KERR Jahni lf	3	1	1	0	0	0	0	0	0	0	0	0	0	1	0	1	1	2	0	0
KRUEGER Mia Kathryn 1b	2	1	0	0	0	0	0	0	0	0	0	0	0	0	0	0	0	1	0	0
HUTCHISON Amie 1b	1	0	0	0	0	0	0	0	0	0	0	0	0	0	0	0	0	0	0	0
THOMPSON Jenna Eliza 3b	3	1	1	1	0	0	0	0	0	0	0	0	0	0	0	0	0	1	0	0
HARTLE Amy Nicole c	3	0	0	0	0	0	0	0	0	0	0	0	0	0	0	0	0	10	0	0
SNOW Alana rf	2	1	1	1	0	0	0	0	0	0	0	0	0	0	0	0	0	1	0	0
TEAGUE Sydney Elizab dp	2	1	2	1	1	0	0	0	0	0	0	0	0	0	0	0	0	0	0	0
HIRAI Laura 2b	1	1	0	0	0	0	0	1	0	1	0	0	1	0	0	0	0	0	0	0
MONTICELLI Paytn p	0	0	0	0	0	0	0	0	0	0	0	0	0	0	0	0	0	0	0	0
LANGAN Mackenzie Gra p	0	0	0	0	0	0	0	0	0	0	0	0	0	0	0	0	0	0	0	0
Totals	22	8	6	4	1	0	0	1	1	0	1	0	0	2	0	1	1	15	0	0

### Switzerland 0


PLAYER	AB	R	H	BI	2B	3B	HR	BB	SB	CS	HP	SH	SF	SO	IBB	KL	GDP	PO	A	E
JAMEYSON Mariah Elis cf/lf	2	0	0	0	0	0	0	0	0	0	0	0	0	1	0	0	0	3	0	1
ZEHNDER Michelle Mar ss/3b/ss	2	0	0	0	0	0	0	0	0	0	0	0	0	1	0	1	0	2	2	0
BRANDLI Andrea lf	1	0	0	0	0	0	0	0	0	0	0	0	0	0	0	0	0	1	1	0
FISCHER Jody Carolin ph/cf	1	0	0	0	0	0	0	0	0	0	0	0	0	1	0	0	0	0	0	0
REINECKE Julia Celin 3b/lb	2	0	0	0	0	0	0	0	0	0	0	0	0	2	0	0	0	4	1	1
ENTNER Josianne p/rf/p	1	0	0	0	0	0	0	0	0	0	0	0	0	1	0	0	0	0	1	0
SCHATTON Felicitas p	1	0	0	0	0	0	0	0	0	0	0	0	0	0	0	0	0	0	0	0
LUTZ Riona 2b	1	0	1	0	0	0	0	0	0	0	0	0	0	0	0	0	0	1	1	0
SCHMID Celina 2b	1	0	0	0	0	0	0	0	0	0	0	0	0	1	0	0	0	0	2	1
LUTZ Solana 1b	1	0	0	0	0	0	0	0	0	0	0	0	0	1	0	0	0	1	0	1
ZEHNDER Kimberly ss/3b	1	0	1	0	0	0	0	0	0	0	0	0	0	0	0	0	0	0	0	0
MATHIS Amy c	2	0	0	0	0	0	0	0	0	0	0	0	0	1	0	0	0	2	0	1
LIECHTI Janina Amand rf/p/rf	1	0	0	0	0	0	0	0	0	0	0	0	0	1	0	0	0	0	0	1
ADKINS Reya Cheyenne rf	0	0	0	0	0	0	0	0	0	0	0	0	0	0	0	0	0	1	0	0
Totals	17	0	2	0	0	0	0	0	0	0	0	0	0	10	0	1	0	15	8	6

Great Britain	IP	H	R	ER	BB	SO	WP	HP	IP	IBB	SH	SF	2B	3B	HR	AB	BF	FO	GO	NP
MONTICELLI Paytn W,1-0	3.0	1	0	0	0	5	0	0	0	0	0	0	0	0	0	10	10	3	1	31
LANGAN Mackenzie Gra	2.0	1	0	0	0	5	0	0	0	0	0	0	0	0	0	7	7	1	0	29

Switzerland	IP	H	R	ER	BB	SO	WP	HP	IP	IBB	SH	SF	2B	3B	HR	AB	BF	FO	GO	NP
ENTNER Josianne L,0-2	3.1	6	6	1	0	2	3	0	0	0	0	0	1	0	0	18	18	3	4	69
LIECHTI Janina Amand	0.0	0	2	0	1	0	1	1	0	0	0	0	0	0	0	0	2	0	0	9
SCHATTON Felicitas	1.2	0	0	0	0	0	0	0	0	0	0	0	0	0	0	4	4	3	1	13

Umpires: HP-Thomas LOHNERT (GER), 1B-FLORENCE SAUVAGE (FRA), 3B-Pavel Menšík (CZE)  
Scorers: Lucie HUDÍKOVÁ (CZE), David BECK (CZE)  
TC: Arjan Baanen (NED), Arjan Baanen (NED)  
Start: 16:28 Time: 1:25 Attendance: 61 Weather: Sunny  
Game Notes: None

# Game Summary 37

	<b>Netherlands (NED) – Ukraine (UKR)</b>	
<b>9 – 0</b>		

Sep 09, 2025 at Prague (CZE) (Spectrum Praha)

-----  
 Netherlands.....114 30 - 9 10 0  
 Ukraine.....000 00 - 0 2 2  
 -----

Netherlands 9

PLAYER	AB	R	H	BI	2B	3B	HR	BB	SB	CS	HP	SH	SF	SO	IBB	KL	GDP	PO	A	E
PIAR Anaise rf	3	1	1	0	0	0	0	1	2	0	0	0	0	2	0	0	0	0	0	0
CHARLES Damishah 3b	2	0	0	0	0	0	0	0	0	0	0	0	0	1	0	0	0	0	1	0
CLARIJS Lizzie ss	2	0	0	0	0	0	0	0	0	0	0	0	0	0	0	0	0	1	1	0
VAN GURP Suka 2b	2	2	1	1	0	0	1	1	0	0	1	0	0	0	0	0	0	0	0	0
BEERS Brenda lf	3	2	1	0	0	0	0	0	0	0	0	0	0	0	0	0	0	0	0	0
VAN DALEN Maxime 1b	3	2	3	3	2	0	0	0	0	0	0	0	0	0	0	0	0	6	0	0
UYTENDAAL Nicky dp	3	0	1	1	0	0	0	0	0	0	0	0	0	0	0	0	0	0	0	0
JANSEN Annemiek cf	3	2	2	1	1	1	0	0	0	0	0	0	0	0	0	0	0	1	0	0
DEN DUIJN Sterre ss/3b	1	0	0	1	0	0	0	1	0	0	0	1	0	0	0	0	0	0	1	0
CROUWEL Marijn c	3	0	1	1	0	0	0	0	0	0	0	0	0	0	0	0	0	7	1	0
GIRIGORIE J'dah p	0	0	0	0	0	0	0	0	0	0	0	0	0	0	0	0	0	0	1	0
Totals	25	9	10	8	3	1	1	3	2	0	1	0	1	3	0	0	0	15	5	0

Ukraine 0

PLAYER	AB	R	H	BI	2B	3B	HR	BB	SB	CS	HP	SH	SF	SO	IBB	KL	GDP	PO	A	E
CALEEN KAITLYN MARIE lf	2	0	0	0	0	0	0	0	0	0	0	0	0	1	0	1	0	4	0	0
VOITENKO Karyna ss	1	0	0	0	0	0	0	1	0	0	0	0	0	0	0	0	0	2	0	0
SHUPNIAK ANNA 3b	2	0	0	0	0	0	0	0	0	0	0	0	0	2	0	0	0	0	0	1
KHODAKOVSKA Anna dp	2	0	0	0	0	0	0	0	0	0	0	0	0	1	0	1	0	0	0	0
KOBYLIANSKA Daria 1b	1	0	0	0	0	0	0	0	0	0	0	0	0	1	0	0	0	0	0	0
SOCHNIEVA HALYNA 1b	1	0	0	0	0	0	0	0	0	0	0	0	0	0	0	0	0	1	0	0
BEZLATNIA VIKTORIIA rf	0	0	0	0	0	0	0	1	0	0	0	0	0	0	0	0	0	0	0	0
KIKHTENKO HANNA rf	1	0	0	0	0	0	0	0	0	0	0	0	0	0	0	0	0	0	0	0
MATSKEVYCH Yana cf	1	0	1	0	0	0	0	0	0	0	0	0	0	0	0	0	0	4	0	0
GALKINA POLINA ph	1	0	1	0	0	0	0	0	0	0	0	0	0	0	0	0	0	0	0	0
TRACHENKO POLINA 2b	1	0	0	0	0	0	0	0	0	0	0	0	0	1	0	0	0	1	1	0
SOMOTOVA MARIIA ph	1	0	0	0	0	0	0	0	0	0	0	0	0	1	0	0	0	0	0	0
OLIINYK VALERIIA c	2	0	0	0	0	0	0	0	0	0	0	0	0	1	0	0	0	3	0	1
KYSIL YEVA p	0	0	0	0	0	0	0	0	0	0	0	0	0	0	0	0	0	0	0	0
Totals	16	0	2	0	0	0	0	2	0	0	0	0	0	8	0	2	0	15	1	2

Netherlands	IP	H	R	ER	BB	SO	WP	HP	IP	IBB	SH	SF	2B	3B	HR	AB	BF	FO	GO	NP
GIRIGORIE J'dah W,1-0	5.0	2	0	0	2	8	0	0	0	0	0	0	0	0	0	16	18	1	5	87

Ukraine	IP	H	R	ER	BB	SO	WP	HP	IP	IBB	SH	SF	2B	3B	HR	AB	BF	FO	GO	NP
KYSIL YEVA L,0-1	5.0	10	9	8	3	3	1	1	0	0	0	1	3	1	1	25	30	11	2	111

Umpires: HP-Galip Sönmez (GER), 1B-Giuseppe Laudani (ITA), 3B-Sandro Sina (ITA)  
 Scorers: Zuzana VRŽÁKOVÁ (CZE), Petr MATOUŠ (CZE)  
 TC: Gabriele HARDINGER (AUT), Gabriele HARDINGER (AUT)  
 Start: 16:30 Time: 1:29 Attendance: 97 Weather: Sunny, 23°C  
 Game Notes: None

# Game Summary 38

	<b>Spain (ESP) – Austria (AUT)</b> <b>6 – 0</b>	
---	--	---

Sep 09, 2025 at Prague (CZE) (Tempo)

-----  
 Spain.....000 111 3 - 6 12 2  
 Austria.....000 000 0 - 0 2 1  
 -----

Spain 6

PLAYER	AB	R	H	BI	2B	3B	HR	BB	SB	CS	HP	SH	SF	SO	IBB	KL	GDP	PO	A	E
CAICOYA Maria rf	4	0	2	0	0	0	0	0	0	0	0	0	0	1	0	1	0	3	0	0
BLESA Meritxell 2b	4	0	0	0	0	0	0	0	0	0	0	0	0	0	0	0	0	2	2	0
MODREGO Uxua cf	3	1	3	1	0	0	1	1	0	0	0	0	0	0	0	0	0	3	0	0
CAICOYA Carmen dp	2	0	0	0	0	0	0	1	0	0	0	1	0	0	0	0	0	0	0	0
PISoN Maialen pr	0	1	0	0	0	0	0	0	0	0	0	0	0	0	0	0	0	0	0	0
LEDEZMA Sorangel 3b	3	1	1	0	1	0	0	0	0	1	0	0	0	0	0	0	0	1	1	0
LOIDI Sara 1b	3	1	1	1	0	0	0	0	0	0	0	0	0	0	0	0	0	7	1	2
CERDA Ariadna ph	1	0	0	0	0	0	0	0	0	0	0	0	0	1	0	0	0	0	0	0
MARIN PARRA ABRIL lf	4	1	3	0	1	0	0	0	0	0	0	0	1	0	1	0	0	0	0	0
DENIA Yulan ss	3	0	1	0	0	0	0	0	0	0	0	1	0	0	0	0	0	1	0	0
VALLS Maria c	2	0	0	0	0	0	0	0	0	0	0	0	0	0	0	0	0	4	0	0
ALVAREZ Estibaliz ph	1	1	1	1	0	0	1	0	0	0	0	0	0	0	0	0	0	0	0	0
ALONSO Beatriz p	0	0	0	0	0	0	0	0	0	0	0	0	0	0	0	0	0	0	3	0
Totals	30	6	12	3	2	0	2	2	0	0	1	2	0	3	0	2	0	21	7	2

Austria 0

PLAYER	AB	R	H	BI	2B	3B	HR	BB	SB	CS	HP	SH	SF	SO	IBB	KL	GDP	PO	A	E
SILLIPP Elisabeth ss	3	0	0	0	0	0	0	0	0	0	0	0	0	0	0	0	0	2	3	0
MC GARRY Louise 3b	3	0	0	0	0	0	0	0	0	0	0	0	0	1	0	0	0	1	1	0
BETTSTEIN Olivia cf	3	0	0	0	0	0	0	0	0	0	0	0	0	0	0	0	0	3	1	0
KAINDL Ina lb/opo	3	0	1	0	0	0	0	0	0	0	0	0	0	0	0	0	0	3	0	0
MERIAUX Caroline pr	0	0	0	0	0	0	0	0	0	0	0	0	0	0	0	0	0	0	0	0
AZZAM Zainab pr	0	0	0	0	0	0	0	0	0	0	0	0	0	0	0	0	0	0	0	0
SCHNEIDER Lya lf	2	0	0	0	0	0	0	0	0	0	0	0	0	0	0	0	0	1	0	0
GUBO Miriam rf	1	0	0	0	0	0	0	0	0	0	0	0	0	1	0	0	0	0	0	0
DE ROUIN Sophie rf/lf	3	0	0	0	0	0	0	0	0	0	0	0	0	0	0	0	0	2	0	0
LACKNER-KEIL Martina dp/p/dp/lb	3	0	0	0	0	0	0	0	0	0	0	0	0	2	0	0	0	0	1	0
KARNER Lea c	1	0	0	0	0	0	0	0	0	0	0	0	0	0	0	0	0	3	0	0
GANTNER Matilda ph	1	0	0	0	0	0	0	0	0	0	0	0	0	0	0	0	0	0	0	0
ORLOVITS-ZAIDAN Deni 2b	2	0	1	0	0	0	0	0	0	0	0	0	0	0	0	0	0	6	1	1
BENTZ Lara pr	0	0	0	0	0	0	0	0	0	0	0	0	0	0	0	0	0	0	0	0
HANIKA Emma p	0	0	0	0	0	0	0	0	0	0	0	0	0	0	0	0	0	0	1	0
LANGTHALER Carla p	0	0	0	0	0	0	0	0	0	0	0	0	0	0	0	0	0	0	0	0
Totals	25	0	2	0	0	0	0	0	0	0	0	0	0	4	0	0	0	21	8	1

Spain	IP	H	R	ER	BB	SO	WP	HP	IP	IBB	SH	SF	2B	3B	HR	AB	BF	FO	GO	NP
ALONSO Beatriz W,2-0	7.0	2	0	0	0	4	0	0	0	0	0	0	0	0	0	25	25	9	8	72

Austria	IP	H	R	ER	BB	SO	WP	HP	IP	IBB	SH	SF	2B	3B	HR	AB	BF	FO	GO	NP
HANIKA Emma	3.0	4	2	2	0	2	0	0	0	0	1	0	1	0	2	12	13	5	2	57
LACKNER-KEIL Martina L,0-1	3.0	6	1	1	1	1	0	0	0	0	1	0	1	0	0	14	16	4	4	54
LANGTHALER Carla	1.0	2	3	3	1	0	0	1	0	0	0	0	0	0	0	4	6	1	1	18

Umpires: HP-Britt Nielandt (BEL), 1B-Tom Bosmans (BEL), 3B-Sara Jacob (CAN)  
 Scorers: Taňa NEVĚŘILOVÁ (CZE), Barbora HOUDKOVÁ (CZE)  
 TC: Sandra Gouverneur (NED), Sandra Gouverneur (NED)  
 Start: 16:30 Time: 1:57 Attendance: 42 Weather:  
 Game Notes: None

# Game Summary 39

	<b>Italy (ITA) – Czechia (CZE)</b> <b>8 – 0</b>	
---	--	---

Sep 09, 2025 at Prague (CZE) (Eagles - Field 1)

-----  
 Italy.....002 004 2 - 8 11 1  
 Czechia.....000 000 0 - 0 2 0  
 -----

## Italy 8

PLAYER	AB	R	H	BI	2B	3B	HR	BB	SB	CS	HP	SH	SF	SO	IBB	KL	GDP	PO	A	E
DAYTON Isabella Mari cf	4	1	1	0	0	0	0	0	0	0	0	1	0	2	0	1	0	1	0	0
CECCHETTI Elisa ss	4	1	2	5	0	0	1	0	0	0	0	0	0	0	0	0	0	1	0	1
SHELDON Melany ss	0	0	0	0	0	0	0	0	0	0	0	0	0	0	0	0	0	1	0	0
PIANCASTELLI Erika rf	4	1	2	0	0	1	0	0	0	0	0	0	0	0	0	0	0	1	0	0
BARBARA Mc Kenzie dp	3	1	2	1	0	0	0	1	0	0	0	0	0	0	0	0	0	0	0	0
GASPAROTTO Marta c	4	1	1	0	1	0	0	0	0	0	0	0	0	2	0	0	0	7	1	0
KOUTSOYANOPULOS Giu1 1b	3	0	0	0	0	0	0	1	0	0	0	0	0	1	0	0	0	5	0	0
LONGHI Giulia 3b	4	0	1	0	0	0	0	0	0	0	0	0	0	2	0	2	0	3	2	0
VIGNA Laura lf	4	1	2	0	0	0	0	0	0	0	0	0	0	0	0	0	0	1	0	0
ROTONDO Alessandra 2b	1	2	0	1	0	0	0	3	0	0	0	0	0	0	0	0	0	1	1	0
VERNI Julianna Mari p	0	0	0	0	0	0	0	0	0	0	0	0	0	0	0	0	0	0	0	0
CACCIAMANI Ilaria p	0	0	0	0	0	0	0	0	0	0	0	0	0	0	0	0	0	0	0	0
Totals	31	8	11	7	1	1	1	5	0	0	0	1	0	7	0	3	0	21	4	1

## Czechia 0

PLAYER	AB	R	H	BI	2B	3B	HR	BB	SB	CS	HP	SH	SF	SO	IBB	KL	GDP	PO	A	E
VODISKOVA Ema ss	1	0	0	0	0	0	0	2	0	0	0	0	0	0	0	0	0	1	0	0
KLIMPLOVA Veronika 3b	3	0	0	0	0	0	0	0	0	0	0	0	0	2	0	0	1	0	0	0
SAVIOLA Barbora lf	3	0	1	0	0	0	0	0	0	0	0	0	0	1	0	0	0	1	0	0
SLABA Gabriela 2b	3	0	0	0	0	0	0	0	0	0	0	0	0	1	0	0	0	2	4	0
PECKOVA Michaela dp	3	0	1	0	0	0	0	0	0	0	0	0	0	1	0	0	0	0	0	0
FURKOVA Jana 1b	3	0	0	0	0	0	0	0	0	0	0	0	0	1	0	0	0	8	0	0
KOPIKOVA Natalie cf	2	0	0	0	0	0	0	1	0	0	0	0	0	1	0	0	0	1	0	0
SLANINOVA EliSka c	3	0	0	0	0	0	0	0	0	0	0	0	0	1	0	0	0	7	0	0
FRYBOVA Karolina rf	2	0	0	0	0	0	0	1	0	0	0	0	0	0	0	0	0	1	0	0
KINDERMANNOVA KateSi p	0	0	0	0	0	0	0	0	0	0	0	0	0	0	0	0	0	0	4	0
LINKOVA Adela p	0	0	0	0	0	0	0	0	0	0	0	0	0	0	0	0	0	0	0	0
Totals	23	0	2	0	0	0	0	4	0	0	0	0	0	8	0	0	1	21	8	0

Italy	IP	H	R	ER	BB	SO	WP	HP	IP	IBB	SH	SF	2B	3B	HR	AB	BF	FO	GO	NP
VERNI Julianna Mari W,1-0	4.1	1	0	0	4	2	2	0	1	0	0	0	0	0	0	14	18	7	3	70
CACCIAMANI Ilaria SV,1	2.2	1	0	0	0	6	0	0	0	0	0	0	0	0	0	9	9	2	0	37

Czechia	IP	H	R	ER	BB	SO	WP	HP	IP	IBB	SH	SF	2B	3B	HR	AB	BF	FO	GO	NP
KINDERMANNOVA KateSi L,1-1	5.2	9	6	6	3	5	1	0	1	0	1	0	0	1	1	25	29	3	9	104
LINKOVA Adela	1.1	2	2	2	2	2	1	0	0	0	0	0	1	0	0	6	8	2	0	36

Umpires: HP-Luka Rilović (CRO), 1B-Tomo Žezlina (SLO), 3B-Alexander Levine (GBR)  
 Scorers: Alois SEČKÁR (CZE), Jiří Kotlas (CZE)  
 TC: Wout ISBOUITS (NED), Wout ISBOUITS (NED), Wout ISBOUITS (NED), Wout ISBOUITS (NED)  
 Start: 19:34 Time: 2:41 Attendance: 623 Weather: Cloudy  
 Game Notes: None

# Game Summary 40



## Ukraine (UKR) – Great Britain (GBR) 0 – 7



Sep 10, 2025 at Prague (CZE) (Eagles - Field 1)

Ukraine.....000 00 - 0 0 6  
Great Britain.....102 04 - 7 6 0

Ukraine 0

PLAYER	AB	R	H	BI	2B	3B	HR	BB	SB	CS	HP	SH	SF	SO	IBB	KL	GDP	PO	A	E
CALEEN KAITLYN MARIE c	2	0	0	0	0	0	0	0	0	0	0	0	0	2	0	0	0	3	1	0
OLIINYK VALERIIA c	0	0	0	0	0	0	0	0	0	0	0	0	0	0	0	0	0	1	0	0
VOITENKO Karyna ss	2	0	0	0	0	0	0	0	0	0	0	0	0	2	0	1	0	1	0	0
SOMOTOVA MARIIA ss	0	0	0	0	0	0	0	0	0	0	0	0	0	0	0	0	0	0	1	1
SHUPNIAK ANNA 3b	2	0	0	0	0	0	0	0	0	0	0	0	0	2	0	0	0	1	1	1
KHODAKOVSKA Anna 2b	2	0	0	0	0	0	0	0	0	0	0	0	0	1	0	0	0	2	0	1
KOBYLIANSKA Daria dp/p/dp	2	0	0	0	0	0	0	0	0	0	0	0	0	2	0	2	0	0	2	0
SOCHNIEVA HALYNA 1b	2	0	0	0	0	0	0	0	0	0	0	0	0	2	0	1	0	3	1	2
MATSKEVYCH Yana cf	1	0	0	0	0	0	0	0	0	0	0	0	0	1	0	0	0	1	0	0
BEZLATNIA VIKTORIIA rf	1	0	0	0	0	0	0	0	0	0	0	0	0	1	0	0	0	0	0	0
GALKINA POLINA rf	0	0	0	0	0	0	0	0	0	0	0	0	0	0	0	0	0	0	0	0
KONSTANTINOVA ALINA lf	1	0	0	0	0	0	0	0	0	0	0	0	0	1	0	0	0	0	0	1
HULIAIEVA ANNA lf	0	0	0	0	0	0	0	0	0	0	0	0	0	0	0	0	0	2	0	0
TKACHENKO POLINA p	0	0	0	0	0	0	0	0	0	0	0	0	0	0	0	0	0	0	1	0
Totals	15	0	0	0	0	0	0	0	0	0	0	0	0	14	0	4	0	14	7	6

Great Britain 7


PLAYER	AB	R	H	BI	2B	3B	HR	BB	SB	CS	HP	SH	SF	SO	IBB	KL	GDP	PO	A	E
WARSOP Tia Amelia cf	3	2	1	0	0	0	0	0	1	0	0	0	0	0	0	0	0	0	0	0
BURGE Katie ss	2	1	1	2	0	0	1	0	0	0	0	1	0	0	0	0	0	0	0	0
KERR Jahni lf	2	0	1	1	0	0	0	1	0	1	0	0	0	0	0	0	0	0	0	0
EDWARDS Cara Hope dp	2	1	0	0	0	0	0	0	0	0	1	0	0	1	0	0	0	0	0	0
THOMPSON Jenna Eliza 3b	2	1	0	0	0	0	0	1	0	0	0	0	0	0	0	0	0	0	0	0
KRUEGER Mia Kathryn c	2	1	0	0	0	0	0	1	0	0	0	0	0	0	0	0	0	14	0	0
CLARK-WILSON Elena A pr	0	0	0	0	0	0	0	0	0	0	0	0	0	0	0	0	0	0	0	0
SNOW Alana rf	3	0	1	1	0	0	0	0	0	0	0	0	0	1	0	0	0	0	0	0
TEAGUE Sydney Elizab 1b	2	0	1	2	0	0	0	0	0	0	0	1	0	1	0	0	0	1	0	0
HIRAI Laura 2b	1	1	1	0	0	0	0	0	0	0	0	0	0	0	0	0	0	0	0	0
HUTCHISON Amie ph	1	0	0	0	0	0	0	0	0	0	0	0	0	0	0	0	0	0	0	0
MONTICELLI Paytn p	0	0	0	0	0	0	0	0	0	0	0	0	0	0	0	0	0	0	0	0
Totals	20	7	6	6	0	0	1	3	1	1	1	2	0	3	0	0	0	15	0	0

Ukraine	IP	H	R	ER	BB	SO	WP	HP	IP	IBB	SH	SF	2B	3B	HR	AB	BF	FO	GO	NP
TKACHENKO POLINA	1.2	3	4	1	2	0	0	0	0	0	1	0	0	0	1	9	12	2	2	36
KOBYLIANSKA Daria L,1-1	3.0	3	3	0	1	3	0	1	0	0	1	0	0	0	0	11	14	3	2	44

Great Britain	IP	H	R	ER	BB	SO	WP	HP	IP	IBB	SH	SF	2B	3B	HR	AB	BF	FO	GO	NP
MONTICELLI Paytn W,2-0	5.0	0	0	0	0	14	0	0	0	0	0	0	0	0	0	15	15	0	1	65

Umpires: HP-Lewis Hamilton (SWE), 1B-FLORENCE SAUVAGE (FRA), 3B-Santiago Aguilera (DOM)  
Scorers: Barbora HOUDKOVÁ (CZE), Lucie HUDÍKOVÁ (CZE)  
TC: Gabriele HARDINGER (AUT)  
Start: 10:03 Time: 1:11 Attendance: 111 Weather: Sunny  
Game Notes: None

# Game Summary 41

	<b>Israel (ISR) – Spain (ESP)</b> <b>6 – 7</b>	
---	---	---

Sep 10, 2025 at Prague (CZE) (SaBaT)

-----  
 Israel.....000 201 03 - 6 6 1  
 Spain.....101 010 04 - 7 11 0  
 -----

Israel 6

PLAYER	AB	R	H	BI	2B	3B	HR	BB	SB	CS	HP	SH	SF	SO	IBB	KL	GDP	PO	A	E
LEWIS MADDY 2b	3	2	1	2	1	0	0	1	0	0	0	0	0	1	0	0	0	2	4	0
GOTTLIEB ELIANA RUBY rf	3	2	2	0	0	0	0	0	2	0	0	1	0	0	0	0	0	0	0	0
VANDEWATER TARA c	3	0	0	1	0	0	0	0	0	0	0	0	1	1	0	0	0	3	2	0
SALZMAN RUBY ISABELL cf	3	0	1	2	0	0	0	0	0	0	0	0	1	1	0	0	0	1	0	0
SHERMAN SAMANTHA dp	3	0	0	0	0	0	0	0	0	0	0	0	0	2	0	1	0	0	0	0
KAPLAN EDITH 3b	3	0	0	0	0	0	0	0	0	0	0	0	0	2	0	1	0	0	6	0
GILBERT SYDNEY ROSE lf	3	0	1	0	0	0	0	0	0	0	0	0	0	0	0	0	0	0	0	0
LICHT AMANDA DONA lb	3	1	0	0	0	0	0	0	0	0	0	0	0	1	0	0	0	14	1	1
RITCHIE ARIZONA SAGE ss	3	1	1	0	0	0	0	0	0	0	0	0	0	0	0	0	0	2	5	0
WAMPLER ROBYN SUE p	0	0	0	0	0	0	0	0	0	0	0	0	0	0	0	0	0	0	1	0
Totals	27	6	6	5	1	0	0	1	2	0	0	1	2	8	0	2	0	22	19	1

Spain 7

PLAYER	AB	R	H	BI	2B	3B	HR	BB	SB	CS	HP	SH	SF	SO	IBB	KL	GDP	PO	A	E
CAICOYA Maria rf	5	1	3	1	0	0	0	0	0	0	0	0	0	1	0	0	0	0	0	0
BLESA Meritxell 2b	3	0	0	0	0	0	0	0	0	0	0	1	0	0	0	0	0	2	1	0
PISoN Maialen pr	0	1	0	0	0	0	0	0	0	0	0	0	0	0	0	0	0	0	0	0
MODREGO Uxua cf	3	2	2	2	0	0	1	1	0	0	0	0	0	0	1	0	0	11	0	0
CAICOYA Carmen dp	4	0	2	1	1	0	0	0	0	0	0	0	0	0	0	0	0	0	0	0
LEDEZMA Sorangel 3b	4	0	1	1	0	0	0	0	0	0	0	0	0	1	0	1	0	0	0	0
RODRIGO Raquel pr	0	1	0	0	0	0	0	0	0	0	0	0	0	0	0	0	0	0	0	0
MARIN PARRA ABRIL lf	2	1	1	0	0	0	0	1	0	0	1	0	0	0	0	0	0	1	0	0
LOIDI Sara lb	2	1	0	0	0	0	0	0	0	0	0	2	0	0	0	0	0	3	1	0
DENIA Yulan ss	3	0	2	2	0	0	0	0	0	0	0	0	0	0	0	0	0	0	0	0
CERDA Ariadna ph	1	0	0	0	0	0	0	0	0	0	0	0	0	1	0	0	0	0	0	0
VALLS Maria c	3	0	0	0	0	0	0	0	0	0	0	0	0	0	0	0	0	7	1	0
ALVAREZ Estibaliz ph	1	0	0	0	0	0	0	0	0	0	0	0	0	0	0	0	0	0	0	0
RAMIREZ Anyibell p	0	0	0	0	0	0	0	0	0	0	0	0	0	0	0	0	0	0	0	0
ALONSO Beatriz p	0	0	0	0	0	0	0	0	0	0	0	0	0	0	0	0	0	0	0	0
Totals	31	7	11	7	1	0	1	2	0	0	1	3	0	3	1	1	0	24	3	0

Israel	IP	H	R	ER	BB	SO	WP	HP	IP	IBB	SH	SF	2B	3B	HR	AB	BF	FO	GO	NP
WAMPLER ROBYN SUE L,3-1	7.1	11	7	5	2	3	1	1	0	1	3	0	1	0	1	31	37	2	17	111

Spain	IP	H	R	ER	BB	SO	WP	HP	IP	IBB	SH	SF	2B	3B	HR	AB	BF	FO	GO	NP
RAMIREZ Anyibell	5.0	2	2	2	1	3	1	0	0	0	0	1	0	0	0	16	18	11	1	65
ALONSO Beatriz W,3-0	3.0	4	4	3	0	5	0	0	0	0	1	1	1	0	0	11	13	3	1	59

Umpires: HP-Klaus HANIKA (AUT), 1B-Branislav Sušila (SVK), 3B-Pavel Menšík (CZE)  
 Scorers: Petra KUBÍNOVÁ (CZE), Matěj Sedláček (CZE)  
 TC: Sandra Gouverneur (NED)  
 Start: 10:02 Time: 2:18 Attendance: 132 Weather: partly cloudy, 18 °C  
 Game Notes: None

# Game Summary 42

	<b>Austria (AUT) – Germany (GER)</b>	
<b>1 – 2</b>		

Sep 10, 2025 at Prague (CZE) (Spectrum Praha)

-----  
Austria.....000 001 0 - 1 1 1  
Germany.....001 100 (X) - 2 4 1  
-----

Austria 1

PLAYER	AB	R	H	BI	2B	3B	HR	BB	SB	CS	HP	SH	SF	SO	IBB	KL	GDP	PO	A	E
SILLIPP Elisabeth ss	3	0	0	0	0	0	0	0	0	0	0	0	0	3	0	0	0	4	2	0
MC GARRY Louise 3b	3	1	1	0	1	0	0	0	0	0	0	0	0	1	0	0	0	0	4	0
BETTSTEIN Olivia cf	2	0	0	0	0	0	0	1	0	0	0	0	0	0	0	0	0	2	0	0
KAINDL Ina 1b	1	0	0	0	0	0	0	1	0	0	0	1	0	0	0	0	0	3	0	1
BENTZ Lara pr	0	0	0	0	0	0	0	0	0	0	0	0	0	0	0	0	0	0	0	0
DE ROUIN Sophie rf	3	0	0	0	0	0	0	0	0	0	0	0	0	2	0	0	0	3	0	0
LACKNER-KEIL Martina p/opo	2	0	0	0	0	0	0	0	0	0	0	0	0	1	0	0	0	0	1	0
GANTNER Matilda ph	1	0	0	0	0	0	0	0	0	0	0	0	0	1	0	0	0	0	0	0
SCHNEIDER Lya lf	2	0	0	0	0	0	0	1	0	0	0	0	0	0	0	0	0	1	0	0
MERIAUX Caroline dp	1	0	0	0	0	0	0	0	0	0	0	1	0	0	0	0	0	0	0	0
HANIKA Emma p	1	0	0	0	0	0	0	0	0	0	0	0	0	0	0	0	0	0	0	0
ORLOVITS-ZAIDAN Deni 2b	1	0	0	0	0	0	0	1	0	0	0	0	1	0	1	0	0	3	1	0
KARNER Lea c	0	0	0	0	0	0	0	0	0	0	0	0	0	0	0	0	0	2	0	0
<b>Totals</b>	<b>20</b>	<b>1</b>	<b>1</b>	<b>0</b>	<b>1</b>	<b>0</b>	<b>0</b>	<b>4</b>	<b>0</b>	<b>0</b>	<b>0</b>	<b>2</b>	<b>0</b>	<b>9</b>	<b>0</b>	<b>1</b>	<b>0</b>	<b>18</b>	<b>8</b>	<b>1</b>

Germany 2

PLAYER	AB	R	H	BI	2B	3B	HR	BB	SB	CS	HP	SH	SF	SO	IBB	KL	GDP	PO	A	E
SZALAY Katharina ss	3	1	1	1	0	0	1	0	0	0	0	0	0	0	0	0	0	1	0	0
KuHLER Amelie rf	2	0	1	0	1	0	0	1	0	0	0	0	0	0	0	0	0	0	0	0
BLOCK Sarissa cf	2	0	0	0	0	0	0	0	0	0	1	0	1	0	1	0	0	1	0	0
BISWAS Lioba 3b	3	0	1	0	0	0	0	0	0	0	0	0	0	0	0	0	0	0	5	1
ROTH Amelie pr	0	1	0	0	0	0	0	0	0	0	0	0	0	0	0	0	0	0	0	0
LANKHORST Lee 1b/p	2	0	0	0	0	0	0	0	0	0	1	0	0	0	0	0	0	6	1	0
SISTIG Jana dp	2	0	0	0	0	0	0	1	0	0	0	0	0	0	0	0	0	0	0	0
WEIL Jessica 2b	3	0	1	1	0	0	0	0	0	0	0	0	0	0	0	0	0	3	0	0
WEIL Jennifer c	2	0	0	0	0	0	0	0	0	0	0	0	0	0	0	0	0	7	3	0
EITING Jacqueline lf	2	0	0	0	0	0	0	0	0	0	0	0	1	0	0	0	0	2	0	0
LAGLER Mara 1b	0	0	0	0	0	0	0	0	0	0	0	0	0	0	0	0	0	1	0	0
HELD Hannah p	0	0	0	0	0	0	0	0	0	0	0	0	0	0	0	0	0	0	2	0
BREUNINGER Jule lf	0	0	0	0	0	0	0	0	0	0	0	0	0	0	0	0	0	0	0	0
<b>Totals</b>	<b>21</b>	<b>2</b>	<b>4</b>	<b>2</b>	<b>1</b>	<b>0</b>	<b>1</b>	<b>2</b>	<b>0</b>	<b>0</b>	<b>2</b>	<b>0</b>	<b>2</b>	<b>0</b>	<b>2</b>	<b>0</b>	<b>1</b>	<b>21</b>	<b>11</b>	<b>1</b>

Austria	IP	H	R	ER	BB	SO	WP	HP	IP	IBB	SH	SF	2B	3B	HR	AB	BF	FO	GO	NP
LACKNER-KEIL Martina L,0-2	4.0	3	2	2	1	1	0	0	0	0	2	0	0	0	1	14	17	4	7	57
HANIKA Emma	2.0	1	0	0	1	1	0	0	0	0	0	0	1	0	0	7	8	5	0	27

Germany	IP	H	R	ER	BB	SO	WP	HP	IP	IBB	SH	SF	2B	3B	HR	AB	BF	FO	GO	NP
HELD Hannah W,1-2	6.0	1	1	0	4	8	0	0	0	0	2	0	1	0	0	17	23	3	7	87
LANKHORST Lee	1.0	0	0	0	0	1	0	0	0	0	0	0	0	0	0	3	3	1	1	8

Umpires: HP-Martin CHMELÍK (CZE), 1B-Luka Rilović (CRO), 3B-Britt Nielandt (BEL)  
Scorers: Kristýna MALÁ (CZE), Kamila Foltýnová (CZE)  
TC: Wout ISBOUITS (NED)  
Start: 9:59 Time: 1:42 Attendance: 120 Weather:  
Game Notes: None

# Game Summary 43



## Greece (GRE) – France (FRA) 2 – 5



Sep 10, 2025 at Prague (CZE) (Tempo)

-----  
 Greece.....000 002 0 - 2 5 1  
 France.....100 130 (X) - 5 10 0  
 -----

### Greece 2

PLAYER	AB	R	H	BI	2B	3B	HR	BB	SB	CS	HP	SH	SF	SO	IBB	KL	GDP	PO	A	E
POLYDOROS Georgia Ch cf	4	0	1	0	0	0	0	0	0	0	0	0	0	1	0	0	0	1	1	0
STAVROU Zoe lb	4	0	0	0	0	0	0	0	0	0	0	0	0	2	0	1	0	6	0	0
PESS Olivia Nicole lf	3	0	1	0	0	0	0	0	0	0	0	0	0	0	0	0	0	2	0	0
LYSIKATOS Tselsi Nik c	3	0	0	0	0	0	0	0	0	0	0	0	0	1	0	0	0	3	1	0
PSARRAS Selina 3b	2	1	0	0	0	0	0	1	0	0	0	0	0	1	0	0	0	1	1	1
KOLANDER Molly Suzan rf	2	1	1	2	0	0	1	0	0	0	1	0	0	0	0	0	0	3	0	0
PAPPAS Sophie ss	2	0	0	0	0	0	0	1	0	0	0	0	0	0	0	0	0	1	3	0
ZEPEDA Maria dp/ph	2	0	0	0	0	0	0	1	0	0	0	0	0	0	0	0	0	0	0	0
BOURNIAS Evangeline pr	0	0	0	0	0	0	0	0	0	0	0	0	0	0	0	0	0	0	0	0
NYKAZA BRIANNA 2b	3	0	2	0	0	0	0	0	0	0	0	0	0	0	0	0	0	1	1	0
XENIDIS Kasey Lee p	0	0	0	0	0	0	0	0	0	0	0	0	0	0	0	0	0	0	1	0
RUNYON CHELSEA p	0	0	0	0	0	0	0	0	0	0	0	0	0	0	0	0	0	0	0	0
Totals	25	2	5	2	0	0	1	3	0	0	0	1	0	5	0	1	0	18	8	1

### France 5

PLAYER	AB	R	H	BI	2B	3B	HR	BB	SB	CS	HP	SH	SF	SO	IBB	KL	GDP	PO	A	E
PRADE Pauline 2b	2	1	1	0	0	0	0	0	0	0	0	1	0	0	0	0	0	3	3	0
HAUDIQUER Ines lf	2	1	2	1	0	0	0	0	0	1	0	1	0	0	0	0	0	2	0	0
ROGRON Kimane 3b	2	0	0	1	0	0	0	0	0	0	0	0	1	0	0	0	0	0	2	0
MAYEUX Melissa ss	3	1	1	1	0	0	1	0	0	0	0	0	0	0	0	0	0	4	1	0
TRIBOLET Eloise cf	3	1	1	0	0	0	0	0	0	0	0	0	0	0	0	0	0	1	0	0
BROUARD Ambre lb	3	0	1	1	1	0	0	0	0	0	0	0	0	0	0	0	0	5	0	0
SELLAM Lena dp	3	0	3	0	0	0	0	0	0	0	0	0	0	0	0	0	0	0	0	0
PAPAIN Lisa Anais pr	0	0	0	0	0	0	0	0	1	0	0	0	0	0	0	0	0	0	0	0
ENRIONE-THORRAND Chi c	3	0	0	0	0	0	0	0	0	0	0	0	0	2	0	1	0	6	0	0
PEAN Youna rf	3	1	1	0	0	0	0	0	0	0	0	0	1	0	0	0	0	0	0	0
COSTES Clelia p	0	0	0	0	0	0	0	0	0	0	0	0	0	0	0	0	0	0	2	0
Totals	24	5	10	4	1	0	1	0	1	1	0	2	1	3	0	1	0	21	8	0

Greece	IP	H	R	ER	BB	SO	WP	HP	IP	IBB	SH	SF	2B	3B	HR	AB	BF	FO	GO	NP
XENIDIS Kasey Lee L,1-1	4.2	9	5	5	0	1	0	0	0	0	2	1	1	0	1	19	22	7	4	59
RUNYON CHELSEA	1.1	1	0	0	0	2	0	0	0	0	0	0	0	0	0	5	5	1	1	18

France	IP	H	R	ER	BB	SO	WP	HP	IP	IBB	SH	SF	2B	3B	HR	AB	BF	FO	GO	NP
COSTES Clelia W,2-1	7.0	5	2	2	3	5	0	0	0	0	1	0	0	0	1	25	29	7	9	128

Umpires: HP-Svata Smysl (CZE), 1B-Patrik Knechtle (SUI), 3B-Jeanot VAN VLIET (NED)  
 Scorers: Pavla Mádrová (CZE), Táňa NEVĚŘILOVÁ (CZE)  
 TC: Arjan Baanen (NED)  
 Start: 10:00 Time: undefined Attendance: 0 Weather:  
 Game Notes: None

# Game Summary 44



## Switzerland (SUI) – Netherlands (NED) 2 – 9



Sep 10, 2025 at Prague (CZE) (Eagles - Field 2)

Switzerland.....000 20 - 2 4 3  
Netherlands.....402 21 - 9 11 0

### Switzerland 2

PLAYER	AB	R	H	BI	2B	3B	HR	BB	SB	CS	HP	SH	SF	SO	IBB	KL	GDP	PO	A	E
ZEHNDER Kimberly ss	1	1	0	0	0	0	0	1	0	0	0	0	0	0	0	0	0	1	0	0
FISCHER Jody Carolin cf	2	0	0	0	0	0	0	0	0	0	0	0	0	0	0	0	0	1	0	1
LIECHTI Janina Amand cf	0	0	0	0	0	0	0	0	0	0	0	0	0	0	0	0	0	1	0	0
ADKINS Reya Cheyenne rf	2	1	1	0	0	0	0	0	0	0	0	0	0	0	0	0	0	2	0	0
ZEHNDER Michelle Mar 1b/3b	2	0	1	2	1	0	0	0	0	0	0	0	0	0	0	0	0	1	2	1
BRANDLI Andrea lf	2	0	1	0	0	0	0	0	1	0	0	0	0	0	0	0	0	0	1	1
SCHMID Celina 2b	2	0	0	0	0	0	0	0	0	0	0	0	0	1	0	0	0	1	0	0
JAMEYSON Mariah Elis c	1	0	0	0	0	0	0	0	0	0	0	0	0	0	0	0	0	1	0	0
MATHIS Amy c	1	0	0	0	0	0	0	0	0	0	0	0	0	0	0	0	0	1	0	0
REINECKE Julia Celin 3b/1b	1	0	0	0	0	0	0	0	0	0	0	0	0	0	0	0	0	5	0	0
LUTZ Solana 1b	1	0	0	0	0	0	0	0	0	0	0	0	0	0	0	0	0	0	0	0
LUTZ Riona dp	2	0	1	0	0	0	0	0	1	0	0	0	0	0	0	0	0	0	0	0
HEIMGARTNER BOCK Kar p	0	0	0	0	0	0	0	0	0	0	0	0	0	0	0	0	0	0	0	0
ENTNER Josianne p	0	0	0	0	0	0	0	0	0	0	0	0	0	0	0	0	0	0	0	0
SCHATTON Felicitas p	0	0	0	0	0	0	0	0	0	0	0	0	0	0	0	0	0	0	0	1
Totals	17	2	4	2	1	0	0	1	0	2	0	0	0	1	0	0	0	14	4	3

### Netherlands 9

PLAYER	AB	R	H	BI	2B	3B	HR	BB	SB	CS	HP	SH	SF	SO	IBB	KL	GDP	PO	A	E
PIAR Anaise rf	3	1	1	0	0	0	0	1	0	0	0	0	0	0	1	0	0	2	0	0
JANSEN Annemiek cf	4	2	3	2	1	0	1	0	0	0	0	0	0	1	0	1	0	0	0	0
VAN AALST Jessie dp/p	1	2	1	2	0	1	0	2	0	0	0	0	0	0	0	0	0	0	1	0
BEERS Brenda lf	2	0	0	0	0	0	0	1	0	0	0	0	0	0	0	0	0	0	0	0
UYTENDAAL Nicky 1b	2	1	1	1	0	0	0	0	0	0	1	0	0	0	0	0	0	4	1	0
VAN DER ZANDEN Cindy 2b	3	1	2	1	0	0	0	0	0	0	0	0	0	0	0	0	0	4	0	0
CLARIJS Lizzie ss	3	0	1	0	0	0	0	0	0	0	0	0	0	1	0	0	0	3	2	0
DEN DUIJN Sterre 3b	3	1	0	0	0	0	0	0	0	0	0	0	0	0	0	0	0	1	0	1
CROUWEL Marijn c	3	1	2	0	0	0	0	0	0	0	0	0	0	0	0	0	0	2	2	0
GIRIGORIE J'dah p	0	0	0	0	0	0	0	0	0	0	0	0	0	0	0	0	0	0	0	0
Totals	24	9	11	6	1	1	1	4	0	0	1	0	0	2	1	1	1	15	7	0

Switzerland	IP	H	R	ER	BB	SO	WP	HP	IP	IBB	SH	SF	2B	3B	HR	AB	BF	FO	GO	NP
HEIMGARTNER BOCK Kar L,2-2	0.1	5	4	4	0	0	1	1	1	0	0	0	0	1	0	6	7	0	1	26
ENTNER Josianne	2.0	2	2	0	2	2	1	0	0	0	0	0	0	0	0	8	10	1	3	37
SCHATTON Felicitas	2.1	4	3	3	2	0	1	0	0	1	0	0	1	0	1	10	12	4	2	43

Netherlands	IP	H	R	ER	BB	SO	WP	HP	IP	IBB	SH	SF	2B	3B	HR	AB	BF	FO	GO	NP
GIRIGORIE J'dah	0.0	0	0	0	0	0	0	0	0	0	0	0	0	0	0	0	0	0	0	0
VAN AALST Jessie W,1-0	5.0	4	2	2	1	1	0	0	0	0	0	0	1	0	0	17	18	7	5	58

Umpires: HP-Giuseppe Laudani (ITA), 1B-Thomas LOHNERT (GER), 3B-Tom Bosmans (BEL)  
Scorers: Jifí Kotlas (CZE), David BECK (CZE)  
TC: Gabriele HARDINGER (AUT)  
Start: 11:01 Time: 1:29 Attendance: 32 Weather: Sunny  
Game Notes: None

# Game Summary 45

**Poland (POL) – Denmark (DEN)**  
**2 – 3**

Sep 10, 2025 at Prague (CZE) (Eagles - Field 1)

-----  
Poland.....001 000 1 - 2 6 2  
Denmark.....000 030 (X) - 3 7 1  
-----

Poland 2

PLAYER	AB	R	H	BI	2B	3B	HR	BB	SB	CS	HP	SH	SF	SO	IBB	KL	GDP	PO	A	E
KIRSANOW Julia ss	3	1	1	0	0	1	0	0	0	0	0	0	0	0	0	0	0	2	1	0
ROMO Ella 2b	2	0	0	1	0	0	0	0	0	0	0	0	1	1	0	0	0	3	2	1
ZIELISSKA Aleksandra cf	3	0	1	0	0	0	0	0	0	0	0	0	0	0	0	0	0	3	0	0
KOZIOS Emilia p	3	0	0	0	0	0	0	0	0	0	0	0	0	0	0	0	0	0	2	0
GRZESZCZAK Aleksandr lf	3	1	2	0	0	1	0	0	0	0	0	0	0	1	0	0	0	0	0	1
SMEDER Zuzanna c	2	0	0	0	0	0	0	0	0	0	1	0	0	0	0	0	0	2	0	0
SZCZYFKA Sandra 3b	3	0	2	0	0	0	0	0	0	0	0	0	0	1	0	0	0	2	2	0
SASKOWSKA Anna rf	3	0	0	0	0	0	0	0	0	0	0	0	0	0	0	0	0	3	0	0
PYCH Judyta lb	2	0	0	0	0	0	0	0	0	0	0	0	2	0	0	0	0	3	1	0
Totals	24	2	6	1	0	2	0	0	0	0	0	1	1	5	0	0	0	18	8	2

Denmark 3



PLAYER	AB	R	H	BI	2B	3B	HR	BB	SB	CS	HP	SH	SF	SO	IBB	KL	GDP	PO	A	E
BUSK CRAIG Evie ss	4	0	2	0	0	0	0	0	0	0	0	0	0	0	0	0	0	2	1	0
THORSLUND Carina cf	3	1	1	0	0	0	0	0	0	0	0	1	0	0	0	0	0	1	1	0
NIELSEN Ellen 3b	3	1	0	0	0	0	0	0	0	0	0	0	0	0	0	0	0	3	1	0
SORENSEN Pernille ph/3b	1	0	1	0	0	0	0	0	0	0	0	0	0	0	0	0	0	0	0	0
NIELSEN Mathilde p	3	0	1	1	0	0	0	0	0	0	0	0	1	0	0	0	0	0	2	0
STOCKFORD NILHØJ Tia 2b	2	1	1	0	0	0	1	0	0	0	0	0	0	0	0	0	0	2	0	0
MØLLER Freja Krisman rf	0	0	0	0	0	0	0	0	0	0	0	0	0	0	0	0	0	1	1	0
BRINK HINZE Sara dp	3	0	1	2	1	0	0	0	0	0	0	0	0	1	0	0	0	0	0	0
MILNE Fiona pr	0	0	0	0	0	0	0	0	0	0	0	0	0	0	0	0	0	0	0	0
THOMSEN Katja c	2	0	0	0	0	0	1	0	0	0	0	0	0	0	0	0	0	6	0	1
MAJ OLSEN Sofie rf/lf	2	0	0	0	0	0	1	0	0	0	0	0	0	0	0	0	0	2	0	0
CULP Vivian lf	1	0	0	0	0	0	1	0	0	0	0	0	0	0	0	0	0	1	0	0
DOLLERUP Line ph/2b	0	0	0	0	0	0	1	0	0	0	0	0	0	0	0	0	0	0	0	0
MILNE Fiona lb	0	0	0	0	0	0	0	0	0	0	0	0	0	0	0	0	0	3	0	0
Totals	24	3	7	3	1	0	5	0	0	0	1	1	1	1	0	0	0	21	6	1

Poland	IP	H	R	ER	BB	SO	WP	HP	IP	IBB	SH	SF	2B	3B	HR	AB	BF	FO	GO	NP
KOZIOS Emilia L,1-1	6.0	7	3	3	5	1	0	0	0	0	1	1	1	0	0	24	31	9	7	95

Denmark	IP	H	R	ER	BB	SO	WP	HP	IP	IBB	SH	SF	2B	3B	HR	AB	BF	FO	GO	NP
NIELSEN Mathilde W,2-0	7.0	6	2	1	0	5	1	0	0	0	1	1	0	2	0	24	26	11	4	98

Umpires: HP-Sandro Sina (ITA), 1B-Tomo Žezlina (SLO), 3B-Galip Sönmez (GER)  
Scorers: Lucie HUDÍKOVÁ (CZE), Barbora HOUDKOVÁ (CZE)  
TC: Gabriele HARDINGER (AUT)  
Start: 13:00 Time: 1:36 Attendance: 56 Weather: Sunny  
Game Notes: None

# Game Summary 46

	<b>Lithuania (LTU) – Slovakia (SVK)</b> <b>5 – 8</b>	
---	---	---

Sep 10, 2025 at Prague (CZE) (SaBaT)

-----  
Lithuania.....200 030 0 - 5 7 6  
Slovakia.....004 022 (X) - 8 6 0  
-----

Lithuania 5

PLAYER	AB	R	H	BI	2B	3B	HR	BB	SB	CS	HP	SH	SF	SO	IBB	KL	GDP	PO	A	E
BAITIUL Kira ss	3	1	0	0	0	0	0	0	0	0	1	0	0	2	0	0	0	4	2	3
NEVERAUSKAITS Nomedas p	3	2	2	0	0	0	0	1	0	0	0	0	0	0	0	0	0	0	1	0
EINORYTE Mija lb	4	0	0	0	0	0	0	0	0	0	0	0	0	0	0	0	0	3	0	1
ALEKSANDRAVICIUTE Gu cf	3	1	1	2	0	0	0	1	0	0	0	0	0	0	0	0	0	0	0	0
RINKEVISISTE Vanesa c	4	0	1	1	0	0	0	0	0	0	0	0	0	1	0	0	0	8	1	0
VIKULOVAITE Gerda 2b/3b	2	1	0	0	0	0	0	2	0	0	0	0	1	0	1	0	0	0	1	0
PETRAITYTE Verdene lf	4	0	1	0	0	0	0	0	0	0	0	0	0	2	0	1	0	1	0	0
BARZDIUTE Akvile rf	2	0	2	2	0	0	0	0	0	0	1	0	0	0	0	0	0	0	0	0
UTAKYTE Goda 3b/2b	2	0	0	0	0	0	0	0	0	0	0	0	0	2	0	0	0	2	0	2
PETRAITIENE Laura ph	1	0	0	0	0	0	0	0	0	0	0	0	0	1	0	0	0	0	0	0
Totals	28	5	7	5	0	0	0	4	0	0	2	0	0	9	0	2	0	18	5	6

Slovakia 8



PLAYER	AB	R	H	BI	2B	3B	HR	BB	SB	CS	HP	SH	SF	SO	IBB	KL	GDP	PO	A	E
SUCHOSOVA Lucia cf	3	3	3	0	1	0	0	1	0	1	0	0	0	0	1	0	0	2	0	0
GUNISOVA Lenka c	3	2	1	1	0	0	0	1	0	0	0	0	0	0	0	0	0	9	0	0
MIHALKOVA Klaudia dp/p	4	0	1	2	0	0	0	0	0	0	0	0	0	2	0	1	0	0	0	0
DRGOSOVA Dana 3b	2	0	0	1	0	0	0	1	0	0	0	1	0	0	0	0	0	0	1	0
LINCMAIEROVA Laura p	0	0	0	0	0	0	0	0	0	0	0	0	0	0	0	0	0	0	0	0
JANISKOVA Alexandra p/opo	2	0	0	0	0	0	0	0	0	0	0	0	0	2	0	0	0	0	1	0
DEAKOVA Erika ph	2	0	0	0	0	0	0	0	0	0	0	0	0	0	0	0	0	0	0	0
SZALAI Natalia 2b	3	0	0	0	0	0	0	0	0	0	0	0	0	1	0	0	0	2	4	0
BORISOVA Tamara lb	2	1	0	0	0	0	0	1	0	0	0	0	0	2	0	0	0	8	0	0
GRMANOVA Patricia rf	3	1	0	0	0	0	0	0	0	0	0	0	0	1	0	0	0	0	0	0
HORVATHOVA Kristina lf	3	1	1	0	0	0	0	0	0	0	0	0	0	0	0	0	0	0	0	0
CSOMOROVA Terezia ss	0	0	0	0	0	0	0	0	0	0	0	0	0	0	0	0	0	0	1	0
Totals	27	8	6	4	1	0	0	4	0	1	0	1	0	8	1	1	0	21	7	0

Lithuania	IP	H	R	ER	BB	SO	WP	HP	IP	IBB	SH	SF	2B	3B	HR	AB	BF	FO	GO	NP
NEVERAUSKAITS Nomedas L,2-2	6.0	6	8	3	4	8	4	0	0	1	1	0	1	0	0	27	32	6	3	117

Slovakia	IP	H	R	ER	BB	SO	WP	HP	IP	IBB	SH	SF	2B	3B	HR	AB	BF	FO	GO	NP
LINCMAIEROVA Laura	1.0	2	2	2	1	1	1	2	0	0	0	0	0	0	0	5	8	1	1	29
JANISKOVA Alexandra	3.2	3	3	3	3	4	0	0	0	0	0	0	0	0	0	14	17	3	4	65
MIHALKOVA Klaudia W,1-2	2.1	2	0	0	0	4	0	0	0	0	0	0	0	0	0	9	9	1	2	32

Umpires: HP-Alexander Levine (GBR), 1B-Pavel Menšik (CZE), 3B-Nicolas CRULLI (FRA)  
Scorers: Matěj Sedláček (CZE), Květa FOITOVÁ (CZE)  
TC: Sandra Gouverneur (NED)  
Start: 12:58 Time: 1:54 Attendance: 13 Weather: Sunny, partly cloudy  
Game Notes: None

# Game Summary 47

	<b>Türkiye (TUR) – Finland (FIN)</b> <b>0 – 10</b>	
---	---	---

Sep 10, 2025 at Prague (CZE) (Tempo)

-----  
Türkiye.....000 0 - 0 2 1  
Finland.....540 1 - 10 9 0  
-----

Türkiye 0

PLAYER	AB	R	H	BI	2B	3B	HR	BB	SB	CS	HP	SH	SF	SO	IBB	KL	GDP	PO	A	E
DASDELEN Hayel c	2	0	0	0	0	0	0	0	0	0	0	0	0	0	0	0	0	1	1	0
DEMSR AYSELNUR c	0	0	0	0	0	0	0	0	0	0	0	0	0	0	0	0	0	2	0	0
DEMIR Deniz lf/cf	2	0	0	0	0	0	0	0	0	0	0	0	0	1	0	0	0	1	0	0
KAYA BUKRE cf	0	0	0	0	0	0	0	0	0	0	0	0	0	0	0	0	0	0	0	0
IRMAK HSLAL rf	2	0	0	0	0	0	0	0	0	0	0	0	0	2	0	1	0	0	0	0
TEMSZ KADER rf	0	0	0	0	0	0	0	0	0	0	0	0	0	0	0	0	0	0	0	0
TURHAN Sudenaz p	1	0	0	0	0	0	0	0	0	0	0	0	0	1	0	1	0	0	0	0
GuLLu Elif CaSla p	1	0	1	0	0	0	0	0	0	0	0	0	0	0	0	0	0	0	0	0
RENDA Ravza lb	2	0	0	0	0	0	0	0	0	0	0	0	0	1	0	1	0	2	1	0
BOZDAS BUSRA 2b	1	0	0	0	0	0	0	0	0	0	0	0	0	0	0	0	0	2	1	0
SSMSEK NESE dp	1	0	0	0	0	0	0	0	0	0	0	0	0	0	0	0	0	0	0	0
DEMIR Gamze Nur cf/lf	1	0	1	0	0	0	0	0	0	0	0	0	0	0	0	0	0	1	0	0
CETINER Emine lf	0	0	0	0	0	0	0	0	0	0	0	0	0	0	0	0	0	0	0	0
GuVENDIK Nisa 3b	1	0	0	0	0	0	0	0	0	0	0	0	0	0	0	0	0	0	0	0
oKSuz sude 3b	0	0	0	0	0	0	0	0	0	0	0	0	0	0	0	0	0	0	0	0
KAYA Nuray ss	0	0	0	0	0	0	0	0	0	0	0	0	0	0	0	0	0	0	0	1
KAYAS Efna GuneS ss	0	0	0	0	0	0	0	0	0	0	0	0	0	0	0	0	0	0	0	0
Totals	14	0	2	0	0	0	0	0	0	0	0	0	0	5	0	3	0	9	3	1

Finland 10



PLAYER	AB	R	H	BI	2B	3B	HR	BB	SB	CS	HP	SH	SF	SO	IBB	KL	GDP	PO	A	E
OSORIO Tanja lb	1	2	0	0	0	0	0	1	0	0	1	0	0	0	0	0	0	3	0	0
SIIRA Jenna cf/rf	2	1	1	0	0	0	0	1	0	1	0	0	0	0	0	0	0	0	0	0
MARTIN Erica dp/p	3	2	2	1	0	0	0	0	0	0	0	0	0	1	0	1	0	0	0	0
MaNTYLa Anni 2b	1	2	0	0	0	0	0	2	0	0	0	0	0	0	0	0	0	2	0	0
HUTRI Ellamaria ss	3	2	3	4	2	1	0	0	0	0	0	0	0	0	0	0	0	0	0	0
SEPPaLa Paula lf/cf	2	1	2	1	1	0	0	0	0	0	0	0	0	0	0	0	0	1	0	0
LaHDEMaKI Elise 3b	2	0	1	0	0	0	0	0	0	1	0	0	0	0	0	0	0	0	2	0
SAVOLAINEN Saara c	1	0	0	0	0	0	0	0	0	0	0	0	0	1	0	1	0	4	0	0
TAHVOLA Kairit c	1	0	0	0	0	0	0	0	0	0	0	0	0	0	1	0	0	0	1	0
SYRJaLa Emma rf	0	0	0	0	0	0	0	1	0	0	0	0	0	0	0	0	0	0	0	0
JOKINEN Kati lf	0	0	0	0	0	0	0	0	0	1	0	0	0	0	0	0	0	1	0	0
KARHIAHO Sanni p	0	0	0	0	0	0	0	0	0	0	0	0	0	0	0	0	0	0	2	0
Totals	16	10	9	7	4	1	0	4	1	1	3	0	0	3	0	2	0	12	4	0

Türkiye	IP	H	R	ER	BB	SO	WP	HP	IP	IBB	SH	SF	2B	3B	HR	AB	BF	FO	GO	NP
TURHAN Sudenaz L,0-4	2.0	8	9	8	3	1	3	1	0	0	0	0	3	1	0	12	16	2	1	48
GuLLu Elif CaSla	1.0	1	1	1	1	2	1	2	0	0	0	0	1	0	0	4	7	1	0	25

Finland	IP	H	R	ER	BB	SO	WP	HP	IP	IBB	SH	SF	2B	3B	HR	AB	BF	FO	GO	NP
KARHIAHO Sanni W,2-2	2.0	0	0	0	0	4	0	0	0	0	0	0	0	0	0	6	6	0	2	27
MARTIN Erica	2.0	2	0	0	0	1	0	0	0	0	0	0	0	0	0	8	8	3	2	32

Umpires: HP-Patrik Knechtle (SUI), 1B-Jeanot VAN VLIET (NED), 3B-Svata Smysl (CZE)  
Scorers: Táňa NEVĚŘILOVÁ (CZE), Pavla Mádrová (CZE)  
TC: Arjan Baanen (NED)  
Start: 13:01 Time: 1:06 Attendance: 22 Weather: Cloudy, 22C  
Game Notes: None

# Game Summary 48

	<b>Belgium (BEL) – Sweden (SWE)</b> <b>10 – 0</b>	
---	--	---

Sep 10, 2025 at Prague (CZE) (Eagles - Field 2)

-----  
 Belgium.....023 14 - 10 8 1  
 Sweden.....000 00 - 0 0 5  
 -----

## Belgium 10

PLAYER	AB	R	H	BI	2B	3B	HR	BB	SB	CS	HP	SH	SF	SO	IBB	KL	GDP	PO	A	E
GELDOF Kate p	4	2	2	1	0	0	0	0	0	0	0	0	0	0	0	0	0	0	0	1
GOOSEN Innes cf	1	2	1	0	0	0	0	2	2	0	0	1	0	0	0	0	0	1	0	0
JANSSEN Gitte c	3	1	1	1	0	0	0	0	0	1	0	0	1	0	1	0	0	3	0	0
JANSSENS Celine 3b	2	1	2	2	0	1	0	2	0	0	0	0	0	0	0	0	0	1	1	0
GOYVAERTS Caroline rf	3	0	0	2	0	0	0	1	0	0	0	0	0	0	0	0	0	1	0	0
VAN DROOGENBROECK Ma ss	4	0	0	0	0	0	0	0	0	0	0	0	2	0	1	0	0	0	2	0
MOSTAERT Fleur dp	1	2	0	0	0	0	0	2	0	0	0	0	0	0	0	0	0	0	0	0
ROEF Lauren lb	3	1	1	0	0	0	0	0	1	0	0	0	0	1	0	0	0	6	0	0
KASCHL Ada 2b	3	1	1	1	1	0	0	0	0	0	0	0	0	0	0	0	0	2	2	0
ROTHIER Yana lf	0	0	0	0	0	0	0	0	0	0	0	0	0	0	0	0	0	1	0	0
Totals	24	10	8	7	1	1	0	7	3	0	1	1	0	4	0	2	0	15	5	1

## Sweden 0

PLAYER	AB	R	H	BI	2B	3B	HR	BB	SB	CS	HP	SH	SF	SO	IBB	KL	GDP	PO	A	E
BRIENESSE Paris 3b	2	0	0	0	0	0	0	0	0	0	0	0	0	0	0	0	0	0	0	2
ESTERS Frida cf	2	0	0	0	0	0	0	0	0	0	0	0	0	1	0	1	0	2	0	0
SANDAHL Linnea c	2	0	0	0	0	0	0	0	0	0	0	0	0	0	0	0	0	3	0	0
NORSTROM Ronja Eleon c	0	0	0	0	0	0	0	0	0	0	0	0	0	0	0	0	0	1	0	0
ERIKSSON Sofia ss	2	0	0	0	0	0	0	0	0	0	0	0	0	0	0	0	0	0	2	2
LINDSTEIN Maja lb/p	2	0	0	0	0	0	0	0	0	0	0	0	0	0	0	0	0	9	0	1
BUSK Lina rf	2	0	0	0	0	0	0	0	0	0	0	0	0	1	0	1	0	0	0	0
KARLSSON Lisa lf	2	0	0	0	0	0	0	0	0	0	0	0	0	0	0	0	0	0	0	0
ERIKSSON Emelie dp/p/lb	1	0	0	0	0	0	0	0	0	0	0	0	0	0	0	0	0	0	1	0
WENNERBERG Ellinor 2b	1	0	0	0	0	0	0	0	0	0	0	0	0	1	0	0	0	0	2	0
WALLen Amanda p	0	0	0	0	0	0	0	0	0	0	0	0	0	0	0	0	0	0	3	0
Totals	16	0	0	0	0	0	0	0	0	0	0	0	0	3	0	2	0	15	8	5

Belgium	IP	H	R	ER	BB	SO	WP	HP	IP	IBB	SH	SF	2B	3B	HR	AB	BF	FO	GO	NP
GELDOF Kate W,1-0	5.0	0	0	0	0	3	0	0	0	0	0	0	0	0	0	16	16	6	6	58

Sweden	IP	H	R	ER	BB	SO	WP	HP	IP	IBB	SH	SF	2B	3B	HR	AB	BF	FO	GO	NP
WALLen Amanda L,1-1	2.1	4	5	1	2	1	0	0	0	0	0	0	0	0	0	12	14	1	5	66
ERIKSSON Emelie	2.1	4	4	4	2	2	1	0	0	0	1	0	1	1	0	11	14	1	4	55
LINDSTEIN Maja	0.1	0	1	1	3	1	0	1	0	0	0	0	0	0	0	1	5	0	0	19

Umpires: HP-Santiago Aguilera (DOM), 1B-Sara Jacob (CAN), 3B-Tommasita Pavan (ITA)  
 Scorers: David BECK (CZE), Julie ONDERKOVÁ (CZE)  
 TC: Gabriele HARDINGER (AUT)  
 Start: 14:00 Time: 1:36 Attendance: 61 Weather:  
 Game Notes: None

# Game Summary 49



## Ukraine (UKR) – Greece (GRE) 7 – 5



Sep 11, 2025 at Prague (CZE) (Spectrum Praha)

Ukraine.....411 000 1 - 7 15 4  
Greece.....101 101 1 - 5 8 4

### Ukraine 7

PLAYER	AB	R	H	BI	2B	3B	HR	BB	SB	CS	HP	SH	SF	SO	IBB	KL	GDP	PO	A	E
HULIAIEVA ANNA lf	5	2	3	0	0	0	0	0	0	0	0	1	0	0	0	0	0	3	0	0
VOITENKO Karyna ss	4	1	0	0	0	0	0	1	0	0	0	0	0	0	0	0	0	0	2	1
SHUPNIAK ANNA 3b	4	0	0	0	0	0	0	0	0	0	0	0	0	2	0	0	0	1	1	1
KHODAKOVSKA Anna c/2b	2	0	1	1	0	0	0	1	0	0	0	0	1	0	0	0	0	4	3	0
OLIINYK VALERIIA pr	0	0	0	0	0	0	0	0	0	0	0	0	0	0	0	0	0	0	0	0
CALEEN KAITLYN MARIE dp/c	3	1	0	0	0	0	0	1	0	0	0	0	0	0	0	0	0	3	0	0
KOBYLIANSKA Daria 1b/p	4	1	3	3	0	0	1	0	0	0	0	0	0	0	0	0	0	2	1	0
KONSTANTINOVA ALINA pr	0	1	0	0	0	0	0	0	0	0	0	0	0	0	0	0	0	0	0	0
MATSKEVYCH Yana cf	4	0	1	0	0	0	0	0	0	0	0	0	0	0	0	0	0	2	0	0
BEZLATNIA VIKTORIIA rf	4	1	4	0	0	0	0	0	0	0	0	0	0	0	0	0	0	1	0	0
TKACHENKO POLINA 2b/1b	3	0	2	1	0	0	0	0	0	0	0	0	0	1	0	0	0	5	1	2
GALKINA POLINA ph	1	0	1	1	0	0	0	0	0	0	0	0	0	0	0	0	0	0	0	0
MALIK YULIIA p	0	0	0	0	0	0	0	0	0	0	0	0	0	0	0	0	0	0	1	0
Totals	34	7	15	6	0	0	1	3	0	0	0	1	1	3	0	0	0	21	9	4

### Greece 5

PLAYER	AB	R	H	BI	2B	3B	HR	BB	SB	CS	HP	SH	SF	SO	IBB	KL	GDP	PO	A	E
POLYDOROS Georgia Ch cf	4	2	2	2	0	0	1	1	0	0	0	0	0	0	0	0	0	1	0	1
KOLANDER Molly Suzan rf	4	1	1	0	0	1	0	0	0	0	0	0	0	0	0	0	0	1	0	0
PESS Olivia Nicole lf	3	0	0	0	0	0	0	0	0	0	1	0	2	0	0	0	0	3	2	1
NYKAZA BRIANNA 2b	4	0	1	1	0	0	0	0	0	0	0	0	0	0	0	0	0	3	2	0
ZEPEDA Maria 3b	2	0	0	0	0	0	0	2	0	0	0	0	0	1	0	1	0	2	2	1
LYSIKATOS Tselsi Nik c	4	1	1	0	0	0	0	0	0	0	0	0	1	0	0	0	0	3	0	0
STAVROU Zoe lb	4	1	1	0	0	0	0	0	0	0	0	0	0	0	0	0	0	5	1	0
BOURNIAS Evangeline pr	0	0	0	0	0	0	0	0	0	0	0	0	0	0	0	0	0	0	0	0
PAPPAS Sophie ss	3	0	1	0	0	0	0	1	0	0	0	0	0	1	0	0	0	2	2	1
PSARRAS Selina dp	1	0	0	0	0	0	0	0	0	0	0	0	0	1	0	0	0	0	0	0
PATONIS DEMI ANN ph	3	0	1	1	0	0	0	0	0	0	0	0	0	0	0	0	0	0	0	0
RUNYON CHELSEA p	0	0	0	0	0	0	0	0	0	0	0	0	0	0	0	0	0	0	0	0
STAVROU Loren p	0	0	0	0	0	0	0	0	0	0	0	0	0	0	0	0	0	1	1	0
Totals	32	5	8	4	0	1	1	4	0	0	0	1	0	6	0	1	0	21	10	4

Ukraine	IP	H	R	ER	BB	SO	WP	HP	IP	IBB	SH	SF	2B	3B	HR	AB	BF	FO	GO	NP
MALIK YULIIA W,3-0	3.1	5	3	2	2	4	1	0	0	0	1	0	0	0	1	16	19	3	5	74
KOBYLIANSKA Daria	3.2	3	2	1	2	2	1	0	0	0	0	0	0	1	0	16	18	4	5	62

Greece	IP	H	R	ER	BB	SO	WP	HP	IP	IBB	SH	SF	2B	3B	HR	AB	BF	FO	GO	NP
RUNYON CHELSEA L,0-2	0.2	3	4	0	2	0	0	0	0	0	0	1	0	0	1	4	7	2	0	32
STAVROU Loren	6.1	12	3	1	1	3	1	0	0	0	1	0	0	0	0	30	32	7	8	116

Umpires: HP-Jeanot VAN VLIET (NED), 1B-Sandro Sina (ITA), 3B-Giuseppe Laudani (ITA)  
Scorers: Květa FOITOVÁ (CZE), Matěj Sedláček (CZE), Květa FOITOVÁ (CZE)  
TC: Wout ISBOUITS (NED)  
Start: 10:56 Time: 2:36 Attendance: 42 Weather: sunny 17 °C  
Game Notes: Continuation of the game from 10.9., which was delayed due to weather

# Game Summary 50



**Switzerland (SUI) – France (FRA)**  
**0 – 3**



Sep 11, 2025 at Prague (CZE) (Tempo)

-----  
Switzerland.....000 000 0 - 0 4 1  
France.....120 000 (X) - 3 7 1  
-----

Switzerland 0

PLAYER	AB	R	H	BI	2B	3B	HR	BB	SB	CS	HP	SH	SF	SO	IBB	KL	GDP	PO	A	E
ZEHNDER Kimberly ss	3	0	1	0	0	0	0	0	0	0	0	0	0	0	0	0	0	3	2	0
FISCHER Jody Carolin cf	3	0	0	0	0	0	0	0	0	0	0	0	0	1	0	0	0	3	0	0
JAMEYSON Mariah Elis c	2	0	1	0	0	0	0	0	0	1	0	0	0	0	0	0	0	3	2	1
ZEHNDER Michelle Mar 3b	2	0	1	0	1	0	0	1	0	0	0	0	0	1	0	0	0	2	1	0
BRANDLI Andrea lf	3	0	0	0	0	0	0	0	0	0	0	0	0	0	0	1	2	0	0	0
SCHMID Celina 2b	3	0	0	0	0	0	0	2	0	0	0	0	2	0	0	0	1	2	0	0
ADKINS Reya Cheyenne rf	3	0	1	0	0	1	0	0	0	0	0	0	2	0	0	0	1	1	0	0
LUTZ Riona dp	3	0	0	0	0	0	0	0	0	0	0	0	2	0	0	0	0	0	0	0
LUTZ Solana lb	2	0	0	0	0	0	0	0	0	0	0	0	0	0	0	0	2	0	0	0
MATHIS Amy lb	1	0	0	0	0	0	0	0	0	0	0	0	1	0	0	0	1	0	0	0
ENTNER Josianne p	0	0	0	0	0	0	0	0	0	0	0	0	0	0	0	0	0	0	0	0
SCHATTON Felicitas p	0	0	0	0	0	0	0	0	0	0	0	0	0	0	0	0	0	0	0	0
Totals	25	0	4	0	1	1	0	1	2	0	1	0	0	9	0	0	1	18	8	1

France 3



PLAYER	AB	R	H	BI	2B	3B	HR	BB	SB	CS	HP	SH	SF	SO	IBB	KL	GDP	PO	A	E
PRADE Pauline 2b	4	1	3	1	0	0	0	0	0	0	0	0	0	0	0	0	0	2	0	1
PEAN Youna rf	2	0	1	0	0	0	0	1	0	1	0	0	0	1	0	0	0	0	0	0
FLAYOL Emma rf	0	0	0	0	0	0	0	0	0	0	0	0	0	0	0	0	0	0	0	0
ROGRON Kimane 3b	2	0	1	0	0	0	0	1	0	0	0	0	0	0	0	0	0	4	3	0
MAYEUX Melissa ss	2	0	0	0	0	0	0	1	0	0	0	0	0	0	0	0	0	1	0	0
TRIBOLET Eloise cf	2	0	0	0	0	0	0	1	0	0	0	0	0	1	0	0	0	0	0	0
BROUARD Ambre lb	3	1	2	0	0	0	0	0	0	0	0	0	0	0	0	0	0	5	0	0
SELLAM Lena c	2	1	0	0	0	0	0	1	0	0	0	0	0	0	0	0	0	8	1	0
ENRIONE-THORRAND Chi dp	3	0	0	0	0	0	0	0	0	0	0	0	0	0	0	0	0	0	0	0
PAPOIN Lisa Anais lf	3	0	0	0	0	0	0	0	0	0	0	0	0	0	0	0	0	1	0	0
SIMON Enora p	0	0	0	0	0	0	0	0	0	0	0	0	0	0	0	0	0	0	0	0
LE CHENADEC Louise p	0	0	0	0	0	0	0	0	0	0	0	0	0	0	0	0	0	0	0	0
DE RIDDER Prapeng p	0	0	0	0	0	0	0	0	0	0	0	0	0	0	0	0	0	0	1	0
Totals	23	3	7	1	0	0	0	5	0	1	0	0	0	2	0	0	0	21	5	1

Switzerland	IP	H	R	ER	BB	SO	WP	HP	IP	IBB	SH	SF	2B	3B	HR	AB	BF	FO	GO	NP
ENTNER Josianne L,0-3	2.0	5	3	3	2	0	2	0	0	0	0	0	0	0	0	10	12	1	4	44
SCHATTON Felicitas	4.0	2	0	0	3	2	0	0	0	0	0	0	0	0	0	13	16	7	2	54

France	IP	H	R	ER	BB	SO	WP	HP	IP	IBB	SH	SF	2B	3B	HR	AB	BF	FO	GO	NP
SIMON Enora	3.0	2	0	0	0	4	0	0	0	0	0	0	0	0	0	12	12	4	1	46
LE CHENADEC Louise W,1-0	2.0	1	0	0	0	4	0	0	0	0	0	0	1	0	0	7	7	2	0	24
DE RIDDER Prapeng	2.0	1	0	0	1	1	1	1	0	0	0	0	0	1	0	6	8	1	3	25

Umpires: HP-Alexander Levine (GBR), 1B-Pavel Menšík (CZE), 3B-Svata Smysl (CZE)  
Scorers: Táňa NEVĚŘILOVÁ (CZE), Pavla Mádrová (CZE)  
TC: Arjan Baanen (NED)  
Start: 11:01 Time: 2:01 Attendance: 32 Weather: Sunny, 22C  
Game Notes: None

# Game Summary 51

	<b>Czechia (CZE) – Israel (ISR)</b> <b>4 – 1</b>	
---	---	---

Sep 11, 2025 at Prague (CZE) (Eagles - Field 2)

-----  
 Czechia.....003 010 0 - 4 3 1  
 Israel.....000 001 0 - 1 5 1  
 -----

Czechia 4

PLAYER	AB	R	H	BI	2B	3B	HR	BB	SB	CS	HP	SH	SF	SO	IBB	KL	GDP	PO	A	E
VODISKOVA Ema ss	0	1	0	1	0	0	0	1	0	0	1	0	1	0	0	0	0	0	1	0
KLIMPLOVA Veronika 3b	3	0	0	0	0	0	0	0	0	0	0	0	0	0	0	0	0	0	4	0
SAVIOLA Barbora rf	3	1	1	1	0	0	0	0	0	0	0	0	0	0	0	0	0	1	0	1
SLABA Gabriela 2b	3	0	1	2	0	0	0	0	0	0	1	0	0	0	0	0	0	3	2	0
PECKOVA Michaela dp	3	0	0	0	0	0	0	0	0	0	0	0	0	2	0	1	0	0	0	0
STEJSKALOVA Eliška lf	3	0	0	0	0	0	0	0	0	0	0	0	0	0	0	0	0	0	0	0
KOPICOVA Natalie cf	3	0	0	0	0	0	0	0	0	0	0	0	0	0	0	0	0	1	0	0
FURKOVA Jana lb	2	2	1	0	1	0	0	1	0	0	0	0	0	0	0	0	0	10	0	0
SLANINOVA Eliška c	1	0	0	0	0	0	0	0	0	0	2	0	0	0	0	0	0	6	1	0
KINDERMANNOVA KateSi p	0	0	0	0	0	0	0	0	0	0	0	0	0	0	0	0	0	0	3	0
Totals	21	4	3	4	1	0	0	2	0	1	1	2	1	2	0	1	0	21	11	1

Israel 1

PLAYER	AB	R	H	BI	2B	3B	HR	BB	SB	CS	HP	SH	SF	SO	IBB	KL	GDP	PO	A	E
LEWIS MADDY 2b	3	0	2	0	0	0	0	0	0	0	0	0	0	0	0	0	0	3	2	0
GOTTLIEB ELIANA RUBY rf	2	1	1	0	0	0	0	0	0	0	0	1	0	0	0	0	0	1	0	0
VANDEWATER TARA c/3b	3	0	1	1	0	1	0	0	0	0	0	0	0	1	0	0	0	2	1	0
SALZMAN RUBY ISABELL cf	3	0	0	0	0	0	0	0	0	0	0	0	0	2	0	1	0	5	0	0
SHERMAN JULIA dp/c	3	0	0	0	0	0	0	0	0	0	0	0	0	2	0	0	0	1	0	0
KAPLAN EDITH 3b/opo	2	0	0	0	0	0	0	0	0	0	0	0	0	1	0	0	0	0	2	0
SHERMAN SAMANTHA ph	1	0	0	0	0	0	0	0	0	0	0	0	0	0	0	0	0	0	0	0
GILBERT SYDNEY ROSE lf/ph	3	0	1	0	1	0	0	0	0	0	0	0	0	0	0	0	0	1	0	1
MCDOWELL EVANN EMIKO lf	0	0	0	0	0	0	0	0	0	0	0	0	0	0	0	0	0	1	0	0
LICHT AMANDA DONA lb	2	0	0	0	0	0	0	0	0	1	1	0	0	0	0	0	0	6	0	0
RITCHIE ARIZONA SAGE ss	2	0	0	0	0	0	0	0	0	0	0	0	0	0	0	0	0	1	3	0
JACOBS Sara Abigail p	0	0	0	0	0	0	0	0	0	0	0	0	0	0	0	0	0	0	1	0
Totals	24	1	5	1	1	1	0	0	0	1	1	1	0	6	0	1	0	21	9	1

Czechia	IP	H	R	ER	BB	SO	WP	HP	IP	IBB	SH	SF	2B	3B	HR	AB	BF	FO	GO	NP
KINDERMANNOVA KateSi W,2-1	7.0	5	1	1	0	6	0	1	0	0	1	0	1	1	0	24	26	3	11	111

Israel	IP	H	R	ER	BB	SO	WP	HP	IP	IBB	SH	SF	2B	3B	HR	AB	BF	FO	GO	NP
JACOBS Sara Abigail L,0-2	7.0	3	4	4	2	2	0	1	0	0	2	1	1	0	0	21	27	10	8	101

Umpires: HP-Galip Sönmez (GER), 1B-Santiago Aguilera (DOM), 3B-Branislav Sušila (SVK)  
 Scorers: Kristýna MALÁ (CZE), Kristýna MALÁ (CZE), Barbora HOUDKOVÁ (CZE)  
 TC: Gabriele HARDINGER (AUT)  
 Start: 13:03 Time: 1:49 Attendance: 200 Weather: Sunny  
 Game Notes: None

# Game Summary 52

	<b>Italy (ITA) – Austria (AUT)</b>	
<b>12 – 1</b>		

Sep 10, 2025 at Prague (CZE) (Spectrum Praha)

-----  
 Italy.....102 225 - 12 13 0  
 Austria.....100 000 - 1 4 2  
 -----

## Italy 12

PLAYER	AB	R	H	BI	2B	3B	HR	BB	SB	CS	HP	SH	SF	SO	IBB	KL	GDP	PO	A	E
ROTONDO Alessandra 2b	5	1	1	0	0	0	0	0	0	0	0	0	0	1	0	1	0	3	2	0
DI PANCAZIO Felicia rf	3	1	0	1	0	0	0	1	0	0	0	0	0	0	0	0	0	0	1	0
PIANCASTELLI Erika 1b	3	3	2	1	0	0	1	1	1	0	0	0	0	0	0	0	0	7	1	0
BARBARA Mc Kenzie c	3	2	2	3	0	0	1	1	0	0	0	0	0	0	0	0	0	3	1	0
KOUTSOYANOPULOS Giul cf	3	1	1	0	0	0	0	1	0	0	0	0	0	0	0	0	0	2	1	0
SHELDON Melany ss	4	1	2	4	1	0	1	0	0	0	0	0	0	0	0	0	0	3	4	0
LONGHI Giulia 3b	3	0	0	0	0	0	0	0	0	0	0	0	0	0	0	0	0	0	3	0
BIGATTON Laura ph/p	1	0	1	0	1	0	0	0	0	0	0	0	0	0	0	0	0	0	0	0
GIACOMETTI Noemi lf	4	1	2	1	0	0	1	0	1	0	0	0	1	0	1	0	0	0	0	0
LACATENA Alexia p/3b	4	2	2	1	1	0	1	0	0	0	0	0	1	0	1	0	0	0	1	0
Totals	33	12	13	11	3	0	5	4	2	0	0	0	0	3	0	3	0	18	14	0

## Austria 1

PLAYER	AB	R	H	BI	2B	3B	HR	BB	SB	CS	HP	SH	SF	SO	IBB	KL	GDP	PO	A	E
MC GARRY Louise 3b	2	1	1	0	0	0	0	0	0	0	0	0	0	0	0	0	0	1	0	1
SCHNEIDER Lya ph	0	0	0	0	0	0	0	1	0	0	0	0	0	0	0	0	0	0	0	0
SILLIPP Elisabeth ss	2	0	2	0	0	0	0	0	0	0	0	1	0	0	0	0	0	1	1	0
BETTSTEIN Olivia cf	3	0	1	1	0	0	0	0	0	0	0	0	0	0	0	0	1	3	0	0
KAINDL Ina 1b	2	0	0	0	0	0	0	0	0	0	0	0	0	0	0	0	1	5	0	0
DE ROUIN Sophie lf	2	0	0	0	0	0	0	0	0	0	0	0	0	0	0	0	0	3	0	0
GUBO Miriam lf	0	0	0	0	0	0	0	0	0	0	0	0	0	0	0	0	0	0	0	0
MERIAUX Caroline rf	2	0	0	0	0	0	0	0	0	0	0	0	0	1	0	0	0	2	0	0
AZZAM Zainab rf	0	0	0	0	0	0	0	0	0	0	0	0	0	0	0	0	0	0	0	0
ORLOVITS-ZAIDAN Deni 2b	1	0	0	0	0	0	0	1	0	0	0	0	0	0	0	0	0	0	3	0
BENTZ Lara pr	0	0	0	0	0	0	0	0	0	0	0	0	0	0	0	0	0	0	0	0
HANIKA Emma dp/p/dp	2	0	0	0	0	0	0	0	0	0	0	0	0	1	0	1	0	0	0	0
KARNER Lea c	1	0	0	0	0	0	0	0	0	0	0	0	0	0	0	0	0	3	0	0
GANTNER Matilda ph	1	0	0	0	0	0	0	0	0	0	0	0	0	1	0	0	0	0	0	0
LANGTHALER Carla p	0	0	0	0	0	0	0	0	0	0	0	0	0	0	0	0	0	0	0	1
LACKNER-KEIL Martina p	0	0	0	0	0	0	0	0	0	0	0	0	0	0	0	0	0	0	0	0
Totals	18	1	4	1	0	0	0	2	0	0	0	1	0	3	0	1	2	18	4	2

Italy	IP	H	R	ER	BB	SO	WP	HP	IP	IBB	SH	SF	2B	3B	HR	AB	BF	FO	GO	NP
LACATENA Alexia W,1-0	5.0	3	1	1	1	2	0	0	0	0	1	0	0	0	0	15	17	3	8	52
BIGATTON Laura	1.0	1	0	0	1	1	0	0	0	0	0	0	0	0	0	3	4	0	1	18

Austria	IP	H	R	ER	BB	SO	WP	HP	IP	IBB	SH	SF	2B	3B	HR	AB	BF	FO	GO	NP
LANGTHALER Carla L,1-2	4.2	9	7	6	2	0	0	0	0	0	0	0	2	0	3	25	27	10	4	83
HANIKA Emma	0.1	3	5	5	2	1	0	0	0	0	0	0	0	0	2	4	6	0	0	24
LACKNER-KEIL Martina	1.0	1	0	0	0	2	1	0	0	0	0	0	1	0	0	4	4	0	1	15

Umpires: HP-Luka Rilović (CRO), 1B-Britt Nielandt (BEL), 3B-Martin CHMELÍK (CZE)  
 Scorers: Petr MATOUŠ (CZE), Zuzana VRZÁKOVÁ (CZE)  
 TC: Wout ISBOUITS (NED)  
 Start: 13:59 Time: 1:45 Attendance: 72 Weather: Light Rain, 24 °C  
 Game Notes: None

# Game Summary 53



## Great Britain (GBR) – Netherlands (NED) 0 – 1



Sep 11, 2025 at Prague (CZE) (Eagles - Field 2)

```
-----
Great Britain.....000 000 0   - 0 0 1
Netherlands.....000 001 (X) - 1 3 0
-----
```

### Great Britain 0

PLAYER	AB	R	H	BI	2B	3B	HR	BB	SB	CS	HP	SH	SF	SO	IBB	KL	GDP	PO	A	E
WARSOP Tia Amelia cf	3	0	0	0	0	0	0	0	0	0	0	0	0	1	0	0	0	0	0	0
BURGE Katie ss	3	0	0	0	0	0	0	0	0	0	0	0	0	1	0	0	0	1	1	0
KERR Jahni lf	3	0	0	0	0	0	0	0	0	0	0	0	0	0	0	0	0	0	0	0
EDWARDS Cara Hope c	3	0	0	0	0	0	0	0	0	0	0	0	0	3	0	0	0	12	1	0
THOMPSON Jenna Eliza 3b	2	0	0	0	0	0	0	0	0	0	0	0	0	1	0	0	0	1	0	0
CORRICK Georgina p	1	0	0	0	0	0	1	0	0	0	0	0	1	0	0	0	0	0	1	1
SNOW Alana 1b	2	0	0	0	0	0	0	0	0	0	0	0	0	1	0	0	0	4	0	0
HUTCHISON Amie dp	1	0	0	0	0	0	1	0	0	0	0	0	1	0	0	0	0	0	0	0
HIRAI Laura pr/2b	0	0	0	0	0	0	0	0	1	0	0	0	0	0	0	0	0	0	0	0
CHAN Jessica May Cat rf	2	0	0	0	0	0	0	0	0	0	0	0	0	2	0	0	0	0	0	0
HIRAI Laura 2b	0	0	0	0	0	0	0	0	0	0	0	0	0	0	0	0	0	0	0	0
Totals	20	0	0	0	0	0	2	0	1	0	0	0	11	0	0	0	0	18	3	1

### Netherlands 1

PLAYER	AB	R	H	BI	2B	3B	HR	BB	SB	CS	HP	SH	SF	SO	IBB	KL	GDP	PO	A	E
VONK Britt ss	3	1	0	0	0	0	0	0	0	0	0	0	0	2	0	0	0	2	0	0
JANSEN Annemiek cf	3	0	0	0	0	0	0	0	0	0	0	0	0	3	0	0	0	0	0	0
VAN GURP Suka 2b	3	0	2	1	0	0	0	1	0	0	0	0	1	0	1	0	0	1	1	0
BEERS Brenda dp	3	0	0	0	0	0	0	0	0	0	0	0	0	3	0	0	0	0	0	0
VAN DALEN Maxime 1b	2	0	1	0	0	0	0	0	0	0	0	0	0	0	0	0	0	2	0	0
VAN AALST Jessie rf	2	0	0	0	0	0	0	0	0	0	0	0	0	1	0	0	0	5	0	0
CHARLES Damishah 3b	2	0	0	0	0	0	0	0	0	0	0	0	0	0	0	0	0	0	0	0
WISSINK Laura c	2	0	0	0	0	0	0	0	0	0	0	0	2	0	1	0	0	11	1	0
VAN DER ZANDEN Cindy lf	2	0	0	0	0	0	0	0	0	0	0	0	0	0	0	0	0	0	0	0
VOORTMAN Eva p	0	0	0	0	0	0	0	0	0	0	0	0	0	0	0	0	0	0	0	0
Totals	22	1	3	1	0	0	0	1	0	0	0	0	0	12	0	2	0	21	2	0

Great Britain	IP	H	R	ER	BB	SO	WP	HP	IP	IBB	SH	SF	2B	3B	HR	AB	BF	FO	GO	NP
CORRICK Georgina L,1-1	6.0	3	1	0	0	12	0	0	0	0	0	0	0	0	0	22	22	2	3	92

Netherlands	IP	H	R	ER	BB	SO	WP	HP	IP	IBB	SH	SF	2B	3B	HR	AB	BF	FO	GO	NP
VOORTMAN Eva W,2-0	7.0	0	0	0	2	11	0	0	0	0	0	0	0	0	0	20	22	7	2	86

Umpires: HP-Sara Jacob (CAN), 1B-Santiago Aguilera (DOM), 3B-Branislav Sušila (SVK)  
 Scorers: Jifí Kotlas (CZE), David BECK (CZE)  
 TC: Gabriele HARDINGER (AUT)  
 Start: 11:00 Time: 1:30 Attendance: 162 Weather: Sunny, 18°C  
 Game Notes: None

# Game Summary 54

	<b>France (FRA) – Italy (ITA)</b> <b>1 – 8</b>	
---	---	---

Sep 12, 2025 at Prague (CZE) (Eagles - Field 2)

-----  
 France.....001 00 - 1 1 0  
 Italy.....104 03 - 8 9 1  
 -----

France 1

PLAYER	AB	R	H	BI	2B	3B	HR	BB	SB	CS	HP	SH	SF	SO	IBB	KL	GDP	PO	A	E
PRADE Pauline 2b	3	0	0	0	0	0	0	0	0	0	0	0	0	2	0	1	0	1	1	0
HAUDIQUER Ines lf	0	1	0	0	0	0	0	2	0	0	0	0	0	0	0	0	0	1	0	0
ROGRON Kimane 3b	2	0	1	1	1	0	0	0	0	0	0	0	0	0	0	0	0	0	1	0
MAYEUX Melissa ss	2	0	0	0	0	0	0	0	0	0	0	0	0	2	0	1	0	1	3	0
BROUARD Ambre lb	2	0	0	0	0	0	0	0	0	0	0	0	0	0	0	0	0	6	0	0
TRIBOLET Eloise cf	1	0	0	0	0	0	0	1	0	0	0	0	0	0	0	0	0	1	0	0
SELLAM Lena c	2	0	0	0	0	0	0	0	0	0	0	0	0	0	0	0	0	2	0	0
ENRIONE-THORRAND Chi dp	2	0	0	0	0	0	0	0	0	0	0	0	0	0	0	0	0	0	0	0
PAPAIN Lisa Anais rf	2	0	0	0	0	0	0	0	0	0	0	0	1	0	0	0	0	2	0	0
COSTES Clelia p	0	0	0	0	0	0	0	0	0	0	0	0	0	0	0	0	0	0	0	0
DE RIDDER Prapeng p	0	0	0	0	0	0	0	0	0	0	0	0	0	0	0	0	0	0	1	0
Totals	16	1	1	1	1	0	0	3	0	0	0	0	0	5	0	2	0	14	6	0

Italy 8

PLAYER	AB	R	H	BI	2B	3B	HR	BB	SB	CS	HP	SH	SF	SO	IBB	KL	GDP	PO	A	E
DAYTON Isabella Mari dp	1	1	1	0	0	1	0	1	0	0	0	1	0	0	0	0	0	0	0	0
DI PANCAZIO Felicia rf	1	1	0	1	0	0	0	1	0	0	0	1	0	0	0	0	0	2	0	0
PIANCASTELLI Erika c	3	1	1	1	0	0	0	0	0	0	0	0	0	0	0	0	0	6	0	0
BARBARA Mc Kenzie lb	3	2	2	3	1	0	1	0	0	0	0	0	0	0	0	0	0	2	1	0
KOUTSOYANOPULOS Giul cf	3	0	0	0	0	0	0	0	0	0	0	0	0	0	0	0	0	1	0	0
SHELDON Melany ss	2	0	1	0	0	0	0	1	1	0	0	0	0	0	0	0	0	2	0	1
LONGHI Giulia 3b	3	1	2	1	0	0	0	0	0	0	0	0	0	0	0	0	0	0	0	0
LACATENA Alexia 2b	3	1	1	2	0	0	1	0	0	0	0	0	1	0	0	0	1	2	0	0
GIACOMETTI Noemi lf	2	1	1	0	0	0	0	0	0	0	0	0	1	0	1	0	1	1	0	0
VERNI Julianna Mari p	0	0	0	0	0	0	0	0	0	0	0	0	0	0	0	0	0	0	0	0
Totals	21	8	9	8	1	1	2	3	1	0	0	1	1	2	0	1	0	15	3	1

France	IP	H	R	ER	BB	SO	WP	HP	IP	IBB	SH	SF	2B	3B	HR	AB	BF	FO	GO	NP
COSTES Clelia L,2-2	4.0	6	5	5	3	2	0	0	0	0	1	1	1	1	0	16	21	5	5	83
DE RIDDER Prapeng	0.2	3	3	3	0	0	0	0	0	0	0	0	0	0	2	5	5	1	1	18

Italy	IP	H	R	ER	BB	SO	WP	HP	IP	IBB	SH	SF	2B	3B	HR	AB	BF	FO	GO	NP
VERNI Julianna Mari W,2-0	5.0	1	1	1	3	5	0	0	0	0	0	0	1	0	0	16	19	6	3	81

Umpires: HP-Luka Rilović (CRO), 1B-Thomas LOHNERT (GER), 3B-Branislav Sušila (SVK)  
 Scorers: Alois SEČKÁR (CZE), Lenka BAKUSOVÁ (CZE), Jiří Kotlas (CZE), Petr MORAVEC (CZE)  
 TC: Gabriele HARDINGER (AUT)  
 Start: 16:29 Time: 1:22 Attendance: 0 Weather:  
 Game Notes: None

# Game Summary 55



## Switzerland (SUI) – Israel (ISR) 3 – 2



Sep 12, 2025 at Prague (CZE) (Spectrum Praha)

Switzerland.....011 010 0 - 3 6 0  
Israel.....000 100 1 - 2 5 2

### Switzerland 3

PLAYER	AB	R	H	BI	2B	3B	HR	BB	SB	CS	HP	SH	SF	SO	IBB	KL	GDP	PO	A	E
ZEHNDER Kimberly ss	4	1	1	0	1	0	0	0	0	0	0	0	0	1	0	1	0	1	1	0
ADKINS Reya Cheyenne rf/cf/rf	2	0	0	0	0	0	0	0	0	0	0	1	0	0	0	0	0	2	0	0
JAMEYSON Mariah Elis c	3	1	2	2	1	0	1	0	0	0	0	0	0	0	0	0	0	5	3	0
ZEHNDER Michelle Mar 3b	3	0	1	0	0	0	0	0	0	0	0	0	0	0	0	0	0	1	1	0
BRANDLI Andrea lf	3	1	1	0	0	0	0	0	0	0	0	0	0	0	0	0	0	2	0	0
LUTZ Riona 2b	1	0	0	0	0	0	0	0	0	0	1	0	0	0	0	0	0	1	0	0
SCHMID Celina 2b	1	0	0	0	0	0	0	0	0	0	0	0	0	0	0	0	0	1	0	0
REINECKE Julia Celin 1b	3	0	0	0	0	0	0	0	0	0	0	0	0	0	0	0	0	7	0	0
LUTZ Solana dp	3	0	1	0	0	0	0	0	0	0	0	0	1	0	1	0	0	0	0	0
FISCHER Jody Carolin cf	1	0	0	0	0	0	0	0	0	0	0	0	0	0	0	0	0	0	0	0
LIECHTI Janina Amand ph/rf	2	0	0	0	0	0	0	0	0	0	0	0	1	0	1	0	1	0	0	0
HEIMGARTNER BOCK Kar p	0	0	0	0	0	0	0	0	0	0	0	0	0	0	0	0	0	0	0	0
ENTNER Josianne p	0	0	0	0	0	0	0	0	0	0	0	0	0	0	0	0	0	0	0	0
Totals	26	3	6	2	2	0	1	0	0	0	0	2	0	3	0	3	0	21	5	0

### Israel 2

PLAYER	AB	R	H	BI	2B	3B	HR	BB	SB	CS	HP	SH	SF	SO	IBB	KL	GDP	PO	A	E
LEWIS MADDY 3b/2b	2	0	2	1	0	0	0	2	0	0	0	0	0	0	0	0	0	0	2	0
GOTTLIEB ELIANA RUBY dp	4	0	1	0	0	0	0	0	0	0	0	0	0	0	0	0	1	0	0	0
VANDEWATER TARA ss/3b	3	0	0	0	0	0	0	1	1	0	0	0	1	0	0	0	0	1	3	0
SALZMAN RUBY ISABELL cf	3	0	0	0	0	0	0	0	0	0	0	0	2	0	1	0	0	0	0	0
LICHT AMANDA DONA 1b	3	1	1	1	0	0	1	0	0	0	0	0	0	0	0	0	0	8	0	0
SHERMAN JULIA c	2	0	0	0	0	0	1	0	0	0	0	0	1	0	1	0	0	5	0	1
GILBERT SYDNEY ROSE lf	2	1	0	0	0	0	0	0	0	1	0	0	1	0	0	0	0	3	0	0
MCDOWELL EVANN EMIKO rf	2	0	0	0	0	0	0	0	0	0	1	0	0	0	0	0	0	2	0	0
SHERMAN SAMANTHA 2b	1	0	0	0	0	0	0	0	0	0	0	0	1	0	0	0	0	2	1	0
RITCHIE ARIZONA SAGE ss	2	0	1	0	0	0	0	0	0	0	0	0	1	0	1	0	0	0	1	1
JACOBS Sara Abigail p	0	0	0	0	0	0	0	0	0	0	0	0	0	0	0	0	0	0	2	0
KAPLAN EDITH p	0	0	0	0	0	0	0	0	0	0	0	0	0	0	0	0	0	0	1	0
WAMPLER ROBYN SUE p	0	0	0	0	0	0	0	0	0	0	0	0	0	0	0	0	0	0	0	1
Totals	24	2	5	2	0	0	1	4	1	0	1	1	0	7	0	3	1	21	11	2

Switzerland	IP	H	R	ER	BB	SO	WP	HP	IP	IBB	SH	SF	2B	3B	HR	AB	BF	FO	GO	NP
HEIMGARTNER BOCK Kar W,3-2	5.2	4	2	2	2	6	0	1	0	0	1	0	0	0	1	19	23	8	2	93
ENTNER Josianne	1.1	1	0	0	2	1	0	0	0	0	0	0	0	0	0	5	7	1	2	23

Israel	IP	H	R	ER	BB	SO	WP	HP	IP	IBB	SH	SF	2B	3B	HR	AB	BF	FO	GO	NP
JACOBS Sara Abigail L,0-3	2.2	4	2	1	0	0	0	0	0	0	2	0	2	0	0	10	12	3	5	37
KAPLAN EDITH	2.2	2	1	1	0	0	0	0	0	0	0	0	0	0	1	11	11	4	4	33
WAMPLER ROBYN SUE	1.2	0	0	0	0	3	0	0	0	0	0	0	0	0	0	5	5	0	2	24

Umpires: HP-Giuseppe Laudani (ITA), 1B-Britt Nielandt (BEL), 3B-Tomo Žezlina (SLO)  
Scorers: Jakub Hauser (CZE), Matěj Sedláček (CZE)  
TC: Arjan Baanen (NED)  
Start: 10:00 Time: 2:05 Attendance: 29 Weather: Partly sunny 18°C  
Game Notes: None

# Game Summary 56

	<b>Austria (AUT) – Ukraine (UKR)</b> <b>6 – 2</b>	
---	--	---

Sep 12, 2025 at Prague (CZE) (Spectrum Praha)

-----  
Austria.....003 021 0 - 6 4 2  
Ukraine.....000 000 2 - 2 5 5  
-----

## Austria 6

PLAYER	AB	R	H	BI	2B	3B	HR	BB	SB	CS	HP	SH	SF	SO	IBB	KL	GDP	PO	A	E
MC GARRY Louise 3b	3	2	1	0	1	0	0	0	0	0	0	1	0	0	0	0	0	1	1	1
SILLIPP Elisabeth ss	2	2	1	1	0	1	0	2	1	0	0	0	0	0	0	0	0	2	2	0
BETTSTEIN Olivia cf	3	0	0	1	0	0	0	0	0	0	0	1	0	0	0	0	0	0	0	0
KAINDL Ina 1b	4	0	0	2	0	0	0	0	0	0	0	0	0	0	0	0	0	5	0	0
MAURACHER Bianca pr	0	0	0	0	0	0	0	0	0	0	0	0	0	0	0	0	0	0	0	0
MERIAUX Caroline rf	3	0	0	1	0	0	0	0	0	0	0	0	0	0	0	1	3	0	0	0
SCHNEIDER Lya lf	0	0	0	0	0	0	0	0	0	0	0	0	0	0	0	0	0	0	0	0
DE ROUIN Sophie lf/rf	3	0	0	0	0	0	0	0	0	0	0	0	0	2	0	0	3	0	1	1
LACKNER-KEIL Martina dp/p	2	1	1	0	0	1	0	1	0	0	0	0	0	0	0	0	0	0	0	0
KARNER Lea c	3	0	0	0	0	0	0	0	0	0	0	0	0	3	0	1	7	0	0	0
ORLOVITS-ZAIDAN Deni 2b	3	0	1	0	0	0	0	0	1	1	0	0	0	0	0	0	0	0	0	0
GUBO Miriam pr	0	1	0	0	0	0	0	0	0	0	0	0	0	0	0	0	0	0	0	0
HANIKA Emma p	0	0	0	0	0	0	0	0	0	0	0	0	0	0	0	0	0	0	0	0
<b>Totals</b>	<b>26</b>	<b>6</b>	<b>4</b>	<b>5</b>	<b>1</b>	<b>2</b>	<b>0</b>	<b>3</b>	<b>2</b>	<b>1</b>	<b>0</b>	<b>1</b>	<b>1</b>	<b>5</b>	<b>0</b>	<b>1</b>	<b>1</b>	<b>21</b>	<b>3</b>	<b>2</b>

## Ukraine 2

PLAYER	AB	R	H	BI	2B	3B	HR	BB	SB	CS	HP	SH	SF	SO	IBB	KL	GDP	PO	A	E
HULIAIEVA ANNA lf	3	0	0	0	0	0	0	0	0	0	0	0	0	1	0	0	0	1	0	1
GALKINA POLINA ph	1	0	0	0	0	0	0	0	0	0	0	0	0	1	0	1	0	0	0	0
VOITENKO Karyna ss	3	0	0	0	0	0	0	0	0	0	0	0	0	1	0	0	0	3	5	0
KHODAKOVSKA Anna c/2b	3	0	0	0	0	0	0	0	0	0	0	0	0	1	0	0	0	3	0	0
KOBYLIANSKA Daria 1b/p	3	0	0	0	0	0	0	0	0	0	0	0	0	2	0	0	0	7	1	0
CALEEN KAITLYN MARIE dp/c	3	0	1	0	1	0	0	0	0	0	0	0	0	0	0	0	0	2	1	0
SHUPNIAK ANNA 3b	3	1	1	1	0	0	1	0	0	0	0	0	0	1	0	0	0	1	3	0
MATSKEVYCH Yana cf	2	1	1	0	0	0	0	1	0	0	0	0	0	0	0	0	0	1	0	0
KIKHTENKO HANNA rf	1	0	0	0	0	0	0	0	0	0	0	0	0	0	0	0	0	1	0	0
BEZLATNIA VIKTORIIA ph/rf	2	0	2	0	1	0	0	0	0	0	0	0	0	0	0	0	0	0	0	0
TKACHENKO POLINA 2b	2	0	0	0	0	0	0	0	0	0	0	0	0	0	0	0	0	0	0	3
SOCHNIEVA HALYNA 1b	1	0	0	1	0	0	0	0	0	0	0	0	0	0	0	0	0	2	0	1
MALIK YULIIA p	0	0	0	0	0	0	0	0	0	0	0	0	0	0	0	0	0	0	1	0
<b>Totals</b>	<b>27</b>	<b>2</b>	<b>5</b>	<b>2</b>	<b>2</b>	<b>0</b>	<b>1</b>	<b>1</b>	<b>0</b>	<b>0</b>	<b>0</b>	<b>0</b>	<b>0</b>	<b>7</b>	<b>0</b>	<b>1</b>	<b>0</b>	<b>21</b>	<b>11</b>	<b>5</b>

Austria	IP	H	R	ER	BB	SO	WP	HP	IP	IBB	SH	SF	2B	3B	HR	AB	BF	FO	GO	NP
HANIKA Emma	0.0	0	0	0	0	0	0	0	0	0	0	0	0	0	0	0	0	0	0	0
LACKNER-KEIL Martina W,1-2	7.0	5	2	2	1	7	0	0	0	0	0	0	2	0	1	27	28	9	5	103

Ukraine	IP	H	R	ER	BB	SO	WP	HP	IP	IBB	SH	SF	2B	3B	HR	AB	BF	FO	GO	NP
MALIK YULIIA L,3-1	5.0	3	5	2	2	3	0	0	0	0	1	1	1	2	0	19	23	5	6	74
KOBYLIANSKA Daria	2.0	1	1	0	1	2	0	0	0	0	0	0	0	0	0	7	8	1	3	35

Umpires: HP-Alexander Levine (GBR), 1B-Britt Nielandt (BEL), 3B-Tomo Žezlina (SLO)  
Scorers: David BECK (CZE), Petr MATOUŠ (CZE)  
TC: Arjan Baanen (NED)  
Start: 20:04 Time: 2:04 Attendance: 62 Weather: Cloudy 17°C  
Game Notes: None

# Game Summary 57



## Spain (ESP) – Netherlands (NED) 0 – 11



Sep 12, 2025 at Prague (CZE) (Eagles - Field 2)

Spain.....000 0 - 0 1 3  
Netherlands.....470 (X) - 11 10 0

Spain 0

PLAYER	AB	R	H	BI	2B	3B	HR	BB	SB	CS	HP	SH	SF	SO	IBB	KL	GDP	PO	A	E
CAICOYA Maria rf/cf	1	0	0	0	0	0	0	1	0	1	0	0	0	0	0	0	0	2	0	0
BLESA Meritxell 2b	2	0	0	0	0	0	0	0	0	0	0	0	0	0	0	0	0	0	0	0
MODREGO Uxua cf	1	0	0	0	0	0	0	0	0	0	0	0	0	1	0	0	0	0	0	0
ALVAREZ Estibaliz rf	1	0	0	0	0	0	0	0	0	0	0	0	0	0	1	0	0	0	1	0
CAICOYA Carmen dp/p/dp	1	0	0	0	0	0	0	0	0	0	0	0	0	1	0	0	0	0	0	0
PISon Maialen ph	1	0	0	0	0	0	0	0	0	0	0	0	0	0	0	0	0	0	0	0
LEDEZMA Sorangel 3b	1	0	0	0	0	0	0	0	0	0	0	0	0	1	0	1	0	0	0	1
MARIN PARRA ABRIL lf	1	0	1	0	1	0	0	0	0	0	0	0	0	0	0	0	0	3	0	0
LOIDI Sara lb	1	0	0	0	0	0	0	0	0	0	0	0	0	1	0	1	0	0	0	0
GARCIA Candela lb	0	0	0	0	0	0	0	0	0	0	0	0	0	0	0	0	0	0	0	1
DENIA Yulan ss	1	0	0	0	0	0	0	0	0	0	0	0	0	0	0	0	0	0	0	1
RODRIGO Raquel c	1	0	0	0	0	0	0	0	0	0	0	0	0	0	0	0	0	3	0	0
ALONSO Beatriz p	0	0	0	0	0	0	0	0	0	0	0	0	0	0	0	0	0	0	0	0
CABRERA Rebeca p	0	0	0	0	0	0	0	0	0	0	0	0	0	0	0	0	0	0	0	0
CERDA Ariadna p	0	0	0	0	0	0	0	0	0	0	0	0	0	0	0	0	0	0	1	0
Totals	12	0	1	0	1	0	0	1	0	1	0	0	0	5	0	2	0	9	1	3

Netherlands 11



PLAYER	AB	R	H	BI	2B	3B	HR	BB	SB	CS	HP	SH	SF	SO	IBB	KL	GDP	PO	A	E
PIAR Anaise rf	2	2	1	0	0	0	0	1	1	0	0	0	0	0	0	0	0	0	0	0
BEERS Brenda lf	3	2	2	0	0	0	0	0	0	0	0	0	0	0	0	0	0	1	0	0
VONK Britt ss	2	0	1	2	1	0	0	0	0	0	0	0	0	1	0	1	0	1	0	0
CLARIJS Lizzie pr/ss	1	1	0	0	0	0	0	0	0	0	0	0	0	0	0	0	0	0	1	0
UYTENDAAL Nicky lb	1	1	0	1	0	0	0	0	0	0	1	0	1	0	0	0	0	4	0	0
VAN GURP Suka 2b	2	1	1	3	0	0	1	0	0	0	0	0	1	0	0	0	0	0	0	0
WISSINK Laura c	2	2	1	1	0	0	1	1	0	0	0	0	0	0	0	0	0	5	1	0
VAN AALST Jessie dp	2	1	1	0	0	0	0	1	0	0	0	0	0	0	0	0	0	0	0	0
VAN DER ZANDEN Cindy cf	2	0	1	2	0	0	0	0	0	0	0	0	0	1	0	0	0	0	0	0
DEN DUIJN Sterre 3b	2	1	2	1	1	0	0	0	0	0	0	0	0	0	0	0	0	0	1	0
VOORTMAN Eva p	0	0	0	0	0	0	0	0	0	0	0	0	0	0	0	0	0	0	1	0
Totals	19	11	10	10	2	0	2	3	1	0	1	0	2	2	0	1	0	12	4	0

Spain	IP	H	R	ER	BB	SO	WP	HP	IP	IBB	SH	SF	2B	3B	HR	AB	BF	FO	GO	NP
ALONSO Beatriz L,2-1	0.2	4	4	0	0	1	0	0	0	0	0	1	0	0	2	6	7	1	0	26
CAICOYA Carmen	0.1	4	4	4	0	1	1	0	0	0	0	0	2	0	0	5	5	0	0	23
CABRERA Rebeca	0.1	2	3	3	2	0	1	1	1	0	0	1	0	0	0	2	6	1	0	30
CERDA Ariadna	1.2	0	0	0	1	0	0	0	0	0	0	0	0	0	0	6	7	4	1	25

Netherlands	IP	H	R	ER	BB	SO	WP	HP	IP	IBB	SH	SF	2B	3B	HR	AB	BF	FO	GO	NP
VOORTMAN Eva W,3-0	4.0	1	0	0	1	5	0	0	0	0	0	0	1	0	0	12	13	3	3	47

Umpires: HP-Nicolas CRULLI (FRA), 1B-Martin CHMELÍK (CZE), 3B-Thomas LOHNERT (GER)  
Scorers: Petra KUBÍNOVÁ (CZE), Jiří Kotlas (CZE), Barbora HOUDKOVÁ (CZE), Jiří Kotlas (CZE)  
TC: Gabriele HARDINGER (AUT)  
Start: 10:31 Time: 1:26 Attendance: 41 Weather: Cloudy 18°  
Game Notes: None

# Game Summary 58

	<b>Türkiye (TUR) – Slovakia (SVK)</b>	
<b>8 – 15</b>		

Sep 11, 2025 at Prague (CZE) (Tempo)

-----  
Türkiye.....106 01 - 8 3 6  
Slovakia.....345 12 - 15 13 3  
-----

## Türkiye 8

PLAYER	AB	R	H	BI	2B	3B	HR	BB	SB	CS	HP	SH	SF	SO	IBB	KL	GDP	PO	A	E
RENDA Ravza 1b	2	2	0	0	0	0	0	2	0	0	0	0	0	1	0	1	0	3	0	0
BOZDAS BUSRA 2b	2	2	1	0	0	0	0	1	1	0	1	0	0	0	0	0	0	4	2	0
KAYAS Efna GuneS ss/opo	3	0	0	0	0	0	0	1	1	0	0	0	0	1	0	1	0	0	0	0
TURHAN Sudenaz dp/ss	2	1	1	0	0	1	0	1	0	0	0	0	0	1	0	1	0	1	3	0
GuLLu Elif CaSla p	2	0	0	1	0	0	0	0	0	0	1	0	0	2	0	1	0	1	0	0
KAYA BUKRE p	0	0	0	0	0	0	0	0	0	0	0	0	0	0	0	0	0	0	0	0
DEMIR Deniz lf	3	1	1	1	0	0	0	0	0	0	0	0	0	1	0	0	0	0	0	1
DEMIR Gamze Nur cf	1	1	0	0	0	0	0	1	0	0	0	0	0	0	0	0	0	0	0	0
DASDELEN Hayel cf/c/cf	1	0	0	0	0	0	0	0	0	0	0	0	0	1	0	1	0	0	0	0
IRMAK HSLAL rf/cf	2	1	0	0	0	0	0	1	0	0	0	0	0	0	0	0	0	2	0	0
DEMSR AYSELNUR c	2	0	0	0	0	0	0	1	0	0	0	0	0	2	0	1	0	2	0	2
CETINER Emine rf	0	0	0	0	0	0	0	0	0	0	0	0	0	0	0	0	0	0	0	0
TEMSZ KADER 3b	0	0	0	0	0	0	0	0	0	0	0	0	0	0	0	0	0	0	0	0
GuVENDIK Nisa 3b	0	0	0	0	0	0	0	0	0	0	0	0	0	0	0	0	0	0	4	3
<b>Totals</b>	<b>20</b>	<b>8</b>	<b>3</b>	<b>2</b>	<b>0</b>	<b>1</b>	<b>0</b>	<b>8</b>	<b>2</b>	<b>0</b>	<b>2</b>	<b>0</b>	<b>0</b>	<b>9</b>	<b>0</b>	<b>6</b>	<b>0</b>	<b>13</b>	<b>9</b>	<b>6</b>

## Slovakia 15

PLAYER	AB	R	H	BI	2B	3B	HR	BB	SB	CS	HP	SH	SF	SO	IBB	KL	GDP	PO	A	E
SUCHOSOVA Lucia cf	3	4	1	0	0	0	0	1	2	0	0	0	0	0	0	0	0	0	0	0
GUNISOVA Lenka 3b	3	3	3	0	0	0	0	0	0	0	1	0	0	0	0	0	0	1	1	0
DEAKOVA Erika dp	3	2	2	3	0	0	0	0	0	0	0	0	1	0	0	0	0	0	0	0
CSOMOROVA Terezia ss	3	3	2	2	0	0	0	1	2	0	0	0	0	1	0	0	0	0	0	0
KOPPLOVA Tereza lf	3	1	0	1	0	0	0	1	0	0	0	0	0	1	0	0	0	0	0	0
SZALAI Natalia 2b	3	1	2	0	0	0	0	1	0	0	0	0	0	1	0	0	0	1	0	2
HORVATHOVA Kristina rf	4	0	2	2	0	1	0	0	0	0	0	0	0	0	0	0	0	0	0	0
VESPEROVA Tereza c	3	0	0	0	0	0	0	0	0	0	0	0	0	0	0	0	0	11	1	0
LINCMAIEROVA Laura 1b	1	1	1	0	0	0	0	2	0	0	0	0	0	0	0	0	0	1	0	1
ZaPRASNa Elisabeth p	0	0	0	0	0	0	0	0	0	0	0	0	0	0	0	0	0	0	0	0
JANISKOVA Alexandra p	0	0	0	0	0	0	0	0	0	0	0	0	0	0	0	0	0	1	1	0
DRGOSOVA Dana p	0	0	0	0	0	0	0	0	0	0	0	0	0	0	0	0	0	0	1	0
MIHALKOVA Klaudia p	0	0	0	0	0	0	0	0	0	0	0	0	0	0	0	0	0	0	0	0
<b>Totals</b>	<b>26</b>	<b>15</b>	<b>13</b>	<b>8</b>	<b>0</b>	<b>1</b>	<b>0</b>	<b>6</b>	<b>4</b>	<b>0</b>	<b>1</b>	<b>0</b>	<b>1</b>	<b>3</b>	<b>0</b>	<b>0</b>	<b>0</b>	<b>15</b>	<b>4</b>	<b>3</b>

Türkiye	IP	H	R	ER	BB	SO	WP	HP	IP	IBB	SH	SF	2B	3B	HR	AB	BF	FO	GO	NP
GuLLu Elif CaSla L,0-1	4.0	11	14	8	6	3	2	1	0	0	0	1	0	0	0	23	31	4	4	107
KAYA BUKRE	0.1	2	1	1	0	0	1	0	0	0	0	0	0	1	0	3	3	0	1	10

Slovakia	IP	H	R	ER	BB	SO	WP	HP	IP	IBB	SH	SF	2B	3B	HR	AB	BF	FO	GO	NP
ZaPRASNa Elisabeth	0.1	1	1	1	2	1	0	1	0	0	0	0	0	0	0	2	5	0	0	21
JANISKOVA Alexandra	2.0	2	4	1	3	2	2	0	0	0	0	0	0	1	0	9	12	2	2	47
DRGOSOVA Dana W,1-1	2.1	0	3	1	3	6	4	1	0	0	0	0	0	0	0	8	12	0	1	56
MIHALKOVA Klaudia	0.1	0	0	0	0	0	0	0	0	0	0	0	0	0	0	1	1	0	1	1

Umpires: HP-Lewis Hamilton (SWE), 1B-Svata Smysl (CZE), 3B-Britt Nielandt (BEL)  
Scorers: Pavla Mádrová (CZE), Lucie HUDÍKOVÁ (CZE), Taňa NEVĚŘILOVÁ (CZE)  
TC: Arjan Baanen (NED)  
Start: 13:35 Time: 1:56 Attendance: 28 Weather:  
Game Notes: None

# Game Summary 59



## Greece (GRE) – Germany (GER) 4 – 11



Sep 11, 2025 at Prague (CZE) (Spectrum Praha)

-----  
Greece.....000 031 - 4 3 1  
Germany.....220 412 - 11 17 3  
-----

### Greece 4

PLAYER	AB	R	H	BI	2B	3B	HR	BB	SB	CS	HP	SH	SF	SO	IBB	KL	GDP	PO	A	E
POLYDOROS Georgia Ch cf	3	0	0	1	0	0	0	1	0	0	0	0	0	0	0	0	1	1	0	0
KOLANDER Molly Suzan rf	2	0	0	1	0	0	0	0	0	0	1	0	0	0	0	0	0	1	1	0
NYKAZA BRIANNA 2b	3	0	1	0	0	0	0	0	0	0	0	0	0	1	0	0	0	2	0	0
PAPPAS Sophie ss	3	0	0	0	0	0	0	0	0	0	0	0	0	2	0	1	0	1	0	0
LYSIKATOS Tselsi Nik c	1	1	0	0	0	0	0	2	0	0	0	0	0	0	0	0	0	2	1	0
BOURNIAS Evangelina lf	1	1	1	0	0	0	0	2	0	0	0	0	0	0	0	0	0	2	0	0
ZEPEDA Maria 3b	3	1	1	0	1	0	0	0	0	0	0	0	0	0	0	0	0	2	1	0
STAVROU Zoe 1b	3	1	0	0	0	0	0	0	0	0	0	0	0	0	0	0	0	4	1	1
PSARRAS Selina pr	0	0	0	0	0	0	0	0	0	0	0	0	0	0	0	0	0	0	0	0
PATONIS DEMI ANN dp	1	0	0	0	0	0	0	2	0	0	0	0	0	1	0	1	0	0	0	0
XENIDIS Kasey Lee p	0	0	0	0	0	0	0	0	0	0	0	0	0	0	0	0	0	0	0	0
STAVROU Loren p	0	0	0	0	0	0	0	0	0	0	0	0	0	0	0	0	0	0	1	0
Totals	20	4	3	2	1	0	0	7	0	0	1	0	0	4	0	2	1	15	5	1

### Germany 11

PLAYER	AB	R	H	BI	2B	3B	HR	BB	SB	CS	HP	SH	SF	SO	IBB	KL	GDP	PO	A	E
SZALAY Katharina ss	4	2	3	2	0	0	0	0	0	0	0	0	0	0	0	0	0	3	2	0
KuHLER Amelie rf	4	1	2	2	1	0	0	0	0	0	0	0	0	0	0	0	0	0	0	0
BLOCK Sarissa cf	4	2	2	1	1	0	0	0	0	0	0	0	0	0	0	0	0	1	0	0
BISWAS Lioba 3b	4	1	4	1	0	0	0	0	0	0	0	0	0	0	0	0	0	1	2	1
ROTH Amelie pr	0	1	0	0	0	0	0	0	0	0	0	0	0	0	0	0	0	0	0	0
LANKHORST Lee p/opo/1b	2	0	1	2	1	0	0	0	0	0	0	1	1	0	0	0	0	1	1	0
SISTIG Jana lf/opo	2	0	0	1	0	0	0	1	0	0	0	0	0	2	0	1	0	0	0	0
PIOTROWSKI Angelika ph	1	0	0	0	0	0	0	0	0	0	0	0	0	1	0	0	0	0	0	0
VON ZEPELIN Sina p	0	0	0	0	0	0	0	0	0	0	0	0	0	0	0	0	0	0	0	0
WEIL Jessica 2b	4	2	3	1	0	0	0	0	0	0	0	0	0	0	0	0	0	1	5	0
WEIL Jennifer c	2	0	1	0	0	0	0	0	0	0	0	1	0	0	0	0	0	4	1	2
BREUNINGER Jule dp/lf	3	2	1	1	0	1	0	0	0	0	0	0	0	0	0	0	0	1	0	0
LAGLER Mara 1b	0	0	0	0	0	0	0	0	0	0	0	0	0	0	0	0	0	6	0	0
HELD Hannah p	0	0	0	0	0	0	0	0	0	0	0	0	0	0	0	0	0	0	0	0
Totals	30	11	17	11	3	1	0	1	0	0	0	2	1	3	0	1	0	18	11	3

Greece	IP	H	R	ER	BB	SO	WP	HP	IP	IBB	SH	SF	2B	3B	HR	AB	BF	FO	GO	NP
XENIDIS Kasey Lee L,1-2	1.1	6	4	4	1	1	0	0	0	0	0	1	1	1	0	10	12	3	1	45
STAVROU Loren	3.2	11	7	7	0	2	0	0	0	0	2	0	2	0	0	20	22	4	5	82

Germany	IP	H	R	ER	BB	SO	WP	HP	IP	IBB	SH	SF	2B	3B	HR	AB	BF	FO	GO	NP
LANKHORST Lee W,1-2	4.0	1	0	0	3	1	0	0	0	0	0	0	0	0	0	11	14	2	7	68
VON ZEPELIN Sina	0.0	2	3	2	1	0	1	0	0	0	0	0	1	0	0	3	4	0	0	11
HELD Hannah	2.0	0	1	0	3	3	1	1	0	0	0	0	0	0	0	6	10	1	2	47

Umpires: HP-Sandro Sina (ITA), 1B-Tommasita Pavan (ITA), 3B-Jeanot VAN VLIET (NED)  
Scorers: Petr MATOUŠ (CZE), Zuzana VRZÁKOVÁ (CZE)  
TC: Wout ISBOUITS (NED)  
Start: 16:30 Time: 2:13 Attendance: 53 Weather: Cloudy 22 ° C  
Game Notes: None

# Game Summary 60



## Great Britain (GBR) – Czechia (CZE) 9 – 0



Sep 11, 2025 at Prague (CZE) (Eagles - Field 1)

-----  
Great Britain.....205 02 - 9 5 2  
Czechia.....000 00 - 0 2 1  
-----

### Great Britain 9

PLAYER	AB	R	H	BI	2B	3B	HR	BB	SB	CS	HP	SH	SF	SO	IBB	KL	GDP	PO	A	E
WARSOP Tia Amelia cf	2	2	1	0	0	0	0	2	1	0	0	0	0	0	0	0	0	2	0	0
BURGE Katie ss	4	1	1	1	0	0	0	0	0	0	0	0	0	0	0	0	0	1	1	1
KERR Jahni lf	3	1	1	2	0	0	0	1	0	0	0	0	0	1	0	0	0	2	0	0
THOMPSON Jenna Eliza 3b	3	1	1	2	0	0	0	1	0	1	0	0	0	0	0	0	0	1	2	0
CORRICK Georgina lb	2	1	0	0	0	0	0	1	0	0	0	0	0	1	0	0	0	7	0	1
EDWARDS Cara Hope c	2	1	1	0	0	0	0	1	0	0	0	0	0	1	0	0	0	2	0	0
SNOW Alana rf	2	0	0	1	0	0	0	1	0	0	0	0	0	0	0	0	0	0	0	0
HUTCHISON Amie dp/ph	1	0	0	0	0	0	0	2	0	0	0	0	0	1	0	0	0	0	0	0
HIRAI Laura pr/dp	0	1	0	0	0	0	0	0	0	0	0	0	0	0	0	0	0	0	0	0
CLARK-WILSON Elena A pr	0	0	0	0	0	0	0	0	0	0	0	0	0	0	0	0	0	0	0	0
CHAN Jessica May Cat 2b	2	1	0	1	0	0	0	0	0	0	0	0	1	2	0	2	0	0	1	0
FRANCIK Jasmine p	0	0	0	0	0	0	0	0	0	0	0	0	0	0	0	0	0	0	2	0
Totals	21	9	5	7	0	0	0	9	1	1	0	0	1	6	0	2	0	15	6	2

### Czechia 0



PLAYER	AB	R	H	BI	2B	3B	HR	BB	SB	CS	HP	SH	SF	SO	IBB	KL	GDP	PO	A	E
VODISKOVA Ema ss	3	0	1	0	0	0	0	0	0	0	0	0	0	0	0	0	0	2	1	0
KLIMPLOVA Veronika 3b	2	0	0	0	0	0	0	0	0	0	0	0	0	0	0	0	0	0	2	0
SAVIOLA Barbora lf	2	0	1	0	0	0	0	0	0	0	0	0	0	0	0	0	0	1	0	0
SLABA Gabriela 2b	1	0	0	0	0	0	0	0	0	0	0	0	0	0	0	0	0	0	0	0
SURILLOVA Michaela ph/2b	1	0	0	0	0	0	0	0	0	0	0	0	0	0	0	0	0	0	0	0
PECKOVA Michaela dp	2	0	0	0	0	0	0	0	0	0	0	0	0	0	0	0	0	0	0	0
KOPICOVA Natalie cf	2	0	0	0	0	0	0	0	0	0	0	0	0	1	0	0	0	2	0	1
FURKOVA Jana lb	2	0	0	0	0	0	0	0	0	0	0	0	0	0	0	0	0	3	0	0
VACKOVA Katerina c	1	0	0	0	0	0	0	0	0	0	0	0	0	0	0	0	0	5	0	0
KOPECKA AndSla c	1	0	0	0	0	0	0	0	0	0	0	0	0	0	0	0	0	2	1	0
FRYBOVA Karolina rf	2	0	0	0	0	0	0	0	0	0	0	0	0	1	0	0	0	0	0	0
PECKOVA Veronika p	0	0	0	0	0	0	0	0	0	0	0	0	0	0	0	0	0	0	1	0
ZOULOVA Anna p	0	0	0	0	0	0	0	0	0	0	0	0	0	0	0	0	0	0	0	0
Totals	19	0	2	0	0	0	0	0	0	0	0	0	0	2	0	0	0	15	5	1

Great Britain	IP	H	R	ER	BB	SO	WP	HP	IP	IBB	SH	SF	2B	3B	HR	AB	BF	FO	GO	NP
FRANCIK Jasmine W,2-0	5.0	2	0	0	0	2	0	0	0	0	0	0	0	0	0	19	19	6	7	79

Czechia	IP	H	R	ER	BB	SO	WP	HP	IP	IBB	SH	SF	2B	3B	HR	AB	BF	FO	GO	NP
PECKOVA Veronika L,0-1	2.1	2	6	6	7	4	4	0	0	0	0	0	0	0	0	10	17	1	3	72
ZOULOVA Anna	2.2	3	3	2	2	2	1	0	0	0	0	1	0	0	0	11	14	3	3	58

Umpires: HP-Thomas LOHNERT (GER), 1B-Santiago Aguilera (DOM), 3B-Nicolas CRULLI (FRA)  
Scorers: Barbora HOUDKOVÁ (CZE)  
TC: Gabriele HARDINGER (AUT)  
Start: 19:33 Time: 2:05 Attendance: 0 Weather: Clear  
Game Notes: None

# Game Summary 61

	<b>Belgium (BEL) – Poland (POL)</b>	
<b>5 – 2</b>		

Sep 11, 2025 at Prague (CZE) (SaBaT)

```
-----
Belgium.....000 401 0 - 5 10 0
Poland.....100 100 0 - 2 5 1
-----
```

## Belgium 5

PLAYER	AB	R	H	BI	2B	3B	HR	BB	SB	CS	HP	SH	SF	SO	IBB	KL	GDP	PO	A	E
GELDOF Kate cf	4	1	2	2	0	1	0	0	0	0	0	0	0	1	0	0	0	4	0	0
GOOSEN Innes ss	2	0	2	2	1	0	0	1	0	0	0	1	0	0	0	0	0	0	3	0
KASCHL Ada ss	0	0	0	0	0	0	0	0	0	0	0	0	0	0	0	0	0	0	0	0
JANSSEN Gitte c	4	0	1	0	0	0	0	0	0	0	0	0	0	0	0	0	0	1	1	0
JANSSENS Celine 3b	4	0	0	0	0	0	0	0	0	0	0	0	0	0	0	0	0	3	2	0
GOYVAERTS Caroline dp	4	0	0	0	0	0	0	0	0	0	0	0	0	0	0	0	0	0	0	0
MOSTAERT Fleur 2b	2	0	0	0	0	0	0	0	0	0	0	0	0	0	0	0	0	0	0	0
DE RIDDER Floortje ph/2b	2	0	1	0	0	0	0	0	0	0	0	0	0	0	0	0	0	0	1	0
VAN RAEMDONCK Lisa rf	2	1	0	0	0	0	0	1	0	0	0	0	0	0	0	0	0	0	0	0
ROTHIER Yana lf	3	1	2	0	0	0	0	0	0	0	0	0	0	0	0	0	0	4	1	0
ROEF Lauren lb	3	2	2	1	0	0	0	0	0	0	0	0	0	0	0	0	0	9	0	0
BAUFAYS Camille p	0	0	0	0	0	0	0	0	0	0	0	0	0	0	0	0	0	0	0	0
DE GRAEVE Sara p	0	0	0	0	0	0	0	0	0	0	0	0	0	0	0	0	0	0	2	0
Totals	30	5	10	5	1	1	0	2	0	0	0	1	0	1	0	0	0	21	10	0

## Poland 2



PLAYER	AB	R	H	BI	2B	3B	HR	BB	SB	CS	HP	SH	SF	SO	IBB	KL	GDP	PO	A	E
KIRSANOW Julia ss	3	1	2	0	1	1	0	0	0	0	0	0	0	0	0	0	0	1	3	1
ROMO Ella 2b	2	1	1	1	0	0	0	0	1	0	0	0	1	0	0	0	0	1	4	0
ZIELISSKA Aleksandra cf	3	0	1	0	0	0	0	0	1	0	0	0	0	1	0	0	0	5	0	0
KOZIOS Emilia lb	3	0	0	0	0	0	0	0	0	0	0	0	0	0	0	0	0	10	1	0
GRZESZCZAK Aleksandr lf	3	0	0	0	0	0	0	0	0	0	0	0	0	0	0	0	0	1	0	0
SZCZYPKA Sandra 3b	3	0	1	0	0	0	0	0	0	0	0	0	0	0	0	0	0	0	3	0
MICHNA Natalia pr	0	0	0	0	0	0	0	0	0	0	0	0	0	0	0	0	0	0	0	0
SMEDER Zuzanna c	3	0	0	0	0	0	0	0	0	0	0	0	0	1	0	0	0	2	0	0
SASKOWSKA Anna rf	2	0	0	0	0	0	0	0	0	0	0	0	0	0	0	0	0	1	0	0
LEWANDOWSKA Beata dp	2	0	0	0	0	0	0	0	0	0	0	0	0	0	0	0	0	0	0	0
PRZESTRZELSKA Weroni p	0	0	0	0	0	0	0	0	0	0	0	0	0	0	0	0	0	0	2	0
Totals	24	2	5	1	1	1	0	0	2	0	0	0	1	2	0	0	0	21	13	1

Belgium	IP	H	R	ER	BB	SO	WP	HP	IP	IBB	SH	SF	2B	3B	HR	AB	BF	FO	GO	NP
BAUFAYS Camille	3.2	4	2	2	0	1	0	0	0	0	0	1	0	1	0	14	15	8	2	55
DE GRAEVE Sara W,2-1	3.1	1	0	0	0	1	0	0	0	0	0	0	1	0	0	10	10	3	5	38

Poland	IP	H	R	ER	BB	SO	WP	HP	IP	IBB	SH	SF	2B	3B	HR	AB	BF	FO	GO	NP
PRZESTRZELSKA Weroni L,0-1	7.0	10	5	5	2	1	0	0	0	0	1	0	1	1	0	30	33	7	12	110

Umpires: HP-Tomo Žezlina (SLO), 1B-Klaus HANIKA (AUT), 3B-Luka Rilović (CRO)  
 Scorers: Lenka BAKUSOVÁ (CZE), Kristýna MALÁ (CZE), Lenka BAKUSOVÁ (CZE), Petra KUBÍNOVÁ (CZE)  
 TC: Sandra Gouverneur (NED)  
 Start: 14:00 Time: 1:34 Attendance: 39 Weather: Cloudy  
 Game Notes: None

# Game Summary 62

	<b>France (FRA) – Spain (ESP)</b> <b>1 – 0</b>	
---	---	---

Sep 11, 2025 at Prague (CZE) (SaBaT)

-----  
 France.....100 000 0 - 1 4 2  
 Spain.....000 000 0 - 0 3 0  
 -----

France 1

PLAYER	AB	R	H	BI	2B	3B	HR	BB	SB	CS	HP	SH	SF	SO	IBB	KL	GDP	PO	A	E
PRADE Pauline 2b	3	1	1	1	0	0	1	0	0	0	0	0	0	1	0	0	0	4	3	1
HAUDIQUER Ines lf	3	0	0	0	0	0	0	0	0	0	0	0	0	2	0	1	0	2	0	0
ROGRON Kimane 3b	3	0	0	0	0	0	0	0	0	0	0	0	0	3	0	0	0	1	2	1
MAYEUX Melissa ss	3	0	1	0	1	0	0	0	0	0	0	0	0	0	0	0	0	0	2	0
TRIBOLET Eloise cf	3	0	0	0	0	0	0	0	0	0	0	0	0	2	0	1	0	1	0	0
BROUARD Ambre 1b	3	0	1	0	0	0	0	0	0	0	0	0	0	0	0	0	0	6	0	0
SELLAM Lena dp	3	0	0	0	0	0	0	0	0	0	0	0	0	2	0	0	0	0	0	0
ENRIONE-THORRAND Chi c	3	0	1	0	0	0	0	0	1	0	0	0	0	1	0	0	0	7	0	0
MEISS Capucine pr	0	0	0	0	0	0	0	0	0	0	0	0	0	0	0	0	0	0	0	0
PEAN Youna rf	1	0	0	0	0	0	0	0	0	0	0	0	0	1	0	1	0	0	0	0
PAPAIN Lisa Anais rf	0	0	0	0	0	0	0	1	0	0	0	0	0	0	0	0	0	0	0	0
COSTES Clelia p	0	0	0	0	0	0	0	0	0	0	0	0	0	0	0	0	0	0	1	0
Totals	25	1	4	1	1	0	1	1	1	0	0	0	0	12	0	3	0	21	8	2

Spain 0

PLAYER	AB	R	H	BI	2B	3B	HR	BB	SB	CS	HP	SH	SF	SO	IBB	KL	GDP	PO	A	E
CAICOYA Maria rf	4	0	0	0	0	0	0	0	0	0	0	0	0	1	0	0	0	2	0	0
BLESA Meritxell 2b	3	0	1	0	0	1	0	0	0	0	0	0	0	0	0	0	0	1	0	0
MODREGO Uxua cf	2	0	0	0	0	0	0	1	0	0	0	0	0	0	0	0	0	1	0	0
CAICOYA Carmen dp	3	0	0	0	0	0	0	0	0	0	0	0	0	0	0	0	0	0	0	0
LEDEZMA Sorangel 3b	3	0	1	0	0	0	0	0	0	0	0	0	0	1	0	1	0	0	1	0
PISon Maialen pr	0	0	0	0	0	0	0	0	0	0	0	0	0	0	0	0	0	0	0	0
MARIN PARRA ABRIL lf	1	0	0	0	0	0	1	0	0	0	1	0	0	0	0	0	0	0	0	0
GARCIA Candela pr	0	0	0	0	0	0	0	0	0	0	0	0	0	0	0	0	0	0	0	0
LOIDI Sara 1b	3	0	0	0	0	0	0	0	0	0	0	0	0	1	0	0	0	5	0	0
DENIA Yulan ss	2	0	1	0	0	0	0	1	1	0	0	0	0	0	0	0	0	0	3	0
VALLS Maria c	1	0	0	0	0	0	0	0	0	0	0	0	0	1	0	0	0	12	0	0
ALVAREZ Estibaliz ph	1	0	0	0	0	0	0	0	0	0	0	0	0	1	0	0	0	0	0	0
CERDA Ariadna ph	1	0	0	0	0	0	0	0	0	0	0	0	0	0	0	0	0	0	0	0
RAMIREZ Anyibell p	0	0	0	0	0	0	0	0	0	0	0	0	0	0	0	0	0	0	1	0
ALONSO Beatriz p	0	0	0	0	0	0	0	0	0	0	0	0	0	0	0	0	0	0	0	0
Totals	24	0	3	0	0	1	0	3	1	0	0	1	0	5	0	1	0	21	5	0

France	IP	H	R	ER	BB	SO	WP	HP	IP	IBB	SH	SF	2B	3B	HR	AB	BF	FO	GO	NP
COSTES Clelia W,3-2	7.0	3	0	0	3	5	0	0	0	0	1	0	0	1	0	24	28	9	7	131

Spain	IP	H	R	ER	BB	SO	WP	HP	IP	IBB	SH	SF	2B	3B	HR	AB	BF	FO	GO	NP
RAMIREZ Anyibell L,1-2	5.0	3	1	1	1	9	0	0	0	0	0	0	1	0	1	18	19	2	4	87
ALONSO Beatriz	2.0	1	0	0	0	3	0	0	0	0	0	0	0	0	0	7	7	2	1	26

Umpires: HP-Klaus HANIKA (AUT), 1B-Luka Rilović (CRO), 3B-Tomo Žezlina (SLO)  
 Scorers: Lenka BAKUSOVÁ (CZE), Petra KUBÍNOVÁ (CZE)  
 TC: Sandra Gouverneur (NED)  
 Start: 17:00 Time: 2:11 Attendance: 70 Weather: Sunny, 22°C  
 Game Notes: None

# Game Summary 63



## Sweden (SWE) – Denmark (DEN) 13 – 7



Sep 12, 2025 at Prague (CZE) (Tempo)

Sweden.....203 041 3 - 13 12 2  
Denmark.....230 110 0 - 7 14 4

### Sweden 13

PLAYER	AB	R	H	BI	2B	3B	HR	BB	SB	CS	HP	SH	SF	SO	IBB	KL	GDP	PO	A	E	
BRIENESSE Paris cf/3b	5	3	2	1	0	1	0	0	1	0	0	0	0	1	0	0	0	0	2	0	
SANDAHL Linnea 3b/opo/c	4	2	1	0	0	0	0	1	0	0	0	0	0	1	0	1	0	1	0	0	
ESTERS Frida ss/2b	5	1	2	2	0	0	0	0	1	0	0	0	0	3	0	0	0	0	2	1	
ERIKSSON Sofia p/ss	4	3	3	3	1	1	0	1	0	0	0	0	0	0	0	0	0	0	3	1	0
LINDSTEIN Maja lb	4	1	0	0	0	0	0	1	0	0	0	0	0	1	0	0	0	6	0	1	
KARLSSON Lisa pr	0	0	0	0	0	0	0	0	0	0	0	0	0	0	0	0	0	0	0	0	
DANIELS Maria rf/cf	4	1	2	3	0	0	0	0	0	0	0	0	0	0	0	0	0	2	0	0	
JERFSTEN Hilma 2b	0	0	0	0	0	0	0	1	0	0	0	0	0	0	0	0	0	1	0	0	
ERIKSSON Emelie ph/p/opo	2	1	1	2	1	0	0	1	0	0	0	0	0	1	0	0	0	1	0	0	
BUSK Lina lf	4	1	1	0	1	0	0	0	0	0	0	0	0	0	0	0	0	0	0	0	
TITMUSS Lara dp/cf	1	0	0	0	0	0	0	0	0	0	0	0	0	0	0	0	0	0	0	0	
WENNERBERG Ellinor rf	2	0	0	0	0	0	0	0	0	0	1	0	0	0	0	0	0	4	0	0	
NORSTRoM Ronja Eleon c	0	0	0	0	0	0	0	0	0	0	0	0	0	0	0	0	0	4	0	0	
WALLen Amanda p	0	0	0	0	0	0	0	0	0	0	0	0	0	0	0	0	0	0	0	0	
Totals	35	13	12	11	3	2	0	5	2	0	0	1	0	7	0	1	0	21	5	2	

### Denmark 7

PLAYER	AB	R	H	BI	2B	3B	HR	BB	SB	CS	HP	SH	SF	SO	IBB	KL	GDP	PO	A	E
BUSK CRAIG Evie ss	4	3	4	1	0	0	0	1	0	0	0	0	0	0	0	0	0	2	2	1
THORSLUND Carina cf	4	0	0	0	0	0	0	1	0	0	0	0	0	1	0	0	0	0	0	0
NIELSEN Ellen 3b	5	1	4	2	0	0	0	0	0	0	0	0	0	0	0	0	0	1	0	0
NIELSEN Mathilde dp/p	4	0	2	3	1	0	0	0	0	0	0	0	0	0	0	0	0	0	2	0
STOCKFORD NILHøj Tia rf	4	0	0	0	0	0	0	0	0	0	0	0	0	0	0	0	0	0	0	0
CULP Vivian lf	0	0	0	0	0	0	0	0	0	0	0	0	0	0	0	0	0	0	0	0
BRINK HINZE Sara p/opo	3	0	0	0	0	0	0	0	0	0	0	0	0	1	0	0	0	1	1	0
SORENSEN Pernille opo	1	0	0	0	0	0	0	0	0	0	0	0	0	0	0	0	0	0	0	0
THOMSEN Katja c	3	0	1	0	0	0	0	0	0	0	0	0	0	1	0	1	0	7	0	0
MAJ OLSEN Sofie ph	1	0	1	0	0	0	0	0	0	0	0	0	0	0	0	0	0	0	0	0
MILLER Freja Krisman lf/rf	4	2	1	0	0	0	0	1	0	0	0	0	0	2	0	2	0	1	0	1
DOLLERUP Line 2b	3	1	1	1	0	0	0	0	0	0	1	0	0	0	0	0	0	0	4	1
MILNE Fiona lb	0	0	0	0	0	0	0	0	0	0	0	0	0	0	0	0	0	9	0	1
Totals	36	7	14	7	1	0	0	2	1	0	0	1	0	5	0	3	0	21	9	4

Sweden	IP	H	R	ER	BB	SO	WP	HP	IP	IBB	SH	SF	2B	3B	HR	AB	BF	FO	GO	NP
ERIKSSON Sofia	2.0	7	5	5	0	1	0	0	0	0	0	0	1	0	0	13	13	3	2	55
ERIKSSON Emelie W,2-0	3.0	5	2	1	1	3	1	0	0	0	1	0	0	0	0	14	16	4	2	52
WALLen Amanda	2.0	2	0	0	1	1	0	0	0	0	0	0	0	0	0	9	10	3	2	38

Denmark	IP	H	R	ER	BB	SO	WP	HP	IP	IBB	SH	SF	2B	3B	HR	AB	BF	FO	GO	NP
BRINK HINZE Sara	3.0	4	5	3	3	1	1	0	0	0	0	0	2	0	0	14	17	3	4	78
NIELSEN Mathilde L,2-1	4.0	8	8	8	2	6	2	0	0	0	1	0	3	0	0	21	24	3	4	87

Umpires: HP-Tommasita Pavan (ITA), 1B-Svata Smysl (CZE), 3B-Tom Bosmans (BEL)

Scorers: Barbora HOUDKOVÁ (CZE), Petra KUBÍNOVÁ (CZE), David BECK (CZE), Petra KUBÍNOVÁ (CZE), Pavla Mádrová (CZE), Lucie HUDÍKOVÁ (CZE)

TC: Sandra Gouverneur (NED)

Start: 13:00 Time: 2:39 Attendance: 32 Weather: Cloudy 20 °C

Game Notes: None

# Game Summary 64



## Finland (FIN) – Croatia (CRO) 2 – 3



Sep 11, 2025 at Prague (CZE) (Spectrum Praha)

```
-----
Finland.....000 010 1   - 2  2  3
Croatia.....210 000 (X) - 3  4  0
-----
```

### Finland 2

PLAYER	AB	R	H	BI	2B	3B	HR	BB	SB	CS	HP	SH	SF	SO	IBB	KL	GDP	PO	A	E
OSORIO Tanja 1b	3	0	0	0	0	0	0	0	0	0	0	0	0	1	0	0	0	8	0	0
SIIRA Jenna cf	2	0	0	0	0	0	0	0	0	1	1	0	0	0	0	0	0	0	0	0
MARTIN Erica dp	3	0	0	0	0	0	0	0	0	0	0	0	0	0	0	0	0	0	0	0
HUTRI Ellamaria ss	3	0	0	0	0	0	0	0	0	0	0	0	0	1	0	0	0	2	2	0
SEPPaLa Paula lf	3	1	1	0	0	1	0	0	0	0	0	0	0	1	0	1	0	0	0	0
MaNTYLa Anni 2b	1	1	1	0	0	0	0	2	0	0	0	0	0	0	0	0	0	3	0	1
LaHDEMaKI Elise 3b	2	0	0	1	0	0	0	1	0	0	0	0	0	0	0	0	0	0	1	1
SAVOLAINEN Saara c	0	0	0	0	0	0	0	0	0	0	0	0	0	0	0	0	0	1	0	1
UUSIPAVALNIEMI Jeni rf	3	0	0	0	0	0	0	0	0	0	0	0	0	1	0	0	0	2	0	0
SYRJaLa Emma rf/c	2	0	0	0	0	0	0	0	0	0	0	0	0	2	0	0	0	2	1	0
KARHIAHO Sanni p	0	0	0	0	0	0	0	0	0	0	0	0	0	0	0	0	0	0	4	0
Totals	22	2	2	1	0	1	0	3	0	1	1	0	0	6	0	1	0	18	8	3

### Croatia 3

PLAYER	AB	R	H	BI	2B	3B	HR	BB	SB	CS	HP	SH	SF	SO	IBB	KL	GDP	PO	A	E
SVEC Lucija 2b	2	1	1	0	0	0	0	1	0	0	0	0	0	0	0	0	0	0	1	0
MANDIS Katarina ss	2	0	0	0	0	0	0	0	0	0	1	0	0	0	0	0	0	2	3	0
SLISKO Mara 3b	3	1	1	1	0	0	0	0	0	1	0	0	0	0	0	0	0	0	3	0
BAILO Lana lf	3	0	0	0	0	0	0	0	0	0	0	0	0	2	0	0	0	0	0	0
ORESKOVIS Matea rf/opo	2	0	1	0	0	0	0	1	0	0	0	0	0	1	0	0	0	0	0	0
PERISA Mihaela 1b	3	0	0	0	0	0	0	0	0	0	0	0	0	0	0	0	0	9	0	0
LIGOVICH Valentina cf	3	1	1	0	0	0	0	0	1	0	0	0	0	0	0	0	0	2	0	0
TOSIS Josipa c	2	0	0	0	0	0	0	0	0	0	1	0	0	0	0	0	0	5	2	0
JURAS Paola dp/rf	1	0	0	0	0	0	0	0	0	0	1	0	0	0	0	0	0	1	0	0
BERISIC Nina p	0	0	0	0	0	0	0	0	0	0	0	0	0	0	0	0	0	2	1	0
Totals	21	3	4	1	0	0	0	2	1	1	0	3	0	3	0	0	0	21	10	0

Finland	IP	H	R	ER	BB	SO	WP	HP	IP	IBB	SH	SF	2B	3B	HR	AB	BF	FO	GO	NP
KARHIAHO Sanni L,2-3	6.0	4	3	1	2	3	0	0	0	0	3	0	0	0	0	21	26	6	10	80

Croatia	IP	H	R	ER	BB	SO	WP	HP	IP	IBB	SH	SF	2B	3B	HR	AB	BF	FO	GO	NP
BERISIC Nina W,1-3	7.0	2	2	2	3	6	2	1	0	0	0	0	1	0	0	22	26	6	8	86

Umpires: HP-Patrik Knechtle (SUI), 1B-Giuseppe Laudani (ITA), 3B-Tommasita Pavan (ITA)  
 Scorers: Matěj Sedláček (CZE), Jiří Kotlas (CZE), Matěj Sedláček (CZE), Květa FOITOVÁ (CZE)  
 TC: Wout ISBOUITS (NED)  
 Start: 13:59 Time: 1:26 Attendance: 73 Weather: Sunny, partly cloudy  
 Game Notes: None

# Game Summary 65

	<b>Israel (ISR) – Ukraine (UKR)</b> <b>5 – 0</b>	
---	---	---

Sep 11, 2025 at Prague (CZE) (Eagles - Field 2)

-----  
 Israel.....001 400 0 - 5 5 0  
 Ukraine.....000 000 0 - 0 2 0  
 -----

Israel 5

PLAYER	AB	R	H	BI	2B	3B	HR	BB	SB	CS	HP	SH	SF	SO	IBB	KL	GDP	PO	A	E
LEWIS MADDY 2b	4	0	0	0	0	0	0	0	0	0	0	0	0	0	0	0	0	1	2	0
GOTTLIEB ELIANA RUBY rf	4	0	0	0	0	0	0	0	0	0	0	0	0	0	0	0	0	1	0	0
VANDEWATER TARA 3b	3	0	0	0	0	0	0	0	0	0	0	0	0	0	0	0	0	1	6	0
SALZMAN RUBY ISABELL cf	2	0	0	0	0	0	0	1	0	0	0	0	0	0	0	0	0	1	0	0
GILBERT SYDNEY ROSE lf	2	1	1	0	0	0	0	1	0	0	0	0	0	0	0	0	0	2	0	0
SHERMAN JULIA c	3	1	1	0	1	0	0	0	0	0	0	0	0	0	0	0	0	5	0	0
KAPLAN EDITH dp/p	2	1	1	1	0	0	0	0	0	0	0	0	0	0	0	0	0	0	0	0
SHERMAN SAMANTHA ph	0	0	0	0	0	0	0	1	0	0	0	0	0	0	0	0	0	0	0	0
LICHT AMANDA DONA 1b	3	2	2	4	0	0	2	0	0	0	0	0	0	0	0	0	0	9	0	0
RITCHIE ARIZONA SAGE ss	2	0	0	0	0	0	0	0	0	0	0	0	0	1	0	0	0	1	1	0
MCDOWELL EVANN EMIKO ph	1	0	0	0	0	0	0	0	0	0	0	0	0	0	0	0	0	0	0	0
WAMPLER ROBYN SUE p	0	0	0	0	0	0	0	0	0	0	0	0	0	0	0	0	0	0	0	0
Totals	26	5	5	5	1	0	2	3	0	0	0	0	0	1	0	0	0	21	9	0

Ukraine 0

PLAYER	AB	R	H	BI	2B	3B	HR	BB	SB	CS	HP	SH	SF	SO	IBB	KL	GDP	PO	A	E
HULIAIEVA ANNA lf	3	0	0	0	0	0	0	0	0	0	0	0	0	2	0	1	0	2	0	0
CALEEN KAITLYN MARIE dp/c	3	0	1	0	0	0	0	0	0	0	0	0	0	0	0	0	0	0	0	0
VOITENKO Karyna ss	3	0	0	0	0	0	0	0	0	0	0	0	0	0	0	0	1	2	3	0
KHODAKOVSKA Anna c/2b/3b	2	0	0	0	0	0	0	0	0	0	0	0	0	1	0	1	0	1	0	0
KIKHTENKO HANNA ph	1	0	0	0	0	0	0	0	0	0	0	0	0	1	0	0	0	0	0	0
KOBYLIANSKA Daria 1b/p/1b	0	0	0	0	0	0	0	1	0	0	0	0	0	0	0	0	0	10	0	0
GALKINA POLINA ph	1	0	0	0	0	0	0	0	0	0	0	0	0	0	0	0	0	0	0	0
SHUPNIAK ANNA 3b/p	1	0	1	0	0	0	0	0	0	0	0	0	0	0	0	0	0	1	3	0
OLIINYK VALERIYA ph	1	0	0	0	0	0	0	0	0	0	0	0	0	1	0	1	0	0	0	0
MATSKEVYCH Yana cf	1	0	0	0	0	0	0	0	0	0	0	0	0	0	0	0	1	1	0	0
SOMOTOVA MARIYA ph	1	0	0	0	0	0	0	0	0	0	0	0	0	0	0	0	0	0	0	0
BEZLATNIA VIKTORIYA rf	1	0	0	0	0	0	0	0	0	0	0	0	0	0	0	0	0	0	0	0
KONSTANTINOVA ALINA ph	1	0	0	0	0	0	0	0	0	0	0	0	0	0	0	0	0	0	0	0
TKACHENKO POLINA 2b/p/2b	2	0	0	0	0	0	0	0	0	0	0	0	0	0	0	0	0	3	4	0
SOCHNIEVA HALYNA 1b	0	0	0	0	0	0	0	0	0	0	0	0	0	0	0	0	0	1	0	0
MALIK YULIYA p	0	0	0	0	0	0	0	0	0	0	0	0	0	0	0	0	0	0	1	0
Totals	21	0	2	0	0	0	0	1	0	0	0	0	0	5	0	3	2	21	11	0

Israel	IP	H	R	ER	BB	SO	WP	HP	IP	IBB	SH	SF	2B	3B	HR	AB	BF	FO	GO	NP
WAMPLER ROBYN SUE W,5-1	5.0	1	0	0	1	5	0	0	0	0	0	0	0	0	0	15	16	5	4	72
KAPLAN EDITH	2.0	1	0	0	0	0	0	0	0	0	0	0	0	0	0	6	6	1	4	20

Ukraine	IP	H	R	ER	BB	SO	WP	HP	IP	IBB	SH	SF	2B	3B	HR	AB	BF	FO	GO	NP
MALIK YULIYA L,3-2	3.0	2	1	1	0	1	0	0	0	0	0	0	1	0	1	11	11	5	3	39
KOBYLIANSKA Daria	0.2	2	4	4	2	0	1	0	0	0	0	0	0	0	1	4	6	0	2	25
TKACHENKO POLINA	2.0	1	0	0	1	0	0	0	0	0	0	0	0	0	7	8	1	5	36	
SHUPNIAK ANNA	1.1	0	0	0	0	0	1	0	0	0	0	0	0	0	4	4	2	2	20	

Umpires: HP-Martin CHMELÍK (CZE), 1B-Galip Sönmez (GER), 3B-FLORENCE SAUVAGE (FRA)  
 Scorers:  
 TC: Gabriele HARDINGER (AUT)  
 Start: 17:00 Time: 1:47 Attendance: 43 Weather: Sunny  
 Game Notes: None

# Game Summary 66

	<b>Austria (AUT) – Switzerland (SUI)</b> <b>10 – 1</b>	
---	---	---

Sep 11, 2025 at Prague (CZE) (Tempo)

-----  
Austria.....007 12 - 10 11 0  
Switzerland.....000 10 - 1 2 1  
-----

### Austria 10

PLAYER	AB	R	H	BI	2B	3B	HR	BB	SB	CS	HP	SH	SF	SO	IBB	KL	GDP	PO	A	E
MC GARRY Louise 3b	4	2	3	1	0	0	0	0	1	0	0	0	0	0	0	0	0	1	3	0
SILLIPP Elisabeth ss	3	1	1	1	0	0	0	1	0	0	0	0	0	1	0	0	0	2	0	0
BETTSTEIN Olivia cf	3	0	0	1	0	0	0	0	0	0	0	1	0	0	0	0	0	1	0	0
AZZAM Zainab rf	0	0	0	0	0	0	0	0	0	0	0	0	0	0	0	0	0	1	0	0
KAINDL Ina 1b	1	1	1	1	1	0	0	1	0	0	1	0	0	0	1	0	0	2	0	0
MERIAUX Caroline rf	3	1	2	1	0	0	0	0	0	0	0	0	1	0	0	0	0	0	0	0
GUBO Miriam rf/lf	0	0	0	0	0	0	0	0	0	0	0	0	0	0	0	0	0	0	0	0
DE ROUIN Sophie lf	1	2	1	2	1	0	0	1	2	0	0	1	0	0	0	0	0	0	0	0
SCHNEIDER Lya lf/cf	0	0	0	0	0	0	0	0	0	0	0	0	0	0	0	0	0	0	0	0
LACKNER-KEIL Martina dp/p/dp	2	0	1	1	0	0	0	0	0	0	0	0	0	0	0	0	0	0	1	0
MAURACHER Bianca ph	1	0	0	0	0	0	0	0	0	0	0	0	0	1	0	0	0	0	0	0
KARNER Lea c	3	2	2	1	0	0	0	0	1	0	0	0	0	0	0	0	0	4	1	0
ORLOVITS-ZAIDAN Deni 2b	3	1	1	0	0	0	0	0	0	0	0	0	0	0	0	0	0	3	0	0
HANIKA Emma p	0	0	0	0	0	0	0	0	0	0	0	0	0	0	0	0	0	1	0	0
LANGTHALER Carla p	0	0	0	0	0	0	0	0	0	0	0	0	0	0	0	0	0	0	0	0
Totals	24	10	11	10	3	0	0	3	4	0	1	1	1	3	1	0	0	15	5	0

### Switzerland 1



PLAYER	AB	R	H	BI	2B	3B	HR	BB	SB	CS	HP	SH	SF	SO	IBB	KL	GDP	PO	A	E
ZEHNDER Kimberly ss	3	0	0	0	0	0	0	0	0	0	0	0	0	1	0	0	0	0	0	0
ADKINS Reya Cheyenne rf	1	0	1	0	0	0	0	1	1	1	0	0	0	0	0	0	0	2	0	0
JAMEYSON Mariah Elis c	2	0	0	0	0	0	0	0	0	0	0	0	0	1	0	0	0	2	0	0
MATHIS Amy c	0	0	0	0	0	0	0	0	0	0	0	0	0	0	0	0	0	0	1	0
ZEHNDER Michelle Mar 3b	0	1	0	0	0	0	0	1	0	0	1	0	0	0	0	0	0	1	0	0
BRANDLI Andrea lf	1	0	0	0	0	0	0	0	0	0	0	0	0	0	0	0	0	3	0	1
LIECHTI Janina Amand ph/lf/p	1	0	0	0	0	0	0	0	0	0	0	0	0	0	0	0	0	0	0	0
FISCHER Jody Carolin cf	2	0	0	0	0	0	0	0	0	0	0	0	0	0	0	0	0	2	0	0
ENTNER Josianne dp/p/lf	2	0	0	0	0	0	0	0	0	0	0	0	0	1	0	0	0	0	1	0
REINECKE Julia Celin 1b	2	0	1	0	0	0	0	0	0	0	0	0	0	0	0	0	0	5	0	0
SCHMID Celina 2b	0	0	0	0	0	0	0	0	0	0	0	1	0	0	0	0	0	0	0	0
LUTZ Solana ph	1	0	0	0	0	0	0	0	0	0	0	0	0	1	0	1	0	0	0	0
HEIMGARTNER BOCK Kar p	0	0	0	0	0	0	0	0	0	0	0	0	0	0	0	0	0	0	1	0
Totals	15	1	2	0	0	0	0	2	1	1	1	1	0	4	0	1	0	15	3	1

Austria	IP	H	R	ER	BB	SO	WP	HP	IP	IBB	SH	SF	2B	3B	HR	AB	BF	FO	GO	NP
HANIKA Emma	1.1	0	1	0	1	0	1	0	0	0	0	0	0	0	0	4	5	3	1	15
LACKNER-KEIL Martina W,2-2	3.0	2	0	0	1	3	1	1	0	0	1	0	0	0	0	9	12	2	3	46
LANGTHALER Carla	0.2	0	0	0	0	1	0	0	0	0	0	0	0	0	0	2	2	1	0	11

Switzerland	IP	H	R	ER	BB	SO	WP	HP	IP	IBB	SH	SF	2B	3B	HR	AB	BF	FO	GO	NP
HEIMGARTNER BOCK Kar L,3-3	2.1	5	6	6	1	0	0	1	0	1	1	1	1	0	0	10	14	4	3	42
ENTNER Josianne	2.0	5	4	4	1	3	0	0	0	0	0	0	2	0	0	11	12	2	1	46
LIECHTI Janina Amand	0.2	1	0	0	1	0	0	0	0	0	0	0	0	0	0	3	4	2	0	11

Umpires: HP-Britt Nielandt (BEL), 1B-Alexander Levine (GBR), 3B-Pavel Menšík (CZE)  
Scorers: Táňa NEVĚŘILOVÁ (CZE), Pavla Mádrová (CZE)  
TC: Arjan Baanen (NED)  
Start: 16:30 Time: 1:37 Attendance: 11 Weather:  
Game Notes: None

# Game Summary 67

	<b>Netherlands (NED) – Italy (ITA)</b> <b>1 – 2</b>	
---	--	---

Sep 11, 2025 at Prague (CZE) (Spectrum Praha)

-----  
 Netherlands.....000 001 0 - 1 5 1  
 Italy.....200 000 (X) - 2 4 0  
 -----

Netherlands 1

PLAYER	AB	R	H	BI	2B	3B	HR	BB	SB	CS	HP	SH	SF	SO	IBB	KL	GDP	PO	A	E
VONK Britt ss	3	0	2	1	0	0	0	0	0	0	0	0	0	0	0	0	0	3	0	1
PIAR Anaise rf/pr/rf	1	0	0	0	0	0	0	0	0	0	0	1	0	1	0	1	0	0	0	0
UYTENDAAL Nicky ph	0	0	0	0	0	0	0	1	0	0	0	0	0	0	0	0	0	0	0	0
VAN GURP Suka 2b	3	0	1	0	0	0	0	0	0	0	0	0	0	1	0	0	0	1	2	0
BEERS Brenda dp	3	0	0	0	0	0	0	0	0	0	0	0	0	0	0	0	0	0	0	0
VAN DALEN Maxime p/lb	3	0	1	0	0	0	0	0	0	0	0	0	0	0	0	0	0	5	0	0
JANSEN Annemiek cf	3	0	0	0	0	0	0	0	0	0	0	0	0	1	0	0	1	1	0	0
CHARLES Damishah 3b	3	0	0	0	0	0	0	0	0	0	0	0	0	0	0	0	0	2	3	0
WISSINK Laura c	2	1	1	0	0	0	0	0	0	0	0	0	0	0	0	0	0	6	1	0
VAN DER ZANDEN Cindy lf	1	0	0	0	0	0	0	0	0	0	0	1	0	0	0	0	0	0	0	0
HOP Lisa lb/p	0	0	0	0	0	0	0	0	0	0	0	0	0	0	0	0	0	0	0	0
Totals	22	1	5	1	0	0	0	1	0	0	0	2	0	3	0	1	1	18	6	1

Italy 2

PLAYER	AB	R	H	BI	2B	3B	HR	BB	SB	CS	HP	SH	SF	SO	IBB	KL	GDP	PO	A	E
DAYTON Isabella Mari cf	3	0	1	0	0	0	0	0	0	0	0	0	0	0	0	0	0	1	0	0
CECCHETTI Elisa ss	3	1	1	0	0	0	0	0	0	0	0	0	0	0	0	0	1	1	2	0
SHELDON Melany ss	0	0	0	0	0	0	0	0	0	0	0	0	0	0	0	0	0	0	1	0
PIANCASTELLI Erika rf	3	1	1	2	0	0	1	0	0	0	0	0	0	1	0	0	0	1	0	0
BARBARA Mc Kenzie dp	2	0	0	0	0	0	0	1	0	0	0	0	0	0	1	0	0	0	0	0
GASPAROTTO Marta c	3	0	0	0	0	0	0	0	0	0	0	0	0	2	0	0	0	3	0	0
KOUTSOYANOPULOS Giuli lb	2	0	0	0	0	0	0	0	0	0	0	0	0	1	0	0	0	11	1	0
LONGHI Giulia 3b	2	0	0	0	0	0	0	0	0	0	0	0	0	2	0	0	0	0	1	0
VIGNA Laura lf	2	0	1	0	0	0	0	0	1	0	0	0	0	0	0	0	0	2	0	0
ROTONDO Alessandra 2b	1	0	0	0	0	0	0	1	0	0	0	0	0	0	0	0	0	2	5	0
TONIOLO Christina p	0	0	0	0	0	0	0	0	0	0	0	0	0	0	0	0	0	0	3	0
VERNI Julianna Mari p	0	0	0	0	0	0	0	0	0	0	0	0	0	0	0	0	0	0	0	0
Totals	21	2	4	2	0	0	1	2	0	1	0	0	0	6	1	0	1	21	13	0

Netherlands	IP	H	R	ER	BB	SO	WP	HP	IP	IBB	SH	SF	2B	3B	HR	AB	BF	FO	GO	NP
VAN DALEN Maxime	0.0	0	0	0	0	0	0	0	0	0	0	0	0	0	0	0	0	0	0	0
HOP Lisa L,1-1	6.0	4	2	2	2	6	0	0	0	1	0	0	0	0	1	21	23	4	6	89

Italy	IP	H	R	ER	BB	SO	WP	HP	IP	IBB	SH	SF	2B	3B	HR	AB	BF	FO	GO	NP
TONIOLO Christina W,3-0	5.1	3	1	1	0	2	0	0	0	0	2	0	0	0	0	16	18	3	10	70
VERNI Julianna Mari	1.2	2	0	0	1	1	0	0	0	0	0	0	0	0	0	6	7	1	2	29

Umpires: HP-Tom Bosmans (BEL), 1B-Sara Jacob (CAN), 3B-Patrik Knechtle (SUI)  
 Scorers: Zuzana VRŽÁKOVÁ (CZE), Petr MATOUŠ (CZE)  
 TC: Wout ISBOUITS (NED)  
 Start: 19:12 Time: 1:51 Attendance: 298 Weather: Sunny 19°C  
 Game Notes: None

# Game Summary 68



## France (FRA) – Czechia (CZE) 2 – 10



Sep 12, 2025 at Prague (CZE) (SaBaT)

France.....000 20 - 2 2 1  
Czechia.....541 0(X) - 10 11 0

### France 2

PLAYER	AB	R	H	BI	2B	3B	HR	BB	SB	CS	HP	SH	SF	SO	IBB	KL	GDP	PO	A	E
PRADE Pauline 2b	2	1	1	0	0	0	0	0	0	0	0	0	0	1	0	0	0	0	1	0
HAUDIQUER Ines lf	2	1	1	1	0	1	0	0	0	0	0	0	0	1	0	0	0	1	0	0
ROGRON Kimane 3b	1	0	0	1	0	0	0	0	0	0	0	0	1	0	0	0	0	1	1	0
MAYEUX Melissa ss	2	0	0	0	0	0	0	0	0	0	0	0	0	0	0	0	0	2	3	1
TRIBOLET Eloise cf	2	0	0	0	0	0	0	0	0	0	0	0	0	2	0	0	0	0	1	0
BROUARD Ambre 1b	2	0	0	0	0	0	0	0	0	0	0	0	0	1	0	0	0	4	0	0
SELLAM Lena dp/c	2	0	0	0	0	0	0	0	0	0	0	0	0	1	0	0	0	0	0	0
ENRIONE-THORRAND Chi c/opo	2	0	0	0	0	0	0	0	0	0	0	0	0	2	0	0	0	1	2	0
PAPPOIN Lisa Anais rf	1	0	0	0	0	0	0	0	0	0	0	0	0	0	0	0	0	3	0	0
SIMON Enora p	0	0	0	0	0	0	0	0	0	0	0	0	0	0	0	0	0	0	0	0
LE CHENADEC Louise p	0	0	0	0	0	0	0	0	0	0	0	0	0	0	0	0	0	0	0	0
DE RIDDER Prapeng p	0	0	0	0	0	0	0	0	0	0	0	0	0	0	0	0	0	0	0	0
Totals	16	2	2	2	0	1	0	0	0	0	0	0	1	8	0	0	0	12	8	1

### Czechia 10



PLAYER	AB	R	H	BI	2B	3B	HR	BB	SB	CS	HP	SH	SF	SO	IBB	KL	GDP	PO	A	E
VODISKOVA Ema ss	2	2	1	0	0	0	0	0	0	0	1	0	0	0	0	0	0	0	1	0
KLIMPLOVA Veronika 3b	2	1	2	1	0	0	1	0	0	0	1	0	0	0	0	0	0	0	0	0
SAVIOLA Barbora rf	3	2	2	2	1	0	0	0	0	0	0	0	0	0	0	0	0	0	0	0
SLABA Gabriela 2b	1	2	1	1	1	0	0	1	0	0	0	0	0	0	0	0	0	1	1	0
SURILLOVA Michaela 2b	0	0	0	0	0	0	0	1	0	0	0	0	0	0	0	0	0	0	0	0
PECKOVA Michaela dp/lb	3	2	1	2	0	0	1	0	0	0	0	0	0	0	0	0	0	1	0	0
STEJSKALOVA Eliška lf	2	1	2	1	0	0	0	0	0	0	0	1	0	0	0	0	0	1	0	0
KOPIKOVA Natalie cf	3	0	1	0	0	0	0	0	0	0	0	0	0	0	0	0	1	2	0	0
FURKOVA Jana lb/opo	1	0	1	1	0	0	0	1	0	0	0	0	0	0	0	0	0	2	0	0
KOPECKA AndSla ph	0	0	0	0	0	0	0	1	0	0	0	0	0	0	0	0	0	0	0	0
SLANINOVA Eliška c	3	0	0	0	0	0	0	0	0	0	0	0	0	0	0	0	0	8	0	0
KINDERMANNOVA KateSi p	0	0	0	0	0	0	0	0	0	0	0	0	0	0	0	0	0	0	0	0
ZOULOVA Anna p	0	0	0	0	0	0	0	0	0	0	0	0	0	0	0	0	0	0	0	0
Totals	20	10	11	8	2	0	2	4	0	0	1	1	1	0	0	0	1	15	2	0

France	IP	H	R	ER	BB	SO	WP	HP	IP	IBB	SH	SF	2B	3B	HR	AB	BF	FO	GO	NP
SIMON Enora L,0-1	0.1	4	4	4	0	0	0	0	0	0	1	0	1	0	1	4	5	0	1	12
LE CHENADEC Louise	2.0	6	6	4	2	0	0	1	0	0	0	1	1	0	1	11	15	2	3	58
DE RIDDER Prapeng	1.2	1	0	0	2	0	1	0	0	0	0	0	0	0	0	5	7	3	1	31

Czechia	IP	H	R	ER	BB	SO	WP	HP	IP	IBB	SH	SF	2B	3B	HR	AB	BF	FO	GO	NP
KINDERMANNOVA KateSi	2.0	0	0	0	0	4	0	0	0	0	0	0	0	0	0	6	6	1	1	29
ZOULOVA Anna W,2-0	3.0	2	2	2	0	4	0	0	0	0	0	1	0	1	0	10	11	3	2	43

Umpires: HP-Santiago Aguilera (DOM), 1B-Sandro Sina (ITA), 3B-Klaus HANIKA (AUT)  
Scorers: Petra KUBÍNOVÁ (CZE), Kristýna MALÁ (CZE)  
TC: Wout ISBOUITS (NED)  
Start: 10:00 Time: 1:36 Attendance: 131 Weather: Sunny  
Game Notes: None

# Game Summary 69

	<b>Türkiye (TUR) – Croatia (CRO)</b> <b>2 – 12</b>	
---	---	---

Sep 12, 2025 at Prague (CZE) (SaBaT)

Türkiye.....002 0 - 2 3 5  
Croatia.....520 5 - 12 9 3

## Türkiye 2

PLAYER	AB	R	H	BI	2B	3B	HR	BB	SB	CS	HP	SH	SF	SO	IBB	KL	GDP	PO	A	E	
DASDELEN Hayel cf	1	1	0	0	0	0	0	1	0	0	0	0	0	0	0	0	0	0	1	1	
oKSuz sude c	1	0	0	0	0	0	0	0	0	0	0	0	0	0	0	0	0	0	1	0	1
DEMSR AYSELNUR c	0	1	0	0	0	0	0	1	1	0	0	0	0	0	0	0	0	0	2	0	0
TURHAN Sudenaz dp/p	2	0	0	0	0	0	0	0	0	0	0	0	0	0	0	0	0	0	0	1	0
DEMIR Deniz lf	2	0	1	0	0	0	0	0	0	0	0	0	0	0	0	0	0	0	1	0	0
BOZDAS BUSRA 2b	2	0	0	0	0	0	0	0	0	0	0	0	0	0	0	0	0	0	2	2	1
IRMAK HSLAL rf	2	0	0	0	0	0	0	0	0	0	0	0	0	0	0	0	0	0	1	0	0
RENDA Ravza lb	2	0	2	0	0	0	0	0	0	0	0	0	0	0	0	0	0	0	3	0	1
GuLLu Elif CaSla p	1	0	0	0	0	0	0	0	0	0	0	0	0	1	0	0	0	0	0	0	0
KAYA BUKRE p/opo	1	0	0	0	0	0	0	0	0	0	0	0	0	0	0	0	0	0	0	0	0
GuVENDIK Nisa 3b	1	0	0	0	0	0	0	0	0	0	0	0	0	0	0	0	0	0	2	1	0
KAYA Nuray ss	0	0	0	0	0	0	0	0	0	0	0	0	0	0	0	0	0	0	0	1	1
Totals	15	2	3	0	0	0	0	2	1	0	0	0	0	1	0	0	0	10	8	5	

## Croatia 12

PLAYER	AB	R	H	BI	2B	3B	HR	BB	SB	CS	HP	SH	SF	SO	IBB	KL	GDP	PO	A	E	
SVEC Lucija 2b	1	2	1	0	0	0	0	1	0	0	0	0	0	0	0	0	0	1	0	0	0
TOSIS Josipa ph	1	1	0	0	0	0	0	0	0	0	0	0	0	0	0	0	0	0	0	0	0
MANDIS Katarina ss	1	1	0	1	0	0	0	1	0	0	0	0	1	1	0	0	0	2	5	0	0
SLISKO Mara 3b	2	1	1	0	0	0	0	1	0	0	0	0	0	0	0	0	0	0	0	0	0
BAILLO Lana lf	2	1	1	2	0	0	0	0	0	0	0	0	0	0	0	0	0	0	0	0	1
BERISIC Nina ph	1	1	0	1	0	0	0	0	0	0	0	0	0	0	0	0	0	0	0	0	0
ORESKOVIS Matea c	2	1	1	2	0	0	0	0	0	0	0	0	1	0	0	0	0	2	0	2	0
LIGOVICH Valentina cf	2	2	1	0	1	0	1	0	0	0	0	0	0	0	0	0	0	0	0	0	0
PAVOR Katja rf/opo	2	1	0	0	0	0	0	1	0	0	0	0	0	0	0	0	0	0	0	0	0
VIDOVIS Dorotea dp/rf	1	0	1	2	0	0	0	2	1	0	0	0	0	0	0	0	0	1	0	0	0
JURAS Paola p	3	1	2	1	0	0	0	0	0	0	0	0	0	0	0	0	0	0	0	1	0
PERISA Mihaela lb	0	0	0	0	0	0	0	0	0	0	0	0	0	0	0	0	0	6	0	0	0
Totals	18	12	9	10	0	1	0	7	0	1	0	0	2	1	0	0	0	12	6	3	

Türkiye	IP	H	R	ER	BB	SO	WP	HP	IP	IBB	SH	SF	2B	3B	HR	AB	BF	FO	GO	NP
GuLLu Elif CaSla L,0-2	1.0	2	5	0	2	1	2	0	0	0	0	1	0	1	0	5	8	1	0	36
KAYA BUKRE	1.0	3	2	2	1	0	1	0	0	0	0	1	0	0	0	4	6	1	1	15
TURHAN Sudenaz	1.1	4	5	2	4	0	0	0	0	0	0	0	0	0	0	9	13	0	3	48

Croatia	IP	H	R	ER	BB	SO	WP	HP	IP	IBB	SH	SF	2B	3B	HR	AB	BF	FO	GO	NP
JURAS Paola W,1-0	4.0	3	2	0	2	1	0	0	0	0	0	0	0	0	0	15	17	6	4	58

Umpires: HP-Patrik Knechtle (SUI), 1B-Klaus HANIKA (AUT), 3B-Sandro Sina (ITA)  
Scorers: Kristýna MALÁ (CZE), Kamila Foltýnová (CZE)  
TC: Wout ISBOUITS (NED)  
Start: 12:58 Time: 1:22 Attendance: 25 Weather:  
Game Notes: None

# Game Summary 70



## Switzerland (SUI) – Germany (GER) 0 – 9



Sep 12, 2025 at Prague (CZE) (Tempo)

Switzerland.....000 00 - 0 1 1  
Germany.....321 03 - 9 9 1

### Switzerland 0

PLAYER	AB	R	H	BI	2B	3B	HR	BB	SB	CS	HP	SH	SF	SO	IBB	KL	GDP	PO	A	E
ZEHNDER Kimberly ss	2	0	0	0	0	0	0	1	0	0	0	0	0	0	0	0	0	1	0	1
ADKINS Reya Cheyenne cf	3	0	0	0	0	0	0	0	0	0	0	0	0	0	0	0	0	1	0	0
JAMEYSON Mariah Elis c	2	0	0	0	0	0	0	0	0	0	0	0	0	0	0	0	0	2	0	0
ZEHNDER Michelle Mar 3b	2	0	0	0	0	0	0	0	0	0	0	0	0	0	0	0	0	2	1	0
REINECKE Julia Celin 1b	2	0	0	0	0	0	0	0	0	0	0	0	0	0	0	0	0	6	0	0
BRANDLI Andrea lf	2	0	0	0	0	0	0	0	0	0	0	0	0	1	0	0	0	2	0	0
LUTZ Solana dp	1	0	0	0	0	0	0	0	0	0	0	0	0	0	0	0	0	0	0	0
MATHIS Amy ph	1	0	0	0	0	0	0	0	0	0	0	0	0	0	0	0	0	0	0	0
SCHMID Celina 2b	1	0	1	0	0	0	0	1	0	0	0	0	0	0	0	0	0	0	1	0
LUTZ Riona rf	1	0	0	0	0	0	0	0	0	0	0	1	0	0	0	0	0	0	0	0
ENTNER Josianne p	0	0	0	0	0	0	0	0	0	0	0	0	0	0	0	0	0	0	0	0
HEIMGARTNER BOCK Kar p	0	0	0	0	0	0	0	0	0	0	0	0	0	0	0	0	0	0	1	0
LIECHTI Janina Amand p	0	0	0	0	0	0	0	0	0	0	0	0	0	0	0	0	0	0	0	0
Totals	17	0	1	0	0	0	0	2	0	0	0	1	0	1	0	0	0	14	3	1

### Germany 9

PLAYER	AB	R	H	BI	2B	3B	HR	BB	SB	CS	HP	SH	SF	SO	IBB	KL	GDP	PO	A	E
SZALAY Katharina ss/3b	3	2	2	0	1	0	0	1	0	0	0	0	0	0	0	0	0	0	0	0
KuHLER Amelie rf	2	0	1	2	0	1	0	0	0	0	0	0	0	0	0	0	0	1	0	0
EITING Jacqueline lf	2	1	1	3	0	0	1	0	0	0	0	0	0	1	0	0	0	0	0	0
BLOCK Sarissa cf/rf	2	1	0	0	0	0	0	1	0	0	0	0	0	0	0	0	0	1	0	0
BISWAS Lioba 3b	2	1	2	3	0	0	1	0	0	0	0	0	0	0	0	0	0	0	0	0
PAPE Josefina pr/ss	1	1	0	0	0	0	0	0	0	0	0	0	0	1	0	0	0	0	0	1
LANKHORST Lee dp	2	0	0	0	0	0	0	0	0	0	0	0	0	0	0	0	0	0	0	0
PIOTROWSKI Angelika ph	0	0	0	0	0	0	0	0	0	0	1	0	0	0	0	0	0	0	0	0
LAGLER Mara 1b	2	0	1	0	0	0	0	0	0	0	0	0	0	0	0	0	0	7	0	0
ROTH Amelie pr/lb	1	0	0	0	0	0	0	0	0	0	0	0	0	0	0	0	0	0	1	0
WEIL Jessica 2b	3	0	1	1	1	0	0	0	0	0	0	0	0	0	0	0	0	1	6	0
WEIL Jennifer c	0	1	0	0	0	0	0	0	0	0	1	0	0	0	0	0	0	1	0	0
SISTIG Jana c	1	1	0	0	0	0	0	0	1	0	1	0	0	0	0	0	0	0	0	0
BREUNINGER Jule lf/cf	3	1	1	0	0	0	0	0	0	0	0	0	0	0	0	0	0	3	0	0
VON ZEPELIN Sina p	0	0	0	0	0	0	0	0	0	0	0	0	0	0	0	0	0	0	1	0
SCHWIPPERT Lina p	0	0	0	0	0	0	0	0	0	0	0	0	0	0	0	0	0	0	1	0
Totals	24	9	9	9	2	1	2	2	1	0	3	0	0	2	0	0	0	15	8	1

Switzerland	IP	H	R	ER	BB	SO	WP	HP	IP	IBB	SH	SF	2B	3B	HR	AB	BF	FO	GO	NP
ENTNER Josianne L,0-4	0.1	2	3	3	1	0	0	0	0	0	0	0	1	0	1	3	4	0	1	22
HEIMGARTNER BOCK Kar	3.1	6	3	3	0	2	0	1	0	0	0	0	1	1	0	17	18	4	4	50
LIECHTI Janina Amand	1.0	1	3	3	1	0	0	2	0	0	0	0	0	0	1	4	7	2	1	25

Germany	IP	H	R	ER	BB	SO	WP	HP	IP	IBB	SH	SF	2B	3B	HR	AB	BF	FO	GO	NP
VON ZEPELIN Sina W,1-0	4.0	0	0	0	1	1	0	0	0	0	0	0	0	0	0	13	14	4	8	56
SCHWIPPERT Lina	1.0	1	0	0	1	0	0	0	0	0	1	0	0	0	0	4	6	1	2	23

Umpires: HP-Lewis Hamilton (SWE), 1B-Tommasita Pavan (ITA), 3B-Svata Smysl (CZE)

Scorers: Lucie HUDÍKOVÁ (CZE), Táňa NEVĚŘILOVÁ (CZE), Lucie HUDÍKOVÁ (CZE), Táňa NEVĚŘILOVÁ (CZE),  
Lucie HUDÍKOVÁ (CZE), Táňa NEVĚŘILOVÁ (CZE)

TC: Sandra Gouverneur (NED)

Start: 16:31 Time: 1:31 Attendance: 33 Weather:

Game Notes: None

# Game Summary 71



**Austria (AUT) – Greece (GRE)**  
**4 – 7**



Sep 12, 2025 at Prague (CZE) (Spectrum Praha)

-----  
Austria.....110 011 0 - 4 12 1  
Greece.....033 100 (X) - 7 7 0  
-----

Austria 4

PLAYER	AB	R	H	BI	2B	3B	HR	BB	SB	CS	HP	SH	SF	SO	IBB	KL	GDP	PO	A	E
MC GARRY Louise 3b	2	0	1	0	0	0	0	1	0	0	0	1	0	0	1	0	0	0	3	0
SILLIPP Elisabeth ss	3	1	1	0	1	0	0	1	0	0	0	0	0	0	0	0	0	2	2	0
BETTSTEIN Olivia cf	4	0	1	1	0	0	0	0	0	0	0	0	0	0	0	0	0	1	0	0
KAINDL Ina 1b	3	0	3	0	1	0	0	1	0	1	0	0	0	0	0	0	0	5	0	0
MERIAUX Caroline rf	3	1	0	0	0	0	0	0	0	0	0	0	0	0	0	0	0	2	0	0
GANTNER Matilda ph	1	0	0	0	0	0	0	0	0	0	0	0	0	0	0	0	0	0	0	0
DE ROUIN Sophie lf/2b	4	1	3	1	3	0	0	0	1	0	0	0	0	0	0	0	0	1	0	1
LACKNER-KEIL Martina dp/p/dp	3	0	1	1	0	0	0	0	0	0	0	0	0	0	0	0	0	0	1	0
GUBO Miriam pr	0	0	0	0	0	0	0	0	0	0	0	0	0	0	0	0	0	0	0	0
HANIKA Emma p	1	0	0	0	0	0	0	0	0	0	0	0	0	0	0	0	0	0	0	0
KARNER Lea c	3	0	1	0	0	0	0	0	0	0	0	0	0	0	0	0	0	2	1	0
MAURACHER Bianca ph	1	0	0	0	0	0	0	0	0	0	0	0	1	0	0	0	0	0	0	0
ORLOVITS-ZAIDAN Deni 2b	0	0	0	0	0	0	0	1	0	0	0	1	0	0	0	0	0	4	1	0
SCHNEIDER Lya lf	2	1	1	0	0	0	0	0	0	0	0	0	1	0	0	0	0	1	0	0
LANGTHALER Carla p	0	0	0	0	0	0	0	0	0	0	0	0	0	0	0	0	0	0	0	0
HANIKA Emma p	0	0	0	0	0	0	0	0	0	0	0	0	0	0	0	0	0	0	0	0
Totals	30	4	12	3	5	0	0	4	1	1	0	2	0	2	1	0	0	18	8	1

Greece 7

PLAYER	AB	R	H	BI	2B	3B	HR	BB	SB	CS	HP	SH	SF	SO	IBB	KL	GDP	PO	A	E
POLYDOROS Georgia Ch cf	4	0	1	1	0	0	0	0	0	1	0	0	0	0	0	0	0	1	0	0
KOLANDER Molly Suzan rf	4	0	1	1	0	0	0	0	0	0	0	0	0	0	0	0	0	1	0	0
PATONIS DEMI ANN ss	1	1	0	0	0	0	0	2	0	0	0	0	0	0	0	0	0	0	0	0
NYKAZA BRIANNA 2b	3	1	2	0	0	0	0	0	0	0	0	0	0	0	0	0	0	5	3	0
STAVROU Zoe 1b	2	1	2	3	0	0	1	1	0	0	0	0	0	0	0	0	0	10	1	0
BOURNIAS Evangeline lf	3	1	0	0	0	0	0	0	0	0	0	0	0	0	0	0	0	2	0	0
LYSIKATOS Tselsi Nik c	2	1	0	0	0	0	0	1	0	0	0	0	1	0	1	0	0	2	1	0
ZEPEDA Maria 3b	2	2	1	0	0	0	0	1	0	0	0	0	0	1	0	1	0	0	3	0
PSARRAS Selina dp	1	0	0	1	0	0	0	0	0	0	1	1	0	0	0	0	0	0	0	0
STAVROU Loren p	0	0	0	0	0	0	0	0	0	0	0	0	0	0	0	0	0	0	1	0
XENIDIS Kasey Lee p	0	0	0	0	0	0	0	0	0	0	0	0	0	0	0	0	0	0	3	0
Totals	22	7	7	6	0	0	1	5	0	1	0	1	1	2	0	2	0	21	12	0

Austria	IP	H	R	ER	BB	SO	WP	HP	IP	IBB	SH	SF	2B	3B	HR	AB	BF	FO	GO	NP
LANGTHALER Carla	1.2	3	3	3	1	1	1	0	0	0	0	1	0	0	1	6	8	3	0	29
LACKNER-KEIL Martina L,2-3	1.1	1	3	2	3	0	1	0	0	0	0	0	0	0	0	5	8	2	2	30
HANIKA Emma	3.0	3	1	1	1	1	0	0	0	0	1	0	0	0	0	11	13	3	5	41

Greece	IP	H	R	ER	BB	SO	WP	HP	IP	IBB	SH	SF	2B	3B	HR	AB	BF	FO	GO	NP
STAVROU Loren	3.2	6	2	2	4	0	0	0	0	1	1	0	3	0	0	15	20	4	6	94
XENIDIS Kasey Lee W,2-3	3.1	6	2	2	0	2	0	0	0	0	1	0	2	0	0	15	16	3	5	55

Umpires: HP-FLORENCE SAUVAGE (FRA), 1B-Alexander Levine (GBR), 3B-Giuseppe Laudani (ITA)  
Scorers: Matěj Sedláček (CZE), Jakub Hauser (CZE)  
TC: Arjan Baanen (NED)  
Start: 12:34 Time: 4:31 Attendance: 50 Weather: Cloudy, 18 °C  
Game Notes: None

# Game Summary 72



## Finland (FIN) – Lithuania (LTU) 10 – 7



Sep 12, 2025 at Prague (CZE) (Eagles - Field 2)

-----  
 Finland.....060 101 2 - 10 12 1  
 Lithuania.....303 100 0 - 7 7 1  
 -----

### Finland 10

PLAYER	AB	R	H	BI	2B	3B	HR	BB	SB	CS	HP	SH	SF	SO	IBB	KL	GDP	PO	A	E
MaNTYLa Anni 2b	4	2	1	2	0	0	0	1	0	0	0	0	0	2	0	1	0	1	2	0
MARTIN Erica dp	5	1	3	1	1	0	0	0	0	0	0	0	0	2	0	0	0	0	0	0
HUTRI Ellamaria ss	4	2	2	2	1	0	0	0	0	0	0	1	0	1	0	1	0	0	2	0
SEPPaLa Paula lf	4	0	2	3	0	0	0	0	0	0	0	0	0	0	0	0	0	0	1	0
SIIRA Jenna cf	4	1	2	1	1	0	0	0	0	0	0	0	0	0	0	0	0	0	1	0
OSORIO Tanja 1b	4	1	0	0	0	0	0	0	0	0	0	0	0	1	0	1	0	10	0	0
LaHDEMaKI Elise 3b	3	1	0	0	0	0	0	1	1	0	0	0	0	2	0	0	0	0	2	1
UUSIPAVALNIEMI Jeni rf	4	2	2	1	0	1	0	0	0	0	0	0	0	0	0	0	0	0	0	0
SYRJaLa Emma c	1	0	0	0	0	0	0	1	0	0	2	0	1	0	1	0	0	8	1	0
KARHIAHO Sanni p	0	0	0	0	0	0	0	0	0	0	0	0	0	0	0	0	0	0	2	0
Totals	33	10	12	10	3	1	0	3	1	0	0	3	0	9	0	4	0	21	9	1

### Lithuania 7

PLAYER	AB	R	H	BI	2B	3B	HR	BB	SB	CS	HP	SH	SF	SO	IBB	KL	GDP	PO	A	E
BAITIUL Kira ss	3	1	1	0	0	0	0	1	0	0	0	0	0	2	0	0	0	1	0	0
NEVERAUSKAITS Nomedas p	2	2	2	1	0	1	0	2	0	0	0	0	0	0	1	0	0	0	4	1
EINORYTE Mija 1b	2	2	1	1	0	0	0	2	0	0	0	0	0	0	0	0	0	9	0	0
ALEKSANDRAVICIUTE Gu cf	4	2	1	1	0	0	0	0	0	0	0	0	0	0	0	0	0	0	1	0
RINKEVISISTE Vanesa c	4	0	1	0	0	0	0	0	0	0	0	0	0	0	0	0	0	9	0	0
VIKULOVAITE Gerda 3b	3	0	1	3	0	0	0	1	0	0	0	0	0	0	0	0	0	0	2	0
PETRAITYTE Verdene lf	4	0	0	0	0	0	0	0	0	0	0	0	0	2	0	0	0	0	0	0
UTAKYTE Goda 2b	3	0	0	0	0	0	0	0	0	0	0	0	0	2	0	0	0	1	0	0
STEPANENKO Adelina ph	1	0	0	0	0	0	0	0	0	0	0	0	0	1	0	0	0	0	0	0
BARZDZIUTE Akvile rf	3	0	0	0	0	0	0	0	0	0	0	0	0	1	0	1	0	0	0	0
Totals	29	7	7	6	0	1	0	6	0	0	0	0	0	8	1	1	0	21	6	1

Finland	IP	H	R	ER	BB	SO	WP	HP	IP	IBB	SH	SF	2B	3B	HR	AB	BF	FO	GO	NP
KARHIAHO Sanni W,3-3	7.0	7	7	5	6	8	2	0	0	1	0	0	0	1	0	29	35	3	10	142

Lithuania	IP	H	R	ER	BB	SO	WP	HP	IP	IBB	SH	SF	2B	3B	HR	AB	BF	FO	GO	NP
NEVERAUSKAITS Nomedas L,2-3	7.0	12	10	5	3	9	1	0	0	0	3	0	3	1	0	33	39	3	11	125

Umpires: HP-Branislav Sušila (SVK), 1B-Galip Sönmez (GER), 3B-Thomas LOHNERT (GER)  
 Scorers: Petr MORAVEC (CZE), Barbora HOUDKOVÁ (CZE)  
 TC: Gabriele HARDINGER (AUT)  
 Start: 13:49 Time: 1:50 Attendance: 24 Weather: Cloudy  
 Game Notes: None

# Game Summary 73

	<b>Denmark (DEN) – Sweden (SWE)</b> <b>11 – 4</b>	
---	--	---

Sep 13, 2025 at Prague (CZE) (Eagles - Field 2)

-----  
Denmark.....003 224 - 11 14 1  
Sweden.....011 110 - 4 13 6  
-----

Denmark 11

PLAYER	AB	R	H	BI	2B	3B	HR	BB	SB	CS	HP	SH	SF	SO	IBB	KL	GDP	PO	A	E
BUSK CRAIG Evie ss	3	1	2	2	0	0	0	0	1	0	0	1	0	0	0	0	0	2	3	0
CULP Vivian lf/pr/lf	2	1	0	0	0	0	0	0	0	0	0	1	0	0	0	0	0	0	0	0
SORENSEN Pernille ph	1	0	0	0	0	0	0	0	0	0	0	0	0	0	0	0	0	0	0	0
NIELSEN Ellen 3b	4	2	2	2	0	0	0	0	0	0	0	0	0	1	0	0	0	2	4	0
NIELSEN Mathilde p	4	1	1	2	0	0	0	0	0	0	0	0	0	0	0	0	0	1	2	0
STOCKFORD NILH Tia 2b	4	1	3	1	1	0	0	0	0	0	0	0	0	0	0	0	0	1	0	0
THORSLUND Carina cf	4	1	2	2	0	0	0	0	0	1	0	0	0	0	0	0	0	0	0	0
THOMSEN Katja c	3	1	0	0	0	0	0	0	0	0	0	0	0	0	0	0	0	4	0	0
MILLER Freja Krisman ph	1	0	1	1	0	0	0	0	0	0	0	0	0	0	0	0	0	0	0	0
DOLLERUP Line dp/ph/dp	3	1	1	0	0	0	0	0	0	0	0	0	0	2	0	0	0	0	0	0
MILNE Fiona ph/lb/dp	1	0	0	0	0	0	0	0	0	0	0	0	1	0	0	0	0	3	1	0
MAJ OLSEN Sofie rf	3	2	2	0	0	0	0	1	0	0	0	0	1	0	0	0	0	0	0	1
MILNE Fiona lb	0	0	0	0	0	0	0	0	0	0	0	0	0	0	0	0	0	5	1	0
Totals	33	11	14	10	1	0	0	0	2	1	0	2	0	5	0	0	0	18	11	1

Sweden 4

PLAYER	AB	R	H	BI	2B	3B	HR	BB	SB	CS	HP	SH	SF	SO	IBB	KL	GDP	PO	A	E
BRIENESSE Paris 3b	4	1	3	1	0	1	0	0	0	0	0	0	0	0	0	0	0	1	0	0
ESTERS Frida 2b	4	0	2	0	0	0	0	0	0	0	0	0	0	0	0	0	0	2	1	0
SANDAHL Linnea c	4	0	2	1	0	0	0	0	0	0	0	0	0	0	0	0	0	6	1	1
ERIKSSON Sofia ss	4	1	2	0	1	0	0	0	1	0	0	0	0	0	0	0	0	4	3	1
ERIKSSON Emelie lb/p/lb	3	1	1	1	1	0	0	1	0	0	0	0	0	0	0	0	0	3	2	2
DANIELS Maria cf	2	0	0	0	0	0	0	1	0	0	0	0	0	0	0	0	0	0	0	0
KARLSSON Lisa dp	2	1	0	0	0	0	0	1	0	0	0	0	0	1	0	0	0	0	0	0
BUSK Lina lf	3	0	2	1	0	1	0	0	0	0	0	0	0	0	0	0	0	0	0	1
WENNERBERG Ellinor rf	3	0	1	0	0	0	0	0	0	0	0	0	1	0	0	0	0	0	0	0
LINDSTEIN Maja p/lb	0	0	0	0	0	0	0	0	0	0	0	0	0	0	0	0	0	2	1	0
WALLEn Amanda p	0	0	0	0	0	0	0	0	0	0	0	0	0	0	0	0	0	0	0	1
Totals	29	4	13	4	2	2	0	3	1	0	0	0	0	2	0	0	0	18	8	6

Denmark	IP	H	R	ER	BB	SO	WP	HP	IP	IBB	SH	SF	2B	3B	HR	AB	BF	FO	GO	NP
NIELSEN Mathilde W,3-1	6.0	13	4	4	3	2	0	0	0	0	0	0	2	2	0	29	32	4	10	106

Sweden	IP	H	R	ER	BB	SO	WP	HP	IP	IBB	SH	SF	2B	3B	HR	AB	BF	FO	GO	NP
LINDSTEIN Maja L,0-2	3.0	5	3	1	0	1	0	0	0	0	1	0	0	0	0	13	14	3	4	41
ERIKSSON Emelie	2.0	4	4	1	0	3	1	0	0	0	0	0	1	0	0	11	11	1	1	45
WALLEn Amanda	1.0	5	4	1	0	1	0	0	0	0	1	0	0	0	0	9	10	1	1	31

Umpires: HP-Tom Bosmans (BEL), 1B-Nicolas CRULLI (FRA), 3B-FLORENCE SAUVAGE (FRA)  
Scorers: David BECK (CZE), Barbora HOUDKOVÁ (CZE)  
TC: Arjan Baanen (NED)  
Start: 10:59 Time: 1:51 Attendance: 22 Weather:  
Game Notes: None

# Game Summary 74



## Spain (ESP) – Great Britain (GBR) 6 – 5



Sep 12, 2025 at Prague (CZE) (Eagles - Field 1)

Spain.....000 000 6 - 6 6 1  
Great Britain.....000 210 2 - 5 6 2

### Spain 6

PLAYER	AB	R	H	BI	2B	3B	HR	BB	SB	CS	HP	SH	SF	SO	IBB	KL	GDP	PO	A	E
CAICOYA Maria rf	3	1	1	4	0	0	1	0	0	0	0	1	0	0	0	0	0	3	0	0
BLESA Meritxell 2b	4	0	0	0	0	0	0	0	0	0	0	0	0	2	0	0	0	2	0	1
MODREGO Uxua cf	4	0	1	0	0	0	0	0	0	0	0	0	0	2	0	1	0	5	0	0
CAICOYA Carmen dp/lb/p	4	0	0	0	0	0	0	0	0	0	0	0	0	2	0	0	0	4	0	0
LEDEZMA Sorangel 3b	3	1	1	0	0	0	0	0	0	0	0	0	0	0	0	0	0	2	1	0
PISon Maialen pr	0	0	0	0	0	0	0	0	0	0	0	0	0	0	0	0	0	0	0	0
MARIN PARRA ABRIL lf	3	1	1	0	0	0	0	0	0	0	0	0	0	1	0	1	0	0	0	0
RAMIREZ Anyibell p/lb	3	1	0	0	0	0	0	0	0	0	0	0	0	2	0	1	0	0	1	0
ALONSO Beatriz p	0	0	0	0	0	0	0	0	0	0	0	0	0	0	0	0	0	0	0	0
DENIA Yulan ss	3	1	1	2	0	0	0	0	0	0	0	0	0	0	0	0	0	0	3	0
LOIDI Sara lb/opo	1	0	0	0	0	0	0	0	0	0	0	0	0	1	0	0	0	0	0	0
GARCIa Candela ph/opo	0	0	0	0	0	0	1	0	0	0	0	0	0	0	0	0	0	0	0	0
ALVAREZ Estibaliz ph/opo	1	1	1	0	0	0	0	0	0	0	0	0	0	0	0	0	0	0	0	0
VALLS Maria c	0	0	0	0	0	0	0	0	0	0	0	0	0	0	0	0	0	5	0	0
Totals	29	6	6	6	0	0	1	1	0	0	0	1	0	10	0	3	0	21	5	1

### Great Britain 5

PLAYER	AB	R	H	BI	2B	3B	HR	BB	SB	CS	HP	SH	SF	SO	IBB	KL	GDP	PO	A	E
WARSOP Tia Amelia cf	3	2	0	0	0	0	0	1	0	0	0	0	0	0	0	0	0	1	0	0
KERR Jahni lf	4	1	0	0	0	0	0	0	0	0	0	0	0	0	0	0	0	0	0	0
THOMPSON Jenna Eliza 3b	3	1	1	1	0	0	0	1	0	0	0	0	0	2	0	0	0	1	5	0
CORRICK Georgina lb	4	1	2	1	1	0	0	0	0	0	0	0	0	0	0	0	0	5	0	0
CHAN Jessica May Cat 2b	2	0	1	1	1	0	2	0	0	0	0	0	0	0	0	0	0	4	2	0
EDWARDS Cara Hope c	3	0	1	1	0	0	0	1	0	0	0	0	0	1	0	1	0	9	0	0
SNOW Alana rf	3	0	1	1	0	0	0	0	0	0	0	1	0	1	0	1	0	0	0	0
KRUEGER Mia Kathryn dp	3	0	0	0	0	0	0	0	0	0	0	0	0	0	0	0	0	0	0	0
BURGE Katie ss	3	0	0	0	0	0	0	0	0	0	0	0	0	0	0	0	0	1	0	1
MONTICELLI Paytn p	0	0	0	0	0	0	0	0	0	0	0	0	0	0	0	0	0	0	1	1
FRANCIK Jasmine p	0	0	0	0	0	0	0	0	0	0	0	0	0	0	0	0	0	0	0	0
Totals	28	5	6	5	2	0	0	5	0	0	0	1	0	4	0	2	0	21	8	2

Spain	IP	H	R	ER	BB	SO	WP	HP	IP	IBB	SH	SF	2B	3B	HR	AB	BF	FO	GO	NP
RAMIREZ Anyibell	5.0	5	3	2	3	2	0	0	0	0	0	0	1	0	0	21	24	10	3	94
ALONSO Beatriz W,3-1	1.0	0	0	0	0	0	0	0	0	0	1	0	0	0	0	2	3	1	2	9
CAICOYA Carmen SV,1	1.0	1	2	2	2	2	0	0	0	0	0	0	1	0	0	5	7	0	2	37

Great Britain	IP	H	R	ER	BB	SO	WP	HP	IP	IBB	SH	SF	2B	3B	HR	AB	BF	FO	GO	NP
MONTICELLI Paytn L,2-1	6.1	3	4	0	1	8	0	0	0	0	1	0	0	0	0	24	26	4	8	91
FRANCIK Jasmine	0.2	3	2	2	0	2	0	0	0	0	0	0	0	0	1	5	5	0	0	12

Umpires: HP-Martin CHMELÍK (CZE), 1B-Sara Jacob (CAN), 3B-Nicolas CRULLI (FRA)  
Scorers: Lenka BAKUSOVÁ (CZE), Alois SEČKÁR (CZE)  
TC: Gabriele HARDINGER (AUT)  
Start: 16:03 Time: 2:22 Attendance: 150 Weather: Cloudy; 18°C  
Game Notes: None

# Game Summary 75

## Poland (POL) – Belgium (BEL) 9 – 12

Sep 13, 2025 at Prague (CZE) (Eagles - Field 2)

Poland.....230 121 0 - 9 10 2  
Belgium.....601 302 (X) - 12 15 3

### Poland 9

PLAYER	AB	R	H	BI	2B	3B	HR	BB	SB	CS	HP	SH	SF	SO	IBB	KL	GDP	PO	A	E
ROMO Ella 2b	4	1	1	0	1	0	0	1	0	0	0	0	0	1	0	1	0	5	4	0
ZIELISSKA Aleksandra cf	4	2	2	0	0	0	0	0	0	0	0	1	0	0	0	0	0	2	0	0
KIRSANOW Julia ss	3	2	2	0	1	0	1	0	1	0	1	0	0	0	0	0	0	2	3	1
SZCZYPKA Sandra 3b	4	0	3	4	1	0	0	0	0	0	0	0	0	0	0	0	0	0	1	0
NIESMIASEK Krystyna pr	0	0	0	0	0	0	0	0	0	0	0	0	0	0	0	0	0	0	0	0
GRZESZCZAK Aleksandr lf	4	1	0	1	0	0	0	0	0	0	0	0	0	0	0	0	0	0	0	0
KOZIOS Emilia lb	3	1	2	0	0	0	0	0	0	0	1	0	0	0	0	0	0	8	0	0
SMEDEK Zuzanna c	4	0	0	1	0	0	0	0	0	0	0	0	0	1	0	1	0	0	2	0
MICHNA Natalia rf	2	0	0	0	0	0	0	0	0	0	0	0	2	0	0	0	0	1	0	0
SASKOWSKA Anna ph/rf	1	0	0	1	0	0	0	0	0	0	0	1	0	0	0	0	0	0	0	0
WASZAK Zofia dp	2	2	0	0	0	0	2	0	0	0	0	0	1	0	0	0	0	0	0	0
JARZYNA Martyna p	0	0	0	0	0	0	0	0	0	0	0	0	0	0	0	0	0	0	0	0
PRZESTRZELSKA Weroni p	0	0	0	0	0	0	0	0	0	0	0	0	0	0	0	0	0	0	1	1
Totals	31	9	10	9	2	1	0	4	0	1	1	1	1	5	0	2	0	18	11	2

### Belgium 12

PLAYER	AB	R	H	BI	2B	3B	HR	BB	SB	CS	HP	SH	SF	SO	IBB	KL	GDP	PO	A	E
GELDOF Kate cf	3	2	2	0	1	0	0	1	0	0	0	0	0	0	0	0	0	2	0	0
VAN RAEMDONCK Lisa rf	4	2	4	1	0	0	0	0	0	1	0	0	0	0	0	0	0	0	0	0
JANSSEN Gitte c	3	2	1	1	1	0	0	0	0	1	0	0	0	0	0	0	0	5	2	0
JANSSENS Celine 3b	3	1	1	1	0	0	0	0	0	0	0	1	0	0	0	0	0	2	2	0
GOYVAERTS Caroline dp	3	1	2	3	1	0	0	0	0	0	0	1	0	0	0	0	0	0	0	0
ROTHIER Yana lf	4	2	3	1	0	0	0	0	0	0	0	0	0	0	0	0	0	2	0	0
DE RIDDER Floortje 2b	4	1	1	1	0	0	0	0	1	0	0	0	0	0	0	0	0	2	1	2
ROEF Lauren lb	3	1	0	0	0	0	0	1	0	0	0	0	0	0	0	0	0	5	1	1
KASCHL Ada ss	3	0	1	2	0	0	0	0	1	0	0	0	0	0	0	0	0	2	1	0
VAN DEN BRANDE Lynn p	0	0	0	0	0	0	0	0	0	0	0	0	0	0	0	0	0	0	1	0
DE GRAEVE Sara p	0	0	0	0	0	0	0	0	0	0	0	0	0	0	0	0	0	0	1	0
Totals	30	12	15	10	3	0	0	2	1	2	1	1	1	0	0	0	0	21	8	3

Poland	IP	H	R	ER	BB	SO	WP	HP	IP	IBB	SH	SF	2B	3B	HR	AB	BF	FO	GO	NP
JARZYNA Martyna L,1-2	0.2	5	6	6	2	0	0	0	0	0	0	1	1	0	0	6	9	1	1	35
PRZESTRZELSKA Weroni	5.1	10	6	4	0	0	0	1	0	0	1	0	2	0	0	24	26	7	7	74

Belgium	IP	H	R	ER	BB	SO	WP	HP	IP	IBB	SH	SF	2B	3B	HR	AB	BF	FO	GO	NP
VAN DEN BRANDE Lynn	1.2	6	5	4	2	1	0	0	0	0	0	0	1	0	0	11	13	1	3	38
DE GRAEVE Sara W,3-1	5.1	4	4	2	2	4	2	1	0	0	1	1	1	1	0	20	25	8	4	81

Umpires: HP-Klaus HANIKA (AUT), 1B-Martin CHMELÍK (CZE), 3B-Tomo Žezlina (SLO)

Scorers: Barbora HOUDKOVÁ (CZE), David BECK (CZE)

TC:

Start: 13:22 Time: 1:48 Attendance: 38 Weather: Sunny

Game Notes: None

# Game Summary 76

	<b>Czechia (CZE) – Netherlands (NED)</b> <b>0 – 2</b>	
---	--	---

Sep 12, 2025 at Prague (CZE) (Eagles - Field 1)

-----  
 Czechia.....000 000 0 - 0 1 2  
 Netherlands.....010 010 (X) - 2 5 0  
 -----

Czechia 0

PLAYER	AB	R	H	BI	2B	3B	HR	BB	SB	CS	HP	SH	SF	SO	IBB	KL	GDP	PO	A	E
VODISKOVA Ema ss	2	0	0	0	0	0	0	1	0	0	0	0	0	2	0	0	0	4	1	0
KLIMPLOVA Veronika 3b	3	0	0	0	0	0	0	0	0	0	0	0	0	1	0	0	0	1	1	0
SAVIOLA Barbora rf	3	0	0	0	0	0	0	0	0	0	0	0	0	1	0	0	0	1	0	0
SLABA Gabriela 2b	3	0	1	0	0	0	0	0	0	0	0	0	0	0	0	0	0	1	2	0
PECKOVA Michaela dp/ph	2	0	0	0	0	0	0	1	0	0	0	0	0	1	0	0	0	0	0	0
SURILLOVA Michaela pr	0	0	0	0	0	0	0	0	1	0	0	0	0	0	0	0	0	0	0	0
STEJSKALOVA Eliška lf	3	0	0	0	0	0	0	0	0	0	0	0	0	1	0	1	0	0	0	0
KOPECKA AndSla c	2	0	0	0	0	0	0	0	0	0	0	0	0	1	0	0	0	8	0	2
FURKOVA Jana 1b	1	0	0	0	0	0	0	1	0	0	0	0	0	1	0	0	0	3	1	0
KOPIKOVA Natalie cf	2	0	0	0	0	0	0	0	0	0	0	0	0	2	0	0	0	0	0	0
KINDERMANNOVA KateSi p	0	0	0	0	0	0	0	0	0	0	0	0	0	0	0	0	0	0	1	0
Totals	21	0	1	0	0	0	0	3	0	1	0	0	0	10	0	1	0	18	6	2

Netherlands 2

PLAYER	AB	R	H	BI	2B	3B	HR	BB	SB	CS	HP	SH	SF	SO	IBB	KL	GDP	PO	A	E
PIAR Anaise rf	1	1	0	0	0	0	0	2	1	0	0	0	0	1	0	0	0	3	0	0
BEERS Brenda cf	3	0	0	0	0	0	0	0	0	0	0	0	0	2	0	0	0	0	0	0
JANSEN Annemiek pr/cf	0	0	0	0	0	0	0	0	0	0	0	0	0	0	0	0	0	0	0	0
VONK Britt ss	2	0	2	1	0	0	0	1	0	0	0	0	0	0	0	0	0	2	1	0
VAN DALEN Maxime 1b	3	0	0	0	0	0	0	0	0	0	0	0	0	0	0	0	0	3	1	0
VAN GURP Suka 2b	3	1	2	0	0	0	0	2	0	0	0	0	0	0	0	0	0	2	0	0
UYTENDAAL Nicky dp	2	0	0	0	0	0	0	0	0	0	1	0	0	1	0	0	0	0	0	0
CLARIJS Lizzie pr	0	0	0	0	0	0	0	1	0	0	0	0	0	0	0	0	0	0	0	0
WISSINK Laura c	2	0	0	0	0	0	0	1	0	0	0	0	0	1	0	0	0	9	2	0
VAN DER ZANDEN Cindy lf	3	0	1	0	0	0	0	0	0	0	0	0	0	2	0	0	0	1	0	0
CHARLES Damishah 3b	2	0	0	0	0	0	0	0	0	0	1	0	1	0	1	0	0	1	1	0
HOP Lisa p	0	0	0	0	0	0	0	0	0	0	0	0	0	0	0	0	0	0	1	0
VOORTMAN Eva p	0	0	0	0	0	0	0	0	0	0	0	0	0	0	0	0	0	0	0	0
Totals	21	2	5	1	0	0	0	4	4	0	1	1	0	8	0	1	0	21	6	0

Czechia	IP	H	R	ER	BB	SO	WP	HP	IP	IBB	SH	SF	2B	3B	HR	AB	BF	FO	GO	NP
KINDERMANNOVA KateSi L,2-2	6.0	5	2	1	4	8	0	1	0	0	1	0	0	0	0	21	27	3	6	104

Netherlands	IP	H	R	ER	BB	SO	WP	HP	IP	IBB	SH	SF	2B	3B	HR	AB	BF	FO	GO	NP
HOP Lisa W,2-1	5.2	0	0	0	3	8	0	0	0	0	0	0	0	0	0	16	19	5	3	88
VOORTMAN Eva SV,1	1.1	1	0	0	0	2	0	0	0	0	0	0	0	0	0	5	5	1	1	21

Umpires: HP-Galip Sönmez (GER), 1B-Thomas LOHNERT (GER), 3B-Sara Jacob (CAN)  
 Scorers: Alois SEČKÁR (CZE), Petr MATOUŠ (CZE), Lenka BAKUSOVÁ (CZE)  
 TC: Gabriele HARDINGER (AUT)  
 Start: 19:34 Time: 2:07 Attendance: 520 Weather: Partly cloudy  
 Game Notes: None

# Game Summary 77



## Greece (GRE) – Israel (ISR) 1 – 6



Sep 12, 2025 at Prague (CZE) (Spectrum Praha)

-----  
 Greece.....001 000 0 - 1 7 2  
 Israel.....003 030 (X) - 6 9 1  
 -----

### Greece 1

PLAYER	AB	R	H	BI	2B	3B	HR	BB	SB	CS	HP	SH	SF	SO	IBB	KL	GDP	PO	A	E
POLYDOROS Georgia Ch cf/p	3	0	1	0	0	0	0	1	0	0	0	0	0	2	0	0	0	2	3	0
KOLANDER Molly Suzan rf/cf	4	0	2	1	0	0	0	0	0	0	0	0	0	1	0	0	0	0	0	0
PATONIS DEMI ANN ss/2b	4	0	0	0	0	0	0	0	0	0	0	0	2	0	0	0	0	2	4	0
NYKAZA BRIANNA 2b	2	0	0	0	0	0	0	0	0	0	0	0	0	0	0	0	0	3	0	0
PAPPAS Sophie ph/ss	1	0	0	0	0	0	0	0	0	0	0	0	0	0	0	0	0	1	0	1
STAVROU Zoe lb	3	0	2	0	1	0	0	0	0	0	0	0	0	0	0	0	0	7	0	0
BOURNIAS Evangeline lf	3	0	0	0	0	0	0	0	0	0	0	0	0	3	0	1	0	0	0	0
LYSIKATOS Tselsi Nik c	3	0	1	0	0	0	0	0	0	0	0	0	0	0	0	0	0	0	0	0
ZEPEDA Maria 3b	3	1	1	0	0	0	0	0	0	0	0	0	2	0	1	0	0	2	3	0
PSARRAS Selina dp	1	0	0	0	0	0	0	0	0	0	0	1	0	0	0	0	0	0	0	0
XENIDIS Kasey Lee p/rf	1	0	0	0	0	0	0	0	0	0	0	0	0	0	0	0	0	0	0	0
XENIDIS Kasey Lee p/rf	0	0	0	0	0	0	0	0	0	0	0	0	0	0	0	0	0	1	1	1
Totals	28	1	7	1	1	0	0	1	0	0	0	1	0	10	0	2	0	18	11	2

### Israel 6



PLAYER	AB	R	H	BI	2B	3B	HR	BB	SB	CS	HP	SH	SF	SO	IBB	KL	GDP	PO	A	E
LEWIS MADDY 2b	4	1	1	0	0	0	0	0	0	0	0	0	0	0	0	0	0	1	4	0
GOTTLIEB ELIANA RUBY rf	4	1	2	1	0	0	0	0	0	0	0	0	0	0	0	0	0	0	0	0
MCDOWELL EVANN EMIKO rf	0	0	0	0	0	0	0	0	0	0	0	0	0	0	0	0	0	0	0	0
VANDEWATER TARA 3b	3	1	1	2	0	0	1	0	0	0	1	0	0	0	0	0	0	1	1	1
LICHT AMANDA DONA lb	2	0	0	0	0	0	0	2	0	0	0	0	0	0	0	0	0	5	1	0
SALZMAN RUBY ISABELL cf	4	1	0	0	0	0	0	0	0	0	0	0	0	0	0	0	0	1	0	0
GILBERT SYDNEY ROSE lf	2	1	2	0	0	0	1	0	0	0	0	0	0	0	0	0	0	0	0	0
SHERMAN JULIA c	1	0	0	1	0	0	0	0	0	0	1	1	0	0	0	0	0	11	0	0
KAPLAN EDITH dp	1	0	0	0	0	0	0	0	0	0	0	0	0	0	0	0	0	0	0	0
SHERMAN SAMANTHA ph/dp	2	0	1	1	0	1	0	0	0	0	0	0	0	0	0	0	0	0	0	0
RITCHIE ARIZONA SAGE ss	3	1	2	0	0	0	0	0	0	0	0	0	0	0	0	0	0	2	0	0
WAMPLER ROBYN SUE p	0	0	0	0	0	0	0	0	0	0	0	0	0	0	0	0	0	0	1	0
Totals	26	6	9	5	0	1	1	3	0	0	0	2	1	0	0	0	0	21	7	1

Greece	IP	H	R	ER	BB	SO	WP	HP	IP	IBB	SH	SF	2B	3B	HR	AB	BF	FO	GO	NP
XENIDIS Kasey Lee L,1-3	3.0	5	3	2	1	0	0	0	0	0	2	0	0	0	0	13	16	4	5	49
POLYDOROS Georgia Ch	3.0	4	3	3	2	0	2	0	0	0	0	1	0	1	1	13	16	3	6	50

Israel	IP	H	R	ER	BB	SO	WP	HP	IP	IBB	SH	SF	2B	3B	HR	AB	BF	FO	GO	NP
WAMPLER ROBYN SUE W,4-1	7.0	7	1	1	1	10	0	0	0	0	1	0	1	0	0	28	30	4	7	123

Umpires: HP-Britt Nielandt (BEL), 1B-Tomo Žezlina (SLO), 3B-FLORENCE SAUVAGE (FRA)  
 Scorers: Petr MATOUŠ (CZE), David BECK (CZE), David BECK (CZE)  
 TC: Arjan Baanen (NED)  
 Start: 17:40 Time: 1:49 Attendance: 62 Weather: Partycloudy  
 Game Notes: None

# Game Summary 78

	<b>Croatia (CRO) – Slovakia (SVK)</b> <b>14 – 10</b>	
---	---	---

Sep 12, 2025 at Prague (CZE) (SaBaT)

-----  
 Croatia.....002 102 9 - 14 21 3  
 Slovakia.....021 304 0 - 10 12 3  
 -----

### Croatia 14

PLAYER	AB	R	H	BI	2B	3B	HR	BB	SB	CS	HP	SH	SF	SO	IBB	KL	GDP	PO	A	E
SVEC Lucija 2b	6	1	2	0	0	0	0	0	0	0	0	0	0	1	0	1	0	3	1	0
MANDIS Katarina ss	5	2	4	1	1	0	0	0	0	0	1	0	0	0	0	0	0	3	2	0
SLISKO Mara 3b	6	3	5	2	2	0	0	0	0	0	0	0	0	0	0	0	0	2	1	1
BAILLO Lana lf	5	2	2	2	0	0	0	0	0	0	0	0	0	1	0	0	0	0	0	0
ORESKOVIS Matea c/opo	3	1	1	1	0	0	0	2	0	0	0	0	0	1	1	0	0	0	0	0
PERISA Mihaela 1b	5	1	3	3	0	0	0	0	0	0	0	0	0	0	0	0	0	4	0	1
LIGOVICH Valentina cf	3	1	1	2	0	0	0	1	0	0	0	0	1	1	0	0	0	2	1	0
TOSIS Josipa dp/c	5	2	2	1	2	0	0	0	0	0	0	0	0	1	0	0	0	4	3	0
JURAS Paola rf	4	1	1	1	0	0	0	1	0	0	0	0	0	2	0	0	0	3	0	0
BERISIC Nina p	0	0	0	0	0	0	0	0	0	0	0	0	0	0	0	0	0	0	0	1
Totals	42	14	21	13	5	0	0	4	0	0	1	0	1	7	1	1	0	21	8	3

### Slovakia 10

PLAYER	AB	R	H	BI	2B	3B	HR	BB	SB	CS	HP	SH	SF	SO	IBB	KL	GDP	PO	A	E
GUNISOva Lenka 3b	4	1	1	0	0	0	0	1	2	0	0	0	0	1	0	0	0	0	2	1
HORVaTHOVA Kristina lf/cf	4	2	2	0	1	0	0	1	0	0	0	0	0	0	0	0	0	1	0	1
DEaKOva Erika dp	4	2	0	0	0	0	0	0	0	0	0	1	0	0	0	0	0	0	0	0
MIHaLKOva Klaudia p	2	0	2	2	1	0	0	2	0	0	0	0	0	0	0	0	0	1	4	0
BORISOva Tatiana p	0	0	0	0	0	0	0	0	0	0	0	0	0	0	0	0	0	0	0	0
JANiSKOVA Alexandra p	1	0	0	0	0	0	0	0	0	0	0	0	0	1	0	0	0	0	0	0
DRGOSOVA Dana ss	3	0	0	1	0	0	0	0	0	0	0	0	1	1	0	0	0	1	1	0
CSOMOROVA Terezia 2b	4	2	2	1	0	0	0	0	0	0	0	0	0	0	0	0	0	2	1	0
BORISOva Tamara 1b	2	0	1	0	0	0	0	1	1	0	0	1	0	0	0	0	0	6	1	0
VESPEROVA Tereza c	2	2	2	0	1	0	2	1	0	0	0	0	0	0	0	0	0	8	1	0
KOPPLOva Tereza cf	2	1	1	1	0	0	0	0	2	1	0	0	0	0	0	0	0	0	0	0
GRMANOVA Patricia lf	2	0	1	1	0	0	0	0	0	0	0	0	0	0	0	0	0	1	0	0
ZaPRASNa Elisabeth rf	0	0	0	0	0	0	0	0	0	0	0	0	0	0	0	0	0	1	0	1
Totals	30	10	12	8	2	1	0	7	6	1	0	2	1	3	0	0	0	21	10	3

Croatia	IP	H	R	ER	BB	SO	WP	HP	IP	IBB	SH	SF	2B	3B	HR	AB	BF	FO	GO	NP
BERISIC Nina W,2-3	7.0	12	10	8	7	3	0	0	0	0	2	1	2	1	0	30	40	9	7	147

Slovakia	IP	H	R	ER	BB	SO	WP	HP	IP	IBB	SH	SF	2B	3B	HR	AB	BF	FO	GO	NP
MIHaLKOva Klaudia	6.1	17	10	9	3	7	0	0	0	0	0	1	5	0	0	36	40	7	4	134
BORISOva Tatiana L,0-1	0.0	3	4	4	1	0	0	0	0	1	0	0	0	0	0	3	4	0	0	7
JANiSKOVA Alexandra	0.2	1	0	0	0	0	1	1	0	0	0	0	0	0	0	3	4	0	2	8

Umpires: HP-Pavel Menšik (CZE), 1B-Patrik Knechtle (SUI), 3B-Santiago Aguilera (DOM)  
 Scorers: Kamila Foltýnová (CZE), Petra KUBÍNOVÁ (CZE)  
 TC: Wout ISBOUITS (NED)  
 Start: 16:30 Time: 2:29 Attendance: 44 Weather: Cloudy, 18°C  
 Game Notes: None

# Game Summary 79



## Germany (GER) – Ukraine (UKR) 10 – 1



Sep 12, 2025 at Prague (CZE) (Tempo)

Germany.....332 02 - 10 14 0  
Ukraine.....000 01 - 1 2 2

### Germany 10

PLAYER	AB	R	H	BI	2B	3B	HR	BB	SB	CS	HP	SH	SF	SO	IBB	KL	GDP	PO	A	E
SZALAY Katharina ss/3b	3	3	2	1	1	1	0	1	0	0	0	0	0	0	0	0	0	0	1	0
KuHLER Amelie rf	3	2	3	2	0	1	0	0	0	0	0	0	0	0	0	0	0	0	0	0
SCHWIPPERT Lina ph/rf	1	0	1	1	0	0	0	0	0	0	0	0	0	0	0	0	0	0	0	0
BLOCK Sarissa cf	3	1	1	1	0	0	0	0	0	0	0	0	0	0	0	0	0	0	0	0
EITING Jacqueline lf	1	0	0	0	0	0	0	0	0	0	0	0	0	0	0	0	0	0	0	0
BISWAS Lioba 3b	3	0	1	1	0	0	0	0	0	0	0	0	0	1	0	0	0	2	0	0
PAPE Josefine ss	0	0	0	0	0	0	0	0	0	0	0	0	0	0	0	0	0	0	0	0
LANKHORST Lee lb	3	0	1	0	0	0	0	0	0	0	0	0	0	0	0	0	0	1	0	0
ROTH Amelie pr/lb	0	0	0	0	0	0	0	0	0	0	0	0	0	0	0	0	0	1	0	0
LAGLER Mara dp	3	0	1	1	0	0	0	0	0	0	0	0	0	0	0	0	1	0	0	0
WEIL Jessica 2b	2	0	0	0	0	0	0	0	0	0	0	0	0	0	0	0	0	0	0	0
SISTIG Jana c	1	0	0	0	0	0	0	0	0	0	0	0	0	0	0	0	0	3	0	0
WEIL Jennifer c/2b	3	2	2	0	0	0	0	0	1	0	0	0	0	0	0	0	0	7	0	0
BREUNINGER Jule lf/cf	3	2	2	1	1	0	0	1	0	0	0	0	0	0	0	0	0	0	0	0
HELD Hannah p	0	0	0	0	0	0	0	0	0	0	0	0	0	0	0	0	0	1	0	0
Totals	29	10	14	8	2	2	0	1	2	0	0	0	0	1	0	0	1	15	1	0

### Ukraine 1

PLAYER	AB	R	H	BI	2B	3B	HR	BB	SB	CS	HP	SH	SF	SO	IBB	KL	GDP	PO	A	E
HULIAIEVA ANNA lf/cf	2	0	0	0	0	0	0	1	0	0	0	0	0	2	0	1	0	1	0	0
CALEEN KAITLYN MARIE c	1	0	0	0	0	0	0	0	0	0	0	0	0	1	0	0	0	1	0	0
OLIINYK VALERIYA c	1	0	0	0	0	0	0	0	0	0	0	0	0	0	0	0	0	0	0	0
VOITENKO Karyna ss	2	0	0	0	0	0	0	0	0	0	0	0	0	1	0	0	0	3	2	0
KHODAKOVSKA Anna 3b	1	0	0	0	0	0	0	0	0	0	0	0	0	0	0	0	0	0	1	0
SOMOTOVA MARIYA p	1	0	0	0	0	0	0	0	0	0	0	0	0	1	0	0	0	0	2	0
KOBYLIANSKA Daria lb	1	0	0	0	0	0	0	0	0	0	0	0	0	1	0	0	0	7	0	0
SOCHNIEVA HALYNA lb	1	1	1	0	0	0	0	0	0	0	0	0	0	0	0	0	0	3	0	0
SHUPNIAK ANNA dp/p/3b	1	0	0	0	0	0	0	1	0	0	0	0	0	0	0	0	0	0	1	1
MATSKEVYCH Yana cf	1	0	0	0	0	0	0	0	0	0	0	0	0	0	0	0	0	0	0	0
KONSTANTINOVA ALINA lf	1	0	0	0	0	0	0	0	0	0	0	0	0	1	0	0	0	0	0	0
BEZLATNIA VIKTORIYA rf	0	0	0	0	0	0	0	0	0	0	0	0	0	0	0	0	0	0	0	1
GALKINA POLINA ph/rf	2	0	0	0	0	0	0	0	0	0	0	0	0	1	0	0	0	0	0	0
TKACHENKO POLINA 2b	2	0	1	1	0	0	0	0	0	0	0	0	0	1	0	0	0	0	2	0
KYSIL YEVA p	0	0	0	0	0	0	0	0	0	0	0	0	0	0	0	0	0	0	0	0
Totals	17	1	2	1	0	0	0	2	0	0	0	0	0	9	0	1	0	15	8	2

Germany	IP	H	R	ER	BB	SO	WP	HP	IP	IBB	SH	SF	2B	3B	HR	AB	BF	FO	GO	NP
HELD Hannah W,2-2	5.0	2	1	1	2	9	2	0	0	0	0	0	0	0	0	17	19	4	2	79

Ukraine	IP	H	R	ER	BB	SO	WP	HP	IP	IBB	SH	SF	2B	3B	HR	AB	BF	FO	GO	NP
KYSIL YEVA L,0-2	1.1	5	5	4	1	1	0	0	0	0	0	0	1	1	0	9	10	1	2	33
SHUPNIAK ANNA	1.2	6	3	3	0	0	0	0	1	0	0	0	0	1	0	11	11	1	4	42
SOMOTOVA MARIYA	2.0	3	2	2	0	0	0	0	0	0	0	0	1	0	0	9	9	0	5	25

Umpires: HP-Tom Bosmans (BEL), 1B-Lewis Hamilton (SWE), 3B-Pavel Menšík (CZE)  
Scorers: Táňa NEVĚŘILOVÁ (CZE), Pavla Mádrová (CZE)  
TC: Sandra Gouverneur (NED)  
Start: 10:02 Time: 1:36 Attendance: 61 Weather:  
Game Notes: None

# Game Summary 80



## Great Britain (GBR) – Italy (ITA) 1 – 8



Sep 12, 2025 at Prague (CZE) (Eagles - Field 1)

-----  
Great Britain.....100 00 - 1 3 1  
Italy.....100 07 - 8 7 0  
-----

### Great Britain 1

PLAYER	AB	R	H	BI	2B	3B	HR	BB	SB	CS	HP	SH	SF	SO	IBB	KL	GDP	PO	A	E
WARSOP Tia Amelia cf	3	1	1	0	1	0	0	0	0	0	0	0	0	1	0	0	0	0	0	0
BURGE Katie ss	3	0	0	0	0	0	0	0	0	0	0	0	0	1	0	0	0	0	1	1
KERR Jahni lf	2	0	0	0	0	0	0	0	0	0	0	0	0	0	0	0	0	0	0	0
THOMPSON Jenna Eliza 3b	1	0	1	1	0	0	0	1	0	0	0	0	0	0	0	0	0	0	1	2
CORRICK Georgina p/lb/p/lb	1	0	1	0	0	0	0	0	0	0	0	1	0	0	0	0	0	0	1	2
EDWARDS Cara Hope c	2	0	0	0	0	0	0	0	0	0	0	0	0	0	0	0	0	0	7	0
SNOW Alana rf	0	0	0	0	0	0	0	2	0	0	0	0	0	0	0	0	0	0	0	0
HUTCHISON Amie dp	2	0	0	0	0	0	0	0	0	0	0	0	0	2	0	0	0	0	0	0
CHAN Jessica May Cat 2b	2	0	0	0	0	0	0	0	0	0	0	0	0	0	0	0	1	2	0	0
FRANCIK Jasmine lb/p/lb/p	0	0	0	0	0	0	0	0	0	0	0	0	0	0	0	0	0	3	0	0
Totals	16	1	3	1	1	0	0	3	0	0	0	1	0	4	0	0	1	14	5	1

### Italy 8

PLAYER	AB	R	H	BI	2B	3B	HR	BB	SB	CS	HP	SH	SF	SO	IBB	KL	GDP	PO	A	E
DAYTON Isabella Mari cf	2	2	1	0	1	0	0	1	0	0	0	0	0	0	0	0	0	0	0	0
CECCHETTI Elisa lf	2	1	1	0	0	0	0	0	0	0	1	0	0	1	0	0	0	1	0	0
PIANCASTELLI Erika rf	3	1	0	0	0	0	0	0	0	0	0	0	0	1	0	0	0	1	0	0
BARBARA Mc Kenzie dp	0	1	0	1	0	0	0	3	0	0	0	0	0	0	2	0	0	0	0	0
GASPAROTTO Marta c	3	1	1	3	1	0	0	0	0	0	0	0	0	1	0	1	0	4	0	0
KOUTSOYANOPULOS Giul lb	3	1	1	1	0	0	0	0	0	0	0	0	0	1	0	1	0	6	1	0
LONGHI Giulia 3b	3	1	1	1	1	0	0	0	0	0	0	0	0	0	0	0	0	0	1	0
SHELDON Melany ss	3	0	0	0	0	0	0	0	0	0	0	0	0	2	0	1	0	2	3	0
ROTONDO Alessandra 2b	3	0	2	2	0	0	0	0	0	0	0	0	0	0	0	0	0	1	0	0
BIGATTON Laura p	0	0	0	0	0	0	0	0	0	0	0	0	0	0	0	0	0	0	2	0
CACCIAMANI Ilaria p	0	0	0	0	0	0	0	0	0	0	0	0	0	0	0	0	0	0	1	0
Totals	22	8	7	8	3	0	0	4	0	0	1	0	0	6	2	3	0	15	8	0

Great Britain	IP	H	R	ER	BB	SO	WP	HP	IP	IBB	SH	SF	2B	3B	HR	AB	BF	FO	GO	NP
CORRICK Georgina L,1-2	2.2	4	4	4	2	1	0	0	0	1	0	0	2	0	0	13	15	2	5	53
FRANCIK Jasmine	2.0	3	4	4	2	5	0	1	0	1	0	0	1	0	0	9	12	0	1	48

Italy	IP	H	R	ER	BB	SO	WP	HP	IP	IBB	SH	SF	2B	3B	HR	AB	BF	FO	GO	NP
BIGATTON Laura W,1-1	3.2	3	1	1	3	3	0	0	0	0	1	0	1	0	0	12	16	1	6	68
CACCIAMANI Ilaria	1.1	0	0	0	0	1	0	0	0	0	0	0	0	0	0	4	4	2	1	13

Umpires: HP-Sara Jacob (CAN), 1B-Luka Rilović (CRO), 3B-Galip Sönmez (GER)  
Scorers: David BECK (CZE), Lenka BAKUSOVÁ (CZE)  
TC: Gabriele HARDINGER (AUT)  
Start: 10:01 Time: 2:09 Attendance: 517 Weather: Sunny  
Game Notes: None

# Game Summary 81



## Spain (ESP) – Great Britain (GBR) 2 – 4



Sep 13, 2025 at Prague (CZE) (Eagles - Field 1)

Spain.....010 100 0 - 2 8 2  
Great Britain.....010 030 (X) - 4 8 1

### Spain 2

PLAYER	AB	R	H	BI	2B	3B	HR	BB	SB	CS	HP	SH	SF	SO	IBB	KL	GDP	PO	A	E
CAICOYA Maria rf	4	0	1	1	0	0	0	0	0	0	0	0	0	3	0	2	0	1	0	0
BLESA Meritxell 2b	4	0	0	0	0	0	0	0	0	0	0	0	0	0	0	0	0	2	1	2
MODREGO Uxua cf	3	0	0	0	0	0	0	0	0	1	0	0	3	0	0	0	0	3	1	0
CAICOYA Carmen 1b/p	4	0	1	0	0	0	0	0	0	0	0	0	0	1	0	0	0	4	1	0
LEDEZMA Sorangel 3b	3	0	2	0	1	0	0	0	0	0	0	0	0	1	0	1	0	1	1	0
MARIN PARRA ABRIL lf	2	2	1	0	0	0	0	1	0	0	0	0	0	1	0	1	0	1	1	0
RAMIREZ Anyibell dp/p/lb	3	0	1	0	0	0	0	0	0	0	0	0	0	2	0	0	0	2	1	0
DENIA Yulan ss	3	0	1	0	0	0	0	0	0	0	0	0	0	1	0	0	0	0	3	0
VALLS Maria c	2	0	1	0	0	0	0	0	0	0	0	0	0	1	0	0	0	4	0	0
ALVAREZ Estibaliz ph	1	0	0	0	0	0	0	0	0	0	0	0	0	1	0	0	0	0	0	0
ALONSO Beatriz p	0	0	0	0	0	0	0	0	0	0	0	0	0	0	0	0	0	0	2	0
Totals	29	2	8	1	1	0	0	1	0	0	1	0	0	14	0	4	0	18	11	2

### Great Britain 4



PLAYER	AB	R	H	BI	2B	3B	HR	BB	SB	CS	HP	SH	SF	SO	IBB	KL	GDP	PO	A	E
WARSOP Tia Amelia cf	4	1	0	0	0	0	0	0	0	0	0	0	0	0	0	0	0	1	0	0
KERR Jahni lf	3	1	1	1	1	0	0	0	0	0	0	0	0	0	0	0	0	0	0	0
THOMPSON Jenna Eliza 3b	2	1	0	0	0	0	0	1	0	0	0	0	0	1	0	0	0	1	1	0
CORRICK Georgina p	2	0	1	0	0	0	0	1	0	0	0	0	0	0	1	0	0	0	2	0
CHAN Jessica May Cat 2b	3	1	3	2	0	0	0	0	0	0	0	0	0	0	0	0	0	0	0	0
EDWARDS Cara Hope c	3	0	0	0	0	0	0	0	0	0	0	0	0	2	0	1	0	15	0	0
SNOW Alana rf	3	0	2	1	2	0	0	0	0	0	0	0	0	1	0	0	0	0	0	0
KRUEGER Mia Kathryn dp	2	0	0	0	0	0	0	0	0	0	0	0	0	0	0	0	0	0	0	0
TEAGUE Sydney Elizab ph	0	0	0	0	0	0	0	0	0	0	0	1	0	0	0	0	0	0	0	0
BURGE Katie ss	3	0	1	0	0	0	0	0	0	0	0	0	0	0	0	0	0	0	1	1
FRANCIK Jasmine 1b	0	0	0	0	0	0	0	0	0	0	0	0	0	0	0	0	0	4	0	0
Totals	25	4	8	4	3	0	0	2	0	0	0	1	0	4	1	1	0	21	4	1

Spain	IP	H	R	ER	BB	SO	WP	HP	IP	IBB	SH	SF	2B	3B	HR	AB	BF	FO	GO	NP
ALONSO Beatriz L,4-2	4.2	6	3	1	0	3	0	0	0	0	0	0	2	0	0	20	20	5	4	71
RAMIREZ Anyibell	0.1	1	1	1	2	1	1	0	0	1	0	0	0	0	0	2	4	0	0	17
CAICOYA Carmen	1.0	1	0	0	0	0	0	0	0	0	1	0	1	0	0	3	4	0	3	9

Great Britain	IP	H	R	ER	BB	SO	WP	HP	IP	IBB	SH	SF	2B	3B	HR	AB	BF	FO	GO	NP
CORRICK Georgina W,2-2	7.0	8	2	1	1	14	1	1	0	0	0	0	1	0	0	29	31	3	4	138

Umpires: HP-Thomas LOHNERT (GER), 1B-Luka Rilović (CRO), 3B-Branislav Sušila (SVK)  
Scorers: Kristýna MALÁ (CZE), Lucie HUDÍKOVÁ (CZE), Petra KUBÍNOVÁ (CZE)  
TC: Wout ISBOUITS (NED)  
Start: 13:02 Time: 2:17 Attendance: 327 Weather: Party cloudy, 17 °C  
Game Notes: None

# Game Summary 82

	<b>Netherlands (NED) – Italy (ITA)</b>	
<b>3 – 4</b>		

Sep 13, 2025 at Prague (CZE) (Eagles - Field 1)

-----  
 Netherlands.....210 000 00 - 3 8 4  
 Italy.....002 010 01 - 4 4 0  
 -----

### Netherlands 3

PLAYER	AB	R	H	BI	2B	3B	HR	BB	SB	CS	HP	SH	SF	SO	IBB	KL	GDP	PO	A	E
PIAR Anaise rf	4	1	2	0	0	0	0	0	0	0	0	0	0	2	0	0	0	0	0	0
BEERS Brenda cf/lf	2	0	0	0	0	0	0	1	0	0	0	1	0	1	0	0	0	1	0	0
VONK Britt ss	3	1	1	1	1	0	0	1	0	0	0	0	0	0	0	0	0	2	3	3
VAN DALEN Maxime p/lb	3	0	1	1	0	0	0	1	0	0	0	0	0	0	0	0	0	9	0	0
CLARIJS Lizzie pr	0	0	0	0	0	0	0	0	0	0	0	0	0	0	0	0	0	0	0	0
VAN GURP Suka 2b	3	0	2	1	0	0	0	1	0	0	0	0	0	0	0	0	0	0	5	0
UYTENDAAL Nicky dp	4	0	0	0	0	0	0	0	0	0	0	0	0	1	0	0	0	0	0	0
HOP Lisa p	0	0	0	0	0	0	0	0	0	0	0	0	0	0	0	0	0	0	0	0
WISSINK Laura c	4	0	0	0	0	0	0	0	0	0	0	0	1	0	1	0	0	6	0	0
VAN DER ZANDEN Cindy lf	2	1	1	0	0	0	0	0	0	0	0	0	0	1	0	0	0	2	0	0
JANSEN Annemiek ph/cf	2	0	1	0	1	0	0	0	0	0	0	0	0	1	0	0	0	0	0	1
CHARLES Damishah 3b	3	0	0	0	0	0	0	0	0	0	1	0	0	0	0	0	0	1	0	0
VOORTMAN Eva lb/p	0	0	0	0	0	0	0	0	0	0	0	0	0	0	0	0	0	0	0	0
HOP Lisa p	0	0	0	0	0	0	0	0	0	0	0	0	0	0	0	0	0	0	1	0
Totals	30	3	8	3	2	0	0	4	0	0	0	2	0	7	0	1	0	21	9	4

### Italy 4

PLAYER	AB	R	H	BI	2B	3B	HR	BB	SB	CS	HP	SH	SF	SO	IBB	KL	GDP	PO	A	E
DAYTON Isabella Mari cf	4	2	1	1	0	1	0	0	0	0	0	0	0	0	0	0	0	2	0	0
CECCHETTI Elisa lf	3	0	1	1	0	0	0	0	0	0	0	0	1	1	0	0	1	0	0	0
PIANCASTELLI Erika rf	3	0	1	0	0	0	0	0	0	0	0	0	1	0	0	0	0	2	0	0
BARBARA Mc Kenzie dp	2	0	0	0	0	0	0	1	0	0	0	0	0	1	0	1	0	0	0	0
GIACOMETTI Noemi pr	0	0	0	0	0	0	0	0	0	0	0	0	0	0	0	0	0	0	0	0
GASPAROTTO Marta c	3	0	0	0	0	0	0	0	0	0	0	0	0	1	0	0	0	7	1	0
KOUTSOYANOPULOS Giul lb	2	0	0	0	0	0	0	0	0	0	1	0	0	0	0	0	0	8	2	0
LONGHI Giulia 3b	3	0	0	0	0	0	0	0	0	0	0	0	0	1	0	0	0	0	2	0
SHELDON Melany ss	2	0	0	0	0	0	0	0	0	0	0	0	0	1	0	1	0	1	4	0
VIGNA Laura ph	1	0	0	0	0	0	0	0	0	0	0	0	0	0	0	0	0	0	0	0
ROTONDO Alessandra 2b	3	2	1	0	0	0	0	0	0	0	0	0	0	0	0	0	0	4	2	0
TONIOLO Christina p	0	0	0	0	0	0	0	0	0	0	0	0	0	0	0	0	0	0	0	0
CACCIAMANI Ilaria p	0	0	0	0	0	0	0	0	0	0	0	0	0	0	0	0	0	0	1	0
Totals	26	4	4	2	0	1	0	1	0	0	1	0	1	6	0	2	1	24	12	0

Netherlands	IP	H	R	ER	BB	SO	WP	HP	IP	IBB	SH	SF	2B	3B	HR	AB	BF	FO	GO	NP
VAN DALEN Maxime	0.0	0	0	0	0	0	0	0	0	0	0	0	0	0	0	0	0	0	0	0
VOORTMAN Eva	3.0	3	2	2	1	4	0	1	0	0	0	1	0	1	0	11	14	3	2	59
HOP Lisa L,2-2	4.0	1	2	0	0	2	0	0	0	0	0	0	0	0	0	15	15	3	6	50

Italy	IP	H	R	ER	BB	SO	WP	HP	IP	IBB	SH	SF	2B	3B	HR	AB	BF	FO	GO	NP
TONIOLO Christina	1.1	5	3	3	1	1	0	0	0	0	2	0	0	0	0	7	10	0	3	37
CACCIAMANI Ilaria W,1-0	6.2	3	0	0	3	6	0	0	0	0	0	0	2	0	0	23	26	5	9	107

Umpires: HP-Sara Jacob (CAN), 1B-Galip Sönmez (GER), 3B-Santiago Aguilera (DOM)  
 Scorers: Petra KUBÍNOVÁ (CZE), Lucie HUDÍKOVÁ (CZE)  
 TC: Gabriele HARDINGER (AUT)  
 Start: 17:04 Time: 2:30 Attendance: 572 Weather: Overcast  
 Game Notes: None

## Team's stats

	Austria	AUT
---	---------	-----

Overall Statistics for Austria (as of Sep 13, 2025)

(All Games, Sorted by Batting Avg)

Record: Tournament: 5-3 / Opening Round: 3-0 / Group E: 2-3

#	PLAYER	AVG	GP-GS	AB	R	H	2B	3B	HR	RBI	TB	SLG%	BB	HP	SO	GDP	OB%	SF	SH	SB-ATT
9	GUBO Miriam	.667	8-1	3	4	2	0	0	0	3	2	.667	0	1	1	0	.750	0	0	0-0
22	Mc GARRY Louise	.414	11-11	29	12	12	2	2	0	3	18	.621	4	0	6	0	.485	0	2	2-2
10	Lackner-Keil Marti	.364	11-10	22	4	8	3	2	0	6	15	.682	4	0	5	0	.444	1	0	0-0
4	KAINDL Ina	.333	11-11	24	2	8	2	0	0	6	10	.417	4	3	1	1	.469	1	2	1-2
15	AZZAM Zainab	.333	6-1	3	2	1	0	0	0	1	1	.333	1	0	2	0	.500	0	0	0-0
2	DE ROUIN Sophie Ce	.240	11-10	25	5	6	5	0	0	6	11	.440	3	0	8	0	.321	0	1	3-3
7	SILLIPP Elisabeth	.226	11-11	31	11	7	2	1	0	2	11	.355	7	0	7	0	.368	0	1	3-3
11	BETTSTEIN Olivia	.222	11-11	27	4	6	1	0	0	6	7	.259	5	0	2	1	.306	4	0	1-2
17	KARNER Lea	.188	10-9	16	3	3	0	0	0	1	3	.188	1	1	4	0	.278	0	0	1-1
6	ORLOVITS-ZAIDAN De	.167	11-9	18	2	3	0	0	0	2	3	.167	4	1	4	0	.333	1	1	1-2
19	SCHNEIDER Lya	.167	10-4	12	4	2	0	0	0	0	2	.167	4	0	4	0	.375	0	0	0-0
5	MERIAUX Caroline	.150	11-8	20	2	3	1	0	0	6	4	.200	0	0	3	1	.150	0	1	1-1
29	MAURACHER Bianca	.111	7-3	9	4	1	0	0	0	2	1	.111	1	1	3	0	.273	0	0	0-0
18	HANIKA Emma	.000	11-6	4	0	0	0	0	0	0	0	.000	0	0	1	0	.000	0	0	0-0
3	LANGTHALER Carla	.000	8-5	0	1	0	0	0	0	1	0	.000	1	0	0	0	1.000	0	0	0-0
28	GANTNER Matilda	.000	8-0	6	1	0	0	0	0	0	0	.000	2	0	2	0	.250	0	0	0-0
23	BENTZ Lara	.000	7-0	1	2	0	0	0	0	0	0	.000	0	0	1	0	.000	0	0	2-2
Totals		.248		250	63	62	16	5	0	45	88	.352	41	7	54	3	.361	7	8	15-18
Opponents		.271		251	52	68	11	2	13	44	122	.486	39	3	51	0	.373	2	10	9-12

(All Games, Sorted by Earned Run Avg)

#	PLAYER	ERA	W-L	SV	IP	G	GS	CG	SHO	H	R	ER	BB	SO	2B	3B	HR	AB	B/Avg	WP	HP	IP	SHA	SFA
18	HANIKA Emma	3.98	2-1	0	19.1	9	5	1	0	17	13	11	8	17	3	0	5	73	.233	2	1	0	3	0
10	Lackner-Keil Marti	3.99	2-3	0	26.1	9	1	0	0	29	18	15	13	21	5	2	4	104	.279	5	1	0	5	1
3	LANGTHALER Carla	5.25	1-2	0	16.0	7	5	0	0	21	16	12	10	11	3	0	4	69	.304	1	1	0	2	1
11	BETTSTEIN Olivia	21.00	0-0	0	1.1	1	0	0	0	1	5	4	8	2	0	0	0	5	.200	4	0	0	0	0
Totals		4.67	5-6	0	63.0	11	11	1	0	68	52	42	39	51	11	2	13	251	.271	12	3	0	10	2
Opponents		4.55	6-5	0	64.2	11	11	2	1	62	63	42	41	54	16	5	0	250	.248	5	7	1	8	7

(All Games, Sorted by Fielding Pct)

#	PLAYER	C	PO	A	E	DP	FLD%	CSB	SBA	SBA%	CI	PB
17	KARNER Lea	46	42	4	0	0	1.000	2	6	.750	0	2
11	BETTSTEIN Olivia	21	18	3	0	2	1.000	0	0	0	0	0
5	MERIAUX Caroline	8	8	0	0	0	1.000	0	0	0	0	0
19	SCHNEIDER Lya	8	7	1	0	0	1.000	0	0	0	0	0
18	HANIKA Emma	7	3	4	0	0	1.000	0	0	0	0	0
10	Lackner-Keil Marti	7	3	4	0	0	1.000	0	0	0	0	0
15	AZZAM Zainab	1	1	0	0	0	1.000	0	0	0	0	0
6	ORLOVITS-ZAIDAN De	32	22	9	1	1	.969	0	0	0	0	0
22	Mc GARRY Louise	30	7	21	2	1	.933	0	0	0	0	0
4	KAINDL Ina	43	40	0	3	1	.930	0	0	0	0	0
7	SILLIPP Elisabeth	32	17	12	3	1	.906	0	0	0	0	0
2	DE ROUIN Sophie Ce	18	15	1	2	0	.889	0	0	0	0	0
29	MAURACHER Bianca	9	6	2	1	0	.889	1	3	.750	0	1
3	LANGTHALER Carla	2	0	0	2	0	.000	0	0	0	0	0
Totals		264	189	61	14	2	.947	3	9	.750	0	3
Opponents		298	194	82	22	4	.926	3	15	.833	0	6

## Team's stats

	<h1 style="margin: 0;">Belgium</h1>	<h1 style="margin: 0;">BEL</h1>
---	-------------------------------------	---------------------------------

Overall Statistics for Belgium (as of Sep 13, 2025)

(All Games, Sorted by Batting Avg)

#	PLAYER	AVG	GP	GS	AB	R	H	2B	3B	HR	RBI	TB	SLG%	BB	HP	SO	GDP	OB%	SF	SH	SB-ATT
19	Rotthier Yana	.700	5-4	10	4	7	1	0	0	2	8	.800	0	0	1	0	.700	0	1	0-1	
7	Van Raemdonck Lisa	.667	4-4	9	5	6	0	0	0	1	6	.667	4	0	1	0	.769	0	0	0-1	
6	Goosen Innes	.600	4-4	10	5	6	2	0	0	5	8	.800	4	0	1	0	.714	0	2	3-3	
8	Geldof Kate	.545	6-6	22	11	12	2	3	0	8	20	.909	2	0	1	0	.583	0	1	0-0	
18	Janssens Celine	.429	6-6	14	8	6	0	1	0	5	8	.571	7	0	0	0	.591	1	2	0-0	
9	Kaschl Ada	.417	5-4	12	4	5	2	0	0	7	7	.583	1	0	0	0	.462	0	0	1-2	
13	Roef Lauren	.385	5-4	13	6	5	0	0	0	3	5	.385	1	0	2	0	.429	0	0	1-1	
5	Janssen Gitte	.333	6-6	15	9	5	1	0	0	3	6	.400	5	4	2	0	.583	0	0	0-0	
17	De Graeve Sara	.333	5-3	6	1	2	1	0	0	2	3	.500	2	0	1	0	.500	0	0	0-0	
11	Goyvaerts Caroline	.318	6-6	22	5	7	3	1	0	13	12	.545	1	0	0	0	.348	0	1	0-0	
21	De Ridder Floortje	.250	4-3	8	3	2	0	0	0	2	2	.250	1	0	0	0	.333	0	0	1-1	
16	Van Droogenbroeck	.222	3-2	9	0	2	0	1	0	4	4	.444	0	0	3	0	.222	0	0	0-0	
10	Lenoir Lisse	.000	3-1	4	1	0	0	0	0	1	0	.000	1	0	0	0	.200	0	0	0-0	
15	Mostaert Fleur	.000	2-2	3	2	0	0	0	0	0	0	.000	2	0	0	0	.400	0	0	0-0	
12	Van Nuffel Tina	.000	2-2	3	2	0	0	0	0	1	0	.000	4	0	1	0	.571	0	0	0-0	
Totals		.406		160	66	65	12	6	0	57	89	.556	35	4	13	0	.520	1	7	6-9	
Opponents		.286		140	32	40	12	4	0	30	60	.429	11	5	17	2	.350	4	5	7-9	

(All Games, Sorted by Earned Run Avg)

#	PLAYER	ERA	W-L	SV	IP	G	GS	CG	SHO	H	R	ER	BB	SO	2B	3B	HR	AB	B/Avg	WP	HP	IP	SHA	SFA
20	Baufays Camille	3.82	0-0	0	3.2	1	1	0	0	4	2	2	0	1	0	1	0	14	.286	0	0	0	0	1
17	De Graeve Sara	4.67	3-1	0	12.0	4	2	0	0	12	12	8	3	7	6	1	0	47	.255	2	3	0	3	1
8	Geldof Kate	5.07	1-0	0	9.2	2	1	1	1	9	8	7	3	6	2	2	0	41	.220	0	1	0	0	0
22	Van Den Brande Lyn	5.79	1-0	0	9.2	3	2	1	0	15	10	8	5	3	4	0	0	38	.395	4	1	0	2	2
Totals		5.00	5-1	0	35.0	6	6	2	1	40	32	25	11	17	12	4	0	140	.286	6	5	0	5	4
Opponents		9.33	1-5	0	33.0	6	6	1	0	65	66	44	34	13	12	6	0	160	.406	6	4	0	7	1

(All Games, Sorted by Fielding Pct)

#	PLAYER	C	PO	A	E	DP	FLD%	CSB	SBA	SBA%	CI	PB
5	Janssen Gitte	26	20	6	0	0	1.000	1	6	.857	0	0
9	Kaschl Ada	14	9	5	0	1	1.000	0	0	0	0	0
19	Rotthier Yana	9	8	1	0	0	1.000	0	0	0	0	0
16	Van Droogenbroeck	8	4	4	0	1	1.000	0	0	0	0	0
17	De Graeve Sara	5	0	5	0	0	1.000	0	0	0	0	0
11	Goyvaerts Caroline	3	3	0	0	0	1.000	0	0	0	0	0
10	Lenoir Lisse	3	2	1	0	0	1.000	1	1	.500	0	0
22	Van Den Brande Lyn	2	1	1	0	0	1.000	0	0	0	0	0
7	Van Raemdonck Lisa	2	2	0	0	0	1.000	0	0	0	0	0
13	Roef Lauren	30	26	2	2	1	.933	0	0	0	0	0
18	Janssens Celine	26	12	12	2	0	.923	0	0	0	0	0
8	Geldof Kate	10	9	0	1	0	.900	0	0	0	0	0
6	Goosen Innes	8	3	3	2	0	.750	0	0	0	0	0
21	De Ridder Floortje	9	4	2	3	0	.667	0	0	0	0	0
12	Van Nuffel Tina	3	2	0	1	0	.667	0	0	0	0	0
Totals		158	105	42	11	1	.930	2	7	.778	0	0
Opponents		165	99	54	12	1	.927	3	6	.667	0	6

<b>Team's stats</b>		
	<b>Croatia</b>	<b>CRO</b>

Overall Statistics for Croatia (as of Sep 13, 2025)

(All Games, Sorted by Batting Avg)

Record: Tournament: 3-3 / Opening Round: 0-2 / Group G: 3-1

#	PLAYER	AVG	GP-GS	AB	R	H	2B	3B	HR	RBI	TB	SLG%	BB	HP	SO	GDP	OB%	SF	SH	SB-ATT
6	SliSko Mara	.400	6-6	20	6	8	2	0	0	4	10	.500	1	0	1	1	.429	0	0	0-1
5	PeriSa Mihaela	.400	6-6	10	1	4	0	0	0	3	4	.400	1	0	0	0	.455	0	0	0-0
19	OreSkoviS Matea	.400	6-6	10	2	4	0	0	0	4	4	.400	7	0	3	0	.611	1	0	0-0
7	MandiS Katarina	.357	6-6	14	6	5	2	0	0	3	7	.500	3	1	1	0	.474	1	1	2-2
23	Ligovich Valentina	.333	6-6	12	4	4	0	1	0	4	6	.500	3	1	3	0	.471	1	0	3-4
11	VidoviS Dorotea	.333	3-1	3	0	1	0	0	0	2	1	.333	2	0	1	0	.600	0	0	0-1
1	Svec Lucija	.313	6-6	16	5	5	0	0	0	0	5	.313	3	0	2	0	.421	0	0	0-0
3	Juras Paola	.273	6-5	11	2	3	0	0	0	2	3	.273	2	0	4	0	.385	0	1	0-0
12	Bailo Lana	.250	6-6	16	4	4	0	0	0	4	4	.250	0	0	4	0	.250	0	0	1-1
9	Berisic Nina	.200	6-5	5	1	1	0	0	0	1	1	.200	1	0	2	0	.333	0	0	0-0
22	ToSiS Josipa	.182	7-5	11	3	2	2	0	0	1	4	.364	0	0	2	0	.182	0	1	0-0
20	Pavor Katja	.000	3-2	5	1	0	0	0	0	0	0	.000	1	0	2	0	.167	0	0	0-0
Totals		.308		133	35	41	6	1	0	28	49	.368	24	2	25	1	.414	3	3	6-9
Opponents		.301		143	48	43	7	3	3	35	65	.455	25	3	16	0	.413	1	2	8-11

(All Games, Sorted by Earned Run Avg)

#	PLAYER	ERA	W-L	SV	IP	G	GS	CG	SHO	H	R	ER	BB	SO	2B	3B	HR	AB	B/Avg	WP	HP	IP	SHA	SFA
3	Juras Paola	4.42	1-0	0	6.1	3	1	1	0	10	12	4	7	1	1	0	1	31	.323	0	0	0	0	0
9	Berisic Nina	6.11	2-3	0	26.1	5	4	3	0	33	36	23	18	15	6	3	2	112	.295	3	3	0	2	1
Totals		5.79	3-3	0	32.2	5	5	4	0	43	48	27	25	16	7	3	3	143	.301	3	3	0	2	1
Opponents		4.24	3-3	0	31.1	6	6	3	0	41	35	19	24	25	6	1	0	133	.308	5	2	0	3	3

(All Games, Sorted by Fielding Pct)

#	PLAYER	C	PO	A	E	DP	FLD%	CSB	SBA	SBA%	CI	PB
23	Ligovich Valentina	11	10	1	0	0	1.000	0	0	0	0	0
11	VidoviS Dorotea	1	1	0	0	0	1.000	0	0	0	0	0
20	Pavor Katja	1	1	0	0	0	1.000	0	0	0	0	0
1	Svec Lucija	16	9	6	1	0	.938	0	0	0	0	0
5	PeriSa Mihaela	36	33	0	3	1	.917	0	0	0	0	0
6	SliSko Mara	12	6	5	1	0	.917	0	0	0	0	0
7	MandiS Katarina	33	12	18	3	1	.909	0	0	0	0	0
22	ToSiS Josipa	25	16	6	3	0	.880	4	7	.636	0	3
9	Berisic Nina	6	2	3	1	0	.833	0	0	0	0	0
3	Juras Paola	8	5	1	2	0	.750	0	0	0	0	0
19	OreSkoviS Matea	4	2	0	2	0	.500	0	1	1.000	0	2
12	Bailo Lana	2	1	0	1	0	.500	0	0	0	0	0
Totals		155	98	40	17	1	.890	4	8	.667	0	5
Opponents		152	94	41	17	2	.888	2	6	.750	0	8

<h1>Team's stats</h1>		
	<h2>Czechia</h2>	<h2>CZE</h2>

Overall Statistics for Czechia (as of Sep 13, 2025)

(All Games, Sorted by Batting Avg)

Record: Tournament: 6-4 / Opening Round: 4-1 / Group Z: 2-3

#	PLAYER	AVG	GP-GS	AB	R	H	2B	3B	HR	RBI	TB	SLG%	BB	HP	SO	GDP	OB%	SF	SH	SB-ATT
27	SURILLOVA Michaela	.667	5-1	3	1	2	0	0	0	1	2	.667	1	0	0	0	.600	1	1	2-4
18	FURKOVA Jana	.353	8-8	17	5	6	3	0	0	2	9	.529	3	0	4	0	.450	0	1	0-1
26	SAVIOLA Barbora	.333	8-8	24	7	8	1	0	2	8	15	.625	0	0	4	0	.333	0	2	0-0
25	VODISKOVA Ema	.250	8-8	16	5	4	1	0	0	3	5	.313	7	2	3	0	.481	2	0	1-1
47	SLABA Gabriela	.235	8-8	17	5	4	1	0	0	3	5	.294	6	0	2	0	.435	0	0	2-3
43	STEJSKALOVA EliSka	.231	5-5	13	1	3	0	0	0	3	3	.231	1	0	2	0	.267	1	0	0-0
21	PECKOVA Michaela	.217	8-8	23	5	5	0	0	2	6	11	.478	2	0	6	0	.280	0	0	0-1
29	SLANINOVA EliSka	.200	4-4	10	0	2	0	0	0	1	2	.200	0	0	1	0	.200	0	2	0-0
23	KLIMPLOVA Veronika	.150	7-7	20	3	3	0	0	1	1	6	.300	1	0	4	1	.190	0	1	0-0
17	KOPICOVA Natalie	.150	8-8	20	2	3	1	0	0	2	4	.200	1	0	8	1	.190	0	1	0-0
6	VACKOVA Katerina	.143	4-3	7	1	1	0	0	0	1	1	.143	0	0	0	0	.143	0	0	0-0
70	FRYBOVA Karolina	.000	3-3	6	0	0	0	0	0	0	0	.000	2	0	1	0	.250	0	0	0-0
85	KOPECKA AndSla	.000	3-1	3	0	0	0	0	0	0	0	.000	1	0	1	0	.250	0	0	0-0
Totals		.229		179	35	41	7	0	5	31	63	.352	25	2	36	2	.324	4	8	5-10
Opponents		.227		185	28	42	6	3	1	21	57	.308	25	2	66	0	.322	2	6	7-9

(All Games, Sorted by Earned Run Avg)

#	PLAYER	ERA	W-L	SV	IP	G	GS	CG	SHO	H	R	ER	BB	SO	2B	3B	HR	AB	B/Avg	WP	HP	IP	SHA	SFA
16	KINDERMANNOVA Kate	2.07	2-2	0	27.0	6	4	2	0	19	9	8	7	34	1	2	1	95	.200	1	2	1	3	0
8	ZOULOVA Anna	2.80	2-0	0	15.0	4	2	1	0	15	8	6	4	21	2	1	0	58	.259	1	0	0	2	2
99	LINKOVA Adela	6.00	1-0	0	4.2	2	0	0	0	6	4	4	3	5	3	0	0	20	.300	2	0	0	0	0
9	Peckova Veronika	12.60	0-1	0	3.1	2	2	0	0	2	7	6	11	6	0	0	0	12	.167	4	0	0	1	0
Totals		3.36	5-3	0	50.0	8	8	3	0	42	28	24	25	66	6	3	1	185	.227	8	2	1	6	2
Opponents		3.35	3-5	2	48.0	8	8	2	1	41	35	23	25	36	7	0	5	179	.229	7	2	1	8	4

(All Games, Sorted by Fielding Pct)

#	PLAYER	C	PO	A	E	DP	FLD%	CSB	SBA	SBA%	CI	PB
18	FURKOVA Jana	51	49	2	0	2	1.000	0	0	0	0	0
29	SLANINOVA EliSka	34	33	1	0	0	1.000	1	0	.000	0	2
6	VACKOVA Katerina	24	22	2	0	0	1.000	0	3	1.000	0	0
47	SLABA Gabriela	21	8	13	0	0	1.000	0	0	0	0	0
16	KINDERMANNOVA Kate	11	0	11	0	0	1.000	0	0	0	0	0
27	SURILLOVA Michaela	3	1	2	0	0	1.000	0	0	0	0	0
43	STEJSKALOVA EliSka	2	2	0	0	0	1.000	0	0	0	0	0
8	ZOULOVA Anna	2	0	2	0	0	1.000	0	0	0	0	0
9	Peckova Veronika	1	0	1	0	0	1.000	0	0	0	0	0
21	PECKOVA Michaela	1	1	0	0	0	1.000	0	0	0	0	0
70	FRYBOVA Karolina	1	1	0	0	0	1.000	0	0	0	0	0
25	VODISKOVA Ema	16	8	7	1	1	.938	0	0	0	0	0
23	KLIMPLOVA Veronika	11	1	9	1	0	.909	0	0	0	0	0
17	KOPICOVA Natalie	9	8	0	1	0	.889	0	0	0	0	0
26	SAVIOLA Barbora	7	6	0	1	0	.857	0	0	0	0	0
85	KOPECKA AndSla	13	10	1	2	0	.846	1	4	.800	0	1
Totals		207	150	51	6	2	.971	2	7	.778	0	3
Opponents		213	144	52	17	2	.92	5	5	.500	0	4

<h1>Team's stats</h1>		
	<h2>Denmark</h2>	<h2>DEN</h2>

Overall Statistics for Denmark (as of Sep 13, 2025)

(All Games, Sorted by Batting Avg)

Record: Tournament: 3-3 / Opening Round: 1-1 / Group F: 2-2

#	PLAYER	AVG	GP-GS	AB	R	H	2B	3B	HR	RBI	TB	SLG%	BB	HP	SO	GDP	OB%	SF	SH	SB-ATT
24	Busk Craig Evie	.619	6-6	21	7	13	1	0	0	3	14	.667	2	0	0	0	.652	0	2	2-2
19	Nielsen Ellen	.421	6-6	19	4	8	2	0	0	6	10	.526	1	0	2	1	.409	2	0	1-1
22	Nielsen Mathilde B	.400	6-6	20	4	8	2	0	0	8	10	.500	1	0	4	0	.409	1	0	1-1
18	Maj Olsen Sofie	.400	6-2	10	2	4	0	0	0	1	4	.400	1	0	1	0	.455	0	0	1-1
7	Culp Vivian Claire	.364	6-5	11	3	4	1	0	0	0	5	.455	1	0	1	0	.417	0	2	3-3
2	Stockford Nilhøj T	.350	6-6	20	4	7	2	0	0	3	9	.450	1	0	0	0	.381	0	0	0-0
21	Sørensen Pernille	.333	6-0	6	1	2	0	0	0	1	2	.333	0	0	0	0	.333	0	0	0-0
17	Brink Hinze Sara	.286	6-5	7	0	2	1	0	0	2	3	.429	0	0	2	0	.286	0	0	0-0
10	Møller Freja Krism	.286	6-2	7	3	2	0	0	0	1	2	.286	0	0	3	0	.286	0	1	1-1
20	Thorslund Carina	.227	6-6	22	4	5	0	0	0	3	5	.227	1	0	3	0	.261	0	1	0-1
8	Thomsen Katja	.182	6-6	11	3	2	0	0	0	2	2	.182	4	1	2	0	.438	0	1	1-1
3	Døllerup Line	.167	6-5	12	2	2	0	0	0	1	2	.167	2	0	2	0	.286	0	1	0-0
11	Milne Fiona	.000	8-5	5	0	0	0	0	0	1	0	.000	3	0	1	0	.375	0	0	0-1
Totals		.345		171	37	59	9	0	0	32	68	.398	17	1	21	1	.401	3	8	10-12
Opponents		.320		172	39	55	5	10	0	29	80	.465	20	0	28	0	.389	1	6	3-4

(All Games, Sorted by Earned Run Avg)

#	PLAYER	ERA	W-L	SV	IP	G	GS	CG	SHO	H	R	ER	BB	SO	2B	3B	HR	AB	B/Avg	WP	HP	IP	SHA	SFA
22	Nielsen Mathilde B	4.04	3-1	0	26.0	5	2	2	0	36	16	15	7	16	5	5	0	108	.333	4	0	0	4	1
17	Brink Hinze Sara	5.92	0-2	0	13.0	4	4	1	0	19	23	11	13	12	0	5	0	64	.297	7	0	1	2	0
Totals		4.67	3-3	0	39.0	6	6	3	0	55	39	26	20	28	5	10	0	172	.320	11	0	1	6	1
Opponents		4.31	3-3	0	39.0	6	6	2	0	59	37	24	17	21	9	0	0	171	.345	7	1	0	8	3

(All Games, Sorted by Fielding Pct)

#	PLAYER	C	PO	A	E	DP	FLD%	CSB	SBA	SBA%	CI	PB
22	Nielsen Mathilde B	26	14	12	0	0	1.000	0	0	0	0	0
20	Thorslund Carina	3	2	1	0	0	1.000	0	0	0	0	0
7	Culp Vivian Claire	1	1	0	0	0	1.000	0	0	0	0	0
11	Milne Fiona	34	31	2	1	2	.971	0	0	0	0	0
8	Thomsen Katja	40	36	2	2	1	.950	1	3	.750	0	3
3	Døllerup Line	15	4	10	1	0	.933	0	0	0	0	0
24	Busk Craig Evie	24	11	10	3	1	.875	0	0	0	0	0
19	Nielsen Ellen	21	7	11	3	0	.857	0	0	0	0	0
17	Brink Hinze Sara	7	1	5	1	0	.857	0	0	0	0	0
2	Stockford Nilhøj T	6	4	1	1	0	.833	0	0	0	0	0
18	Maj Olsen Sofie	4	3	0	1	0	.750	0	0	0	0	0
10	Møller Freja Krism	7	3	1	3	0	.571	0	0	0	0	0
Totals		188	117	55	16	2	.915	1	3	.750	0	3
Opponents		180	117	48	15	2	.917	2	9	.818	0	2

## Team's stats



# Finland

# FIN

Overall Statistics for Finland (as of Sep 13, 2025)

(All Games, Sorted by Batting Avg)

Record: Tournament: 3-3 / Opening Round: 0-2 / Group G: 3-1

#	PLAYER	AVG	GP-GS	AB	R	H	2B	3B	HR	RBI	TB	SLG%	BB	HP	SO	GDP	OB%	SF	SH	SB-ATT
14	Hutri Ellamaria	.500	6-6	16	4	8	3	1	0	6	13	.813	0	0	4	0	.500	0	1	0-1
32	Tahvola Kairit	.500	3-1	4	0	2	0	0	0	0	2	.500	0	0	1	0	.500	0	0	0-0
33	Martin Erica	.471	6-6	17	4	8	3	1	0	4	13	.765	0	0	4	0	.471	0	0	0-0
13	Seppala Paula	.385	6-5	13	2	5	1	1	0	4	8	.615	1	0	1	1	.429	0	0	0-0
10	Siira Jenna	.333	6-6	12	3	4	1	0	0	1	5	.417	0	2	2	0	.429	0	2	2-3
12	Mantyla Anni	.300	6-5	10	5	3	0	0	0	3	3	.300	5	1	3	0	.563	0	0	0-0
38	Syrjala Emma	.222	6-6	9	1	2	0	0	0	0	2	.222	2	0	5	0	.364	0	2	1-1
30	UUSIPAVALNIEMI Je	.200	4-3	10	2	2	0	1	0	1	4	.400	0	0	4	0	.200	0	0	0-0
15	Lahdemaki Elise	.077	6-6	13	1	1	0	0	0	1	1	.77	2	0	5	0	.200	0	0	1-2
19	Osorio Tanja	.071	6-6	14	3	1	0	0	0	1	1	.71	2	1	4	0	.235	0	0	2-2
37	Savolainen Saara	.000	3-3	3	0	0	0	0	0	0	0	.000	0	0	2	0	.000	0	0	0-0
11	Jokinen Kati	.000	2-1	1	0	0	0	0	0	0	0	.000	0	1	1	0	.500	0	0	0-0
Totals		.295		122	25	36	8	4	0	21	52	.426	12	5	36	1	.381	0	5	6-9
Opponents		.296		135	38	40	6	3	0	32	52	.385	17	1	25	0	.377	1	4	6-7

(All Games, Sorted by Earned Run Avg)

#	PLAYER	ERA	W-L	SV	IP	G	GS	CG	SHO	H	R	ER	BB	SO	2B	3B	HR	AB	B/Avg	WP	HP	IP	SHA	SFA
95	Karhiahho Sanni	4.15	3-3	0	27.0	6	6	3	0	26	21	16	13	24	4	2	0	107	.243	4	0	0	4	1
33	Martin Erica	13.36	0-0	0	3.2	3	0	0	0	14	17	7	4	1	2	1	0	28	.500	1	1	0	0	0
Totals		5.25	3-3	0	30.2	6	6	3	0	40	38	23	17	25	6	3	0	135	.296	5	1	0	4	1
Opponents		4.29	3-3	0	31.0	6	6	2	0	36	25	19	12	36	8	4	0	122	.295	8	5	0	5	0

(All Games, Sorted by Fielding Pct)

#	PLAYER	C	PO	A	E	DP	FLD%	CSB	SBA	SBA%	CI	PB
10	Siira Jenna	6	3	3	0	0	1.000	0	0	0	0	0
30	UUSIPAVALNIEMI Je	5	5	0	0	0	1.000	0	0	0	0	0
13	Seppala Paula	3	3	0	0	0	1.000	0	0	0	0	0
11	Jokinen Kati	1	1	0	0	0	1.000	0	0	0	0	0
19	Osorio Tanja	36	35	0	1	0	.972	0	0	0	0	0
38	Syrjala Emma	18	14	3	1	0	.944	0	5	1.000	0	2
12	Mantyla Anni	16	10	5	1	0	.938	0	0	0	0	0
95	Karhiahho Sanni	13	2	10	1	0	.923	0	0	0	0	0
14	Hutri Ellamaria	11	5	5	1	0	.909	0	0	0	0	0
37	Savolainen Saara	11	10	0	1	0	.909	0	1	1.000	0	1
15	Lahdemaki Elise	16	3	8	5	0	.688	0	0	0	0	0
32	Tahvola Kairit	2	1	0	1	0	.500	0	0	0	0	0
Totals		138	92	34	12	0	.913	0	6	1.000	0	3
Opponents		134	93	38	3	2	.978	3	6	.667	0	1

## Team's stats

	France	FRA
---	--------	-----

Overall Statistics for France (as of Sep 13, 2025)

(All Games, Sorted by Batting Avg)

Record: Tournament: 4-6 / Opening Round: 3-2 / Group Z: 1-4

#	PLAYER	AVG	GP-GS	AB	R	H	2B	3B	HR	RBI	TB	SLG%	BB	HP	SO	GDP	OB%	SF	SH	SB-ATT
7	PRADE Pauline, Suz	.364	8-8	22	7	8	0	0	1	2	11	.500	2	1	6	0	.440	0	1	1-2
10	SELLAM Lena	.350	8-8	20	3	7	2	0	0	4	9	.450	2	0	4	0	.409	0	0	0-0
19	HAUDIQUER Ines, Es	.333	7-7	15	5	5	0	1	0	3	7	.467	5	0	5	0	.500	0	1	0-2
17	ROGRON Kimane, Jel	.316	8-8	19	3	6	2	2	0	6	12	.632	1	1	6	0	.348	2	0	0-0
12	TRIBOLET Eloise	.263	8-8	19	3	5	0	0	2	5	2	.263	2	0	6	0	.318	1	0	0-0
21	MAYEUX Melissa	.250	8-8	20	5	5	1	2	1	4	13	.650	3	0	4	0	.348	0	0	0-1
11	BROUARD Ambre	.222	8-8	18	1	4	1	0	0	3	5	.278	3	0	3	0	.333	0	1	0-0
23	ENRIONE-THORRAND C	.190	8-8	21	1	4	1	1	0	1	7	.333	1	0	9	0	.227	0	0	1-1
22	PEAN Youna	.167	5-5	12	2	2	0	0	0	2	2	.167	1	0	6	0	.231	0	1	0-1
8	PAPPOIN Lisa Anais	.000	7-4	8	1	0	0	0	0	0	0	.000	1	0	2	0	.111	0	0	1-1
Totals		.264		174	31	46	7	6	2	25	71	.408	21	2	51	0	.345	3	4	3-8
Opponents		.298		178	34	53	11	6	6	29	94	.528	25	2	33	2	.383	4	7	6-8

(All Games, Sorted by Earned Run Avg)

#	PLAYER	ERA	W-L	SV	IP	G	GS	CG	SHO	H	R	ER	BB	SO	2B	3B	HR	AB	B/Avg	WP	HP	IP	SHA	SFA
14	COSTES Clelia	3.07	3-2	0	27.1	5	4	3	1	26	12	12	12	19	5	4	1	101	.257	2	0	0	4	3
9	SIMON Enora	5.83	0-1	0	6.0	3	3	0	0	9	6	5	2	8	2	0	1	27	.333	0	0	0	2	0
16	LE CHENADEC Louise	6.68	1-0	0	7.1	3	0	0	0	10	9	7	4	4	3	0	2	28	.357	1	1	0	1	1
6	DE RIDDER Prapeng	9.19	0-1	0	5.1	4	1	0	0	8	7	7	7	2	1	2	2	22	.364	3	1	0	0	0
Totals		4.72	4-4	0	46.0	8	8	3	1	53	34	31	25	33	11	6	6	178	.298	6	2	0	7	4
Opponents		3.80	4-4	0	46.0	8	8	2	1	46	31	25	21	51	7	6	2	174	.264	6	2	0	4	3

(All Games, Sorted by Fielding Pct)

#	PLAYER	C	PO	A	E	DP	FLD%	CSB	SBA	SBA%	CI	PB
11	BROUARD Ambre	32	32	0	0	2	1.000	0	0	0	0	0
10	SELLAM Lena	16	13	3	0	0	1.000	1	5	.833	0	0
12	TRIBOLET Eloise	11	10	1	0	0	1.000	0	0	0	0	0
14	COSTES Clelia	8	1	7	0	0	1.000	0	0	0	0	0
19	HAUDIQUER Ines, Es	8	8	0	0	0	1.000	0	0	0	0	0
8	PAPPOIN Lisa Anais	6	6	0	0	0	1.000	0	0	0	0	0
6	DE RIDDER Prapeng	4	0	4	0	0	1.000	0	0	0	0	0
9	SIMON Enora	1	0	1	0	0	1.000	0	0	0	0	0
16	LE CHENADEC Louise	1	0	1	0	0	1.000	0	0	0	0	0
23	ENRIONE-THORRAND C	37	32	4	1	1	.973	1	1	.500	0	0
17	ROGRON Kimane, Jel	23	7	15	1	1	.957	0	0	0	0	0
21	MAYEUX Melissa	30	17	11	2	2	.933	0	0	0	0	0
7	PRADE Pauline, Suz	23	12	9	2	1	.913	0	0	0	0	0
22	PEAN Youna	1	0	0	1	0	.000	0	0	0	0	0
Totals		201	138	56	7	3	.965	2	6	.750	0	0
Opponents		192	138	46	8	1	.958	6	3	.333	0	2

## Team's stats



# Germany

# GER

Overall Statistics for Germany (as of Sep 13, 2025)

(All Games, Sorted by Batting Avg)

Record: Tournament: 5-5 / Opening Round: 4-1 / Group X: 1-4

#	PLAYER	AVG	GP-GS	AB	R	H	2B	3B	HR	RBI	TB	SLG%	BB	HP	SO	GDP	OB%	SF	SH	SB-ATT
13	Biswas Lioba	.500	8-8	22	2	11	1	0	1	7	15	.682	0	0	3	0	.500	0	2	0-0
19	SZALAY Katharina	.480	8-8	25	8	12	3	1	1	4	20	.800	2	0	1	0	.519	0	0	0-1
14	Block Sarissa	.400	8-8	20	6	8	1	1	0	2	11	.550	1	1	4	0	.455	0	1	0-0
23	Piotrowski Angelik	.333	4-0	3	0	1	0	0	0	1	1	.333	0	1	1	0	.500	0	0	0-0
11	Schwippert Lina	.333	5-0	3	0	1	0	0	0	1	1	.333	0	0	1	0	.333	0	0	0-0
18	Kuhler Amelie	.318	8-8	22	4	7	2	2	0	6	13	.591	1	0	4	0	.348	0	1	0-0
12	Weil Jessica	.318	8-8	22	2	7	1	0	0	3	8	.364	1	1	3	0	.375	0	0	0-0
9	Weil Jennifer	.313	8-8	16	3	5	2	0	0	1	7	.438	0	1	2	0	.353	0	1	1-1
21	Breuninger Jule	.308	7-5	13	5	4	1	1	0	2	7	.538	0	0	2	0	.308	0	0	1-1
26	Lagler Mara	.222	8-5	9	0	2	0	0	0	1	2	.222	0	0	2	1	.222	0	0	0-0
20	Lankhorst Lee Ana	.150	8-8	20	0	3	1	0	0	2	4	.200	0	0	3	0	.143	1	2	0-0
7	Eiting Jacqueline	.125	5-3	8	1	1	0	0	1	3	4	.500	0	0	3	0	.125	0	0	0-0
16	Sistig Jana	.100	7-4	10	2	1	1	0	0	1	2	.200	2	1	4	0	.308	0	1	1-1
17	Pape Josefine	.000	4-0	1	1	0	0	0	0	0	0	.000	0	0	1	0	.000	0	0	0-0
4	Roth Amelie	.000	5-0	1	2	0	0	0	0	0	0	.000	0	0	0	0	.000	0	0	0-0
Totals		.323		195	36	63	13	5	3	34	95	.487	7	5	34	1	.361	1	8	3-4
Opponents		.189		159	29	30	5	1	4	24	49	.308	35	6	35	2	.355	0	7	2-4

(All Games, Sorted by Earned Run Avg)

#	PLAYER	ERA	W-L	SV	IP	G	GS	CG	SHO	H	R	ER	BB	SO	2B	3B	HR	AB	B/Avg	WP	HP	IP	SHA	SFA
5	HELD Hannah	2.23	2-2	0	22.0	6	5	1	0	12	9	7	16	29	2	0	1	73	.164	8	5	0	2	0
20	Lankhorst Lee Ana	2.47	1-2	0	17.0	6	1	0	0	10	7	6	11	4	1	1	1	55	.182	0	0	0	3	0
22	Von Zepelin Sina	4.20	1-0	0	5.0	4	2	0	0	3	4	3	3	1	1	0	0	19	.158	1	0	0	1	0
11	Schwippert Lina	26.25	0-0	0	1.1	2	0	0	0	2	5	4	1	0	0	0	0	6	.333	1	1	0	1	0
26	Lagler Mara	42.00	0-0	0	0.2	1	0	0	0	3	4	4	1	0	1	0	2	6	.500	0	0	0	0	0
Totals		3.80	4-4	0	46.0	8	8	1	0	30	29	25	35	35	5	1	4	159	.189	10	6	0	7	0
Opponents		5.36	4-4	0	45.2	8	8	2	1	63	36	35	7	34	13	5	3	195	.323	3	5	1	8	1

(All Games, Sorted by Fielding Pct)

#	PLAYER	C	PO	A	E	DP	FLD%	CSB	SBA	SBA%	CI	PB
12	Weil Jessica	27	14	13	0	2	1.000	0	0	0	0	0
20	Lankhorst Lee Ana	22	18	4	0	1	1.000	0	0	0	0	0
21	Breuninger Jule	5	5	0	0	0	1.000	0	0	0	0	0
5	HELD Hannah	4	1	3	0	0	1.000	0	0	0	0	0
18	Kuhler Amelie	4	4	0	0	0	1.000	0	0	0	0	0
16	Sistig Jana	3	3	0	0	0	1.000	0	0	0	0	1
4	Roth Amelie	2	2	0	0	0	1.000	0	0	0	0	0
11	Schwippert Lina	1	0	1	0	0	1.000	0	0	0	0	0
22	Von Zepelin Sina	1	0	1	0	0	1.000	0	0	0	0	0
26	Lagler Mara	27	25	1	1	1	.963	0	0	0	0	0
19	SZALAY Katharina	25	11	13	1	3	.960	0	0	0	0	0
9	Weil Jennifer	46	34	9	3	1	.935	2	2	.500	0	1
14	Block Sarissa	13	11	1	1	0	.923	0	0	0	0	0
13	Biswas Lioba	20	7	11	2	1	.900	0	0	0	0	0
7	Eiting Jacqueline	4	3	0	1	0	.750	0	0	0	0	0
17	Pape Josefine	1	0	0	1	0	.000	0	0	0	0	0
Totals		205	138	57	10	3	.951	2	2	.500	0	2
Opponents		186	137	42	7	2	.962	1	3	.750	0	2

<h1>Team's stats</h1>		
	<h2>Great Britain</h2>	<h2>GBR</h2>

Overall Statistics for Great Britain (as of Sep 13, 2025)

(All Games, Sorted by Batting Avg)

Record: Tournament: 6-4 / Opening Round: 4-1 / Group Z: 2-3

#	PLAYER	AVG	GP-GS	AB	R	H	2B	3B	HR	RBI	TB	SLG%	BB	HP	SO	GDP	OB%	SF	SH	SB-ATT
2	TEAGUE Sydney Eliz	.800	4-2	5	1	4	1	0	0	4	5	1.000	0	0	1	0	.800	0	2	0-0
7	HIRAI Laura Moe	.500	6-4	2	3	1	0	0	0	0	1	.500	0	1	1	0	.667	0	0	1-2
22	CORRICK Georgina L	.400	7-7	15	2	6	3	0	0	4	9	.600	3	0	2	0	.500	0	1	0-1
10	CHAN Jessica May C	.375	7-7	16	4	6	2	0	0	6	8	.500	3	0	4	1	.450	1	0	0-0
18	SNOW Alana Colleen	.316	9-9	19	3	6	2	0	0	5	8	.421	3	2	5	0	.458	0	1	0-0
11	THOMPSON Jenna Eli	.304	9-9	23	9	7	1	0	0	7	8	.348	5	0	5	0	.429	0	0	0-1
9	WARSOP Tia Amelia	.269	9-9	26	12	7	1	1	0	1	10	.385	4	0	2	0	.367	0	1	2-2
5	BURGE Katie Ann	.259	9-9	27	6	7	0	1	1	7	12	.444	0	0	2	0	.250	1	1	0-0
23	EDWARDS Cara Hope	.227	8-8	22	3	5	0	1	0	2	7	.318	2	1	10	0	.320	0	0	1-1
8	Kerr Jahni	.200	9-9	25	5	5	1	0	0	6	6	.240	3	0	3	1	.276	1	0	1-2
55	HUTCHISON Amie Mar	.111	6-4	9	0	1	1	0	0	1	2	.222	3	0	5	0	.333	0	0	0-0
98	KRUEGER Mia Kathryn	.000	5-5	10	2	0	0	0	0	0	0	.000	1	1	0	0	.167	0	0	0-0
3	HARTLE Amy Nicole	.000	2-1	3	1	0	0	0	0	0	0	.000	0	0	0	0	.000	0	0	0-0
17	MONTICELLI Paytn	.000	4-3	1	0	0	0	0	0	0	0	.000	0	0	1	0	.000	0	0	0-0
Totals		.271		203	51	55	12	3	1	43	76	.374	27	5	41	2	.366	3	6	5-9
Opponents		.172		186	19	32	6	0	1	18	41	.22	11	4	87	0	.233	1	2	1-4

(All Games, Sorted by Earned Run Avg)

#	PLAYER	ERA	W-L	SV	IP	G	GS	CG	SHO	H	R	ER	BB	SO	2B	3B	HR	AB	B/Avg	WP	HP	IP	SHA	SFA
17	MONTICELLI Paytn	0.00	2-1	0	16.1	4	3	1	1	4	4	0	2	33	0	0	0	55	.073	1	2	0	1	0
40	LANGAN Mackenzie G	0.00	0-0	0	2.0	1	0	0	0	1	0	0	0	5	0	0	0	7	.143	0	0	0	0	0
22	CORRICK Georgina L	2.14	2-2	0	19.2	5	4	2	0	17	8	6	6	34	4	0	0	75	.227	1	1	0	1	0
19	FRANCIK Jasmine	3.87	2-0	0	12.2	4	2	1	1	10	7	7	3	15	2	0	1	49	.204	1	1	0	0	1
Totals		1.80	6-3	0	50.2	9	9	4	2	32	19	13	11	87	6	0	1	186	.172	3	4	0	2	1
Opponents		4.09	3-6	1	49.2	9	9	2	1	55	51	29	27	41	12	3	1	203	.271	12	5	0	6	3

(All Games, Sorted by Fielding Pct)

#	PLAYER	C	PO	A	E	DP	FLD%	CSB	SBA	SBA%	CI	PB
23	EDWARDS Cara Hope	68	64	4	0	0	1.000	3	1	.250	0	1
11	THOMPSON Jenna Eli	22	7	15	0	0	1.000	0	0	0	0	0
98	KRUEGER Mia Kathryn	15	15	0	0	0	1.000	0	0	0	0	0
10	CHAN Jessica May C	14	10	4	0	0	1.000	0	0	0	0	0
3	HARTLE Amy Nicole	10	10	0	0	0	1.000	0	0	0	0	0
18	SNOW Alana Colleen	9	9	0	0	0	1.000	0	0	0	0	0
19	FRANCIK Jasmine	9	7	2	0	0	1.000	0	0	0	0	0
8	Kerr Jahni	5	5	0	0	0	1.000	0	0	0	0	0
9	WARSOP Tia Amelia	4	4	0	0	0	1.000	0	0	0	0	0
2	TEAGUE Sydney Eliz	1	1	0	0	0	1.000	0	0	0	0	0
22	CORRICK Georgina L	20	13	5	2	0	.900	0	0	0	0	0
5	BURGE Katie Ann	14	5	5	4	0	.714	0	0	0	0	0
55	HUTCHISON Amie Mar	3	2	0	1	0	.667	0	0	0	0	0
17	MONTICELLI Paytn	2	0	1	1	0	.500	0	0	0	0	0
Totals		196	152	36	8	0	.959	3	1	.250	0	1
Opponents		227	149	57	21	4	.907	4	5	.556	0	0

<h1>Team's stats</h1>		
	<h2>Greece</h2>	<h2>GRE</h2>

Overall Statistics for Greece (as of Sep 13, 2025)

(All Games, Sorted by Batting Avg)

Record: Tournament: 3-7 / Opening Round: 2-3 / Group Y: 1-4

#	PLAYER	AVG	GP-GS	AB	R	H	2B	3B	HR	RBI	TB	SLG%	BB	HP	SO	GDP	OB%	SF	SH	SB-ATT
25	NYKAZA BRIANNA	.400	7-6	15	2	6	0	0	0	1	6	.400	0	2	1	0	.471	0	0	0-0
17	Xenidis Kasey Lee	.333	8-5	6	2	2	1	0	0	2	3	.500	1	0	2	1	.429	0	0	0-0
18	Stavrou Zoe	.320	8-8	25	4	8	1	0	1	5	12	.480	1	0	4	0	.346	0	0	0-0
7	Kolander Molly Suz	.300	7-7	20	2	6	0	1	1	5	11	.550	1	1	2	0	.364	0	1	0-0
16	POLYDOROS Georgia	.269	8-8	26	4	7	0	0	2	7	13	.500	4	0	7	1	.367	0	0	0-2
10	LYSIKATOS Tselsi N	.227	8-8	22	4	5	1	0	0	4	6	.273	3	0	6	0	.320	0	0	0-0
3	Zepeda Maria	.214	8-8	14	4	3	1	0	0	0	4	.286	4	1	5	0	.421	0	0	0-0
11	PATONIS DEMI ANN	.182	6-4	11	1	2	0	0	0	2	2	.182	4	0	4	0	.400	0	0	0-0
22	Bournias Evangelin	.167	8-5	12	3	2	0	0	0	0	2	.167	2	0	5	0	.286	0	0	0-0
20	PESS Olivia Nicole	.091	5-5	11	2	1	0	0	0	0	1	.91	2	1	4	0	.286	0	1	0-0
30	Pappas Sophie	.083	7-6	12	3	1	0	0	0	1	.83	6	0	6	0	.389	0	0	0-0	
98	Psarras Selina	.000	7-6	7	3	0	0	0	0	1	0	.000	2	1	3	0	.273	1	2	1-1
Totals		.238		181	34	43	4	1	4	27	61	.337	30	6	49	2	.362	1	4	1-3
Opponents		.412		199	54	82	10	4	3	48	109	.548	16	3	15	0	.455	4	10	9-12

(All Games, Sorted by Earned Run Avg)

#	PLAYER	ERA	W-L	SV	IP	G	GS	CG	SHO	H	R	ER	BB	SO	2B	3B	HR	AB	B/Avg	WP	HP	IP	SHA	SFA
17	Xenidis Kasey Lee	5.17	2-3	0	21.2	7	4	1	1	36	18	16	3	7	4	2	1	95	.379	0	2	0	5	2
16	POLYDOROS Georgia	7.00	0-0	0	3.0	1	0	0	0	4	3	3	2	0	0	1	1	13	.308	2	0	0	0	1
38	Stavrou Loren	7.16	0-1	0	14.2	4	2	0	0	35	22	15	5	6	6	1	0	78	.449	1	1	0	4	0
1	RUNYON CHELSEA	15.75	0-2	0	2.2	3	2	0	0	7	11	6	6	2	0	0	1	13	.538	0	0	0	1	1
Totals		6.67	2-6	0	42.0	8	8	1	1	82	54	40	16	15	10	4	3	199	.412	3	3	0	10	4
Opponents		3.35	6-2	0	46.0	8	8	3	1	43	34	22	30	49	4	1	4	181	.238	12	6	3	4	1

(All Games, Sorted by Fielding Pct)

#	PLAYER	C	PO	A	E	DP	FLD%	CSB	SBA	SBA%	CI	PB
25	NYKAZA BRIANNA	22	14	8	0	1	1.000	0	0	0	0	0
10	LYSIKATOS Tselsi N	21	15	6	0	0	1.000	3	9	.750	0	1
7	Kolander Molly Suz	10	9	1	0	0	1.000	0	0	0	0	0
11	PATONIS DEMI ANN	6	2	4	0	0	1.000	0	0	0	0	0
38	Stavrou Loren	4	1	3	0	0	1.000	0	0	0	0	0
22	Bournias Evangelin	4	4	0	0	0	1.000	0	0	0	0	0
18	Stavrou Zoe	44	37	6	1	0	.977	0	0	0	0	0
16	POLYDOROS Georgia	13	8	4	1	0	.923	0	0	0	0	0
20	PESS Olivia Nicole	11	8	2	1	1	.909	0	0	0	0	0
17	Xenidis Kasey Lee	10	2	7	1	0	.900	0	0	0	0	0
98	Psarras Selina	7	3	3	1	0	.857	0	0	0	0	0
3	Zepeda Maria	32	17	10	5	0	.844	0	0	0	0	0
30	Pappas Sophie	22	6	12	4	0	.818	0	0	0	0	0
Totals		206	126	66	14	1	.932	3	9	.750	0	1
Opponents		206	138	54	14	3	.932	2	1	.333	0	1

Team's stats		
	Israel	ISR

Overall Statistics for Israel (as of Sep 13, 2025)

(All Games, Sorted by Batting Avg)

Record: Tournament: 6-1 / Opening Round: 2-0 / Group E: 4-1

#	PLAYER	AVG	GP-GS	AB	R	H	2B	3B	HR	RBI	TB	SLG%	BB	HP	SO	GDP	OB%	SF	SH	SB-ATT
6	GOTTLIEB ELIANA RU	.452	10-10	31	9	14	2	0	0	7	16	.516	3	0	1	1	.500	0	2	3-4
12	GILBERT SYDNEY ROS	.409	10-10	22	9	9	1	0	0	3	10	.455	4	1	1	0	.519	0	1	1-1
15	RITCHIE ARIZONA SA	.364	10-9	22	5	8	1	0	0	1	9	.409	0	0	2	0	.364	0	2	0-0
3	LEWIS MADDY	.357	10-10	28	7	10	1	0	0	6	11	.393	4	1	2	0	.441	1	0	0-0
8	LICHT AMANDA DONA	.280	10-10	25	7	7	1	0	3	6	17	.680	3	1	2	0	.379	0	0	0-1
41	VANDEWATER TARA	.267	10-10	30	8	8	2	1	4	11	24	.800	2	1	4	0	.324	1	1	1-1
42	SALZMAN RUBY ISABE	.250	10-10	28	4	7	1	1	2	8	16	.571	2	0	7	0	.290	1	0	0-1
14	SHERMAN JULIA	.211	9-9	19	4	4	2	0	0	1	6	.316	4	1	5	0	.360	1	1	0-0
28	SHERMAN SAMANTHA	.182	8-2	11	0	2	0	1	0	3	4	.364	1	0	3	0	.250	0	0	0-0
25	KAPLAN EDITH	.176	10-9	17	4	3	2	0	0	2	5	.294	4	0	3	0	.333	0	0	0-0
10	MCDOWELL EVANN EMI	.000	7-1	6	1	0	0	0	0	0	0	.000	0	0	1	0	.000	0	1	0-0
Totals		.301		239	58	72	13	3	9	48	118	.494	27	5	31	1	.378	4	8	5-8
Opponents		.209		220	29	46	9	3	2	27	67	.305	17	5	51	2	.278	3	9	0-2

(All Games, Sorted by Earned Run Avg)

#	PLAYER	ERA	W-L	SV	IP	G	GS	CG	SHO	H	R	ER	BB	SO	2B	3B	HR	AB	B/Avg	WP	HP	IP	SHA	SFA
25	KAPLAN EDITH	1.05	1-0	0	6.2	3	0	0	0	3	2	1	3	1	0	0	1	23	.130	0	0	0	0	0
27	WAMPLER ROBYN SUE	1.26	5-1	0	39.0	9	7	3	0	27	10	7	4	46	4	1	1	142	.190	2	3	0	5	0
9	Jacobs Sara Abigai	7.30	0-3	0	15.1	4	3	2	0	16	17	16	10	4	5	2	0	55	.291	1	2	0	4	3
Totals		2.75	6-4	0	61.0	10	10	5	0	46	29	24	17	51	9	3	2	220	.209	3	5	0	9	3
Opponents		4.75	4-6	0	59.0	10	10	1	0	72	58	40	27	31	13	3	9	239	.301	8	5	0	8	4

(All Games, Sorted by Fielding Pct)

#	PLAYER	C	PO	A	E	DP	FLD%	CSB	SBA	SBA%	CI	PB
3	LEWIS MADDY	36	16	20	0	1	1.000	0	0	0	0	0
25	KAPLAN EDITH	16	1	15	0	1	1.000	0	0	0	0	0
42	SALZMAN RUBY ISABE	11	11	0	0	0	1.000	0	0	0	0	0
6	GOTTLIEB ELIANA RU	10	8	2	0	0	1.000	0	0	0	0	0
27	WAMPLER ROBYN SUE	5	0	5	0	0	1.000	0	0	0	0	0
28	SHERMAN SAMANTHA	3	2	1	0	0	1.000	0	0	0	0	0
10	MCDOWELL EVANN EMI	3	3	0	0	0	1.000	0	0	0	0	0
9	Jacobs Sara Abigai	3	0	3	0	0	1.000	0	0	0	0	0
41	VANDEWATER TARA	49	32	16	1	3	.980	2	0	.000	0	2
8	LICHT AMANDA DONA	68	64	2	2	3	.971	0	0	0	0	0
14	SHERMAN JULIA	28	27	0	1	0	.964	0	0	0	0	1
15	RITCHIE ARIZONA SA	30	10	17	3	1	.900	0	0	0	0	0
12	GILBERT SYDNEY ROS	10	9	0	1	0	.900	0	0	0	0	0
Totals		272	183	81	8	3	.971	2	0	.000	0	3
Opponents		262	177	72	13	1	.95	3	5	.625	0	2

## Team's stats

	Italy	ITA
---	-------	-----

Overall Statistics for Italy (as of Sep 13, 2025)

(All Games, Sorted by Batting Avg)

Record: Tournament: 8-2 / Opening Round: 4-1 / Group Z: 4-1

#	PLAYER	AVG	GP-GS	AB	R	H	2B	3B	HR	RBI	TB	SLG%	BB	HP	SO	GDP	OB%	SF	SH	SB-ATT
6	BIGATTON Laura	1.000	4-2	1	0	1	1	0	0	0	2	2.000	0	0	0	0	1.000	0	0	0-0
8	GIACOMETTI Noemi	.500	5-2	6	2	3	0	0	1	1	6	1.000	0	0	2	0	.500	0	0	1-1
33	BARBARA Mc Kenzie	.429	9-9	21	9	9	1	0	3	9	19	.905	9	0	2	0	.600	0	0	0-0
35	LACATENA Alexia	.429	3-2	7	3	3	1	0	2	3	10	1.429	0	0	2	0	.429	0	0	0-0
5	DAYTON Isabella Ma	.409	8-8	22	9	9	2	3	0	5	17	.773	2	0	2	0	.440	1	3	0-0
20	PIANCASTELLI Erika	.393	9-9	28	11	11	1	1	5	12	29	1.036	2	0	3	0	.433	0	0	1-1
15	CECCHETTI Elisa	.389	7-7	18	7	7	1	0	1	7	11	.611	4	1	2	2	.500	1	0	0-0
3	ROTONDO Alessandra	.333	8-8	18	7	6	1	1	0	7	9	.500	6	0	2	0	.500	0	0	0-0
21	VIGNA Laura	.333	6-4	9	4	3	0	0	0	2	3	.333	1	3	0	0	.500	1	1	0-1
14	LONGHI Giulia	.250	9-9	28	4	7	1	0	0	3	8	.286	0	0	6	0	.250	0	0	0-0
23	SHELDON Melany	.250	8-6	12	1	3	1	0	1	4	7	.583	2	0	4	0	.357	0	0	1-2
19	GASPAROTTO Marta	.211	7-6	19	4	4	2	0	0	5	6	.316	2	0	6	0	.286	0	0	0-0
27	KOUTSOYANOPULOS Gi	.150	8-8	20	4	3	0	0	0	3	3	.150	4	1	3	0	.320	0	0	0-0
18	DI PANCAZZIO Felic	.000	4-3	8	2	0	0	0	0	2	0	.000	2	0	1	0	.182	1	0	0-0
Totals		.318		217	67	69	12	5	13	63	130	.599	34	5	35	2	.415	4	4	3-5
Opponents		.179		173	13	31	5	0	1	12	39	.225	26	0	44	5	.284	2	10	1-3


(All Games, Sorted by Earned Run Avg)

#	PLAYER	ERA	W-L	SV	IP	G	GS	CG	SHO	H	R	ER	BB	SO	2B	3B	HR	AB	B/Avg	WP	HP	IP	SHA	SFA
7	CACCIAMANI Ilaria	0.00	1-0	1	11.2	4	0	0	0	4	0	0	3	13	2	0	0	39	.103	0	0	0	0	0
4	VERNI Julianna Ma	1.08	2-0	0	13.0	4	2	1	0	5	2	2	11	12	1	0	0	41	.122	2	0	1	1	1
35	LACATENA Alexia	1.83	1-0	0	7.2	2	1	0	0	5	2	2	2	4	0	0	1	25	.200	0	0	0	1	0
6	BIGATTON Laura	1.91	1-1	0	7.1	4	2	0	0	5	4	2	7	6	2	0	0	24	.208	1	0	0	3	0
24	TONIOLO Christina	2.63	3-0	0	13.1	4	4	0	0	12	5	5	3	9	0	0	0	44	.273	1	0	0	5	1
Totals		1.45	8-1	1	53.0	9	9	1	0	31	13	11	26	44	5	0	1	173	.179	4	0	1	10	2
Opponents		8.96	1-8	0	50.0	9	9	1	0	69	67	64	34	35	12	5	13	217	.318	5	5	1	4	4

(All Games, Sorted by Fielding Pct)

#	PLAYER	C	PO	A	E	DP	FLD%	CSB	SBA	SBA%	CI	PB
27	KOUTSOYANOPULOS Gi	48	41	7	0	3	1.000	0	0	0	0	0
19	GASPAROTTO Marta	32	27	5	0	0	1.000	2	0	.000	0	1
20	PIANCASTELLI Erika	28	26	2	0	2	1.000	0	0	0	0	1
14	LONGHI Giulia	19	7	12	0	0	1.000	0	0	0	0	0
33	BARBARA Mc Kenzie	7	5	2	0	0	1.000	0	0	0	0	0
5	DAYTON Isabella Ma	5	5	0	0	0	1.000	0	0	0	0	0
35	LACATENA Alexia	5	1	4	0	0	1.000	0	0	0	0	0
21	VIGNA Laura	4	4	0	0	0	1.000	0	0	0	0	0
24	TONIOLO Christina	4	0	4	0	0	1.000	0	0	0	0	0
18	DI PANCAZZIO Felic	4	3	1	0	0	1.000	0	0	0	0	0
7	CACCIAMANI Ilaria	2	0	2	0	0	1.000	0	0	0	0	0
8	GIACOMETTI Noemi	1	1	0	0	0	1.000	0	0	0	0	0
4	VERNI Julianna Ma	1	0	1	0	0	1.000	0	0	0	0	0
3	ROTONDO Alessandra	31	16	14	1	4	.968	0	0	0	0	0
23	SHELDON Melany	26	11	14	1	3	.962	0	0	0	0	0
15	CECCHETTI Elisa	20	12	6	2	1	.900	0	1	1.000	0	0
6	BIGATTON Laura	5	0	3	2	0	.600	0	0	0	0	0
Totals		242	159	77	6	5	.975	2	1	.333	0	2
Opponents		209	150	49	10	2	.952	2	3	.600	0	2

## Team's stats

	<b>Lithuania</b>	<b>LTU</b>
---	------------------	------------

Overall Statistics for Lithuania (as of Sep 13, 2025)

(All Games, Sorted by Batting Avg)

Record: Tournament: 3-4 / Opening Round: 1-2 / Group G: 2-2

#	PLAYER	AVG	GP-GS	AB	R	H	2B	3B	HR	RBI	TB	SLG%	BB	HP	SO	GDP	OB%	SF	SH	SB-ATT
7	NEVERAUSKAITIS Nome	.714	6-6	14	8	10	3	1	2	6	21	1.500	6	0	0	0	.800	0	0	0-0
17	Aleksandraviciute	.278	6-6	18	4	5	0	0	0	5	5	.278	1	0	2	0	.316	0	0	0-0
15	RinkeviSiSte Vanes	.211	6-6	19	0	4	1	0	0	3	5	.263	0	0	4	0	.211	0	0	0-0
6	BAITIUL Kira	.200	6-6	15	7	3	1	0	0	0	4	.267	5	1	8	0	.429	0	0	0-0
13	Barzdziute Akvile	.182	5-4	11	0	2	0	0	0	2	2	.182	0	1	2	0	.250	0	0	0-0
9	Einoryte Mija	.176	6-6	17	3	3	0	0	0	5	3	.176	2	0	2	0	.263	0	0	0-0
4	Vikulovaite Gerda	.154	6-6	13	2	2	0	0	0	3	2	.154	5	0	3	0	.389	0	0	0-0
14	Petraityte Verdene	.063	6-6	16	1	1	0	0	0	1	1	.63	1	0	6	0	.118	0	0	0-0
12	Petraitiene Laura	.000	4-2	4	0	0	0	0	0	0	0	.000	0	0	1	0	.000	0	0	0-0
3	Stepanenko Adelina	.000	2-0	2	0	0	0	0	0	0	0	.000	0	0	2	0	.000	0	0	0-0
8	Utakyte Goda	.000	6-6	11	2	0	0	0	0	0	0	.000	3	0	7	0	.214	0	0	0-0
Totals		.214		140	27	30	5	1	2	25	43	.307	23	2	37	0	.333	0	0	0-0
Opponents		.296		142	46	42	9	5	0	33	61	.43	27	3	43	0	.411	3	5	12-13

(All Games, Sorted by Earned Run Avg)

#	PLAYER	ERA	W-L	SV	IP	G	GS	CG	SHO	H	R	ER	BB	SO	2B	3B	HR	AB	B/Avg	WP	HP	IP	SHA	SFA
7	NEVERAUSKAITIS Nome	3.14	2-3	0	29.0	5	5	4	1	31	25	13	16	41	6	3	0	119	.261	7	1	0	5	1
4	Vikulovaite Gerda	21.00	0-1	0	2.0	2	1	0	0	7	9	6	4	1	1	2	0	14	.500	0	0	0	0	2
6	BAITIUL Kira	35.00	0-0	0	1.0	1	0	0	0	3	5	5	2	1	2	0	0	6	.500	3	1	0	0	0
9	Einoryte Mija	52.50	0-0	0	0.2	1	0	0	0	1	7	5	5	0	0	0	0	3	.333	0	1	0	0	0
Totals		6.21	2-4	0	32.2	6	6	4	1	42	46	29	27	43	9	5	0	142	.296	10	3	0	5	3
Opponents		4.28	4-2	0	34.1	6	6	4	0	30	27	21	23	37	5	1	2	140	.214	6	2	0	0	0

(All Games, Sorted by Fielding Pct)

#	PLAYER	C	PO	A	E	DP	FLD%	CSB	SBA	SBA%	CI	PB
17	Aleksandraviciute	11	11	0	0	0	1.000	0	0	0	0	0
4	Vikulovaite Gerda	10	4	6	0	0	1.000	0	0	0	0	0
14	Petraityte Verdene	5	5	0	0	0	1.000	0	4	1.000	0	4
13	Barzdziute Akvile	1	1	0	0	0	1.000	0	0	0	0	0
12	Petraitiene Laura	1	1	0	0	0	1.000	0	0	0	0	0
3	Stepanenko Adelina	1	1	0	0	0	1.000	0	0	0	0	0
9	Einoryte Mija	22	21	0	1	1	.955	0	0	0	0	0
15	RinkeviSiSte Vanes	49	43	2	4	0	.918	1	8	.889	0	4
8	Utakyte Goda	10	4	4	2	0	.800	0	0	0	0	0
7	NEVERAUSKAITIS Nome	9	0	7	2	0	.778	0	0	0	0	0
6	BAITIUL Kira	14	7	2	5	1	.643	0	0	0	0	0
Totals		133	98	21	14	1	.895	1	12	.923	0	8
Opponents		157	103	46	8	0	.949	0	0	0	0	2

<h1>Team's stats</h1>		
	<h2>Netherlands</h2>	<h2>NED</h2>

Overall Statistics for Netherlands (as of Sep 13, 2025)

(All Games, Sorted by Batting Avg)

Record: Tournament: 9-1 / Opening Round: 5-0 / Group Z: 4-1

#	PLAYER	AVG	GP-GS	AB	R	H	2B	3B	HR	RBI	TB	SLG%	BB	HP	SO	GDP	OB%	SF	SH	SB-ATT
18	VONK Britt Agatha	.529	7-7	17	6	9	3	1	0	10	14	.824	4	0	3	0	.619	0	0	3-3
27	CROUWEL Marijn	.500	2-2	6	1	3	0	0	0	1	3	.500	0	0	0	0	.500	0	0	0-0
11	VAN GURP Soclaina	.476	8-8	21	7	10	1	0	2	6	17	.810	3	1	3	0	.538	1	0	3-3
5	VAN DALEN Maxime	.444	7-7	18	4	8	2	0	1	5	13	.722	2	0	0	0	.500	0	0	0-0
7	JANSEN Annemiek	.421	8-6	19	5	8	3	1	1	4	16	.842	1	0	7	1	.450	0	1	2-3
14	PIAR Anaise Jasmin	.333	8-7	15	7	5	0	0	0	5	333	.6	6	0	6	0	.524	0	1	5-5
9	VAN AALST Jessie J	.333	4-4	6	4	2	0	1	0	3	4	.667	4	0	1	0	.600	0	0	0-0
10	DEN DUIJN Sterre	.333	4-3	6	2	2	1	0	0	2	3	.500	1	0	0	1	.375	1	0	0-0
25	VAN DER ZANDEN Cin	.313	8-8	16	3	5	0	0	0	3	5	.313	1	0	4	0	.353	0	1	0-0
21	BEERS Brenda	.208	9-9	24	5	5	0	0	0	2	5	.208	3	0	6	0	.296	0	1	0-0
47	WISSINK Laura Mich	.188	7-7	16	5	3	0	1	1	1	8	.500	2	0	4	0	.278	0	0	0-0
12	CLARIJS Lizzie	.167	5-1	6	1	1	0	0	0	0	1	.167	0	0	1	0	.167	0	0	1-1
28	UYTENDAAL Petronel	.154	7-5	13	2	2	0	0	0	3	2	.154	1	3	2	0	.333	1	0	0-0
16	CHARLES Damishah M	.000	7-7	13	0	0	0	0	0	2	0	.000	2	0	2	0	.133	0	3	0-0
Totals		.321		196	52	63	10	4	5	42	96	.490	30	4	39	2	.416	3	7	14-15
Opponents		.114		167	8	19	2	1	1	6	26	.156	17	3	66	2	.207	1	0	0-7

(All Games, Sorted by Earned Run Avg)

#	PLAYER	ERA	W-L	SV	IP	G	GS	CG	SHO	H	R	ER	BB	SO	2B	3B	HR	AB	B/Avg	WP	HP	IP	SHA	SFA
17	GIRIGORIE J'dah Ca	0.00	1-0	0	5.0	2	2	1	1	2	0	0	2	8	0	0	0	16	.125	0	0	0	0	0
4	HOP Lisa Johanna C	0.68	2-2	0	20.2	4	2	1	1	7	4	2	6	26	0	0	1	71	.099	2	1	0	0	0
19	VOORTMAN Eva Maria	0.69	3-0	1	20.1	5	3	3	3	6	2	2	8	31	1	1	0	63	.095	1	2	0	0	1
9	VAN AALST Jessie J	2.80	1-0	0	5.0	1	0	0	0	4	2	2	1	1	1	0	0	17	.235	0	0	0	0	0
Totals		0.82	7-2	1	51.0	7	7	5	5	19	8	6	17	66	2	1	1	167	.114	3	3	0	0	1
Opponents		5.98	2-7	0	48.0	9	9	3	0	63	52	41	30	39	10	4	5	196	.321	8	4	2	7	3

(All Games, Sorted by Fielding Pct)

#	PLAYER	C	PO	A	E	DP	FLD%	CSB	SBA	SBA%	CI	PB
47	WISSINK Laura Mich	63	56	7	0	0	1.000	5	0	.000	0	1
5	VAN DALEN Maxime	29	27	2	0	2	1.000	0	0	0	0	0
27	CROUWEL Marijn	12	9	3	0	0	1.000	2	0	.000	0	0
16	CHARLES Damishah M	11	5	6	0	1	1.000	0	0	0	0	0
28	UYTENDAAL Petronel	9	8	1	0	0	1.000	0	0	0	0	0
25	VAN DER ZANDEN Cin	8	8	0	0	0	1.000	0	0	0	0	0
12	CLARIJS Lizzie	8	4	4	0	0	1.000	0	0	0	0	0
9	VAN AALST Jessie J	6	5	1	0	0	1.000	0	0	0	0	0
14	PIAR Anaise Jasmin	5	5	0	0	0	1.000	0	0	0	0	0
10	DEN DUIJN Sterre	3	0	3	0	0	1.000	0	0	0	0	0
19	VOORTMAN Eva Maria	3	1	2	0	0	1.000	0	0	0	0	0
21	BEERS Brenda	2	2	0	0	0	1.000	0	0	0	0	0
17	GIRIGORIE J'dah Ca	1	0	1	0	0	1.000	0	0	0	0	0
11	VAN GURP Soclaina	18	9	8	1	1	.944	0	0	0	0	0
18	VONK Britt Agatha	21	11	6	4	1	.810	0	0	0	0	0
7	JANSEN Annemiek	4	3	0	1	0	.750	0	0	0	0	0
4	HOP Lisa Johanna C	4	0	3	1	0	.750	0	0	0	0	0
Totals		207	153	47	7	2	.966	7	0	.000	0	1
Opponents		215	144	57	14	4	.935	1	14	.933	0	2

## Team's stats

# Poland

# POL

Overall Statistics for Poland (as of Sep 13, 2025)

(All Games, Sorted by Batting Avg)

Record: Tournament: 2-4 / Opening Round: 1-1 / Group F: 1-3

#	PLAYER	AVG	GP-GS	AB	R	H	2B	3B	HR	RBI	TB	SLG%	BB	HP	SO	GDP	OB%	SF	SH	SB-ATT
13	Szczyпка Sandra	.667	6-6	15	2	10	1	0	0	5	11	.733	1	2	2	0	.722	0	0	0-1
88	Kirsanow Julia	.556	6-6	18	10	10	3	4	0	5	21	1.167	3	0	1	0	.619	0	0	0-1
21	KozioS Emilia	.353	6-6	17	2	6	0	0	0	5	6	.353	0	1	2	0	.389	0	0	0-0
11	Romo Ella	.353	6-6	17	4	6	1	0	0	4	7	.412	3	0	4	0	.409	2	0	1-1
93	Lewandowska Beata	.333	2-1	3	0	1	0	0	0	0	1	.333	0	0	0	0	.333	0	0	0-0
23	ZieliSska Aleksand	.316	6-6	19	5	6	0	0	0	5	6	.316	2	0	3	0	.381	0	1	1-2
96	Smeder Zuzanna	.188	6-6	16	2	3	0	0	0	2	3	.188	1	0	3	0	.235	0	1	0-0
6	Grzeszczak Aleksan	.167	6-6	18	2	3	0	1	0	3	5	.278	0	0	1	0	.167	0	0	0-0
7	Saskowska Anna	.091	6-5	11	3	1	0	0	0	1	1	.91	1	1	1	0	.214	1	0	0-0
26	Michna Natalia	.000	4-2	4	0	0	0	0	0	0	0	.000	0	0	3	0	.000	0	0	0-0
5	Kaczor Patrycja	.000	2-1	5	0	0	0	0	0	0	0	.000	0	0	2	0	.000	0	0	0-0
32	Waszak Zofia	.000	3-1	2	3	0	0	0	0	0	0	.000	3	0	1	0	.600	0	0	0-0
22	NieSmiaSek Krystyn	.000	4-0	0	1	0	0	0	0	0	0	.000	1	0	0	0	1.000	0	0	0-0
1	Herba Magda	.000	1-0	1	0	0	0	0	0	0	0	.000	0	0	1	0	.000	0	0	0-0
8	Pych Judyta	.000	3-2	5	2	0	0	0	0	2	0	.000	0	1	3	0	.167	0	0	0-0
Totals		.305		151	36	46	5	5	0	32	61	.404	15	5	27	0	.379	3	2	2-5
Opponents		.381		147	38	56	11	2	3	35	80	.544	19	1	6	1	.450	2	3	4-8

(All Games, Sorted by Earned Run Avg)

#	PLAYER	ERA	W-L	SV	IP	G	GS	CG	SHO	H	R	ER	BB	SO	2B	3B	HR	AB	B/Avg	WP	HP	IP	SHA	SFA
21	KozioS Emilia	1.91	1-1	0	11.0	2	2	2	0	10	5	3	8	2	1	0	0	42	.238	0	0	0	1	1
10	Przestrzelska Wero	6.53	0-1	0	15.0	4	1	1	0	27	16	14	4	2	5	1	2	68	.397	2	1	0	2	0
33	Jarzyna Martyna	16.00	1-2	0	7.0	3	3	0	0	19	17	16	7	2	5	1	1	37	.514	1	0	0	0	1
Totals		7.00	2-4	0	33.0	6	6	3	0	56	38	33	19	6	11	2	3	147	.381	3	1	0	3	2
Opponents		4.91	4-2	0	35.2	6	6	1	0	46	36	25	15	27	5	5	0	151	.305	5	5	0	2	3

(All Games, Sorted by Fielding Pct)

#	PLAYER	C	PO	A	E	DP	FLD%	CSB	SBA	SBA%	CI	PB
21	KozioS Emilia	29	26	3	0	1	1.000	0	0	0	0	0
23	ZieliSska Aleksand	14	14	0	0	0	1.000	0	0	0	0	0
8	Pych Judyta	13	12	1	0	1	1.000	0	0	0	0	0
13	Szczyпка Sandra	10	4	6	0	1	1.000	0	0	0	0	0
7	Saskowska Anna	7	6	1	0	0	1.000	0	0	0	0	0
33	Jarzyna Martyna	1	0	1	0	0	1.000	0	0	0	0	0
26	Michna Natalia	1	1	0	0	0	1.000	0	0	0	0	0
93	Lewandowska Beata	1	1	0	0	0	1.000	0	0	0	0	0
11	Romo Ella	36	15	19	2	3	.944	0	0	0	0	0
96	Smeder Zuzanna	13	8	4	1	1	.923	4	4	.500	0	1
88	Kirsanow Julia	31	10	17	4	3	.871	0	0	0	0	0
10	Przestrzelska Wero	5	1	3	1	0	.800	0	0	0	0	0
6	Grzeszczak Aleksan	2	1	0	1	0	.500	0	0	0	0	0
Totals		163	99	55	9	4	.945	4	4	.500	0	1
Opponents		159	107	38	14	0	.912	3	2	.400	0	1

## Team's stats

	<h1 style="margin: 0;">Slovakia</h1>	<h1 style="margin: 0;">SVK</h1>
---	--------------------------------------	---------------------------------

Overall Statistics for Slovakia (as of Sep 13, 2025)

(All Games, Sorted by Batting Avg)

Record: Tournament: 2-4 / Opening Round: 0-2 / Group G: 2-2

#	PLAYER	AVG	GP-GS	AB	R	H	2B	3B	HR	RBI	TB	SLG%	BB	HP	SO	GDP	OB%	SF	SH	SB-ATT
19	Lincmaierova Laura	1.000	3-2	1	1	1	0	0	0	0	1	1.000	2	0	0	0	1.000	0	0	0-0
20	Mihalkova Klaudia	.462	6-5	13	1	6	3	0	0	5	9	.692	4	0	5	0	.588	0	0	0-0
6	Csomorova Terezia	.429	6-5	14	5	6	0	0	0	3	6	.429	1	0	2	0	.467	0	0	2-2
9	Horvathova Kristin	.375	5-5	16	3	6	1	1	0	2	9	.563	2	0	1	0	.444	0	0	0-0
17	GuniSova Lenka	.350	6-6	20	7	7	0	0	1	7	350	.350	2	1	1	0	.435	0	0	3-3
2	SuchoSova Lucia	.333	5-5	12	10	4	1	0	0	5	417	.417	6	0	0	0	.556	0	0	2-3
69	Deakova Erika	.250	6-4	16	4	4	0	0	0	3	4	.250	0	0	2	0	.235	1	1	0-0
8	Grmanova Patricia	.250	4-2	8	1	2	0	0	0	1	2	.250	0	0	2	0	.250	0	0	0-0
1	Szalai Natalia	.250	4-3	8	1	2	0	0	0	0	2	.250	1	0	2	0	.333	0	0	0-0
15	Borisova Tamara	.200	3-3	5	2	1	0	0	0	0	1	.200	4	0	3	0	.556	0	1	1-1
5	VeSperova Tereza	.182	5-5	11	2	2	0	1	0	2	4	.364	2	0	2	0	.308	0	0	1-1
3	Kopplova Tereza	.167	5-5	12	2	2	0	0	0	2	2	.167	2	0	4	0	.286	0	0	3-4
14	DrgoSova Dana	.133	6-5	15	0	2	0	0	0	4	2	.133	1	0	3	0	.176	1	1	0-0
16	JaniSkova Alexandr	.000	3-0	3	0	0	0	0	0	0	0	.000	0	0	3	0	.000	0	0	0-0
7	ZapraSna Elisabeth	.000	5-4	4	0	0	0	0	0	0	0	.000	0	0	1	0	.000	0	0	0-0
Totals		.285		158	39	45	5	2	0	23	54	.342	27	1	31	0	.388	2	3	12-14
Opponents		.343		166	46	57	7	3	0	36	70	.422	26	7	38	0	.448	2	4	11-12

(All Games, Sorted by Earned Run Avg)

#	PLAYER	ERA	W-L	SV	IP	G	GS	CG	SHO	H	R	ER	BB	SO	2B	3B	HR	AB	B/Avg	WP	HP	IP	SHA	SFA
10	Borisova Tatiana	0.00	0-1	0	0.0	1	0	0	0	3	4	4	1	0	0	0	0	3	1.000	0	0	0	0	0
14	DrgoSova Dana	3.36	1-1	0	8.1	3	1	0	0	5	6	4	7	11	0	1	0	29	.172	6	3	0	2	0
16	JaniSkova Alexandr	4.42	0-0	0	6.1	3	0	0	0	6	7	4	6	6	0	1	0	26	.231	3	1	0	0	0
20	Mihalkova Klaudia	7.57	1-2	0	20.1	6	3	0	0	40	26	22	8	19	7	1	0	99	.404	0	0	0	2	2
19	Lincmaierova Laura	8.40	0-0	0	1.2	2	1	0	0	2	2	2	2	1	0	0	0	7	.286	2	2	0	0	0
7	ZapraSna Elisabeth	21.00	0-0	0	0.1	1	1	0	0	1	1	1	2	1	0	0	0	2	.500	0	1	0	0	0
Totals		7.00	2-4	0	37.0	6	6	0	0	57	46	37	26	38	7	3	0	166	.343	11	7	0	4	2
Opponents		4.50	4-2	0	37.1	6	6	3	0	45	39	24	27	31	5	2	0	158	.285	11	1	1	3	2

(All Games, Sorted by Fielding Pct)

#	PLAYER	C	PO	A	E	DP	FLD%	CSB	SBA	SBA%	CI	PB
15	Borisova Tamara	20	19	1	0	1	1.000	0	0	0	0	0
69	Deakova Erika	17	17	0	0	0	1.000	0	0	0	0	0
20	Mihalkova Klaudia	10	2	8	0	1	1.000	0	0	0	0	0
6	Csomorova Terezia	7	3	4	0	0	1.000	0	0	0	0	0
16	JaniSkova Alexandr	3	1	2	0	0	1.000	0	0	0	0	0
3	Kopplova Tereza	3	3	0	0	0	1.000	0	0	0	0	0
2	SuchoSova Lucia	3	3	0	0	0	1.000	0	0	0	0	0
8	Grmanova Patricia	1	1	0	0	1	1.000	0	0	0	0	0
5	VeSperova Tereza	36	32	3	1	1	.972	1	10	.909	0	0
17	GuniSova Lenka	22	10	11	1	1	.955	0	0	0	0	0
7	ZapraSna Elisabeth	17	9	7	1	0	.941	0	0	0	0	0
14	DrgoSova Dana	12	4	6	2	0	.833	0	0	0	0	0
1	Szalai Natalia	9	3	4	2	0	.778	0	0	0	0	0
9	Horvathova Kristin	4	3	0	1	0	.750	0	0	0	0	0
19	Lincmaierova Laura	2	1	0	1	0	.500	0	0	0	0	0
Totals		166	111	46	9	1	.946	1	10	.909	0	0
Opponents		176	112	44	20	4	.886	3	12	.800	0	1

## Team's stats

	Spain	ESP
---	-------	-----

Overall Statistics for Spain (as of Sep 13, 2025)

(All Games, Sorted by Batting Avg)

Record: Tournament: 6-4 / Opening Round: 4-1 / Group Z: 2-3

#	PLAYER	AVG	GP-GS	AB	R	H	2B	3B	HR	RBI	TB	SLG%	BB	HP	SO	GDP	OB%	SF	SH	SB-ATT
18	MARIN PARRA ABRIL	.368	9-9	19	5	7	2	0	0	0	9	.474	6	2	7	0	.556	0	1	0-0
2	Denia Moreno Yulan	.350	9-8	20	1	7	0	0	0	4	7	.350	1	0	4	0	.381	0	2	1-1
10	LEDEZMA ROA Sorang	.333	9-9	24	3	8	2	0	1	3	13	.542	2	1	5	1	.393	1	0	0-0
15	MODREGO LoPEZ Uxua	.304	9-9	23	4	7	0	0	2	3	13	.565	6	1	8	0	.467	0	0	1-1
20	Alvarez Urquizu Es	.250	9-1	8	2	2	0	0	1	1	5	.625	2	0	3	0	.400	0	0	0-0
13	Caicoya Rodriguez	.241	9-9	29	4	7	0	0	1	6	10	.345	4	0	7	0	.333	0	1	0-1
6	Ramirez Sivira Any	.167	6-6	6	1	1	0	0	0	0	1	.167	0	0	4	0	.167	0	0	0-0
14	Caicoya Rodriguez	.154	9-9	26	0	4	2	0	0	3	6	.231	1	0	9	0	.185	0	1	0-0
17	BLESA ESCRICHE Mer	.111	9-9	27	0	3	0	1	0	0	5	.185	1	0	3	0	.143	0	4	0-0
7	Valls Raya Maria	.071	8-8	14	0	1	0	0	0	0	1	.71	0	0	8	0	.071	0	0	0-0
19	Loidi Romero Sara	.063	8-7	16	2	1	0	0	0	1	1	.63	0	0	5	0	.063	0	2	0-0
1	Garcia Cabedo Cand	.000	6-1	3	0	0	0	0	0	0	0	.000	1	1	2	0	.400	0	0	0-0
3	Cerda Bermejo Aria	.000	5-0	3	0	0	0	0	0	0	0	.000	1	0	2	0	.250	0	0	0-0
4	Pison Arizcuren Ma	.000	8-0	1	4	0	0	0	0	0	0	.000	0	0	0	0	.000	0	0	0-0
8	Rodrigo Mulet Raqu	.000	2-1	1	1	0	0	0	0	0	0	.000	0	0	0	0	.000	0	0	0-0
9	CABRERA MENDEZ Reb	.000	3-0	0	1	0	0	0	0	0	0	.000	0	0	0	0	.000	0	0	0-0
11	ALONSO GALLARDO Be	.000	8-3	0	0	0	0	0	0	0	0	.000	1	0	0	0	1.000	0	0	0-0
Totals		.218		220	28	48	6	1	5	21	71	.323	26	5	67	1	.313	1	11	2-3
Opponents		.235		230	36	54	12	0	4	33	78	.339	16	2	56	0	.285	5	8	4-5

(All Games, Sorted by Earned Run Avg)

#	PLAYER	ERA	W-L	SV	IP	G	GS	CG	SHO	H	R	ER	BB	SO	2B	3B	HR	AB	B/Avg	WP	HP	IP	SHA	SFA
3	Cerda Bermejo Aria	0.00	0-0	0	1.2	1	0	0	0	0	0	0	1	0	0	0	0	6	.000	0	0	0	0	0
11	ALONSO GALLARDO Be	1.50	4-2	0	23.1	8	3	1	1	22	14	5	1	21	4	0	2	92	.239	0	0	0	3	3
6	Ramirez Sivira Any	2.10	1-2	0	26.2	7	5	1	1	21	12	8	9	29	4	0	2	101	.208	3	0	0	3	1
14	Caicoya Rodriguez	9.19	0-0	1	5.1	4	1	0	0	9	7	7	3	5	4	0	0	24	.375	1	1	0	2	0
9	CABRERA MENDEZ Reb	10.50	0-0	0	2.0	2	0	0	0	2	3	3	2	1	0	0	0	7	.286	1	1	1	0	1
Totals		2.73	5-4	1	59.0	9	9	2	2	54	36	23	16	56	12	0	4	230	.235	5	2	1	8	5
Opponents		2.09	4-5	0	60.1	9	9	4	2	48	28	18	26	67	6	1	5	220	.218	7	5	0	11	1

(All Games, Sorted by Fielding Pct)

#	PLAYER	C	PO	A	E	DP	FLD%	CSB	SBA	SBA%	CI	PB
7	Valls Raya Maria	60	57	3	0	0	1.000	1	3	.750	0	3
13	Caicoya Rodriguez	18	18	0	0	0	1.000	0	0	0	0	0
18	MARIN PARRA ABRIL	12	11	1	0	0	1.000	0	0	0	0	0
11	ALONSO GALLARDO Be	5	0	5	0	0	1.000	0	0	0	0	0
8	Rodrigo Mulet Raqu	3	3	0	0	0	1.000	0	1	1.000	0	1
20	Alvarez Urquizu Es	2	2	0	0	0	1.000	0	0	0	0	0
3	Cerda Bermejo Aria	1	0	1	0	0	1.000	0	0	0	0	0
15	MODREGO LoPEZ Uxua	29	27	1	1	0	.966	0	0	0	0	0
14	Caicoya Rodriguez	13	9	3	1	0	.923	0	0	0	0	0
19	Loidi Romero Sara	25	21	2	2	0	.920	0	0	0	0	0
2	Denia Moreno Yulan	16	4	10	2	0	.875	0	0	0	0	0
10	LEDEZMA ROA Sorang	15	8	5	2	0	.867	0	0	0	0	0
6	Ramirez Sivira Any	7	2	4	1	0	.857	0	0	0	0	0
17	BLESA ESCRICHE Mer	27	15	7	5	0	.815	0	0	0	0	0
1	Garcia Cabedo Cand	1	0	0	1	0	.000	0	0	0	0	0
Totals		234	177	42	15	0	.936	1	4	.800	0	4
Opponents		262	181	71	10	3	.962	1	2	.667	0	4

## Team's stats



# Sweden

# SWE

Overall Statistics for Sweden (as of Sep 13, 2025)

(All Games, Sorted by Batting Avg)

Record: Tournament: 3-4 / Opening Round: 2-1 / Group F: 1-3

#	PLAYER	AVG	GP-GS	AB	R	H	2B	3B	HR	RBI	TB	SLG%	BB	HP	SO	GDP	OB%	SF	SH	SB-ATT
9	Eriksson Ebba Sofi	.650	7-7	20	10	13	2	2	0	9	19	.950	3	0	1	0	.667	1	0	4-4
4	Briennesse Paris So	.538	7-7	26	11	14	2	4	0	5	24	.923	0	0	2	0	.538	0	0	4-4
11	Sandahl Linnea Kri	.429	7-7	21	8	9	1	1	0	5	12	.571	4	0	2	0	.520	0	0	2-2
12	Busk Lina Elise Ma	.385	6-4	13	1	5	2	1	0	4	9	.692	1	0	3	0	.429	0	0	0-0
1	Jerfsten Hilma Ann	.333	3-3	6	0	2	1	0	0	0	3	.500	1	0	0	0	.429	0	0	0-0
6	Norstrom Ronja Ele	.333	5-4	6	1	2	0	1	0	2	4	.667	0	0	0	0	.286	1	1	0-0
7	Daniels Maria Elis	.308	5-5	13	4	4	0	0	0	5	4	.308	2	0	1	0	.400	0	0	1-1
2	Esters Frida Alice	.261	7-7	23	7	6	0	2	0	4	10	.435	2	0	6	0	.320	0	1	3-3
10	Eriksson Emelie Kr	.250	8-5	12	3	3	2	0	0	3	5	.417	3	0	4	0	.400	0	1	0-0
20	Lindstein Maja Ann	.235	7-7	17	2	4	0	0	0	3	4	.235	1	0	5	0	.278	0	0	0-0
8	Wennerberg Ellinor	.200	6-5	10	1	2	0	0	0	0	2	.200	1	0	3	0	.273	0	1	0-0
3	Titmuss Lara Niccol	.200	5-3	5	1	1	0	0	0	0	1	.200	0	0	1	0	.200	0	1	0-0
5	Karlsson Lisa	.000	5-3	7	1	0	0	0	0	1	0	.000	2	0	3	0	.222	0	0	0-0
Totals		.363		179	50	65	10	11	0	41	97	.542	20	0	31	0	.423	2	5	14-14
Opponents		.337		190	50	64	9	1	0	41	75	.395	24	5	41	0	.421	2	4	8-10

(All Games, Sorted by Earned Run Avg)

#	PLAYER	ERA	W-L	SV	IP	G	GS	CG	SHO	H	R	ER	BB	SO	2B	3B	HR	AB	B/Avg	WP	HP	IP	SHA	SFA
19	Wallen Amanda Char	1.35	1-1	0	10.1	5	2	0	0	13	9	2	7	11	0	0	0	48	.271	0	0	0	1	0
10	Eriksson Emelie Kr	3.97	2-0	0	12.1	5	1	0	0	17	12	7	7	16	4	1	0	57	.298	4	0	0	2	0
20	Lindstein Maja Ann	6.39	0-2	0	7.2	4	3	0	0	16	15	7	4	8	0	0	0	42	.381	0	4	0	1	0
9	Eriksson Ebba Sofi	11.31	0-1	0	8.2	3	1	0	0	18	14	14	6	6	5	0	0	43	.419	3	1	0	0	2
Totals		5.38	3-4	0	39.0	7	7	0	0	64	50	30	24	41	9	1	0	190	.337	7	5	0	4	2
Opponents		6.45	4-3	0	38.0	7	7	2	1	65	50	35	20	31	10	11	0	179	.363	5	0	1	5	2

(All Games, Sorted by Fielding Pct)

#	PLAYER	C	PO	A	E	DP	FLD%	CSB	SBA	SBA%	CI	PB
8	Wennerberg Ellinor	14	10	4	0	0	1.000	0	0	0	0	0
7	Daniels Maria Elis	5	5	0	0	0	1.000	0	0	0	0	0
11	Sandahl Linnea Kri	39	33	4	2	0	.949	2	7	.778	0	3
2	Esters Frida Alice	11	6	4	1	0	.909	0	0	0	0	0
6	Norstrom Ronja Ele	16	12	2	2	0	.875	0	1	1.000	0	1
9	Eriksson Ebba Sofi	27	11	12	4	1	.852	0	0	0	0	0
20	Lindstein Maja Ann	32	25	2	5	0	.844	0	0	0	0	0
19	Wallen Amanda Char	6	0	5	1	0	.833	0	0	0	0	0
1	Jerfsten Hilma Ann	3	2	0	1	0	.667	0	0	0	0	0
12	Busk Lina Elise Ma	3	2	0	1	0	.667	0	0	0	0	0
10	Eriksson Emelie Kr	19	9	3	7	1	.632	0	0	0	0	0
4	Briennesse Paris So	8	2	3	3	1	.625	0	0	0	0	0
Totals		183	117	39	27	1	.852	2	8	.800	0	4
Opponents		178	114	45	19	4	.893	0	14	1.000	0	4

<b>Team's stats</b>		
	<b>Switzerland</b>	<b>SUI</b>

Overall Statistics for Switzerland (as of Sep 13, 2025)

(All Games, Sorted by Batting Avg)

Record: Tournament: 3-4 / Opening Round: 2-0 / Group E: 1-4

#	PLAYER	AVG	GP-GS	AB	R	H	2B	3B	HR	RBI	TB	SLG%	BB	HP	SO	GDP	OB%	SF	SH	SB-ATT
14	Adkins Reya Cheyen	.435	10-9	23	7	10	0	2	0	4	14	.609	1	0	2	0	.458	0	1	3-5
1	Zehnder Michelle M	.333	10-10	21	2	7	3	0	0	11	10	.476	2	2	2	0	.423	1	0	1-1
12	Zehnder Kimberly A	.320	10-9	25	6	8	2	1	0	0	12	.480	4	1	3	0	.433	0	0	0-0
22	Lutz Riona	.300	9-6	10	0	3	0	0	0	0	3	.300	0	0	3	0	.300	0	2	0-2
10	Schmid Celina Nico	.263	10-8	19	5	5	2	0	0	4	7	.368	1	0	7	0	.300	0	1	2-2
8	Brandli Andrea	.261	10-10	23	3	6	1	1	0	2	9	.391	0	1	2	1	.292	0	0	1-2
4	Jameyson Mariah El	.217	10-10	23	4	5	1	0	1	4	9	.391	2	2	2	0	.333	0	0	1-2
13	Fischer Jody Carol	.211	9-8	19	3	4	1	0	0	2	5	.263	0	2	2	0	.286	0	1	2-2
16	Reinecke Julia Cel	.167	8-8	18	2	3	0	0	0	0	3	.167	0	0	4	0	.167	0	1	0-0
9	Lutz Solana	.133	10-7	15	0	2	1	0	0	2	3	.200	0	0	4	0	.133	0	0	0-0
23	Schatton Felicitas	.000	7-0	2	0	0	0	0	0	0	0	.000	0	0	0	0	.000	0	0	0-0
17	Mathis Amy	.000	8-1	9	0	0	0	0	0	0	0	.000	1	0	3	0	.100	0	0	0-0
6	Liechti Janina Ama	.000	8-1	5	1	0	0	0	0	0	0	.000	0	0	2	0	.000	0	0	2-2
21	Entner Josianne	.000	9-6	5	0	0	0	0	0	0	0	.000	0	0	3	0	.000	0	0	0-0
Totals		.244		217	33	53	11	4	1	29	75	.346	11	8	39	1	.304	1	6	12-18
Opponents		.342		240	77	82	15	2	5	63	116	.483	45	11	31	5	.465	1	5	9-10

(All Games, Sorted by Earned Run Avg)

#	PLAYER	ERA	W-L	SV	IP	G	GS	CG	SHO	H	R	ER	BB	SO	2B	3B	HR	AB	B/Avg	WP	HP	IP	SHA	SFA
1	Zehnder Michelle M	0.00	0-0	0	1.0	1	0	0	0	1	0	0	0	0	0	0	0	4	.250	0	0	0	0	0
23	Schatton Felicitas	6.70	0-0	0	15.2	6	0	0	0	13	15	15	15	2	3	0	1	56	.232	2	2	0	1	0
18	Heimgartner Bock K	7.33	3-3	0	21.0	7	6	0	0	32	22	22	8	19	5	2	1	90	.356	1	4	1	4	1
21	Entner Josianne	8.50	0-4	0	14.0	8	4	0	0	28	28	17	16	9	5	0	2	71	.394	10	1	3	0	0
6	Liechti Janina Ama	9.33	0-0	0	3.0	4	0	0	0	5	10	4	4	1	1	0	1	14	.357	1	4	0	0	0
22	Lutz Riona	21.00	0-0	0	0.2	1	0	0	0	3	2	2	1	0	1	0	0	5	.600	0	0	0	0	0
Totals		7.59	3-7	0	55.1	10	10	0	0	82	77	60	44	31	15	2	5	240	.342	14	11	4	5	1
Opponents		3.27	7-3	0	55.2	10	10	2	1	53	33	26	11	39	11	4	1	217	.244	3	8	0	6	1

(All Games, Sorted by Fielding Pct)

#	PLAYER	C	PO	A	E	DP	FLD%	CSB	SBA	SBA%	CI	PB
14	Adkins Reya Cheyen	13	12	1	0	0	1.000	0	0	0	0	0
18	Heimgartner Bock K	4	0	4	0	0	1.000	0	0	0	0	0
21	Entner Josianne	3	0	3	0	0	1.000	0	0	0	0	0
16	Reinecke Julia Cel	42	31	10	1	5	.976	0	0	0	0	0
12	Zehnder Kimberly A	26	11	14	1	2	.962	0	0	0	0	0
4	Jameyson Mariah El	39	31	6	2	0	.949	1	4	.800	0	2
10	Schmid Celina Nico	19	8	10	1	0	.947	0	1	1.000	0	1
1	Zehnder Michelle M	37	22	13	2	3	.946	0	0	0	0	0
13	Fischer Jody Carol	11	9	1	1	0	.909	0	0	0	0	0
17	Mathis Amy	11	9	1	1	0	.909	0	4	1.000	0	0
9	Lutz Solana	18	16	0	2	1	.889	0	0	0	0	0
8	Brandli Andrea	16	12	2	2	1	.875	0	0	0	0	0
22	Lutz Riona	5	3	1	1	0	.800	0	0	0	0	0
23	Schatton Felicitas	3	0	2	1	0	.667	0	0	0	0	0
6	Liechti Janina Ama	3	2	0	1	0	.667	0	0	0	0	0
Totals		250	166	68	16	6	.936	1	9	.900	0	3
Opponents		244	167	63	14	1	.943	6	12	.667	0	1

## Team's stats

	<b>Türkiye</b>	<b>TUR</b>
---	----------------	------------

Overall Statistics for Türkiye (as of Sep 13, 2025)

(All Games, Sorted by Batting Avg)

Record: Tournament: 0-7 / Opening Round: 0-3 / Group G: 0-4

#	PLAYER	AVG	GP-GS	AB	R	H	2B	3B	HR	RBI	TB	SLG%	BB	HP	SO	GDP	OB%	SF	SH	SB-ATT
1	TURHAN Sudenaz	.300	6-6	10	3	3	0	1	0	1	5	.500	4	0	4	0	.500	0	0	0-0
9	Renda Ravza	.250	6-6	12	3	3	0	0	0	0	3	.250	3	0	5	0	.400	0	0	0-0
12	Gullu Elif CaSla	.250	5-2	4	0	1	0	0	0	2	1	.250	2	1	3	0	.571	0	0	0-0
7	SSMSEK NESE	.250	3-1	4	1	1	0	0	0	1	1	.250	0	0	1	0	.250	0	0	0-0
11	DASDELEN Hayel	.222	6-5	9	1	2	0	0	0	0	2	.222	1	0	4	0	.300	0	0	0-0
17	Demir Gamze Nur	.200	5-5	5	1	1	0	0	0	0	1	.200	1	0	3	0	.333	0	0	0-0
6	Demir Deniz	.182	6-6	11	1	2	0	0	0	1	2	.182	0	0	4	0	.182	0	0	0-0
3	BOZDAS BUSRA	.111	6-6	9	2	1	0	0	0	0	1	.111	1	1	0	0	.273	0	0	2-2
19	Guvendik Nisa	.000	6-5	5	0	0	0	0	0	0	0	.000	1	0	3	0	.167	0	0	0-0
20	Cetiner Emine	.000	4-1	1	0	0	0	0	0	0	0	.000	0	0	1	0	.000	0	0	0-0
2	TEMSZ KADER	.000	4-1	2	0	0	0	0	0	0	0	.000	1	0	2	0	.333	0	0	0-0
15	KayaS Efna GuneS	.000	3-2	3	0	0	0	0	0	0	0	.000	1	0	1	0	.250	0	0	1-1
13	Kaya Nuray	.000	4-3	4	0	0	0	0	0	0	0	.000	1	0	3	0	.200	0	0	0-0
5	IRMAK HSLAL	.000	6-5	10	1	0	0	0	0	1	0	.000	2	0	4	0	.167	0	0	0-0
16	oksuz sude	.000	4-1	1	1	0	0	0	0	0	0	.000	2	0	0	0	.667	0	0	0-0
10	DEMSR AYSELNUR	.000	5-1	2	2	0	0	0	0	0	0	.000	3	0	2	0	.600	0	0	1-1
4	KAYA BUKRE	.000	6-1	5	0	0	0	0	0	0	0	.000	0	0	2	0	.500	0	0	0-0
Totals		.144		97	16	14	0	1	0	6	16	.165	23	2	42	0	.320	0	0	4-4
Opponents		.449		127	74	57	7	6	0	53	76	.598	30	6	11	0	.554	5	1	10-12

(All Games, Sorted by Earned Run Avg)

#	PLAYER	ERA	W-L	SV	IP	G	GS	CG	SHO	H	R	ER	BB	SO	2B	3B	HR	AB	B/Avg	WP	HP	IP	SHA	SFA
12	Gullu Elif CaSla	10.08	0-2	0	8.1	4	2	0	0	16	23	12	12	7	1	2	0	40	.400	6	4	1	0	2
1	TURHAN Sudenaz	11.12	0-4	0	11.1	5	4	1	0	30	43	18	17	4	5	3	0	70	.429	5	2	1	1	2
4	KAYA BUKRE	18.00	0-0	0	2.1	3	0	0	0	11	8	6	1	0	1	1	0	17	.647	2	0	0	0	1
Totals		11.45	0-6	0	22.0	6	6	1	0	57	74	36	30	11	7	6	0	127	.449	13	6	2	1	5
Opponents		1.88	6-0	0	26.0	6	6	2	1	14	16	7	23	42	0	1	0	97	.144	11	2	0	0	0

(All Games, Sorted by Fielding Pct)

#	PLAYER	C	PO	A	E	DP	FLD%	CSB	SBA	SBA%	CI	PB
1	TURHAN Sudenaz	8	1	7	0	1	1.000	0	0	0	0	0
9	Renda Ravza	27	22	2	3	2	.889	0	0	0	0	0
11	DASDELEN Hayel	9	5	3	1	0	.889	1	7	.875	0	2
5	IRMAK HSLAL	7	4	2	1	1	.857	0	0	0	0	0
3	BOZDAS BUSRA	20	11	6	3	2	.850	0	0	0	0	0
19	Guvendik Nisa	17	4	10	3	0	.824	0	0	0	0	0
10	DEMSR AYSELNUR	9	5	2	2	0	.778	1	3	.750	0	3
16	oksuz sude	3	2	0	1	0	.667	0	0	0	0	2
4	KAYA BUKRE	5	3	0	2	0	.600	0	0	0	0	0
13	Kaya Nuray	7	3	1	3	0	.571	0	0	0	0	0
6	Demir Deniz	6	2	1	3	0	.500	0	0	0	0	0
20	Cetiner Emine	2	1	0	1	0	.500	0	0	0	0	0
12	Gullu Elif CaSla	6	2	0	4	0	.333	0	0	0	0	0
17	Demir Gamze Nur	3	1	0	2	0	.333	0	0	0	0	0
15	KayaS Efna GuneS	1	0	0	1	0	.000	0	0	0	0	0
Totals		130	66	34	30	3	.769	2	10	.833	0	7
Opponents		110	78	22	10	1	.909	0	4	1.000	0	3

## Team's stats

	Ukraine	UKR
---	---------	-----

Overall Statistics for Ukraine (as of Sep 13, 2025)

(All Games, Sorted by Batting Avg)

Record: Tournament: 4-3 / Opening Round: 2-0 / Group E: 2-3

#	PLAYER	AVG	GP-GS	AB	R	H	2B	3B	HR	RBI	TB	SLG%	BB	HP	SO	GDP	OB%	SF	SH	SB-ATT
19	BEZLATNIA VIKTORII	.700	10-6	10	2	7	1	0	0	0	8	.800	2	0	1	0	.750	0	1	0-0
48	MALIK YULIIA	.667	5-5	3	0	2	0	0	0	2	2	.667	0	0	1	0	.667	0	2	0-0
31	Kobylianska Daria	.350	10-10	20	3	7	0	0	1	6	10	.500	2	0	6	0	.409	0	1	0-0
2	HULIAIEVA ANNA	.333	8-7	21	5	7	0	0	0	2	7	.333	5	0	6	0	.462	0	1	0-0
18	Matskevych Yana	.316	10-10	19	5	6	0	0	0	2	6	.316	3	1	2	1	.435	0	0	0-0
77	SHUPNIAK ANNA	.304	9-9	23	5	7	2	0	1	2	12	.522	2	0	7	0	.360	0	0	0-0
99	CALEEN KAITLYN MAR	.238	10-8	21	2	5	2	0	0	4	7	.333	1	0	5	0	.273	0	0	0-0
12	SOCHNIEVA HALYNA	.222	9-5	18	5	4	0	0	0	2	4	.222	0	0	4	1	.222	0	0	0-0
50	GALKINA POLINA	.222	10-0	9	0	2	0	0	0	1	2	.222	1	0	2	0	.300	0	0	0-0
24	TKACHENKO POLINA	.214	11-10	14	0	3	0	0	0	2	3	.214	0	0	4	0	.214	0	0	0-0
17	KIKHTENKO HANNA	.200	7-5	15	3	3	0	0	0	2	3	.200	2	0	6	0	.294	0	1	0-0
6	Voitenko Karyna	.143	10-10	28	3	4	1	1	0	3	7	.250	5	0	5	1	.273	0	0	0-0
4	Khodakovska Anna	.130	10-10	23	1	3	1	1	0	4	6	.261	3	0	6	0	.214	2	0	0-0
11	OLIINYK VALERIYA	.000	8-1	6	1	0	0	0	0	0	0	.000	0	0	2	0	.000	0	0	0-0
13	SOMOTOVA MARIYA	.000	7-0	6	0	0	0	0	0	0	0	.000	0	0	4	0	.000	0	0	0-0
8	KONSTANTINOVA ALIN	.000	7-1	3	2	0	0	0	0	0	0	.000	1	0	2	0	.250	0	0	0-0
Totals		.251		239	37	60	7	2	2	32	77	.322	27	1	63	3	.327	2	6	0-0
Opponents		.306		271	66	83	13	11	5	56	133	.491	31	5	42	2	.385	2	5	11-16

(All Games, Sorted by Earned Run Avg)

#	PLAYER	ERA	W-L	SV	IP	G	GS	CG	SHO	H	R	ER	BB	SO	2B	3B	HR	AB	B/Avg	WP	HP	IP	SHA	SFA
24	TKACHENKO POLINA	1.75	0-0	0	4.0	3	1	0	0	4	4	1	3	0	0	0	1	17	.235	0	0	0	1	0
48	MALIK YULIYA	2.30	3-2	0	24.1	5	5	1	0	22	13	8	7	19	5	2	2	95	.232	1	2	0	2	1
31	Kobylianska Daria	3.50	1-1	0	16.0	7	0	0	0	17	14	8	10	13	0	3	1	68	.250	3	1	0	1	0
13	SOMOTOVA MARIYA	7.00	0-0	0	2.0	1	0	0	0	3	2	2	0	0	1	0	0	9	.333	0	0	0	0	0
77	SHUPNIAK ANNA	7.41	0-1	0	5.2	3	1	0	0	11	7	6	3	2	2	0	27	.407	1	0	1	1	0	
37	KYSIL YEVA	14.48	0-2	0	9.2	4	3	1	0	26	26	20	8	8	5	4	1	55	.473	2	2	0	0	1
Totals		5.11	4-6	0	61.2	10	2	0	0	83	66	45	31	42	13	11	5	271	.306	7	5	1	5	2
Opponents		3.10	6-4	0	61.0	10	10	4	2	60	37	27	27	63	7	2	2	239	.251	7	1	0	6	2

(All Games, Sorted by Fielding Pct)

#	PLAYER	C	PO	A	E	DP	FLD%	CSB	SBA	SBA%	CI	PB
31	Kobylianska Daria	34	27	7	0	3	1.000	0	0	0	0	0
99	CALEEN KAITLYN MAR	30	27	3	0	0	1.000	3	5	.625	0	2
17	KIKHTENKO HANNA	7	5	2	0	0	1.000	0	0	0	0	0
6	Voitenko Karyna	41	21	18	2	2	.951	0	0	0	0	0
18	Matskevych Yana	15	13	1	1	1	.933	0	0	0	0	0
4	Khodakovska Anna	41	24	14	3	0	.927	2	3	.600	0	1
2	HULIAIEVA ANNA	11	9	1	1	0	.909	0	0	0	0	0
12	SOCHNIEVA HALYNA	40	35	1	4	4	.900	0	0	0	0	0
48	MALIK YULIYA	7	1	5	1	0	.857	0	0	0	0	0
24	TKACHENKO POLINA	31	13	13	5	1	.839	0	0	0	0	0
77	SHUPNIAK ANNA	25	5	15	5	2	.800	0	0	0	0	0
11	OLIINYK VALERIYA	5	4	0	1	1	.800	0	3	1.000	0	1
13	SOMOTOVA MARIYA	5	0	4	1	0	.800	0	0	0	0	0
19	BEZLATNIA VIKTORII	2	1	0	1	0	.500	0	0	0	0	0
8	KONSTANTINOVA ALIN	1	0	0	1	0	.000	0	0	0	0	0
50	GALKINA POLINA	1	0	0	1	0	.000	0	0	0	0	0
Totals		296	185	84	27	6	.909	5	11	.688	0	4
Opponents		269	183	71	15	4	.944	0	0	0	0	4

# Leaders Summary

## Batting Leaders

### BATTING AVERAGE (min 2.1 PA/G)

1.	NEVERAUSKAITS Nome, LTU	.714
2.	Szczypka Sandra, POL	.667
-	Van Raemdonck Lisa, BEL	.667
4.	Eriksson Ebba Sofi, SWE	.650
5.	Busk Craig Evie, DEN	.619
6.	Goosen Innes, BEL	.600
7.	Kirsanow Julia, POL	.556
8.	Geldof Kate, BEL	.545
9.	Brienesse Paris So, SWE	.538

### SLUGGING PCT (min 2.1 PA/G)

1.	NEVERAUSKAITS Nome, LTU	1.500
2.	Kirsanow Julia, POL	1.167
3.	PIANCASTELLI Erika, ITA	1.036
4.	Eriksson Ebba Sofi, SWE	.950
5.	Brienesse Paris So, SWE	.923
6.	Geldof Kate, BEL	.909
7.	BARBARA Mc Kenzie, ITA	.905
8.	JANSEN Annemiek, NED	.842
9.	VONK Britt Agatha, NED	.824

### ON BASE PCT (min 2.1 PA/G)

1.	NEVERAUSKAITS Nome, LTU	.800
2.	Van Raemdonck Lisa, BEL	.769
3.	Szczypka Sandra, POL	.722
4.	Goosen Innes, BEL	.714
5.	Eriksson Ebba Sofi, SWE	.667
6.	Busk Craig Evie, DEN	.652
7.	Kirsanow Julia, POL	.619
-	VONK Britt Agatha, NED	.619
9.	OreSkovis Matea, CRO	.611

### RUNS

1.	Mc GARRY Louise, AUT	12
-	WARSOP Tia Amelia, GBR	12
3.	Brienesse Paris So, SWE	11
-	Geldof Kate, BEL	11
-	PIANCASTELLI Erika, ITA	11
-	SILLIPP Elisabeth, AUT	11
7.	Eriksson Ebba Sofi, SWE	10
-	Kirsanow Julia, POL	10
-	SuchoSova Lucia, SVK	10
10.	6 Tied at	9

### HITS

1.	Brienesse Paris So, SWE	14
-	GOTTLIEB ELIANA RU, ISR	14
3.	Busk Craig Evie, DEN	13
-	Eriksson Ebba Sofi, SWE	13
5.	Geldof Kate, BEL	12
-	Mc GARRY Louise, AUT	12
-	SZALAY Katharina, GER	12
8.	Biswas Lioba, GER	11
-	PIANCASTELLI Erika, ITA	11
10.	6 Tied at	10

### RBI

1.	Goyvaerts Caroline, BEL	13
2.	PIANCASTELLI Erika, ITA	12
3.	VANDEWATER TARA, ISR	11
-	Zehnder Michelle M, SUI	11
5.	VONK Britt Agatha, NED	10
6.	BARBARA Mc Kenzie, ITA	9
-	Eriksson Ebba Sofi, SWE	9
8.	4 Tied at	8

### DOUBLES

1.	DE ROUIN Sophie Ce, AUT	5
2.	13 Tied at	3

### TRIPLES

1.	Brienesse Paris So, SWE	4
-	Kirsanow Julia, POL	4
3.	DAYTON Isabella Ma, ITA	3
-	Geldof Kate, BEL	3
5.	8 Tied at	2

### HOMERUNS

1.	PIANCASTELLI Erika, ITA	5
2.	VANDEWATER TARA, ISR	4
3.	BARBARA Mc Kenzie, ITA	3
-	LICHT AMANDA DONA, ISR	3
5.	8 Tied at	2

### TOTAL BASES

1.	PIANCASTELLI Erika, ITA	29
2.	Brienesse Paris So, SWE	24
-	VANDEWATER TARA, ISR	24
4.	Kirsanow Julia, POL	21
-	NEVERAUSKAITS Nome, LTU	21
6.	Geldof Kate, BEL	20
-	SZALAY Katharina, GER	20
8.	BARBARA Mc Kenzie, ITA	19
-	Eriksson Ebba Sofi, SWE	19

### WALKS

1.	BARBARA Mc Kenzie, ITA	9
2.	Janssens Celine, BEL	7
-	OreSkovis Matea, CRO	7
-	SILLIPP Elisabeth, AUT	7
-	VODISKOVA Ema, CZE	7
6.	8 Tied at	6

### HIT BY PITCH

1.	Janssen Gitte, BEL	4
2.	KAINDL Ina, AUT	3
-	UYTENDAAL Petronel, NED	3
-	VIGNA Laura, ITA	3
5.	9 Tied at	2

### SACRIFICE HITS

1.	BLESA ESCRICHE Mer, ESP	4
2.	CHARLES Damishah M, NED	3
-	DAYTON Isabella Ma, ITA	3
4.	20 Tied at	2

### SACRIFICE FLY

1.	BETTSTEIN Olivia, AUT	4
2.	Khodakovska Anna, UKR	2
-	Nielsen Ellen, DEN	2
-	ROGRON Kimane, Jel, FRA	2
-	Romo Ella, POL	2
-	VODISKOVA Ema, CZE	2
7.	34 Tied at	1

### STOLEN BASES

1.	PIAR Anaise Jasmin, NED	5
2.	Brienesse Paris So, SWE	4
-	Eriksson Ebba Sofi, SWE	4
4.	12 Tied at	3

### PLATE APPEARANCES

1.	SILLIPP Elisabeth, AUT	39
2.	BETTSTEIN Olivia, AUT	36
-	GOTTLIEB ELIANA RU, ISR	36
4.	Mc GARRY Louise, AUT	35
-	VANDEWATER TARA, ISR	35
6.	Caicoya Rodriguez, ESP	34
-	KAINDL Ina, AUT	34
-	LEWIS MADDY, ISR	34
9.	Voitenko Karyna, UKR	33

### AT BATS

1.	GOTTLIEB ELIANA RU, ISR	31
-	SILLIPP Elisabeth, AUT	31
3.	VANDEWATER TARA, ISR	30
4.	Caicoya Rodriguez, ESP	29
-	Mc GARRY Louise, AUT	29
6.	4 Tied at	28

### CAUGHT STEALING

1.	Adkins Reya Cheyen, SUI	2
-	SURILLOVA Michaela, CZE	2
2.	HAUDIQUER Ines, Es, FRA	2
-	Lutz Riona, SUI	2
-	POLYDOROS Georgia, GRE	2
6.	40 Tied at	1

### STRIKEOUTS

1.	EDWARDS Cara Hope, GBR	10
2.	Caicoya Rodriguez, ESP	9
-	ENRIONE-THORRAND C, FRA	9
4.	BAITIUL Kira, LTU	8
-	DE ROUIN Sophie Ce, AUT	8
-	KOPICOVA Natalie, CZE	8
-	MODREGO LOPEZ Uxua, ESP	8
-	Valls Raya Maria, ESP	8
9.	9 Tied at	7

### STRIKEOUTS LOOKING

1.	LEDEZMA ROA Sorang, ESP	5
2.	SALZMAN RUBY ISABE, ISR	4
3.	16 Tied at	3

### GDP

1.	CECCHETTI Elisa, ITA	2
2.	21 Tied at	1

Pitching Leaders

EARNED RUN AVG (min 2.3 IP/G)

1.	WAMPLER ROBYN SUE, ISR	1.26
2.	ALONSO GALLARDO Be, ESP	1.50
3.	KINDERMANNOVA Kate, CZE	2.07
4.	Ramirez Sivira Any, ESP	2.10
5.	HELD Hannah, GER	2.23
6.	MALIK YULIYA, UKR	2.30
7.	COSTES Clelia, FRA	3.07
8.	NEVERAUSKAITS Nome, LTU	3.14
9.	Lackner-Keil Marti, AUT	3.99

OPPOSING AVG (min 2.3 IP/G)

1.	HELD Hannah, GER	.164
2.	WAMPLER ROBYN SUE, ISR	.190
3.	KINDERMANNOVA Kate, CZE	.200
4.	Ramirez Sivira Any, ESP	.208
5.	MALIK YULIYA, UKR	.232
6.	ALONSO GALLARDO Be, ESP	.239
7.	Karhiaho Sanni, FIN	.243
8.	COSTES Clelia, FRA	.257
9.	NEVERAUSKAITS Nome, LTU	.261

INNINGS PITCHED

1.	WAMPLER ROBYN SUE, ISR	39.0
2.	NEVERAUSKAITS Nome, LTU	29.0
3.	COSTES Clelia, FRA	27.1
4.	Karhiaho Sanni, FIN	27.0
-	KINDERMANNOVA Kate, CZE	27.0
6.	Ramirez Sivira Any, ESP	26.2
7.	Berisic Nina, CRO	26.1
-	Lackner-Keil Marti, AUT	26.1
9.	Nielsen Mathilde B, DEN	26.0

STRIKEOUTS

1.	WAMPLER ROBYN SUE, ISR	46
2.	NEVERAUSKAITS Nome, LTU	41
3.	CORRICK Georgina L, GBR	34
-	KINDERMANNOVA Kate, CZE	34
5.	MONTICELLI Paytn, GBR	33
6.	VOORTMAN Eva Maria, NED	31
7.	HELD Hannah, GER	29
-	Ramirez Sivira Any, ESP	29
9.	HOP Lisa Johanna C, NED	26

WINS

1.	WAMPLER ROBYN SUE, ISR	5
2.	ALONSO GALLARDO Be, ESP	4
3.	7 Tied at	3

SAVES

1.	CACCIAMANI Iliaria, ITA	1
-	Caicoya Rodriguez, ESP	1
-	VOORTMAN Eva Maria, NED	1

GAMES

1.	HANIKA Emma, AUT	9
-	Lackner-Keil Marti, AUT	9
-	WAMPLER ROBYN SUE, ISR	9
4.	ALONSO GALLARDO Be, ESP	8
-	Entner Josianne, SUI	8
6.	4 Tied at	7

GAMES STARTED

1.	WAMPLER ROBYN SUE, ISR	7
2.	Heimgartner Bock K, SUI	6
-	Karhiaho Sanni, FIN	6
4.	HANIKA Emma, AUT	5
-	HELD Hannah, GER	5
-	LANGTHALER Carla, AUT	5
-	MALIK YULIYA, UKR	5
-	NEVERAUSKAITS Nome, LTU	5
-	Ramirez Sivira Any, ESP	5
10.	9 Tied at	4

COMPLETE GAMES

1.	NEVERAUSKAITS Nome, LTU	4
2.	Berisic Nina, CRO	3
-	COSTES Clelia, FRA	3
-	Karhiaho Sanni, FIN	3
-	VOORTMAN Eva Maria, NED	3
-	WAMPLER ROBYN SUE, ISR	3
7.	5 Tied at	2

SHUTOUTS

1.	VOORTMAN Eva Maria, NED	3
2.	10 Tied at	1

SACRIFICE HITS AGAINST

1.	Lackner-Keil Marti, AUT	5
-	NEVERAUSKAITS Nome, LTU	5
-	TONIOLO Christina, ITA	5
-	WAMPLER ROBYN SUE, ISR	5
-	Xenidis Kasey Lee, GRE	5
6.	6 Tied at	4

SACRIFICE FLIES AGAINST

1.	ALONSO GALLARDO Be, ESP	3
-	COSTES Clelia, FRA	3
-	Jacobs Sara Abigail, ISR	3
4.	8 Tied at	2

LOSSES

1.	Entner Josianne, SUI	4
-	TURHAN Sudenaz, TUR	4
3.	Berisic Nina, CRO	3
-	Heimgartner Bock K, SUI	3
-	Jacobs Sara Abigail, ISR	3
-	Karhiaho Sanni, FIN	3
-	Lackner-Keil Marti, AUT	3
-	NEVERAUSKAITS Nome, LTU	3
-	Xenidis Kasey Lee, GRE	3
10.	17 Tied at	2

WILD PITCHES

1.	Entner Josianne, SUI	10
2.	HELD Hannah, GER	8
3.	Brink Hinze Sara, DEN	7
-	NEVERAUSKAITS Nome, LTU	7
5.	DrgoSova Dana, SVK	6
-	Gullu Elif CaSla, TUR	6
7.	Lackner-Keil Marti, AUT	5
-	TURHAN Sudenaz, TUR	5
9.	6 Tied at	4

ILLEGAL PITCHES

1.	Entner Josianne, SUI	3
2.	Brink Hinze Sara, DEN	1
-	CABRERA MENDEZ Reb, ESP	1
-	Gullu Elif CaSla, TUR	1
-	Heimgartner Bock K, SUI	1
-	KINDERMANNOVA Kate, CZE	1
-	SHUPNIAK ANNA, UKR	1
-	TURHAN Sudenaz, TUR	1
-	VERNI Julianna Ma, ITA	1

HIT BY PITCH

1.	HELD Hannah, GER	5
2.	Gullu Elif CaSla, TUR	4
-	Heimgartner Bock K, SUI	4
-	Liechti Janina Ama, SUI	4
-	Lindstein Maja Ann, SWE	4
6.	Berisic Nina, CRO	3
-	De Graeve Sara, BEL	3
-	DrgoSova Dana, SVK	3
-	WAMPLER ROBYN SUE, ISR	3
10.	10 Tied at	2

INTENTIONAL WALKS

1.	Jacobs Sara Abigail, ISR	2
2.	15 Tied at	1

HITS ALLOWED

1.	Mihalkova Klaudia, SVK	40
2.	Nielsen Mathilde B, DEN	36
-	Xenidis Kasey Lee, GRE	36
4.	Stavrou Loren, GRE	35
5.	Berisic Nina, CRO	33
6.	Heimgartner Bock K, SUI	32
7.	NEVERAUSKAITS Nome, LTU	31
8.	TURHAN Sudenaz, TUR	30
9.	Lackner-Keil Marti, AUT	29

RUNS ALLOWED

1.	TURHAN Sudenaz, TUR	43
2.	Berisic Nina, CRO	36
3.	Entner Josianne, SUI	28
4.	KYSIL YEVA, UKR	26
-	Mihalkova Klaudia, SVK	26
6.	NEVERAUSKAITS Nome, LTU	25
7.	Brink Hinze Sara, DEN	23
-	Gullu Elif CaSla, TUR	23
9.	1 Tied at	22

EARNED RUNS (min 2.3 IP/G)

1.	ALONSO GALLARDO Be, ESP	5
2.	HELD Hannah, GER	7
-	WAMPLER ROBYN SUE, ISR	7
4.	KINDERMANNOVA Kate, CZE	8
-	MALIK YULIYA, UKR	8
-	Ramirez Sivira Any, ESP	8
7.	COSTES Clelia, FRA	12
8.	NEVERAUSKAITS Nome, LTU	13
9.	Przestrzelska Wero, POL	14
10.	2 Tied at	15

WALKS ALLOWED (min 2.3 IP/G)

1.	ALONSO GALLARDO Be, ESP	1
2.	Xenidis Kasey Lee, GRE	3
3.	Przestrzelska Wero, POL	4
-	WAMPLER ROBYN SUE, ISR	4
5.	KINDERMANNOVA Kate, CZE	7
-	MALIK YULIYA, UKR	7
-	Nielsen Mathilde B, DEN	7
8.	Mihalkova Klaudia, SVK	8
9.	Ramirez Sivira Any, ESP	9

Fielding Leaders

PUTOUTS

1. EDWARDS Cara Hope, GBR	64
- LICHT AMANDA DONA, ISR	64
3. Valls Raya Maria, ESP	57
4. WISSINK Laura Mich, NED	56
5. FURKOVA Jana, CZE	49
6. RinkeviSiSte Vanes, LTU	43
7. KARNER Lea, AUT	42
8. KOUTSOYANOPULOS Gi, ITA	41
9. KAINDL Ina, AUT	40

ASSISTS

1. Mc GARRY Louise, AUT	21
2. LEWIS MADDY, ISR	20
3. Romo Ella, POL	19
4. Mandis Katarina, CRO	18
- Voitenko Karyna, UKR	18
6. Kirsanow Julia, POL	17
- RITCHIE ARIZONA SA, ISR	17
8. VANDEWATER TARA, ISR	16
9. 4 Tied at	15

ERRORS

1. Eriksson Emelie Kr, SWE	7
2. BAITIUL Kira, LTU	5
- BLESa ESCRICHE Mer, ESP	5
- Lahdemaki Elise, FIN	5
- Lindstein Maja Ann, SWE	5
- SHUPNIAK ANNA, UKR	5
- TKACHENKO POLINA, UKR	5
- Zepeda Maria, GRE	5
9. 8 Tied at	4

CAUGHT STEALING

1. WISSINK Laura Mich, NED	5
2. Smeder Zuzanna, POL	4
- ToSiS Josipa, CRO	4
4. CALEEN KAITLYN MAR, UKR	3
- EDWARDS Cara Hope, GBR	3
- LYSIKATOS Tselsi N, GRE	3
7. 7 Tied at	2

