

2023

MEN'S EUROPEAN SOFTBALL MASTERS CUP

Daily Report #1

25.10.2023







WBSC
EUROPE





WBSC
EUROPE
BASEBALL SOFTBALL

Teams

Group A

-  Prague United (CZE)
-  Royal Greys Grizzlies (BEL)
-  Gubbs (SWE)
-  Goya Team Rivas (ESP)

Group B



-  Junior Alpina (ITA)
-  Tunnellers Prague (CZE)
-  Denmark Old Stars (DEN)
-  Mambas Sant Adria (ESP)

Schedule and Results

Game	At time	Ballpark	Pool	Home team	Visiting team	Final Score	Inn
Wednesday 25th October							
1	9:00	Sant Boi	A	 Goya Team Rivas (ESP)	 Gubbs (SWE)	0-10	4
3	11:00	Sant Boi	A	 Goya Team Rivas (ESP)	 Royal Greys Grizzlies (BEL)	0-12	6
5	13:00	Sant Boi	A	 Prague United (CZE)	 Royal Greys Grizzlies (BEL)	13-1	4
7	15:00	Sant Boi	B	 Denmark Old Stars (DEN)	 Tunnellers Prague (CZE)	9-0	5
9	17:00	Sant Boi	B	 Junior Alpina (ITA)	 Denmark Old Stars (DEN)	1-4	6
11	19:00	Sant Boi	B	 Mambas Sant Adria (ESP)	 Junior Alpina (ITA)	6-5	5
Thursday 26th October							
13	9:00	Sant Boi	A	 Royal Greys Grizzlies (BEL)	 Gubbs (SWE)	-	
15	11:00	Sant Boi	A	 Gubbs (SWE)	 Prague United (CZE)	-	
17	13:00	Sant Boi	A	 Prague United (CZE)	 Goya Team Rivas (ESP)	-	
19	15:00	Sant Boi	B	 Tunnellers Prague (CZE)	 Junior Alpina (ITA)	-	
21	17:00	Sant Boi	B	 Tunnellers Prague (CZE)	 Mambas Sant Adria (ESP)	-	
23	19:00	Sant Boi	B	 Mambas Sant Adria (ESP)	 Denmark Old Stars (DEN)	-	
Friday 27th October							
25	9:00	Sant Boi	X	A4	B4	-	
27	11:00	Sant Boi	X	B3	A3	-	
29	13:00	Sant Boi	X	B2	A2	-	
31	15:00	Sant Boi	X	A2	B1	-	
33	17:00	Sant Boi	X	A1	B1	-	
35	19:00	Sant Boi	X	A1	B2	-	
Saturday 28th October							
40	15:00	Sant Boi	Y	A3	B4	-	
41	17:00	Sant Boi	Y	B3	A4	-	
Final	19:00	Sant Boi	Final	X1	X2	-	



Technical Appointments

Thursday 26th June

Game	At time	Venue	Pool	Home team			Visiting team
13	9:00	Sant Boi	A	Royal Greys Grizzlies (BEL)			Gubbs (SWE)
Umpires:	Raul Salgado Perez		Juan Santiago Aguilera				
Scorers:	Anna Tebar		Guillem Alzamora				
T.C.:	Florian Lautenschläge						

Game	At time	Venue	Group	Home team			Visiting team
15	11:00	Sant Boi	A	Gubbs (SWE)			Prague United (CZE)
Umpires:	Adolf Garcia		Martin Lemstra				
Scorers:	Guillem Alzamora		Sara Martin				
T.C.:	Florian Lautenschläge						

Game	At time	Venue	Group	Home team			Visiting team
17	13:00	Sant Boi	A	Prague United (CZE)			Goya Team Rivas (ESP)
Umpires:	Juan Santiago Aguilera		Gerrit-Jan van der Hoeven				
Scorers:	Anna Tebar		Sara Martin				
T.C.:	Florian Lautenschläge						

Game	At time	Venue	Pool	Home team			Visiting team
19	15:00	Sant Boi	B	Tunnellers Prague (CZE)			Junior Alpina (ITA)
Umpires:	Richard Silva		Adolf Garcia				
Scorers:	Anna Tebar		Sara Martin				
T.C.:	Florian Lautenschläge						

Game	At time	Venue	Group	Home team			Visiting team
21	17:00	Sant Boi	B	Tunnellers Prague (CZE)			Mambas Sant Adria (ESP)
Umpires:	Martin Lemstra		Raul Salgado Perez				
Scorers:	Sonia Benedicto		Rocio Gutierrez				
T.C.:	Florian Lautenschläge						

Game	At time	Venue	Group	Home team			Visiting team
23	19:00	Sant Boi	B	Mambas Sant Adria (ESP)			Denmark Old Stars (DEN)
Umpires:	Gerrit-Jan van der Hoeven		Richard Silva				
Scorers:	Fco. Javier Sevilla		Rocio Gutierrez				
T.C.:	Florian Lautenschläge						

Abbreviations

HITTING		FIELDING	
2B	Doubles	A	Assists
3B	Triples	C	Chances
AB	At bats	CI	Catcher's interference
AVG	Batting average	CSB	Caught stealing by (pitcher and catcher)
BB	Base on balls	DPs	Double plays participated in
GPD	Grounded into double plays	E	Errors
GP / GS	Games played / Games started	FLD%	Fielding percentage
H	Base hits	PB	Passed balls (catcher)
HBP	Hit by pitch	PO	Putouts
HR	Home runs	SBA	Stolen bases allowed (pitcher and catcher)
IBB	Intentional base on balls	SBA%	Stolen bases against percentage (pitcher and catcher)
OB%	On base percentage		
R	Runs scored		
RBI	Runs batted in		
SB / ATT	Stolen bases / Stolen bases attempts		
SF	Sacrifice flies		
SH	Sacrifice hits		
SLG%	Slugging percentage		
SO	Strikeouts		
TB	Total bases		
base			
PITCHING		ANALYSIS STATISTICS	
2B	Doubles allowed	vs Left	Avg against left-handed pitchers
3B	Triples allowed	vs Right	Avg against right-handed pitchers
AB	At bats	rch by leadoff	Avg when leading off an inning
APP / GS	Appearances / Game starts	with 2 outs	Avg when batting with 2 outs
B/Avg	Opponent batting average	w/runners on	Avg when batting with runners on
BB	Base on balls allowed	w/bases empty	Avg when batting with bases empty
BF	Batters faced	RBI ops	Avg when batting with runners on 2nd or 3rd base
IBB	Intentional base on balls allowed	Gnd out	Number of ground outs (includes SACs, but not errors)
BK	Balk	Fly out	Number of fly outs (includes SFs, but not errors)
CG	Complete games	Fly / Gnd	Fly outs to ground outs ratio
ER	Earned runs allowed	pinch hitting	Avg as pinch hitter
ERA	Earned run average	with runners in scoring pos	Avg when batting with runners in scoring positions
FO	Fly outs	w/rnr on 3rd and LT 2 outs	Avg when batting with runner on third base and less than 2 outs
GO	Ground outs	with 2 outs	Avg when batting with 2 outs
H	Hits allowed	2 out rbi	Runs batted in with 2 outs
HBP	Hit by pitch	success advancing rnr	Success advancing runners
HR	Home runs allowed	#nrns adv w/out	Number of times batter made an out and advanced at least 1 runner
IP	Innings played	rnr lob	Number of runners left on base by last batter of inning
R	Runs allowed	rch err	Reach first base on error
SFA	Sacrifice flies allowed	rch fc	Reach first base on fielder's choice
SHA	Sacrifice hits allowed	kl	Strikeouts look
SHO/CHO	Shutouts / Combination shutouts		
SO	Strikeouts		
SV	Saves		
W/L	Wins/Losses		
WP	Wild pitches		