

WBSC

AMERICAS BEISBOL

REPORTE DIARIO – DAILY REPORT

No. 5

10 DE FEBRERO/FEBRUARY 10th, 2023

PRIMERA RONDA – FIRST ROUND

POSICIÓN DE EQUIPOS – STANDINGS

RK	EQUIPOS – TEAMS	GP	W	L	AVG	GB
1	 NICARAGUA	4	4	0	1.000	-
2	 HONDURAS	4	3	1	.750	1.0
3	 COSTA RICA	4	2	2	.500	2.0
4	 TEAM WBSC	4	1	3	.250	3.0
5	 EL SALVADOR	4	0	4	.000	4.0

Los equipos son ordenados en atención a los Reglamentos Oficiales de WBSC Américas.

The teams are placed according to the Tournament Regulations for the WBSC Americas.

RONDA DE APERTURA – OPENING ROUND

CALENDARIO Y RESULTADOS – SCHEDULE AND RESULTS

EQUIPOS – TEAMS

 COSTA RICA

 EL SALVADOR

 HONDURAS

 NICARAGUA

 TEAM WBSC





LUNES 6 DE FEBRERO – MONDAY FEBRUARY 6, 2023

#	Hora Hour	Estadio Stadium	Equipo Visitante Away Team	Equipo Local Home Team	Score	Inn
1	11:00	ESTADIO NACIONAL SOBERANÍA	 COSTA RICA	 EL SALVADOR	3 - 1	
2	18:30	ESTADIO NACIONAL SOBERANÍA	 HONDURAS	 NICARAGUA	0 - 7	

MARTES 7 DE FEBRERO – TUESDAY FEBRUARY 7, 2023

#	Hora Hour	Estadio Stadium	Equipo Visitante Away Team	Equipo Local Home Team	Score	Inn
3	11:00	ESTADIO NACIONAL SOBERANÍA	 HONDURAS	 TEAM WBSC	10 - 2	
4	18:30	ESTADIO NACIONAL SOBERANÍA	 NICARAGUA	 COSTA RICA	13 - 0	7

MIÉRCOLES 8 DE FEBRERO – WEDNESDAY FEBRUARY 8, 2023

#	Hora Hour	Estadio Stadium	Equipo Visitante Away Team	Equipo Local Home Team	Score	Inn
5	11:00	ESTADIO NACIONAL SOBERANÍA	 COSTA RICA	 HONDURAS	1 - 6	
6	18:30	ESTADIO NACIONAL SOBERANÍA	 TEAM WBSC	 EL SALVADOR	3 - 2	

Hora local en Managua, Nicaragua (GMT-6) / Local time in Managua, Nicaragua (GMT-6)

RONDA DE APERTURA – OPENING ROUND

CALENDARIO Y RESULTADOS – SCHEDULE AND RESULTS

JUEVES 9 DE FEBRERO – THURSDAY FEBRUARY 8, 2023

#	Hora Hour	Estadio Stadium	Equipo Visitante Away Team	Equipo Local Home Team	Score	Inn
7	11:00	ESTADIO NACIONAL SOBERANÍA	 TEAM WBSC	 COSTA RICA	3 - 5	
8	18:30	ESTADIO NACIONAL SOBERANÍA	 EL SALVADOR	 NICARAGUA	0 - 8	



VIERNES 10 DE FEBRERO – FRIDAY FEBRUARY 10, 2023

#	Hora Hour	Estadio Stadium	Equipo Visitante Away Team	Equipo Local Home Team	Score	Inn
9	11:00	ESTADIO NACIONAL SOBERANÍA	 EL SALVADOR	 HONDURAS	4 - 8	
10	18:30	ESTADIO NACIONAL SOBERANÍA	 NICARAGUA	 TEAM WBSC	21 - 0	7

RONDA DE FINAL – FINAL ROUND

MEDALLAS – MEDALS

DOMINGO 12 DE FEBRERO – SUNDAY FEBRUARY 12, 2023

#	Hora Hour	Estadio Stadium	Equipo Visitante Away Team	Equipo Local Home Team	Score	Inn
11	13:00	ESTADIO NACIONAL SOBERANÍA	 TEAM WBSC	 COSTA RICA		
12	18:00	ESTADIO NACIONAL SOBERANÍA	 HONDURAS	 NICARAGUA		

Hora local en Managua, Nicaragua (GMT-6) / Local time in Managua, Nicaragua (GMT-6)

RESULTADO DEL JUEGO - GAME SUMMARY 09

EL SALVADOR – HONDURAS

Feb 10, 2023 at (Estadio Nacional Soberanía)

 El Salvador.....001 011 100 - 4 5 3
 Honduras.....202 000 13X - 8 10 3

El Salvador 4

PLAYER	AB	R	H	BI	2B	3B	HR	BB	SB	CS	HP	SH	SF	SO	IBB	KL	GDP	PO	A	E
VELASCO LOPEZ Mario ss	4	0	1	0	0	0	0	1	0	0	0	0	0	0	0	0	0	3	1	0
FLORES GUEVARA Jason cf	2	0	1	1	0	0	0	2	0	0	1	0	0	1	0	0	0	1	0	0
DERAS IRAHETA Melvin 3b	2	0	0	2	0	0	0	0	0	0	1	1	1	0	0	0	0	1	0	1
MARTINEZ ORELLANA He 1b	4	0	0	0	0	0	0	1	1	0	0	0	0	0	0	0	0	5	3	1
PARKER HERNANDEZ Mar dh/p	4	0	0	0	0	0	0	1	0	0	0	0	0	2	0	0	0	0	1	0
JIMENEZ FERMAN Wilfr lf	5	1	1	0	0	0	0	1	0	0	0	0	0	0	0	0	0	3	0	0
MANRIQUE CARBALLO Ma c	3	1	0	0	0	0	0	2	0	0	0	0	0	2	0	2	0	10	1	0
POCASANGRE ZEPEDA Jo 2b	3	1	1	0	0	0	0	2	0	0	0	0	0	1	0	0	1	0	1	0
BONILLA AZUCENA Emer rf	1	0	0	0	0	0	0	0	0	0	0	0	0	1	0	0	0	0	0	0
MARQUEZ MARQUEZ Jose ph/rf	2	1	1	1	0	0	1	1	0	0	0	0	0	1	0	0	0	1	1	0
Totals	30	4	5	4	0	0	0	10	3	0	2	1	1	8	0	2	1	24	9	4

Honduras 8

PLAYER	AB	R	H	BI	2B	3B	HR	BB	SB	CS	HP	SH	SF	SO	IBB	KL	GDP	PO	A	E
COCKBORN ESCOBAR May ss	4	2	2	0	0	0	0	1	1	0	0	0	0	0	0	0	0	0	3	1
REYES LICONA Kevin J cf	3	2	3	2	0	0	0	1	1	0	0	1	0	0	0	0	0	3	0	1
PADILLA PADILLA Lomb 3b	5	1	2	2	1	0	0	0	0	0	0	0	0	2	0	0	0	2	1	0
ZAVALA Nunez Jorge A 1b	4	0	0	0	0	0	0	0	0	0	0	0	0	1	0	0	0	7	0	0
INESTROZA PAZ Allan dh	2	0	1	1	0	0	0	0	0	0	0	0	0	1	0	0	0	0	0	0
CARDONA PINEDA Jose ph/dh/2b	2	0	1	0	0	0	0	0	0	0	0	0	0	0	0	0	0	0	0	0
AMAYA MENDEZ Marco A lf	3	0	0	0	0	0	0	0	0	0	0	0	0	1	0	0	0	2	0	0
BERNARDEZ AGUIRRE Jo ph/lf	1	0	0	0	0	0	0	0	0	0	0	0	0	1	0	0	0	0	0	0
RUIZ NARVAEZ Guilmar 2b	2	0	0	0	0	0	0	0	0	0	0	0	0	1	0	1	0	1	0	0
DiAZ MEJIA Eduardo J 2b/p	0	1	0	0	0	0	0	2	0	0	0	0	0	0	0	0	0	0	0	1
PADILLA PADILLA Jose c	2	0	0	0	0	0	0	0	0	0	0	0	0	1	0	1	0	4	0	0
CARDONA PINEDA Jose c	2	1	0	0	0	0	0	0	0	0	0	0	0	1	0	0	0	2	0	0
AGUILAR MERINO Walte c	0	0	0	0	0	0	0	0	0	0	0	0	0	0	0	0	0	2	0	0
LANZA MOLINA Sebasti rf	1	0	0	0	0	0	0	0	0	0	0	0	0	1	0	0	0	1	0	0
MENA SAVILLON Moises ph/rf	3	1	1	1	0	0	0	0	0	0	0	0	0	1	0	0	0	3	0	1
Totals	34	8	10	6	1	0	0	4	2	0	0	1	0	11	0	2	0	27	6	3

El Salvador	IP	H	R	ER	BB	SO	WP	HP	BK	IBB	SH	SF	2B	3B	HR	AB	BF	FO	GO	NP
ALFARO NOLASCO Nelso	5.0	5	4	2	1	9	0	0	0	0	0	0	1	0	0	21	22	3	3	89
MARUHASHI VILCHIS Ma L,0-1	1.0	1	1	1	2	1	0	0	0	0	0	0	0	0	0	4	6	1	1	30
PARKER HERNANDEZ Mar	2.0	4	3	2	1	1	0	0	0	0	1	0	0	0	0	9	11	3	2	41

Honduras	IP	H	R	ER	BB	SO	WP	HP	BK	IBB	SH	SF	2B	3B	HR	AB	BF	FO	GO	NP
MATA DiAZ Breneth Da	4.2	4	2	1	3	3	1	1	0	0	0	1	0	0	0	17	22	6	5	80
NUNEZ MOYA Jose Robe	1.1	0	1	1	3	2	0	1	0	0	0	0	0	0	0	4	8	1	1	39
MORAZAN RODRIGUEZ Jo	0.2	1	1	1	2	0	0	0	0	0	0	0	0	0	0	3	5	2	0	18
DiAZ MEJIA Eduardo J W,1-0	2.1	0	0	0	2	3	0	0	0	0	1	0	0	0	0	6	9	2	2	36

Umpires: HP-Wilfredo Montoya (NCA), 1B-Oscar Matamoros (NCA), 2B-Sheyla Baez (NCA), 3B-Jaime Ramirez (NCA), CO-Jaime Duban Laguna (NCA)
 Scorers: Rafael Mojica (NCA)
 TC: Sandy Osvaldo Moreno Alvarado (NCA), Evert LOPEZ (NCA)
 Start: 11:00 Time: 2:58 Attendance: 0 Weather: Mayormente soleado, 31°
 Game: 9

RESULTADO DEL JUEGO - GAME SUMMARY 10



NICARAGUA – TEAM WBSC



Feb 10, 2023 at (Estadio Nacional Soberanía)

Nicaragua.....042 080 7 - 21 15 1
Team WBSC.....000 000 0 - 0 4 2

Nicaragua 21

PLAYER	AB	R	H	BI	2B	3B	HR	BB	SB	CS	HP	SH	SF	SO	IBB	KL	GDP	PO	A	E
BENARD Isaac lf	4	2	1	3	0	0	0	1	0	0	0	0	1	0	0	0	0	0	0	0
MONTES Juan Diego cf	3	2	1	2	0	0	0	0	0	0	2	0	0	2	0	0	0	0	0	0
VASQUEZ COLMENARES W dh	3	0	0	0	0	0	0	0	0	0	0	0	0	0	0	0	0	0	0	0
VALLE Norlando ph	1	1	0	2	0	0	0	1	0	0	0	0	0	0	0	0	0	0	0	0
CUTHERBERT Cheslor 3b	2	3	2	0	0	0	0	1	0	0	0	0	0	0	0	0	0	0	0	1
MARIN Ivan ph/ss	2	1	1	1	0	0	0	0	0	0	0	0	0	0	0	0	0	1	1	0
MIRANDA Elian lb	4	2	2	4	1	0	1	0	0	0	1	0	0	1	0	0	0	6	0	0
ALEGRIA Benjamin ss/3b	5	3	3	3	0	0	1	0	0	0	0	0	0	0	0	0	1	1	1	0
REYES Elmer 2b	2	2	0	0	0	0	3	0	0	0	0	0	1	0	0	0	2	2	0	0
BERMUDEZ Sandy rf	4	3	3	2	1	0	0	1	0	0	0	0	1	0	0	0	0	0	0	0
DAVILA Wiston c	4	2	2	1	0	0	0	1	0	0	0	0	0	0	0	0	0	10	1	0
Totals	34	21	15	18	2	0	2	8	0	0	3	0	1	5	0	0	1	21	6	1

Team WBSC 0

PLAYER	AB	R	H	BI	2B	3B	HR	BB	SB	CS	HP	SH	SF	SO	IBB	KL	GDP	PO	A	E
ESQUIVEL ROSALES Dav lf/cf	3	0	0	0	0	0	0	0	0	0	0	0	0	1	0	0	0	1	0	0
SAMAYOA MORATAYA Lui ss/p	3	0	1	0	0	0	0	0	0	0	0	0	0	0	0	0	0	0	1	0
VIZCAINO CHINCHILLA 3b/ss	3	0	1	0	0	1	0	0	0	0	0	0	0	1	0	0	0	0	1	1
LEMUS PEÑA Marco Tul lb/p/rf	3	0	1	0	0	0	0	0	0	0	0	0	1	0	0	0	0	6	1	0
MAYO MORALES Paolo N cf/p/lb	3	0	1	0	0	0	0	0	1	0	0	0	0	1	0	1	0	3	0	0
DIAZ MOLINA Jose and dh	3	0	0	0	0	0	0	0	0	0	0	0	0	3	0	1	0	0	0	0
HERNANDEZ SILIEZAR J lb/3b	0	0	0	0	0	0	0	0	0	0	0	0	0	0	0	0	0	1	0	1
MOLINA LOPEZ Daniel c	3	0	0	0	0	0	0	0	0	0	0	0	0	2	0	1	0	5	1	0
LOPEZ ZEPEDA Juan Jo 2b	2	0	0	0	0	0	1	0	0	0	0	0	0	0	0	0	0	3	3	0
GONZALEZ NEGREROS Ra rf/lf	3	0	0	0	0	0	0	0	0	0	0	0	0	2	0	0	0	1	0	0
Totals	26	0	4	0	0	1	0	1	1	0	0	0	0	11	0	3	0	21	7	2

Nicaragua	IP	H	R	ER	BB	SO	WP	HP	BK	IBB	SH	SF	2B	3B	HR	AB	BF	FO	GO	NP
FLORES Fidencio W,1-0	5.0	2	0	0	1	10	0	0	0	0	0	0	1	0	18	19	1	4	81	
TELLEZ Junior	1.0	2	0	0	0	1	0	0	0	0	0	0	0	0	5	5	1	1	18	
HEBBERT Duque	1.0	0	0	0	0	0	0	0	0	0	0	0	0	0	3	3	2	1	5	

Team WBSC	IP	H	R	ER	BB	SO	WP	HP	BK	IBB	SH	SF	2B	3B	HR	AB	BF	FO	GO	NP
POLANCO DUARTE Carlo L,0-1	1.2	5	4	4	0	1	0	1	0	0	0	1	1	0	1	9	11	2	2	35
MARTINEZ POLANCO Die	2.2	4	5	5	2	3	1	0	0	0	0	1	0	1	11	13	3	1	54	
SUNCAR RAMIREZ Diego	0.0	1	3	3	2	0	0	0	0	0	0	0	0	0	0	1	3	0	0	11
ROJAS GUIROLA Erick	1.2	2	2	1	0	1	0	0	0	0	0	0	0	0	7	7	1	3	25	
LEMUS PEÑA Marco Tul	0.0	1	5	5	3	0	0	1	0	0	0	0	0	0	1	5	0	0	25	
MAYO MORALES Paolo N	0.2	2	2	1	1	0	0	1	0	0	0	0	0	0	3	5	0	1	17	
SAMAYOA MORATAYA Lui	0.1	0	0	0	0	0	0	0	0	0	0	0	0	0	2	2	1	0	5	

Umpires: HP-Jaime Duban Laguna (NCA), 1B-Manuel VICENTE (NCA), 2B-Jackson Herrera (NCA), 3B-Hamilton Lopez (NCA), CO-Oscar Matamoros (NCA)

Scorers: Arcángel Urcuyo (NCA)

TC: Gustavo ARGÜELLO (NCA), Ronald TIFFER (NCA)

Start: 18:30 Time: 2:34 Attendance: 0 Weather: Totalmente Despejado

Game: 10

RESUMEN DE LIDERES INDIVIDUALES INDIVIDUAL LEADERS SUMMARY

(INCLUYENDO JUEGOS DEL 1 AL 10 - INCLUDING GAMES 1-10)

LIDERES OFENSIVOS – BATTING LEADERS

BATTING AVERAGE (min 2.7 PA/G)

1. REYES LICONA Kevin, HON	.500
2. BENARD BURK Isaac, NCA	.462
3. BERMUDEZ SEQUEIRA, NCA	.455
4. Padilla Padilla Lo, HON	.444
5. Marte Duarte Sean, GUA	.385
6. ASCANIO MENDEZ Man, CRC	.364
7. Cockborn Escobar M, HON	.357
- MORA ARRIETA Manri, CRC	.357
9. 1 Tied at	.333

SLUGGING PCT (min 2.7 PA/G)

1. MIRANDA CANALES El, NCA	.846
2. Marte Duarte Sean, GUA	.692
3. Padilla Padilla Lo, HON	.667
4. REYES MENDEZ Elmer, NCA	.625
5. BENARD BURK Isaac, NCA	.615
6. BERMUDEZ SEQUEIRA, NCA	.545
7. ALEGRIA NORORI Ben, NCA	.538
8. Cockborn Escobar M, HON	.500
- REYES LICONA Kevin, HON	.500

ON BASE PCT (min 2.7 PA/G)

1. MONTES INCER Juan, NCA	.625
2. REYES MENDEZ Elmer, NCA	.571
3. REYES LICONA Kevin, HON	.563
4. BENARD BURK Isaac, NCA	.556
5. Cockborn Escobar M, HON	.550
6. BERMUDEZ SEQUEIRA, NCA	.538
7. VIZCAINO CHINCHILL, GUA	.529
8. ASCANIO MENDEZ Man, CRC	.500
9. VALLE MIRANDA Norl, NCA	.455

RUNS

1. BERMUDEZ SEQUEIRA, NCA	7
- Cockborn Escobar M, HON	7
3. BENARD BURK Isaac, NCA	5
- CUTHBERT CARLSON C, NCA	5
- MONTES INCER Juan, NCA	5
- REYES LICONA Kevin, HON	5
- REYES MENDEZ Elmer, NCA	5
8. 2 Tied at	4

HITS

1. Padilla Padilla Lo, HON	8
2. REYES LICONA Kevin, HON	7
3. BENARD BURK Isaac, NCA	6
4. BERMUDEZ SEQUEIRA, NCA	5
- Cockborn Escobar M, HON	5
- Lemus Pena Marco T, GUA	5
- Marte Duarte Sean, GUA	5
- MORA ARRIETA Manri, CRC	5
9. 7 Tied at	4

RBI

1. BENARD BURK Isaac, NCA	9
2. Padilla Padilla Lo, HON	8
3. MIRANDA CANALES El, NCA	6
4. Lemus Pena Marco T, GUA	4
- VALLE MIRANDA Norl, NCA	4
6. ALEGRIA NORORI Ben, NCA	3
- DAVILA CALVO Wisto, NCA	3
- Francis Ramon SOTO, CRC	3
- REYES LICONA Kevin, HON	3
10. 12 Tied at	2

DOUBLES

1. BENARD BURK Isaac, NCA	2
- Marte Duarte Sean, GUA	2
3. 12 Tied at	1

TRIPLES

1. Cockborn Escobar M, HON	1
- Marte Duarte Sean, GUA	1
- VIZCAINO CHINCHILL, GUA	1

HOMERUNS

1. MIRANDA CANALES El, NCA	2
2. ALEGRIA NORORI Ben, NCA	1
- Bernardez Aguirre, HON	1
- Padilla Padilla Lo, HON	1
- REYES MENDEZ Elmer, NCA	1

TOTAL BASES

1. Padilla Padilla Lo, HON	12
2. MIRANDA CANALES El, NCA	11
3. Marte Duarte Sean, GUA	9
4. BENARD BURK Isaac, NCA	8
5. ALEGRIA NORORI Ben, NCA	7
- Cockborn Escobar M, HON	7
- REYES LICONA Kevin, HON	7
8. 2 Tied at	6

WALKS

1. MONTES INCER Juan, NCA	5
- VIZCAINO CHINCHILL, GUA	5
3. BENARD BURK Isaac, NCA	4
- Manrique Carballo, ESA	4
- REYES MENDEZ Elmer, NCA	4
6. 8 Tied at	3

HIT BY PITCH

1. Cockborn Escobar M, HON	3
2. Lopez Zepeda Juan, GUA	2
- MONTES INCER Juan, NCA	2
- REYES MENDEZ Elmer, NCA	2
- Samayoa Morataya L, GUA	2
6. 13 Tied at	1

SACRIFICE HITS

1. Bonilla Azucena Em, ESA	2
2. Buckman Berrocal T, CRC	1
- Cardona Pineda Jos, HON	1
- Deras Iraheta Melv, ESA	1
- Flores Guevara Jas, ESA	1
- Lanza Molina Sebas, HON	1
- REYES LICONA Kevin, HON	1
- Velasco Lopez Mari, ESA	1

SACRIFICE FLY

1. CUTHBERT CARLSON C, NCA	2
2. BENARD BURK Isaac, NCA	1
- Cardona Pineda Jos, HON	1
- Deras Iraheta Melv, ESA	1
- Francis Ramon SOTO, CRC	1
- Lemus Pena Marco T, GUA	1
- MONGE RUIZ Yader, CRC	1
- NOVOA ARANA Melvin, NCA	1

STOLEN BASES

1. Jimenez Ferman Wil, ESA	3
2. Cockborn Escobar M, HON	2
- MONTES INCER Juan, NCA	2
4. 8 Tied at	1

PLATE APPEARANCES

1. Cockborn Escobar M, HON	20
2. BENARD BURK Isaac, NCA	18
- Padilla Padilla Lo, HON	18
- Velasco Lopez Mari, ESA	18
5. 5 Tied at	17

AT BATS

1. Padilla Padilla Lo, HON	18
2. Jimenez Ferman Wil, ESA	16
3. Esquivel Rosales D, GUA	15
- Gonzalez Negreros, GUA	15
- Lemus Pena Marco T, GUA	15
- Velasco Lopez Mari, ESA	15
7. 3 Tied at	14

CAUGHT STEALING

1. ASCANIO MENDEZ Man, CRC	1
- MONTES INCER Juan, NCA	1
- MORA ARRIETA Manri, CRC	1
- Padilla Padilla Lo, HON	1
- Samayoa Morataya L, GUA	1
- Torres Caballeros, CRC	1
- VIZCAINO CHINCHILL, GUA	1

STRIKEOUTS

1. Lopez Zepeda Juan, GUA	7
2. AYALA SARAVIA Kevi, ESA	6
3. Cockborn Escobar M, HON	5
- Diaz Molina Jose a, GUA	5
- Flores Guevara Jas, ESA	5
- Lemus Pena Marco T, GUA	5
- Manrique Carballo, ESA	5
- Padilla Padilla Lo, HON	5
9. 12 Tied at	4

STRIKEOUTS LOOKING

1. Cockborn Escobar M, HON	4
2. Marte Duarte Sean, GUA	3
3. 11 Tied at	2

GDP

1. ALEGRIA NORORI Ben, NCA	2
- MONGE RUIZ Yader, CRC	2
3. ASCANIO MENDEZ Man, CRC	1
- BRITTON WILSON Dwi, NCA	1
- Cardona Pineda Jos, HON	1
- Cordero Rojas Carl, HON	1
- Francis Ramon SOTO, CRC	1
- Parker Hernandez M, ESA	1
- Pocasangre Zepeda, ESA	1

RESUMEN DE LIDERES INDIVIDUALES

INDIVIDUAL LEADERS SUMMARY

(INCLUYENDO JUEGOS DEL 1 AL 10 - INCLUDING GAMES 1-10)

LIDERES EN PITCHEO - PITCHING LEADERS

EARNED RUN AVG (min 0.8 IP/G)

1. Giron Balladarez J, HON	0.00
- Amezquita Castella, GUA	0.00
- CRAWFORD WILLIAMS, NCA	0.00
- FLORES BARRERA Fid, NCA	0.00
- GADEA ORTEGA Kevin, NCA	0.00
- Martinez Orellana, ESA	0.00
- Medrano Obando Ron, NCA	0.00
8. MONTANO MEJIA Migu, CRC	1.13
9. Barquero Jackson P, CRC	1.29

OPPOSING AVG (min 0.8 IP/G)

1. Medrano Obando Ron, NCA	.053
2. GADEA ORTEGA Kevin, NCA	.067
3. MONTANO MEJIA Migu, CRC	.074
4. Nunez Moya Jose Ro, HON	.083
5. Barquero Jackson P, CRC	.095
6. FLORES BARRERA Fid, NCA	.111
7. CRAWFORD WILLIAMS, NCA	.118
8. Martinez Orellana, ESA	.130
9. Giron Balladarez J, HON	.148

INNINGS PITCHED

1. Alfaro Nolasco Nel, ESA	10.1
2. Amezquita Castella, GUA	8.0
- Giron Balladarez J, HON	8.0
- MONTANO MEJIA Migu, CRC	8.0
5. GARCIA JIMENEZ Osc, GUA	7.1
6. Barquero Jackson P, CRC	7.0
- Martinez Orellana, ESA	7.0
8. Medrano Obando Ron, NCA	6.0
9. ESCOTO LOPEZ Taylo, CRC	5.2
10. 4 Tied at	5.0

STRIKEOUTS

1. Alfaro Nolasco Nel, ESA	14
2. Medrano Obando Ron, NCA	13
3. FLORES BARRERA Fid, NCA	10
4. Martinez Orellana, ESA	9
5. GADEA ORTEGA Kevin, NCA	8
- Rodriguez Archila, HON	8
7. Nunez Moya Jose Ro, HON	7
8. 5 Tied at	6

WINS

-	
1. 9 Tied at	1

SAVES

1. Lopez Bustos Chris, CRC	1
- Martinez Polanco C, GUA	1

GAMES

1. 14 Tied at	2
---------------	---

GAMES STARTED

1. Alfaro Nolasco Nel, ESA	2
2. 18 Tied at	1

SACRIFICE HITS AGAINST

1. Barquero Jackson P, CRC	2
2. Alfaro Nolasco Nel, ESA	1
- AMADO TORTOLA Dieg, GUA	1
- Amezquita Castella, GUA	1
- Diaz Mejia Eduardo, HON	1
- HOLMES DOWNS Donovan, CRC	1
- Martinez Polanco C, GUA	1
- Parker Hernandez M, ESA	1

SACRIFICE FLIES AGAINST

1. Garcia Sanchez Dav, HON	2
- POLANCO DUARTE Car, GUA	2
3. Bautista Villatoro, ESA	1
- Mata Diaz Breneth, HON	1
- Ortiz Gomez Byron, GUA	1
- Parker Hernandez M, ESA	1
- Velasco Lopez Mari, ESA	1

LOSSES

-	
1. 9 Tied at	1

WILD PITCHES

1. Barquero Jackson P, CRC	5
2. Mena Martinez Rafa, ESA	3
3. Ramirez Hernandez, CRC	2
4. Jimenez Ferman Dav, ESA	1
- MARTINEZ POLANCO D, GUA	1
- Mata Diaz Breneth, HON	1
- NARVAEZ CHINCHILLA, CRC	1
- POLANCO DUARTE Car, GUA	1

BALKS

1. Garcia Sanchez Dav, HON	2
2. ESCOTO LOPEZ Taylo, CRC	1
- Giron Balladarez J, HON	1
- Lopez Bustos Chris, CRC	1
- POLANCO DUARTE Car, GUA	1

HIT BY PITCH

1. AMADO TORTOLA Dieg, GUA	3
- MONTANO MEJIA Migu, CRC	3
3. Bautista Villatoro, ESA	2
- Martinez Orellana, ESA	2
- POLANCO DUARTE Car, GUA	2
6. 12 Tied at	1

INTENTIONAL WALKS

1. HOLMES DOWNS Donovan, CRC	2
2. Amezquita Castella, GUA	1
- Parker Hernandez M, ESA	1

HITS ALLOWED

1.	Alfaro Nolasco Nel, ESA	9
2.	Amezquita Castella, GUA	8
3.	AMADO TORTOLA Dieg, GUA	7
-	MARTINEZ POLANCO D, GUA	7
-	POLANCO DUARTE Car, GUA	7
-	Ramirez Hernandez, CRC	7
7.	ESCOTO LOPEZ Taylo, CRC	6
-	HOLMES DOWNS Donov, CRC	6
-	Parker Hernandez M, ESA	6

RUNS ALLOWED

1.	AMADO TORTOLA Dieg, GUA	8
-	Ramirez Hernandez, CRC	8
3.	Alfaro Nolasco Nel, ESA	6
-	Garcia Sanchez Dav, HON	6
-	POLANCO DUARTE Car, GUA	6
6.	Lemus Pena Marco T, GUA	5
-	MARTINEZ POLANCO D, GUA	5
8.	2 Tied at	4

EARNED RUNS (min 0.8 IP/G)

1.	Amezquita Castella, GUA	0
-	CRAWFORD WILLIAMS, NCA	0
-	FLORES BARRERA Fid, NCA	0
-	GADEA ORTEGA Kevin, NCA	0
-	Giron Balladarez J, HON	0
-	Martinez Orellana, ESA	0
-	Medrano Obando Ron, NCA	0
8.	4 Tied at	1

WALKS ALLOWED (min 0.8 IP/G)

1.	CRAWFORD WILLIAMS, NCA	0
-	ESCOTO LOPEZ Taylo, CRC	0
-	Medrano Obando Ron, NCA	0
-	MONTANO MEJIA Migu, CRC	0
5.	FLORES BARRERA Fid, NCA	1
-	GADEA ORTEGA Kevin, NCA	1
7.	3 Tied at	2

RESUMEN DE LIDERES INDIVIDUALES INDIVIDUAL LEADERS SUMMARY

(INCLUYENDO JUEGOS DEL 1 AL 10 - INCLUDING GAMES 1-10)

LIDERES DEFENSIVOS – FIELDING LEADERS

PUTOUTS

1. Manrique Carballo, ESA	37
2. NOVOA ARANA Melvin, NCA	36
3. Lemus Pena Marco T, GUA	32
4. Zavala Nunez Jorge, HON	29
5. ASCANIO MENDEZ Man, CRC	25
- Francis Ramon SOTO, CRC	25
7. Aguilar Merino Wal, HON	19
8. VIZCAINO CHINCHILL, GUA	18
9. 1 Tied at	16

ASSISTS

1. Samayoa Morataya L, GUA	14
2. Deras Iraheta Melv, ESA	12
3. MORA ARRIETA Manri, CRC	11
- Velasco Lopez Mari, ESA	11
5. Lopez Zepeda Juan, GUA	10
6. Cockborn Escobar M, HON	9
7. Padilla Padilla LO, HON	8
8. Cardona Pineda Jos, HON	7
- REYES MENDEZ Elmer, NCA	7

ERRORS

1. Cockborn Escobar M, HON	4
2. MORA ARRIETA Manri, CRC	3
- Velasco Lopez Mari, ESA	3
4. Irigoyen Morgan Ja, CRC	2
- URROZ SANDOVAL Ken, CRC	2
6. 23 Tied at	1

CAUGHT STEALING

1. Aguilar Merino Wal, HON	1
- Alfaro Nolasco Nel, ESA	1
- ASCANIO MENDEZ Man, CRC	1
- Manrique Carballo, ESA	1
- Martinez Orellana, ESA	1
- MONTANO MEJIA Migu, CRC	1
- Ramirez Hernandez, CRC	1

ESTADÍSTICAS POR EQUIPO

TEAM'S STATS RANKING

(INCLUYENDO JUEGOS DEL 1 AL 10 - INCLUDING GAMES 1-10)

BATEO – BATTING

TEAM	AVG	G	AB	R	H	2B	3B	HR	RBI	TB	SLG%	BB	HP	SO	GDP	OB%	SF	SH	SB-ATT
Nicaragua	.318	4	129	49	41	8	0	4	38	61	.473	31	6	19	3	.459	4	0	3-4
Honduras	.276	4	134	24	37	3	1	2	21	48	.358	12	4	37	2	.351	1	3	3-4
Costa Rica	.167	4	108	9	18	1	0	0	8	19	.176	14	4	30	4	.281	2	1	3-6
Team WBSC	.156	4	122	8	19	3	2	0	8	26	.213	13	7	40	0	.273	1	0	1-3
El Salvador	.151	4	119	7	18	1	0	0	5	19	.160	21	3	35	2	.292	1	5	5-5
TOTALS	.217	10	612	97	133	16	3	6	80	173	.283	91	24	161	11	.337	9	9	15-22

PITCHEO – PITCHING

TEAM	ERA	W-L	SV	IP	GS	CG	SHO	H	R	ER	BB	SO	2B	3B	HR	AB	E/Avg	WP	HP	BKIBB	SHA	SFA
Nicaragua	0.00	4-0	0	32.0	4	0	0	11	0	0	3	52	1	1	0	106	.104	0	0	0	0	0
Honduras	2.31	3-1	0	35.0	4	0	0	23	14	9	34	33	3	0	1	121	.190	1	4	3	0	1
El Salvador	2.65	0-4	0	34.0	4	0	0	27	22	10	16	35	4	1	0	124	.218	4	6	0	1	2
Costa Rica	4.36	2-2	1	33.0	4	0	0	30	23	16	20	20	4	0	2	130	.231	8	4	2	2	3
Team WBSC	9.00	1-3	1	33.0	4	0	0	42	38	33	18	21	4	1	3	131	.321	2	10	1	1	3
TOTALS	3.66	10-10	2	167.0	20	0	0	133	97	68	91	161	16	3	6	612	.217	15	24	6	4	9

DEFENSA – DEFENSE

TEAM	C	PO	A	E	DP	FLD%	CSB	SBA	SBA%	CI	PB
Nicaragua	124	96	26	2	1	.984	0	2	1.000	0	0
Honduras	150	105	36	9	5	.940	1	6	.857	0	0
Costa Rica	148	99	37	12	1	.919	3	1	.250	0	1
Team WBSC	146	99	42	5	4	.966	0	3	1.000	0	2
El Salvador	153	102	42	9	2	.941	3	3	.500	0	1
TOTALS	721	501	183	37	13	.949	7	15	.682	0	4

ESTADÍSTICAS DE EQUIPO - TEAM'S STATS

(INCLUYENDO JUEGOS DEL 1 AL 10 - INCLUDING GAMES 1-10)



COSTA RICA

CRC

Overall Statistics for Team WBSC (as of Feb 10, 2023)
 (All Games, Sorted by Batting Avg)

Record: Tournament: 2-2 / Opening Round: 2-2 /

#	PLAYER	AVG	GP-GS	AB	R	H	2B	3B	HR	RBI	TB	SLG%	BB	HP	SO	GDP	OB%	SF	SH	SB-ATT
11	ASCANIO MENDEZ Man	.364	4-4	11	0	4	1	0	0	2	5	.455	2	1	2	1	.500	0	0	1-2
13	MORA ARRIETA Manri	.357	4-4	14	3	5	0	0	0	1	5	.357	1	0	2	0	.400	0	0	0-1
42	Palma Villagra Bay	.333	2-1	3	1	1	0	0	0	0	1	.333	1	0	1	0	.500	0	0	0-0
12	CHAVES MATAMOROS J	.333	2-1	3	1	1	0	0	0	0	1	.333	0	1	0	0	.500	0	0	0-0
25	MONGE RUIZ Yader	.231	4-4	13	0	3	0	0	0	1	3	.231	0	0	1	2	.214	1	0	1-1
22	Francis Ramon SOTO	.222	4-3	9	0	2	0	0	0	3	2	.222	2	0	4	1	.333	1	0	0-0
21	Torres Caballeros	.111	4-3	9	1	1	0	0	0	0	1	.111	1	1	4	0	.273	0	0	1-2
58	Buckman Berrocal T	.083	4-4	12	2	1	0	0	0	0	1	.083	0	1	4	0	.154	0	1	0-0
23	JUAREZ CADENA Emil	.000	4-3	9	1	0	0	0	0	1	0	.000	3	0	4	0	.250	0	0	0-0
3	Irigoyen Morgan Ja	.000	4-4	11	0	0	0	0	0	0	0	.000	2	0	4	0	.154	0	0	0-0
2	URROZ SANDOVAL Ken	.000	4-2	6	0	0	0	0	0	0	0	.000	1	0	0	0	.143	0	0	0-0
10	Mullins Casanova W	.000	4-3	8	0	0	0	0	0	0	0	.000	1	0	4	0	.111	0	0	0-0
Totals		.167		108	9	18	1	0	0	8	19	.176	14	4	30	4	.281	2	1	3-6
Opponents		.231		130	23	30	4	0	2	17	40	.308	20	4	20	0	.351	0	3	1-4

(All Games, Sorted by Earned Run Avg)

#	PLAYER	ERA	W-L	SV	IP	G	GS	CG	SHO	H	R	ER	BB	SO	2B	3B	HR	AB	B/Avg	WP	HP	BK	IBB	SHA	SFA
20	CASCANTE ROLDAN Fa	0.00	0-0	0	0.1	1	0	0	0	0	0	0	0	0	0	0	1	.000	0	0	0	0	0	0	0
45	ESTRELLA TATIS Jua	0.00	0-0	0	0.1	1	0	0	0	0	0	0	0	0	0	0	1	.000	0	0	0	0	0	0	0
17	MONTANO MEJIA Migu	1.13	1-0	0	8.0	1	1	0	0	2	2	1	0	3	0	0	0	27	.074	0	3	0	0	0	0
16	Barquero Jackson P	1.29	1-0	0	7.0	1	1	0	0	2	1	1	5	6	0	0	0	21	.095	5	1	0	0	2	0
19	Lopez Bustos Chris	3.00	0-0	1	3.0	2	0	0	0	2	1	1	2	2	1	0	0	12	.167	0	0	1	0	0	0
51	ESCOTO LOPEZ Taylo	4.76	0-0	0	5.2	1	0	0	0	6	3	3	0	2	0	0	1	21	.286	0	0	1	0	0	0
24	Ramirez Hernandez	5.79	0-1	0	4.2	1	1	0	0	7	8	3	5	4	1	0	0	22	.318	2	0	0	0	0	0
15	Urbina Gomez Luis	6.75	0-0	0	1.1	1	0	0	0	1	1	1	2	1	0	0	0	6	.167	0	0	0	0	0	0
54	HOLMES DOWNS Donovan	9.00	0-1	0	2.0	1	1	0	0	6	3	2	4	2	0	0	0	13	.462	0	0	0	2	1	0
37	NARVAEZ CHINCHILLA	54.00	0-0	0	0.2	1	0	0	0	4	4	4	2	0	2	0	1	6	.667	1	0	0	0	0	0
Totals		4.36	2-2	1	33.0	4	4	0	0	30	23	16	20	20	4	0	2	130	.231	8	4	2	2	3	0
Opponents		1.91	2-2	0	33.0	4	4	0	0	18	9	7	14	30	1	0	0	108	.167	0	4	1	1	1	2

(All Games, Sorted by Fielding Pct)

#	PLAYER	C	PO	A	E	DP	FLD%	CSB	SBA	SBA%	CI	PB
11	ASCANIO MENDEZ Man	28	25	3	0	0	1.000	1	1	.500	0	1
23	JUAREZ CADENA Emil	11	6	5	0	0	1.000	0	0	0	0	0
12	CHAVES MATAMOROS J	5	5	0	0	0	1.000	0	0	0	0	0
42	Palma Villagra Bay	4	4	0	0	0	1.000	0	0	0	0	0
58	Buckman Berrocal T	4	4	0	0	0	1.000	0	0	0	0	0
16	Barquero Jackson P	3	0	3	0	0	1.000	0	0	0	0	0
24	Ramirez Hernandez	1	0	1	0	0	1.000	1	0	.000	0	0
19	Lopez Bustos Chris	1	0	1	0	0	1.000	0	0	0	0	0
22	Francis Ramon SOTO	26	25	0	1	0	.962	0	0	0	0	0
13	MORA ARRIETA Manri	24	10	11	3	1	.875	0	0	0	0	0
21	Torres Caballeros	7	5	1	1	1	.857	0	0	0	0	0
10	Mullins Casanova W	7	6	0	1	0	.857	0	0	0	0	0
3	Irigoyen Morgan Ja	10	4	4	2	0	.800	0	0	0	0	0
2	URROZ SANDOVAL Ken	10	3	5	2	0	.800	0	0	0	0	0
17	MONTANO MEJIA Migu	5	2	2	1	0	.800	1	0	.000	0	0
54	HOLMES DOWNS Donovan	2	0	1	1	0	.500	0	0	0	0	0
Totals		148	99	37	12	1	.919	3	1	.250	0	1
Opponents		144	99	41	4	4	.972	3	3	.500	0	1

ESTADÍSTICAS DE EQUIPO - TEAM'S STATS

(INCLUYENDO JUEGOS DEL 1 AL 10 - INCLUDING GAMES 1-10)



EL SALVADOR

ESA

Overall Statistics for Team WBSC (as of Feb 10, 2023)
 (All Games, Sorted by Batting Avg)

Record: Tournament: 0-4 / Opening Round: 0-4 /

#	PLAYER	AVG	GP-GS	AB	R	H	2B	3B	HR	RBI	TB	SLG%	BB	HP	SO	GDP	OB%	SF	SH	SB-ATT
14	Deras Iraheta Melv	.308	4-4	13	0	4	1	0	0	2	5	.385	1	1	0	0	.375	1	1	0-0
11	Velasco Lopez Mari	.267	4-4	15	1	4	0	0	0	0	4	.267	2	0	1	0	.353	0	1	0-0
23	Pocasangre Zepeda	.250	3-1	4	1	1	0	0	0	0	1	.250	3	0	1	1	.571	0	0	0-0
16	Flores Guevara Jas	.231	4-4	13	0	3	0	0	0	1	3	.231	2	1	5	0	.375	0	1	0-0
17	Marquez Marquez Jo	.200	4-0	5	1	1	0	0	0	1	1	.200	2	0	3	0	.429	0	0	1-1
66	Jimenez Ferman Wil	.125	4-4	16	2	2	0	0	0	0	2	.125	0	0	2	0	.125	0	0	3-3
2	Bonilla Azucena Em	.111	4-4	9	0	1	0	0	0	1	1	.111	1	0	3	0	.200	0	2	0-0
26	Parker Hernandez M	.100	3-3	10	0	1	0	0	0	0	1	.100	2	0	2	1	.250	0	0	0-0
45	Manrique Carballo	.091	4-4	11	2	1	0	0	0	0	1	.91	4	1	5	0	.375	0	0	0-0
25	Lopez Castellanos	.000	1-1	0	0	0	0	0	0	0	0	.000	2	0	0	0	1.000	0	0	0-0
10	Martinez Orellana	.000	1-1	4	0	0	0	0	0	0	0	.000	1	0	0	0	.200	0	0	1-1
15	Cortez Barrientos	.000	1-1	2	0	0	0	0	0	0	0	.000	0	0	1	0	.000	0	0	0-0
22	Argueta Nolasco Ed	.000	1-1	3	0	0	0	0	0	0	0	.000	0	0	3	0	.000	0	0	0-0
77	Rivas Campos Carlo	.000	2-1	4	0	0	0	0	0	0	0	.000	0	0	2	0	.000	0	0	0-0
12	AYALA SARAVIA Kevi	.000	3-3	9	0	0	0	0	0	0	0	.000	1	0	6	0	.100	0	0	0-0
30	LEON MORAN Marlon	.000	2-0	1	0	0	0	0	0	0	0	.000	0	0	1	0	.000	0	0	0-0
Totals		.151		119	7	18	1	0	0	5	19	.160	21	3	35	2	.292	1	5	5-5
Opponents		.218		124	22	27	4	1	0	18	33	.266	16	6	35	2	.329	3	2	3-6

(All Games, Sorted by Earned Run Avg)

#	PLAYER	ERA	W-L	SV	IP	G	GS	CG	SHO	H	R	ER	BB	SO	2B	3B	HR	AB	B/Avg	WP	HP	BK	IBB	SHA	SFA
10	Martinez Orellana	0.00	0-0	0	7.0	2	1	0	0	3	2	0	3	9	0	1	0	23	.130	0	2	0	0	0	0
21	Mena Martinez Rafa	0.00	0-0	0	2.0	1	0	0	0	1	4	0	0	3	1	0	0	9	.111	3	1	0	0	0	0
52	Velasco Lopez Mari	0.00	0-0	0	2.0	1	0	0	0	2	1	0	1	0	0	0	0	6	.333	0	0	0	0	0	1
57	Alfaro Nolasco Nel	2.61	0-1	0	10.1	2	2	0	0	9	6	3	3	14	1	0	0	40	.225	0	0	0	0	1	0
24	Bautista Villatoro	3.00	0-1	0	3.0	1	0	0	0	2	1	1	2	3	0	0	0	10	.200	0	2	0	0	0	1
7	Jimenez Ferman Dav	4.50	0-1	0	4.0	1	1	0	0	3	3	2	3	1	1	0	0	15	.200	1	1	0	0	0	0
26	Parker Hernandez M	5.79	0-0	0	4.2	2	0	0	0	6	4	3	2	4	1	0	0	17	.353	0	0	0	1	1	1
1	Maruhashi Vilchis	9.00	0-1	0	1.0	1	0	0	0	1	1	1	2	1	0	0	0	4	.250	0	0	0	0	0	0
Totals		2.65	0-4	0	34.0	4	4	0	0	27	22	10	16	35	4	1	0	124	.218	4	6	0	1	2	3
Opponents		1.00	4-0	2	36.0	4	4	0	0	18	7	4	21	35	1	0	0	119	.151	6	3	1	1	5	1

#	PLAYER	C	PO	A	E	DP	FLD%	CSB	SBA	SBA%	CI	PB
2	Bonilla Azucena Em	12	12	0	0	1	1.000	0	0	0	0	0
25	Lopez Castellanos	5	4	1	0	1	1.000	0	0	0	0	0
77	Rivas Campos Carlo	4	4	0	0	0	1.000	0	0	0	0	0
12	AYALA SARAVIA Kevi	4	3	1	0	0	1.000	0	0	0	0	0
15	Cortez Barrientos	3	2	1	0	1	1.000	0	0	0	0	0
66	Jimenez Ferman Wil	3	3	0	0	0	1.000	0	0	0	0	0
23	Pocasangre Zepeda	3	1	2	0	1	1.000	0	0	0	0	0
17	Marquez Marquez Jo	2	1	1	0	0	1.000	0	0	0	0	0
45	Manrique Carballo	40	37	2	1	0	.975	1	3	.750	0	1
14	Deras Iraheta Melv	20	7	12	1	1	.950	0	0	0	0	0
10	Martinez Orellana	11	5	5	1	0	.909	1	0	.000	0	0
26	Parker Hernandez M	11	8	2	1	0	.909	0	0	0	0	0
16	Flores Guevara Jas	9	8	0	1	0	.889	0	0	0	0	0
11	Velasco Lopez Mari	21	7	11	3	1	.857	0	0	0	0	0
57	Alfaro Nolasco Nel	5	0	4	1	0	.800	1	0	.000	0	0
Totals		154	102	42	10	2	.935	3	3	.500	0	1
Opponents		149	108	36	5	2	.966	0	4	1.000	0	1

ESTADÍSTICAS DE EQUIPO - TEAM'S STATS

(INCLUYENDO JUEGOS DEL 1 AL 10 - INCLUDING GAMES 1-10)



HONDURAS

HON

Overall Statistics for Team WBSC (as of Feb 10, 2023)
 (All Games, Sorted by Batting Avg)

Record: Tournament: 3-1 / Opening Round: 3-1 /

#	PLAYER	AVG	GP-GS	AB	R	H	2B	3B	HR	RBI	TB	SLG%	BB	HP	SO	GDP	OB%	SF	SH	SB-ATT
21	REYES LICONA Kevin	.500	4-4	14	5	7	0	0	0	3	7	.500	2	0	0	0	.563	0	1	1-1
2	Padilla Padilla Lo	.444	4-4	18	2	8	1	0	1	8	12	.667	0	0	5	0	.444	0	0	0-1
6	Inestroza Paz Alla	.429	3-2	7	0	3	1	0	0	1	4	.571	0	0	1	0	.429	0	0	0-0
49	Lanza Molina Sebas	.429	4-2	7	1	3	0	0	0	1	3	.429	0	0	3	0	.429	0	1	0-0
34	Cockborn Escobar M	.357	4-4	14	7	5	0	1	0	0	7	.500	3	3	5	0	.550	0	0	2-2
43	Cordero Rojas Carl	.333	1-1	3	0	1	0	0	0	1	1	.333	0	0	0	1	.333	0	0	0-0
19	Mena Savillon Mois	.250	3-2	8	2	2	0	0	0	2	2	.250	0	0	3	0	.250	0	0	0-0
90	Bernardez Aguirre	.231	4-3	13	2	3	0	0	1	2	6	.462	0	0	3	0	.231	0	0	0-0
14	Cardona Pineda Jos	.214	4-3	14	2	3	0	0	0	2	3	.214	0	0	3	1	.200	1	1	0-0
24	Zavala Nunez Jorge	.154	4-4	13	0	2	1	0	0	1	3	.231	3	0	3	0	.313	0	0	0-0
10	Aguilar Merino Wal	.000	4-2	6	1	0	0	0	0	0	0	.000	2	1	4	0	.333	0	0	0-0
3	RUIZ NARVAEZ Guilm	.000	3-1	5	0	0	0	0	0	0	0	.000	0	0	1	0	.000	0	0	0-0
7	Diaz Mejia Eduardo	.000	2-1	2	1	0	0	0	0	0	0	.000	2	0	2	0	.500	0	0	0-0
47	Padilla Padilla Jo	.000	2-2	3	0	0	0	0	0	0	0	.000	0	0	2	0	.000	0	0	0-0
30	Cardona Pineda Jos	.000	2-0	3	1	0	0	0	0	0	0	.000	0	0	1	0	.000	0	0	0-0
26	Amaya Mendez Marco	.000	3-1	4	0	0	0	0	0	0	0	.000	0	0	1	0	.000	0	0	0-0
Totals		.276		134	24	37	3	1	2	21	48	.358	12	4	37	2	.351	1	3	3-4
Opponents		.190		121	14	23	3	0	1	11	29	.24	34	4	33	4	.377	3	1	5-6

#	PLAYER	ERA	W-L	SV	IP	G	GS	CG	SHO	H	R	ER	BB	SO	2B	3B	HR	AB	B/Avg	WP	HP	BK	IBB	SHA	SFA
22	Diaz Villatoro Den	0.00	0-0	0	1.0	1	0	0	0	0	0	0	3	1	0	0	0	2	.000	0	0	0	0	0	0
7	Diaz Mejia Eduardo	0.00	1-0	0	2.1	1	0	0	0	0	0	0	2	3	0	0	0	6	.000	0	0	0	0	1	0
27	Giron Balladarez J	0.00	1-0	0	8.0	1	1	0	0	4	1	0	2	6	0	0	0	27	.148	0	1	1	0	0	0
11	Rodriguez Archila	1.80	1-0	0	5.0	1	1	0	0	4	1	1	4	8	1	0	0	18	.222	0	0	0	0	0	0
12	Mata Diaz Breneth	1.93	0-0	0	4.2	1	1	0	0	4	2	1	3	3	0	0	0	17	.235	1	1	0	0	0	1
26	Amaya Mendez Marco	2.70	0-0	0	3.1	1	0	0	0	3	1	1	3	3	1	0	0	11	.273	0	0	0	0	0	0
13	Morazan Rodriguez	3.86	0-0	0	2.1	2	0	0	0	2	1	1	4	0	0	0	0	9	.222	0	0	0	0	0	0
17	Nunez Moya Jose Ro	4.91	0-0	0	3.2	2	0	0	0	1	2	2	6	7	1	0	0	12	.083	0	1	0	0	0	0
88	Garcia Sanchez Dav	5.79	0-1	0	4.2	1	1	0	0	5	6	3	7	2	0	0	1	19	.263	0	1	2	0	0	2
Totals		2.31	3-1	0	35.0	4	4	0	0	23	14	9	34	33	3	0	1	121	.190	1	4	3	0	1	3
Opponents		5.03	1-3	0	34.0	4	4	0	0	37	24	19	12	37	3	1	2	134	.276	1	4	2	2	3	1

#	PLAYER	C	PO	A	E	DP	FLD%	CSB	SBA	SBA%	CI	PB
24	Zavala Nunez Jorge	29	29	0	0	5	1.000	0	0	0	0	0
10	Aguilar Merino Wal	21	19	2	0	0	1.000	1	1	.500	0	0
2	Padilla Padilla Lo	14	6	8	0	2	1.000	0	0	0	0	0
14	Cardona Pineda Jos	12	5	7	0	2	1.000	0	0	0	0	0
6	Inestroza Paz Alla	6	5	1	0	0	1.000	0	0	0	0	0
47	Padilla Padilla Jo	6	6	0	0	0	1.000	0	3	1.000	0	0
30	Cardona Pineda Jos	6	6	0	0	0	1.000	0	1	1.000	0	0
3	RUIZ NARVAEZ Guilm	3	2	1	0	1	1.000	0	0	0	0	0
26	Amaya Mendez Marco	2	2	0	0	0	1.000	0	0	0	0	0
49	Lanza Molina Sebas	2	2	0	0	0	1.000	0	0	0	0	0
12	Mata Diaz Breneth	1	0	1	0	0	1.000	0	0	0	0	0
11	Rodriguez Archila	1	0	1	0	0	1.000	0	0	0	0	0
13	Morazan Rodriguez	1	1	0	0	0	1.000	0	0	0	0	0
27	Giron Balladarez J	1	0	1	0	0	1.000	0	0	0	0	0
21	REYES LICONA Kevin	9	8	0	1	0	.889	0	0	0	0	0
90	Bernardez Aguirre	7	5	1	1	1	.857	0	0	0	0	0
7	Diaz Mejia Eduardo	6	1	4	1	1	.833	0	0	0	0	0
34	Cockborn Escobar M	17	4	9	4	2	.765	0	0	0	0	0
Totals		150	105	36	9	5	.940	1	5	.833	0	0

ESTADÍSTICAS DE EQUIPO – TEAM'S STATS

(INCLUYENDO JUEGOS DEL 1 AL 10 - INCLUDING GAMES 1-10)



NICARAGUA

NCA

Overall Statistics for Nicaragua (as of Feb 10, 2023)
 (All Games, Sorted by Batting Avg)

Record: Tournament: 4-0 / Opening Round: 4-0 /

#	PLAYER	AVG	GP-GS	AB	R	H	2B	3B	HR	RBI	TB	SLG%	BB	HP	SO	GDP	OB%	SF	SH	SB-ATT
29	DAVILA CALVO Wisto	.600	3-1	5	2	3	1	0	0	3	4	.800	2	0	0	0	.714	0	0	0-0
44	BENARD BURK Isaac	.462	4-3	13	5	6	2	0	0	9	8	.615	4	0	0	0	.556	1	0	0-0
9	BERMUDEZ SEQUEIRA	.455	4-3	11	7	5	1	0	0	2	6	.545	1	1	1	0	.538	0	0	1-1
8	MARIN RODRIGUEZ Iv	.444	4-2	9	3	4	1	0	0	2	5	.556	1	0	3	0	.500	0	0	0-0
99	MONTES INCER Juan	.333	4-3	9	5	3	0	0	0	2	3	.333	5	2	4	0	.625	0	0	2-3
38	VASQUEZ COLMENARES	.308	4-4	13	4	4	1	0	0	1	5	.385	3	0	2	0	.438	0	0	0-0
1	ALEGRIA NORORI Ben	.308	4-3	13	4	4	0	0	1	3	7	.538	1	0	0	2	.357	0	0	0-0
28	MIRANDA CANALES El	.308	3-3	13	4	4	1	0	2	6	11	.846	1	1	3	0	.400	0	0	0-0
24	CUTHBERT CARLSON C	.250	4-4	12	5	3	0	0	0	2	3	.250	3	0	2	0	.353	2	0	0-0
13	REYES MENDEZ Elmer	.250	4-3	8	5	2	0	0	1	2	5	.625	4	2	4	0	.571	0	0	0-0
19	VALLE MIRANDA Norl	.250	4-2	8	3	2	0	0	0	4	2	.250	3	0	0	0	.455	0	0	0-0
27	NOVOA ARANA Melvin	.125	3-3	8	2	1	1	0	0	2	2	.250	3	0	0	0	.333	1	0	0-0
3	BRITTON WILSON Dwi	.000	2-2	7	0	0	0	0	0	0	0	.000	0	0	0	1	.000	0	0	0-0
Totals		.318		129	49	41	8	0	4	38	61	.473	31	6	19	3	.459	4	0	3-4
Opponents		.104		106	0	11	1	1	0	0	14	.132	3	0	52	1	.128	0	0	2-2

#	PLAYER	ERA	W-L	SV	IP	G	GS	CG	SHO	H	R	ER	BB	SO	2B	3B	HR	AB	B/Avg	WP	HP	BK	IBB	SHA	SFA
36	Medrano Obando Ron	0.00	1-0	0	6.0	1	1	0	0	1	0	0	0	13	0	0	0	19	.053	0	0	0	0	0	0
72	CRAWFORD WILLIAMS	0.00	1-0	0	5.0	1	1	0	0	2	0	0	0	6	0	0	0	17	.118	0	0	0	0	0	0
37	TELLER DE LEON Car	0.00	0-0	0	1.1	1	0	0	0	1	0	0	0	3	0	0	0	4	.250	0	0	0	0	0	0
55	RAUDES MEZA Roniel	0.00	0-0	0	1.1	1	0	0	0	0	0	0	0	2	0	0	0	4	.000	0	0	0	0	0	0
34	GADEA ORTEGA Kevin	0.00	1-0	0	5.0	1	1	0	0	1	0	0	1	8	1	0	0	15	.067	0	0	0	0	0	0
79	ACUNA SALMERON Joa	0.00	0-0	0	1.1	2	0	0	0	0	0	0	0	3	0	0	0	4	.000	0	0	0	0	0	0
12	TELLEZ VANEGAS Jun	0.00	0-0	0	2.0	2	0	0	0	3	0	0	1	2	0	0	0	9	.333	0	0	0	0	0	0
30	FLORES BARRERA Fid	0.00	1-0	0	5.0	1	1	0	0	2	0	0	1	10	0	1	0	18	.111	0	0	0	0	0	0
41	GUTIERREZ HERNANDE	0.00	0-0	0	1.0	1	0	0	0	1	0	0	0	0	0	0	0	4	.250	0	0	0	0	0	0
62	HEBBERT ROBINSON D	0.00	0-0	0	3.0	2	0	0	0	0	0	0	0	2	0	0	0	9	.000	0	0	0	0	0	0
82	BENNETT COOPER Gof	0.00	0-0	0	1.0	1	0	0	0	0	0	0	0	3	0	0	0	3	.000	0	0	0	0	0	0
Totals		0.00	4-0	0	32.0	4	4	0	0	11	0	0	3	52	1	1	0	106	.104	0	0	0	0	0	0
Opponents		9.90	0-4	0	30.0	4	4	0	0	41	49	33	31	19	8	0	4	129	.318	8	6	2	0	0	4

#	PLAYER	C	PO	A	E	DP	FLD%	CSB	SBA	SBA%	CI	PB
27	NOVOA ARANA Melvin	36	36	0	0	0	1.000	0	1	1.000	0	0
29	DAVILA CALVO Wisto	17	16	1	0	0	1.000	0	1	1.000	0	0
28	MIRANDA CANALES El	16	15	1	0	0	1.000	0	0	0	0	0
38	VASQUEZ COLMENARES	10	10	0	0	1	1.000	0	0	0	0	0
13	REYES MENDEZ Elmer	9	2	7	0	1	1.000	0	0	0	0	0
8	MARIN RODRIGUEZ Iv	9	3	6	0	1	1.000	0	0	0	0	0
1	ALEGRIA NORORI Ben	4	1	3	0	0	1.000	0	0	0	0	0
99	MONTES INCER Juan	3	3	0	0	0	1.000	0	0	0	0	0
44	BENARD BURK Isaac	2	2	0	0	0	1.000	0	0	0	0	0
19	VALLE MIRANDA Norl	2	2	0	0	0	1.000	0	0	0	0	0
30	FLORES BARRERA Fid	2	1	1	0	0	1.000	0	0	0	0	0
3	BRITTON WILSON Dwi	1	1	0	0	0	1.000	0	0	0	0	0
37	TELLER DE LEON Car	1	0	1	0	0	1.000	0	0	0	0	0
12	TELLEZ VANEGAS Jun	1	0	1	0	0	1.000	0	0	0	0	0
62	HEBBERT ROBINSON D	1	0	1	0	0	1.000	0	0	0	0	0
24	CUTHBERT CARLSON C	7	3	3	1	0	.857	0	0	0	0	0
72	CRAWFORD WILLIAMS	3	1	1	1	0	.667	0	0	0	0	0
Totals		124	96	26	2	1	.984	0	2	1.000	0	0
Opponents		142	90	38	14	4	.901	1	3	.750	0	2

ESTADÍSTICAS DE EQUIPO - TEAM'S STATS

(INCLUYENDO JUEGOS DEL 1 AL 10 - INCLUDING GAMES 1-10)



TEAM WBSC



Overall Statistics for Team WBSC (as of Feb 10, 2023)
 (All Games, Sorted by Batting Avg)

Record: Tournament: 1-3 / Opening Round: 1-3 /

#	PLAYER	AVG	GP-GS	AB	R	H	2B	3B	HR	RBI	TB	SLG%	BB	HP	SO	GDP	OB%	SF	SH	SB-ATT
34	Marte Duarte Sean	.385	3-3	13	2	5	2	1	0	1	9	.692	0	0	4	0	.385	0	0	0-0
25	Lemus Pena Marco T	.333	4-4	15	1	5	1	0	0	4	6	.400	0	0	5	0	.313	1	0	0-0
6	VIZCAINO CHINCHILL	.273	4-4	11	2	3	0	1	0	0	5	.455	5	1	1	0	.529	0	0	0-1
98	MAYO MORALES Paolo	.231	4-4	13	0	3	0	0	0	2	3	.231	2	0	4	0	.333	0	0	1-1
19	Samayoa Morataya L	.083	4-4	12	2	1	0	0	0	0	1	.83	2	2	2	0	.313	0	0	0-1
12	Gonzalez Negreros	.067	4-4	15	0	1	0	0	0	1	1	.67	0	0	3	0	.067	0	0	0-0
76	Esquivel Rosales D	.067	4-4	15	0	1	0	0	0	0	1	.67	1	1	4	0	.176	0	0	0-0
4	MOLINA LOPEZ Danie	.000	2-1	3	0	0	0	0	0	0	0	.000	1	0	2	0	.250	0	0	0-0
23	HERNANDEZ SILIEZAR	.000	3-2	4	0	0	0	0	0	0	0	.000	1	1	3	0	.333	0	0	0-0
18	Lopez Zepeda Juan	.000	4-4	12	1	0	0	0	0	0	0	.000	1	2	7	0	.200	0	0	0-0
92	Diaz Molina Jose a	.000	4-2	9	0	0	0	0	0	0	0	.000	0	0	5	0	.000	0	0	0-0
Totals		.156		122	8	19	3	2	0	8	26	.213	13	7	40	0	.273	1	0	1-3
Opponents		.321		131	38	42	4	1	3	34	57	.435	18	10	21	4	.432	3	3	3-3

#	PLAYER	ERA	W-L	SV	IP	G	GS	CG	SHO	H	R	ER	BB	SO	2B	3B	HR	AB	B/Avg	WP	HP	BK	IBB	SHA	SFA
63	Amezquita Castella	0.00	1-0	0	8.0	1	1	0	0	8	2	0	3	6	0	0	0	32	.250	0	0	0	1	1	0
25	Lemus Pena Marco T	0.00	0-0	0	0.0	1	0	0	0	1	5	5	3	0	0	0	0	1	.1000	0	1	0	0	0	0
19	Samayoa Morataya L	0.00	0-0	0	0.1	1	0	0	0	0	0	0	0	0	0	0	0	2	.000	0	0	0	0	0	0
99	GARCIA JIMENEZ Osc	2.45	0-1	0	7.1	1	1	0	0	4	2	2	2	6	0	0	0	24	.167	0	1	0	0	0	0
20	Rojas Guirola Eric	2.70	0-0	0	3.1	2	0	0	0	4	2	1	1	1	1	0	0	12	.333	0	0	0	0	0	0
9	MARTINEZ POLANCO D	11.25	0-0	0	4.0	2	0	0	0	7	5	5	3	3	2	0	1	18	.389	1	0	0	0	0	0
98	MAYO MORALES Paolo	13.50	0-0	0	0.2	1	0	0	0	2	2	1	1	0	0	0	0	3	.667	0	1	0	0	0	0
15	Ortiz Gomez Byron	13.50	0-0	0	0.2	1	0	0	0	1	1	1	0	0	0	0	0	2	.500	0	1	0	0	0	1
35	POLANCO DUARTE Car	14.73	0-1	0	3.2	2	1	0	0	7	6	6	2	1	1	1	1	16	.438	1	2	1	0	0	2
87	Martinez Polanco C	18.00	0-0	1	1.0	2	0	0	0	0	2	2	1	0	0	0	0	2	.000	0	1	0	0	1	0
43	AMADO TORTOLA Dieg	18.90	0-1	0	3.1	1	1	0	0	7	8	7	0	4	0	0	1	17	.412	0	3	0	0	1	0
41	Suncar Ramirez Die	40.50	0-0	0	0.2	2	0	0	0	1	3	3	2	0	0	0	0	2	.500	0	0	0	0	0	0
Totals		9.00	1-3	1	33.0	4	4	0	0	42	38	33	18	21	4	1	3	131	.321	2	10	1	1	3	3
Opponents		1.32	3-1	0	34.0	4	4	0	0	19	8	5	13	40	3	2	0	122	.156	0	7	0	0	0	1

#	PLAYER	C	PO	A	E	DP	FLD%	CSB	SBA	SBA%	CI	PB
25	Lemus Pena Marco T	34	32	2	0	3	1.000	0	0	0	0	0
98	MAYO MORALES Paolo	9	9	0	0	0	1.000	0	0	0	0	0
4	MOLINA LOPEZ Danie	6	5	1	0	0	1.000	0	0	0	0	0
12	Gonzalez Negreros	5	5	0	0	0	1.000	0	0	0	0	0
76	Esquivel Rosales D	4	4	0	0	0	1.000	0	0	0	0	0
43	AMADO TORTOLA Dieg	2	1	1	0	0	1.000	0	0	0	0	0
99	GARCIA JIMENEZ Osc	2	0	2	0	1	1.000	0	0	0	0	0
63	Amezquita Castella	2	0	2	0	0	1.000	0	0	0	0	0
9	MARTINEZ POLANCO D	1	1	0	0	0	1.000	0	0	0	0	0
87	Martinez Polanco C	1	0	1	0	0	1.000	0	0	0	0	0
18	Lopez Zepeda Juan	27	16	10	1	2	.963	0	0	0	0	0
6	VIZCAINO CHINCHILL	23	18	4	1	1	.957	0	3	1.000	0	2
19	Samayoa Morataya L	21	6	14	1	3	.952	0	0	0	0	0
34	Marte Duarte Sean	7	1	5	1	0	.857	0	0	0	0	0
23	HERNANDEZ SILIEZAR	2	1	0	1	1	.500	0	0	0	0	0
Totals		146	99	42	5	4	.966	0	3	1.000	0	2
Opponents		142	102	34	6	0	.958	2	1	.333	0	0

RESUMEN DE LIDERES BATEO - PITCHEO BATTING - PITCHING LEADERS SUMMARY

(INCLUYENDO JUEGOS DEL 1 AL 10 - INCLUDING GAMES 1-10)

MEJORES BATEADORES – BATTING LEADERS

PLAYER	AVG	GP-GS	PA	AB	R	H	2B	3B	HRR	BI	TB	SLG	BB	HP	SO	GDP	OBP	SF	SB	CS	SH	SB-ATT
REYES LICONA Kevin J HON	.500	4-4	17	14	5	7	0	0	0	3	7	.500	2	0	0	0	.563	0	1	0	1	1-1
BENARD BURK Isaac Ma NCA	.462	4-3	18	13	5	6	2	0	0	9	8	.615	4	0	0	0	.556	1	0	0	0	0-0
BERMUDEZ SEQUEIRA Sa NCA	.455	4-3	13	11	7	5	1	0	0	2	6	.545	1	1	1	0	.538	0	1	0	0	1-1
Padilla Padilla Lomb HON	.444	4-4	18	18	2	8	1	0	1	8	12	.667	0	0	5	0	.444	0	0	1	0	0-1
Marte Duarte Sean Ca GUA	.385	3-3	13	13	2	5	2	1	0	1	9	.692	0	0	4	0	.385	0	0	0	0	0-0
ASCANIO MENDEZ Manue CRC	.364	4-4	14	11	0	4	1	0	0	2	5	.455	2	1	2	1	.500	0	1	1	0	1-2
Cockborn Escobar May HON	.357	4-4	20	14	7	5	0	1	0	0	7	.500	3	3	5	0	.550	0	2	0	0	2-2
MORA ARRIETA Manriqu CRC	.357	4-4	15	14	3	5	0	0	0	1	5	.357	1	0	2	0	.400	0	0	1	0	0-1
Lemus Pena Marco Tul GUA	.333	4-4	16	15	1	5	1	0	0	4	6	.400	0	0	5	0	.313	1	0	0	0	0-0
MONTES INCER Juan Di NCA	.333	4-3	16	9	5	3	0	0	0	2	3	.333	5	2	4	0	.625	0	2	1	0	2-3
ALEGRIA NORORI Benja NCA	.308	4-3	14	13	4	4	0	0	1	3	7	.538	1	0	2	2	.357	0	0	0	0	0-0
Deras Iraheta Melvin ESA	.308	4-4	17	13	0	4	1	0	0	2	5	.385	1	1	0	0	.375	1	0	0	1	0-0
MIRANDA CANALES Elia NCA	.308	3-3	15	13	4	4	1	0	2	6	11	.846	1	1	3	0	.400	0	0	0	0	0-0
VASQUEZ COLMENARES W NCA	.308	4-4	16	13	4	4	1	0	0	1	5	.385	3	0	2	0	.438	0	0	0	0	0-0
VIZCAINO CHINCHILLA GUA	.273	4-4	17	11	2	3	0	1	0	0	5	.455	5	1	1	0	.529	0	0	1	0	0-1
Velasco Lopez Mario ESA	.267	4-4	18	15	1	4	0	0	0	0	4	.267	2	0	1	0	.353	0	0	0	1	0-0
CUTHERBERT CARLSON Che NCA	.250	4-4	17	12	5	3	0	0	0	2	3	.250	3	0	2	0	.353	2	0	0	0	0-0
REYES MENDEZ Elmer S NCA	.250	4-3	14	8	5	2	0	0	1	2	5	.625	4	2	4	0	.571	0	0	0	0	0-0
VALLE MIRANDA Norlan NCA	.250	4-2	11	8	3	2	0	0	0	4	2	.250	3	0	0	0	.455	0	0	0	0	0-0
Bernardez Aguirre Jo HON	.231	4-3	13	13	2	3	0	0	1	2	6	.462	0	0	3	0	.231	0	0	0	0	0-0
Flores Guevara Jason ESA	.231	4-4	17	13	0	3	0	0	0	1	3	.231	2	1	5	0	.375	0	0	0	1	0-0
MAYO MORALES Paolo N GUA	.231	4-4	15	13	0	3	0	0	0	2	3	.231	2	0	4	0	.333	0	1	0	0	1-1
MONGE RUIZ Yader CRC	.231	4-4	14	13	0	3	0	0	0	1	3	.231	0	0	1	2	.214	1	1	0	0	1-1
Francis Ramon SOTO CRC	.222	4-3	12	9	0	2	0	0	0	3	2	.222	2	0	4	1	.333	1	0	0	0	0-0
Cardona Pineda Jose HON	.214	4-3	16	14	2	3	0	0	0	2	3	.214	0	0	3	1	.200	1	0	0	1	0-0

MEJORES LANZADORES – PITCHING LEADERS

PLAYER	T	ERA	W-L	APP	GS	CG	SHO	SV	IP	H	R	ER	BB	SO	2B	3B	HR	AB	B/Avg	WP	HBP	BK
Giron Balladarez Jua HON	R	0.00	1-0	1	1	0	0	0	8.0	4	1	0	2	6	0	0	0	27	.148	0	1	1
Amezquita Castellano GUA	R	0.00	1-0	1	1	0	0	0	8.0	8	2	0	3	6	0	0	0	32	.250	0	0	0
CRAWFORD WILLIAMS Le NCA	L	0.00	1-0	1	1	0	0	0	5.0	2	0	0	0	6	0	0	0	17	.118	0	0	0
FLORES BARRERA Fiden NCA	R	0.00	1-0	1	1	0	0	0	5.0	2	0	0	1	10	0	1	0	18	.111	0	0	0
GADEA ORTEGA Kevin J NCA	R	0.00	1-0	1	1	0	0	0	5.0	1	0	0	1	8	1	0	0	15	.067	0	0	0
Martinez Orellana He ESA	R	0.00	0-0	2	1	0	0	0	7.0	3	2	0	3	9	0	1	0	23	.130	0	2	0
Medrano Obando Ronal NCA	R	0.00	1-0	1	1	0	0	0	6.0	1	0	0	0	13	0	0	0	19	.053	0	0	0
MONTANO MEJIA Miguel CRC	R	1.13	1-0	1	1	0	0	0	8.0	2	2	1	0	3	0	0	0	27	.074	0	3	0
Barquero Jackson Pab CRC	R	1.29	1-0	1	1	0	0	0	7.0	2	1	1	5	6	0	0	0	21	.095	5	1	0
Rodriguez Archila Da HON	L	1.80	1-0	1	1	0	0	0	5.0	4	1	1	4	8	1	0	0	18	.222	0	0	0
Mata Diaz Breneth Da HON	R	1.93	0-0	1	1	0	0	0	4.2	4	2	1	3	3	0	0	0	17	.235	1	1	0
GARCIA JIMENEZ Oscar GUA	R	2.45	0-1	1	1	0	0	0	7.1	4	2	2	2	6	0	0	0	24	.167	0	1	0
Alfaro Nolasco Nelso ESA	L	2.61	0-1	2	2	0	0	0	10.1	9	6	3	3	14	1	0	0	40	.225	0	0	0
Amaya Mendez Marco A HON	R	2.70	0-0	1	0	0	0	0	3.1	3	1	1	3	3	1	0	0	11	.273	0	0	0
Rojas Guirola Erick GUA	R	2.70	0-0	2	0	0	0	0	3.1	4	2	1	1	1	1	0	0	12	.333	0	0	0
Jimenez Ferman David ESA	R	4.50	0-1	1	1	0	0	0	4.0	3	3	2	3	1	1	0	0	15	.200	1	1	0
ESCOTO LOPEZ Taylor CRC	R	4.76	0-0	1	0	0	0	0	5.2	6	3	3	0	2	0	0	0	12	.286	0	0	1
Nunez Moya Jose Robe HON	R	4.91	0-0	2	0	0	0	0	3.2	1	2	2	6	7	1	0	0	12	.083	0	1	0
Garcia Sanchez David HON	L	5.79	0-1	1	1	0	0	0	4.2	5	6	3	7	2	0	0	0	19	.263	0	1	2
Parker Hernandez Mar ESA	R	5.79	0-0	2	0	0	0	0	4.2	6	4	3	2	4	1	0	0	17	.353	0	0	0
Ramirez Hernandez Pa CRC	R	5.79	0-1	1	1	0	0	0	4.2	7	8	3	5	4	1	0	0	22	.318	2	0	0

ABBREVIATIONS – ABREVIATURAS (IN ALPHABETICAL ORDER – EN ORDEN ALFABÉTICO)

OFENSIVA – HITTING			PITCHEO – PITCHING		
2B	Doubles	Dobles	2B	Doubles allowed	Dobles permitidos
3B	Triples	Triples	3B	Triples allowed	Triples permitidos
AB	At bats	Veces al bate	AB	At bats	Veces al bate
AVG	Batting average	Average de bateo	B/Avg	Opponent batting average	Average de bateo de los oponentes
BB	Base on balls	Base por bolas	BK	Balk	Balk
GDP	Grounded into double plays	Batazo para Doble Play	BB	Base on balls allowed	Bases por bolas concedidas
G	Games played	Juegos jugados	CG	Complete games	Juegos completo
H	Hits	Hits conectados	ER	Earned runs allowed	Carreras limpias permitidas
HP	Hit by pitch	Golpeado por el lanzador	ERA	Earned run average	Promedio de efectividad
HR	Homeruns	Cuadrangulares	IBB	Intentional base on balls allowed	Bases por bolas intencionales
IBB	Intentional base on balls	Base por bolas intencional	GP	Games pitched	Juegos lanzados
OB%	On base percentage	Promedio de embasado	GS	Games started	Juegos Iniciados
R	Runs scored	Carreras anotadas	H	Hits allowed	Hits permitidos
RBI	Runs batted in	Carreras impulsadas	HP	Hit by pitch	Golpeados por el lanzamiento
SB / ATT	Stolen bases / SB attempts	Baes Robadas / Intentos de robo	HR	Home runs allowed	Cuadrangulares permitidos
SF	Sacrifice flies	Sacrificio Fly	IP	Innings played	Entradas lanzadas
SH	Sacrifice hits	Toque de sacrificio	R	Runs allowed	Carreras permitidas
SLG%	Slugging percentage	Average de slugging	SO	Strikeouts	Ponches propinados
SO	Strikeouts	Ponches	SFA	Sacrifice flies allowed	Sacrificios fly permitidos
TB	Total bases	Total de bases alcanzadas por hit	SHA	Sacrifice hits allowed	Toques de sacrificio permitidos
			SHO	Shutouts / Combination shutouts	Blanqueos / Blanqueos combinados
			SV	Saves	Juegos salvados
			W-L	Wins/Losses	Juegos ganados/Perdidos
			WP	Wild pitches	Wild pitches

DEFENSA – FIELDING

A	Assists	Asistencias
C	Chances	Total de lances
CI	Catcher's interference	Interferencia del receptor
CSB	Caught stealing (by pitcher and catcher)	Atrapado robando (del lanzador y del receptor)
DP	Double plays participated in	Participaciones en doble play
E	Errors	Errores
FLD%	Fielding percentage	Promedio de defensa
PB	Passed balls (catcher)	Passed ball (receptor)
PO	Putouts	Outs (Eliminaciones)
SBA	Stolen bases allowed (pitcher and catcher)	Robos permitidos (lanzador y receptor)
SBA%	Stolen bases against percentage (pitcher and catcher)	Promedio de robos permitidos (lanzador y receptor)