



WBSC
AMERICAS
CAMPEONATO PREMUNDIAL DE BEISBOL
LA PAZ BAJA CALIFORNIA SUR

WBSC

AMERICAS

REPORTE DIARIO – DAILY REPORT





No. 3

7 DE NOVIEMBRE/NOVEMBER 7th, 2022




RONDA DE APERTURA – OPENING ROUND

POSICIÓN DE EQUIPOS – STANDINGS

GRUPO A – GROUP A

RK	TEAM – EQUIPO	GP	W	L	AVG	GB
1	 PANAMA	3	2	1	.667	-
1	 MEXICO	3	2	1	.667	-
3	 CUBA	2	1	1	.500	1.0
4	 NICARAGUA	2	0	2	.000	2.5

GRUPO B – GROUP B

RK	TEAM – EQUIPO	GP	W	L	AVG	GB
1	 USA	3	3	0	1.000	-
2	 PUERTO RICO	3	2	1	.667	1.0
3	 VENEZUELA	2	1	1	.500	1.5
4	 CANADA	2	0	2	.000	2.5
4	 PERÚ	2	0	2	.000	2.5

Los equipos son ordenados en atención a los Reglamentos Oficiales de WBSC Américas.

The teams are placed according to the Tournament Regulations for the WBSC Americas.

RONDA DE APERTURA – OPENING ROUND

CALENDARIO Y RESULTADOS – SCHEDULE AND RESULTS

GRUPO A – GROUP A

 CUBA

 NICARAGUA

 MEXICO

 PANAMA

GRUPO B – GROUP B

 CANADA

 PUERTO RICO

 PERÚ

 USA

 VENEZUELA

VIERNES 4 DE NOVIEMBRE – FRIDAY NOVEMBER 4, 2022

#	Hora Hour	Campo Stadium	Grupo Group	Equipo Visitante Away Team	Equipo Local Home Team	Score	Inn
1	14:00	ARTURO C. NAHL	A	 PANAMA	 NICARAGUA	4-3	
2	16:00	OSTIONEROS DE LA PLAYA	B	 PUERTO RICO	 CANADA	10-9	8
3	16:00	LEONARDO GASTELUM	B	 PERU	 USA	0-13	5
4	19:00	ARTURO C. NAHL	A	 CUBA	 MEXICO	1-2	

SÁBADO 5 DE NOVIEMBRE – SATURDAY NOVEMBER 5, 2022

#	Hora Hour	Campo Stadium	Grupo Group	Equipo Visitante Away Team	Equipo Local Home Team	Score	Inn
5	14:00	RODOLFO 'FITO' MONTAÑO	A	 CUBA	 PANAMA	6-2	
6	15:00	OSTIONEROS DE LA PLAYA	B	 CANADA	 VENEZUELA	2-3	
7	15:00	LEONARDO GASTELUM	B	 USA	 PUERTO RICO	15-2	5
8	19:00	ARTURO C. NAHL	A	 MEXICO	 NICARAGUA	13-4	

Hora local en Baja California Sur, México (GMT-7) / Local time in Baja California Sur, Mexico (GMT-7)

RONDA DE APERTURA – OPENING ROUND

CALENDARIO Y RESULTADOS – SCHEDULE AND RESULTS

DOMINGO 6 DE NOVIEMBRE – SUNDAY NOVEMBER 6, 2022

#	Hora Hour	Campo Stadium	Grupo Group	Equipo Visitante Away Team	Equipo Local Home Team	Score	Inn
9	10:00	LEONARDO GASTELUM	B	 PERU	 PUERTO RICO	9-10	
10	15:00	LEONARDO GASTELUM	B	 VENEZUELA	 USA	4-9	
11	19:00	ARTURO C. NAHL	A	 PANAMA	 MEXICO	6-2	

LUNES 7 DE NOVIEMBRE – MONDAY NOVEMBER 7, 2022

#	Hora Hour	Campo Stadium	Grupo Group	Equipo Visitante Away Team	Equipo Local Home Team	Score	Inn
12	15:00	OSTIONEROS DE LA PLAYA	B	 CANADA	 PERU		
13	15:00	LEONARDO GASTELUM	B	 PUERTO RICO	 VENEZUELA		
14	19:00	ARTURO C. NAHL	A	 NICARAGUA	 CUBA		

MARTES 8 DE NOVIEMBRE – TUESDAY NOVEMBER 8, 2022

#	Hora Hour	Campo Stadium	Grupo Group	Equipo Visitante Away Team	Equipo Local Home Team	Score	Inn
15	10:00	LEONARDO GASTELUM	B	 VENEZUELA	 PERU		
16	16:00	LEONARDO GASTELUM	B	 USA	 CANADA		

Hora local en Baja California Sur, México (GMT-7) / Local time in Baja California Sur, Mexico (GMT-7)

RESULTADO DEL JUEGO - GAME SUMMARY 09



PERU - PUERTO RICO



Nov 06, 2022 at Estadio Leonardo Gastelum

Peru.....220 001 4 - 9 6 1
Puerto Rico.....310 132 X - 10 10 2

Peru 9

PLAYER	AB	R	H	BI	2B	3B	HR	BB	SB	CS	HP	SH	SF	SO	IBB	KL	GDP	PO	A	E
MELONI BALTOIANO Ren 2b/p	3	1	0	0	0	0	0	1	0	0	0	0	0	3	0	1	0	1	3	0
PEREZ LLATAS Miguel rf/c	3	2	0	0	0	0	1	0	0	0	0	0	0	1	0	0	0	1	2	0
INAGAKI TANAKA Kenzo 3b/2b	4	1	1	0	0	0	0	0	0	0	0	0	0	2	0	1	0	1	0	0
MAS GREENLEE Kaedon ss	1	2	0	0	0	0	0	2	0	0	1	0	0	1	0	1	0	1	1	0
GARCIA NOLASCO Mauro p/3b	4	0	1	1	0	0	0	0	0	0	0	0	0	1	0	1	0	0	1	0
PINEDO NUNEZ Jorge A lb/rf	3	2	2	1	0	0	0	1	0	0	0	0	0	0	0	0	0	0	3	0
AREVALO CHUQUIPIONDO cf	2	1	0	0	0	0	0	1	0	0	0	0	0	2	0	1	0	3	0	1
CASAS TARAZONA Jose ph	1	0	0	0	0	0	0	0	0	0	0	0	0	1	0	0	0	0	0	0
TSUHA NAKAMURA Ryota lf	3	0	1	3	0	1	0	0	0	0	0	1	0	1	0	1	0	2	0	0
GARCIA FURUKAWA Luca c	0	0	0	1	0	0	0	0	0	0	0	1	0	0	0	0	0	1	2	0
DELGADO CHILCON Leon lb	3	0	1	0	0	0	0	0	0	0	0	0	0	2	0	1	0	5	0	0
Totals	27	9	6	6	0	1	0	6	0	0	1	2	0	14	0	7	0	18	9	1

Puerto Rico 10

PLAYER	AB	R	H	BI	2B	3B	HR	BB	SB	CS	HP	SH	SF	SO	IBB	KL	GDP	PO	A	E
GONZALEZ GARCIA Brya 2b	4	2	3	1	1	0	0	0	1	0	0	0	0	0	0	0	0	1	1	1
REYES LEON Jabdriel cf	3	2	2	0	0	0	1	2	1	0	0	0	0	0	0	0	0	0	0	0
PASTRANA FIGUEROA Ye lf	3	1	1	2	0	0	1	0	0	0	1	0	0	1	0	0	0	3	0	0
RIVERA SANTIAGO Brya dh	2	1	0	0	0	0	0	0	0	0	1	0	0	1	0	0	1	0	0	0
CARTAGENA GIERBOLINI 3b	3	1	1	1	0	0	1	0	0	0	0	0	0	1	0	0	0	0	1	1
MELLENDEZ MELLENDEZ Ya ss	3	0	0	0	0	0	0	0	0	0	0	0	0	2	0	1	0	1	0	0
REYES CAMACHO Jan Lu rf	3	1	1	0	0	0	0	0	1	0	0	0	0	0	0	0	0	0	0	0
ALFONSO RIVERA Diego lb	2	1	1	0	0	0	0	1	2	0	0	0	0	0	0	0	0	2	2	0
FONSECA ORTIZ Yahir lb	0	0	0	0	0	0	0	0	0	0	0	0	0	0	0	0	0	1	0	0
TORRES HORTA Hederic c	0	0	0	0	0	0	0	0	0	0	0	0	0	0	0	0	0	3	0	0
GONZALEZ SANCHEZ Jan c	2	1	1	1	0	0	0	0	0	0	0	0	1	0	0	0	0	10	1	0
PENA HERNANDEZ Braya p	0	0	0	0	0	0	0	0	0	0	0	0	0	0	0	0	0	0	0	0
VAZQUEZ OQUENDO Dewi p	0	0	0	0	0	0	0	0	0	0	0	0	0	0	0	0	0	0	0	0
Totals	25	10	10	5	1	0	2	2	6	1	2	0	1	5	0	1	1	21	5	2

Peru	IP	H	R	ER	BB	SO	WP	HP	BK	IBB	SH	SF	2B	3B	HR	AB	BF	FO	GO	NP
GARCIA NOLASCO Mauro L,0-1	4.0	6	7	7	2	4	5	2	0	0	0	1	1	0	1	16	21	4	3	77
MELONI BALTOIANO Ren	2.0	4	3	2	0	1	1	0	0	0	0	0	0	0	1	9	9	3	1	32
Puerto Rico	IP	H	R	ER	BB	SO	WP	HP	BK	IBB	SH	SF	2B	3B	HR	AB	BF	FO	GO	NP
PENA HERNANDEZ Braya W,1-0	5.0	2	5	1	5	9	3	0	0	0	2	0	0	0	0	17	24	3	4	91
VAZQUEZ OQUENDO Dewi SV,1	2.0	4	4	4	1	5	0	1	0	0	0	0	0	1	0	10	12	1	0	39

Umpires: HP-Jose Amador (MEX), 1B-Ramon Ojeda (MEX), 3B-Bernabe Osuna (MEX)
Scorers: Juan Cubillo (NCA)
TC: David Rivera (MEX)
Start: 10:00 Time: 2:36 Attendance: 100 Weather: Sunny, 24°C

RESULTADO DEL JUEGO - GAME SUMMARY 10



VENEZUELA – USA



Nov 06, 2022 at Estadio Leonardo Gastelum

Venezuela.....001 020 1 - 4 7 2
United States.....003 303 X - 9 7 1

Venezuela 4

PLAYER	AB	R	H	BI	2B	3B	HR	BB	SB	CS	HP	SH	SF	SO	IBB	KL	GDP	PO	A	E
MEZA DIAZ Adrian Sam lf	3	1	1	0	0	0	0	0	0	0	1	0	0	0	0	0	0	0	0	0
HERNANDEZ NAVARRO Ro 3b	3	0	1	1	0	0	0	1	0	0	0	0	0	0	0	0	0	2	1	1
CUEVA SOTO Danyer Jo ss	3	1	1	0	1	0	0	1	0	0	0	0	0	2	0	0	0	4	3	0
GUTIERREZ GOYO Antho cf	3	0	0	0	0	0	0	1	0	0	0	0	0	1	0	0	0	2	0	0
TORRES VARGAS Marcos rf	4	0	1	1	0	0	0	0	0	0	0	0	0	1	0	0	0	0	1	0
RIERA SEGOVIA Dennys 2b	3	0	0	0	0	0	0	0	0	0	1	0	0	3	0	0	0	2	1	0
MEZA GARMENDIA Luis c	3	0	1	0	0	0	0	1	0	0	0	0	0	1	0	1	0	4	1	0
SANCHEZ LEON Yohendr 1b	2	0	0	0	0	0	0	0	0	0	0	0	0	1	0	1	0	3	1	0
TOVAR CANELON Yimy J ph/lb	2	0	1	0	0	0	0	0	0	0	0	0	0	0	0	0	0	1	0	0
HERRERA Eduardo dh	2	2	1	0	0	0	0	1	0	0	0	0	0	1	0	0	0	0	0	0
HERRERA GONZALEZ Kei p	0	0	0	0	0	0	0	0	0	0	0	0	0	0	0	0	0	0	0	0
MARTINEZ RODRIGUEZ E p	0	0	0	0	0	0	0	0	0	0	0	0	0	0	0	0	0	0	0	0
SARMIENTO FARFAN Lui p	0	0	0	0	0	0	0	0	0	0	0	0	0	0	0	0	0	0	0	0
SUAREZ GAMEZ Jose Ma p	0	0	0	0	0	0	0	0	0	0	0	0	0	0	0	0	0	0	0	1
SANCHEZ DIAZ Sebasti p	0	0	0	0	0	0	0	0	0	0	0	0	0	0	0	0	0	0	0	0
Totals	28	4	7	2	1	0	0	5	0	0	2	0	0	10	0	2	0	18	8	2

United States 9

PLAYER	AB	R	H	BI	2B	3B	HR	BB	SB	CS	HP	SH	SF	SO	IBB	KL	GDP	PO	A	E
TORRES Michael cf	1	2	0	0	0	0	0	3	0	0	0	0	0	0	0	0	0	2	0	0
MARTIN Roman ss	3	3	1	3	0	0	1	1	0	0	0	0	0	1	0	1	0	2	1	0
MORLANDO PJ dh	3	1	1	1	0	0	1	0	0	0	1	0	0	1	0	1	0	0	0	0
BORBA Casey lb	3	1	2	4	0	0	1	1	0	0	0	0	0	0	0	0	0	6	0	0
FRANCO Noah rf	4	0	1	0	0	0	0	0	0	0	0	0	0	0	0	0	0	0	0	0
WINSLOW Macon c	2	0	0	0	0	0	1	0	0	1	0	0	0	0	0	0	0	7	2	1
ARAMBULA Daniel Orla 2b	3	0	1	1	0	0	0	0	0	0	0	0	0	0	0	0	1	1	2	0
ZANATELLO Nazzan 3b	2	1	0	0	0	0	0	1	2	0	0	0	0	0	0	0	0	1	2	0
BELL Talan lf	2	1	1	0	0	0	1	0	1	0	0	0	1	0	0	0	0	2	0	0
MESSINA Carson p	0	0	0	0	0	0	0	0	0	0	0	0	0	0	0	0	0	0	0	0
RIZY Mavrick p	0	0	0	0	0	0	0	0	0	0	0	0	0	0	0	0	0	0	0	0
CHAMPION Matthew p	0	0	0	0	0	0	0	0	0	0	0	0	0	0	0	0	0	0	0	0
Totals	23	9	7	9	0	0	3	8	2	1	2	0	0	3	0	2	1	21	7	1

Venezuela	IP	H	R	ER	BB	SO	WP	HP	BK	IBB	SH	SF	2B	3B	HR	AB	BF	FO	GO	NP
HERRERA GONZALEZ Kei L,0-1	2.0	1	3	2	4	1	1	2	0	0	0	0	0	0	0	7	13	0	4	54
MARTINEZ RODRIGUEZ E	1.0	1	0	0	0	0	0	0	0	0	0	0	0	0	0	3	3	2	0	6
SARMIENTO FARFAN Lui	0.2	3	3	3	1	0	0	0	0	0	0	0	0	0	2	4	5	1	0	17
SUAREZ GAMEZ Jose Ma	1.1	1	2	2	3	1	1	0	1	0	0	0	0	0	0	5	8	2	1	29
SANCHEZ DIAZ Sebasti	1.0	1	1	1	0	1	0	0	0	0	0	0	0	0	1	4	4	2	0	15
United States	IP	H	R	ER	BB	SO	WP	HP	BK	IBB	SH	SF	2B	3B	HR	AB	BF	FO	GO	NP
MESSINA Carson	4.1	3	3	2	5	7	3	1	0	0	0	0	0	0	16	22	4	2	83	
RIZY Mavrick W,1-0	1.2	1	0	0	0	2	0	1	0	0	0	0	0	0	6	7	2	1	30	
CHAMPION Matthew	1.0	3	1	1	0	1	1	0	0	0	0	0	1	0	0	6	6	0	2	15

Umpires: HP-Jorge Yee (MEX), 1B-Alejandro Gomez (MEX), 3B-Luis Lopez (MEX)
Scorers: Karina Mota (MEX)
TC: Fernando Soto (MEX)
Start: 15:11 Time: 3:06 Attendance: 120 Weather: Sunny, 26°C

RESULTADO DEL JUEGO - GAME SUMMARY 11



PANAMÁ – MEXICO



Nov 06, 2022 at Estadio Arturo C. Nahl

Panama.....113 010 0 - 6 7 3
Mexico.....001 010 0 - 2 4 5

Panama 6

PLAYER	AB	R	H	BI	2B	3B	HR	BB	SB	CS	HP	SH	SF	SO	IBB	KL	GDP	PO	A	E
ESCUADERO ORTIZ Luis 2b	2	0	1	1	1	0	0	1	0	0	0	1	0	1	0	1	0	2	2	2
GAMBA SAMANIEGO Joaq rf	4	0	0	0	0	0	0	0	0	0	0	0	0	0	0	0	1	1	0	0
ALDERETE BARRIA ALFR 3b	3	2	0	0	0	0	0	1	0	0	0	0	1	0	0	0	0	2	3	0
PINTO VEGA DEREK JAV c	4	1	2	0	0	0	0	0	0	0	0	0	0	0	0	0	0	6	1	1
RODRIGUEZ MORENO Ang dh	3	2	2	1	1	0	0	1	1	0	0	0	0	0	0	0	0	0	0	0
CHAVEZ ARAUZ Alexand lb	3	0	0	1	0	0	0	0	0	0	0	0	1	0	0	0	0	8	0	0
WALDEN ALFARO EDWIN lf	4	0	0	0	0	0	0	0	0	0	0	0	0	0	0	0	0	1	0	0
WOOD MARTINEZ JAY JO cf	1	0	0	0	0	0	0	2	0	0	0	0	0	0	0	0	0	0	0	0
LEZCANO DE GRACIA Ye ss	3	1	2	0	0	0	0	0	0	0	0	0	0	0	0	0	0	1	3	0
AGUILAR GONZALEZ Lui p	0	0	0	0	0	0	0	0	0	0	0	0	0	0	0	0	0	0	0	0
DIAS JIMENEZ Carlos p	0	0	0	0	0	0	0	0	0	0	0	0	0	0	0	0	0	0	0	0
Totals	27	6	7	3	2	0	0	5	1	0	0	1	1	2	0	1	1	21	9	3

Mexico 2

PLAYER	AB	R	H	BI	2B	3B	HR	BB	SB	CS	HP	SH	SF	SO	IBB	KL	GDP	PO	A	E
GUTIERREZ ENRIQUEZ C cf	2	2	1	0	0	0	0	2	2	0	0	0	0	1	0	0	0	4	0	1
LUGO VAZQUEZ EDGAR E 2b	4	0	1	0	0	0	0	0	1	0	0	0	0	0	0	0	0	0	4	0
ARREDONDO Angel ss	3	0	1	1	0	0	0	0	0	0	0	0	0	1	0	1	0	1	2	1
ROMERO VARGAS Yael A dh	2	0	0	0	0	0	0	1	0	0	0	0	0	0	0	0	0	0	0	0
LUCERO FLORES CRISTH lf	3	0	0	0	0	0	0	0	0	0	0	0	0	1	0	0	0	0	0	0
CONTRERAS VALDEZ SAN lb	2	0	0	0	0	0	0	0	0	0	0	0	0	2	0	1	0	8	0	0
GASTELUM GUTIERREZ S ph/lb	1	0	0	0	0	0	0	0	0	0	0	0	0	1	0	0	0	3	0	0
SANCHEZ SANCHEZ JOSE c	2	0	0	0	0	0	0	1	0	0	0	0	0	1	0	1	0	3	0	3
CANO HERNANDEZ Ichir 3b	3	0	0	0	0	0	0	0	0	0	0	0	0	0	0	0	0	0	4	0
ARIAS SANCHEZ ISRAEL rf	3	0	1	0	0	0	0	0	0	0	0	0	0	0	0	0	0	2	0	0
PARRA SOTO ALEXIS FE p	0	0	0	0	0	0	0	0	0	0	0	0	0	0	0	0	0	0	0	0
ALVAREZ RIOS JORGE I p	0	0	0	0	0	0	0	0	0	0	0	0	0	0	0	0	0	0	0	0
SORIA CONTRERAS Osca p	0	0	0	0	0	0	0	0	0	0	0	0	0	0	0	0	0	0	0	0
TIRADO TIRADO Juan P p	0	0	0	0	0	0	0	0	0	0	0	0	0	0	0	0	0	0	1	0
MENDIETA DEL ANGEL A p	0	0	0	0	0	0	0	0	0	0	0	0	0	0	0	0	0	0	1	0
Totals	25	2	4	1	0	0	0	4	3	0	0	0	0	7	0	3	0	21	12	5

Panama IP H R ER BB SO WP HP BK IBB SH SF 2B 3B HR AB BF FO GO NP

AGUILAR GONZALEZ Lui W,1-0 4.1 4 2 1 4 5 1 0 0 0 0 0 0 0 0 0 17 21 1 5 85
DIAS JIMENEZ Carlos 2.2 0 0 0 0 2 0 0 0 0 0 0 0 0 0 0 8 8 3 3 31

Mexico IP H R ER BB SO WP HP BK IBB SH SF 2B 3B HR AB BF FO GO NP

PARRA SOTO ALEXIS FE L,0-1 2.0 3 2 2 3 1 2 0 0 0 0 0 0 1 0 0 8 11 1 3 39
ALVAREZ RIOS JORGE I 1.0 2 3 1 1 0 1 0 0 0 0 0 1 1 0 0 5 7 2 1 23
SORIA CONTRERAS Osca 2.0 1 1 0 1 0 0 0 0 0 0 0 0 0 0 0 7 8 3 3 18
TIRADO TIRADO Juan P 1.0 1 0 0 0 1 0 0 0 0 1 0 0 0 0 0 4 5 1 1 21
MENDIETA DEL ANGEL A 1.0 0 0 0 0 0 0 0 0 0 0 0 0 0 0 0 3 3 0 3 7

Umpires: HP-Jackson Herrera (NCA), 1B-Carlos Leal (VEN), 2B-Ariel Diaz (CUB), 3BFernando Ibañez (PAN)

Scorers: Pablo Morales (MEX), Roberto Gonzalez (CUB), Gabriel Almaraz (MEX)

TC: Angel Cruz (MEX)

Start: 19:07 Time: 2:46 Attendance: 250 Weather: Partly cloudy, 27°

ESTADÍSTICAS DE EQUIPO – TEAM'S STATS



CANADA

CAN

Record: Tournament: 0-2 / Opening Round: 0-2 /

(All Games, Sorted by Batting Avg)

#	PLAYER	AVG	GP-GS	AB	R	H	2B	3B	HR	RBI	TB	SLG%	BB	HP	SO	GDP	OB%	SF	SH	SB-ATT
21	Shaw Samuel Elliot	.571	2-2	7	0	4	3	0	0	4	7	1.000	2	0	1	0	.667	0	0	0-0
11	VALDES Jorge	.500	2-2	8	2	4	0	0	0	1	4	.500	1	0	0	0	.556	0	0	0-2
46	Doucette Ty	.500	2-2	4	0	2	1	0	0	2	3	.750	4	0	0	0	.750	0	0	0-0
26	KONINGS Noah	.333	2-2	6	1	2	0	0	0	0	2	.333	1	0	1	0	.429	0	0	0-0
23	DICK Cardel	.250	1-1	4	1	1	0	0	0	0	1	.250	1	0	1	0	.400	0	0	0-0
35	Hamilton Ty Antony	.167	2-2	6	1	1	0	0	0	1	1	.167	2	0	3	0	.375	0	0	0-0
4	Hall Tyrus Martin	.143	2-1	7	3	1	1	0	0	2	2	.286	0	0	2	0	.143	0	0	0-0
34	Naylor Myles-Jaxon	.111	2-2	9	2	1	1	0	0	0	2	.222	0	0	4	0	.111	0	0	0-0
13	Lawson Brendan	.000	1-1	1	0	0	0	0	0	0	0	.000	0	0	0	0	.000	0	0	0-0
17	MACLEOD Cam	.000	1-1	3	0	0	0	0	0	0	0	.000	0	0	3	0	.000	0	0	0-0
38	O'Hearn Keegan Jam	.000	2-2	4	1	0	0	0	0	1	0	.000	4	0	2	0	.500	0	0	0-0
Totals		.271		59	11	16	6	0	0	11	22	.373	15	0	17	0	.419	0	0	0-2
Opponents		.232		56	13	13	1	0	3	9	23	.411	9	1	17	1	.343	1	0	1-1

(All Games, Sorted by Earned Run Avg)

#	PLAYER	ERA	W-L	SV	IP	G	GS	CG	SHO	H	R	ER	BB	SO	2B	3B	HR	AB	B/Avg	WP	HP	BK	IBB	SHA	SFA
31	SOKE Benjamin	0.00	0-0	0	2.0	1	0	0	0	0	0	0	0	3	0	0	0	6	.000	0	0	0	0	0	0
36	YUSYPCHUK Michael	0.00	0-0	0	0.0	1	0	0	0	0	2	2	2	0	0	0	0	.NAN	0	0	0	0	0	0	0
45	Brown Matthew	0.00	0-1	0	1.0	1	0	0	0	0	2	0	2	0	0	0	0	3	.000	0	1	0	0	0	0
30	DONNISON Matthew	0.00	0-0	0	1.0	1	0	0	0	0	0	0	1	3	0	0	0	3	.000	2	0	0	0	0	0
8	CAREY Tate	2.63	0-1	0	2.2	1	0	0	0	2	1	1	1	3	0	0	0	10	.200	0	0	0	0	0	0
15	Pineau John Sommer	3.50	0-0	0	4.0	1	1	0	0	5	2	2	2	1	0	0	1	16	.313	0	0	0	0	0	0
7	Cisneros Makaio He	7.00	0-0	0	1.0	1	0	0	0	1	1	1	0	1	1	0	0	3	.333	1	0	0	0	0	1
28	Usselman Reece Isa	11.67	0-0	0	3.0	1	1	0	0	5	5	5	1	6	0	0	2	15	.333	0	0	0	0	0	0
Totals		5.25	0-2	0	14.2	2	2	0	0	13	13	11	9	17	1	0	3	56	.232	3	1	0	0	0	1
Opponents		3.73	2-0	1	15.0	2	2	0	0	16	11	8	15	17	6	0	0	59	.271	2	0	0	1	0	0

(All Games, Sorted by Fielding Pct)

#	PLAYER	C	PO	A	E	DP	FLD%	CSB	SBA	SBA%	CI	PB
23	DICK Cardel	14	14	0	0	0	1.000	0	1	1.000	0	1
21	Shaw Samuel Elliot	7	3	4	0	1	1.000	0	0	0	0	0
4	Hall Tyrus Martin	6	3	3	0	1	1.000	0	0	0	0	0
17	MACLEOD Cam	5	5	0	0	0	1.000	0	0	0	0	0
34	Naylor Myles-Jaxon	3	0	3	0	0	1.000	0	0	0	0	0
38	O'Hearn Keegan Jam	3	3	0	0	0	1.000	0	0	0	0	0
11	VALDES Jorge	2	2	0	0	0	1.000	0	0	0	0	0
13	Lawson Brendan	1	0	1	0	0	1.000	0	0	0	0	0
15	Pineau John Sommer	1	0	1	0	0	1.000	0	0	0	0	0
46	Doucette Ty	13	12	0	1	1	.923	0	0	0	0	0
35	Hamilton Ty Antony	3	2	0	1	0	.667	0	0	0	0	0
Totals		58	44	12	2	1	.966	0	1	1.000	0	1
Opponents		66	45	17	4	0	.939	2	0	.000	0	0

ESTADÍSTICAS DE EQUIPO – TEAM'S STATS



CUBA

CUB

Record: Tournament: 1-1 / Opening Round: 1-1 /

(All Games, Sorted by Batting Avg)

#	PLAYER	AVG	GP-GS	AB	R	H	2B	3B	HR	RBI	TB	SLG%	BB	HP	SO	GDP	OB%	SF	SH	SB-ATT
3	Argudin Ortega Mar	.375	2-2	8	0	3	1	0	0	3	4	.500	0	0	0	0	.375	0	0	0-0
32	Marti Sanchez Samu	.333	2-2	6	3	2	0	0	0	1	2	.333	2	0	3	0	.500	0	0	0-1
15	Hernandez Castello	.333	2-2	6	0	2	0	0	0	1	2	.333	2	0	0	0	.500	0	0	0-0
16	Perez Davila Julio	.200	2-2	5	0	1	0	0	0	0	1	.200	3	0	1	0	.500	0	0	0-0
17	Madrazo Blanco Bor	.167	2-2	6	1	1	0	1	0	0	3	.500	1	0	3	0	.286	0	0	0-0
13	Cerece Montero Jos	.000	2-2	2	0	0	0	0	0	0	0	.000	2	2	1	0	.667	0	0	1-1
11	Lopez Bernal Yoelv	.000	1-1	1	0	0	0	0	0	0	0	.000	2	0	1	0	.667	0	0	0-0
7	Ibanez Garcia Daya	.000	1-1	4	0	0	0	0	0	0	0	.000	0	0	1	0	.000	0	0	0-0
2	Diaz Hernandez Dan	.000	2-2	5	2	0	0	0	0	0	0	.000	0	2	1	0	.286	0	0	0-0
10	Rodriguez Aguero E	.000	2-2	6	1	0	0	0	0	0	0	.000	0	1	3	0	.143	0	0	0-0
Totals		.184		49	7	9	1	1	0	5	12	.245	12	5	13	1	.394	0	0	1-2
Opponents		.116		43	4	5	0	0	1	4	8	.186	7	1	8	0	.250	1	0	0-2

(All Games, Sorted by Earned Run Avg)

#	PLAYER	ERA	W-L	SV	IP	G	GS	CG	SHO	H	R	ER	BB	SO	2B	3B	HR	AB	B/Avg	WP	HP	BK	IBB	SHA	SFA
19	Hecheverria Gonzal	0.00	1-0	0	5.2	2	0	0	0	3	0	0	1	2	0	0	0	18	.167	1	0	0	0	0	1
18	Borges Perez Orisb	0.00	0-0	1	3.0	2	0	0	0	0	0	0	0	2	0	0	0	10	.000	0	0	0	0	0	0
24	Neira Mendoza Migu	3.50	0-1	0	4.0	1	1	0	0	1	2	2	5	4	0	0	1	13	.077	1	0	1	0	0	0
21	Flores Casanova Mi	42.00	0-0	0	0.1	1	1	0	0	1	2	2	1	0	0	0	0	2	.500	0	1	0	0	0	0
Totals		2.15	1-1	1	13.0	2	2	0	0	5	4	4	7	8	0	0	1	43	.116	2	1	1	0	0	1
Opponents		2.00	1-1	1	14.0	2	2	0	0	9	7	4	12	13	1	1	0	49	.184	2	5	0	0	0	0

(All Games, Sorted by Fielding Pct)

#	PLAYER	C	PO	A	E	DP	FLD%	CSB	SBA	SBA%	CI	PB
10	Rodriguez Aguero E	15	13	2	0	0	1.000	0	0	0	0	0
16	Perez Davila Julio	10	9	1	0	0	1.000	1	0	.000	0	0
2	Diaz Hernandez Dan	9	5	4	0	0	1.000	0	0	0	0	0
15	Hernandez Castello	5	5	0	0	0	1.000	0	0	0	0	0
3	Argudin Ortega Mar	3	3	0	0	0	1.000	0	0	0	0	0
19	Hecheverria Gonzal	2	1	1	0	0	1.000	0	0	0	0	0
24	Neira Mendoza Migu	1	0	1	0	0	1.000	1	0	.000	0	0
32	Marti Sanchez Samu	1	1	0	0	0	1.000	0	0	0	0	0
17	Madrazo Blanco Bor	9	2	6	1	0	.889	0	0	0	0	0
13	Cerece Montero Jos	4	0	3	1	0	.750	0	0	0	0	0
Totals		59	39	18	2	0	.966	2	0	.000	0	0
Opponents		71	42	26	3	1	.958	1	1	.500	0	1

ESTADÍSTICAS DE EQUIPO – TEAM'S STATS



MEXICO

MEX

Record: Tournament: 2-1 / Opening Round: 2-1 /

(All Games, Sorted by Batting Avg)

#	PLAYER	AVG	GP-GS	AB	R	H	2B	3B	HR	RBI	TB	SLG%	BB	HP	SO	GDP	OB%	SF	SH	SB-ATT
9	GUTIERREZ ENRIQUEZ	.444	3-3	9	4	4	2	0	0	3	6	.667	3	0	1	0	.583	0	0	2-2
25	ARREDONDO PEREZ An	.400	3-3	10	3	4	1	0	1	4	8	.800	1	0	3	0	.455	0	0	1-1
44	ROMERO VARGAS Yael	.333	3-3	6	2	2	0	0	1	3	5	.833	4	0	0	0	.600	0	0	0-0
20	LUGO VAZQUEZ EDGAR	.300	3-3	10	2	3	0	0	1	2	6	.600	2	0	4	0	.417	0	0	1-1
10	SANCHEZ SANCHEZ JO	.286	3-3	7	0	2	0	0	0	2	2	.286	3	0	2	0	.500	0	0	0-0
16	ARIAS SANCHEZ ISAE	.200	3-1	5	1	1	0	0	0	0	1	.200	0	0	1	0	.200	0	0	0-0
1	GASTELUM GUTIERREZ	.167	3-2	6	1	1	0	0	0	0	1	.167	1	0	2	0	.286	0	0	0-0
8	LUCERO FLORES CRIS	.143	3-3	7	2	1	0	0	0	0	1	.143	2	0	2	0	.333	0	1	0-0
11	CONTRERAS VALDEZ S	.000	3-3	7	1	0	0	0	0	0	0	.000	2	0	6	0	.222	0	0	0-1
7	CANO HERNANDEZ Ich	.000	3-3	9	1	0	0	0	0	1	0	.000	1	0	1	0	.100	0	0	0-0
Totals		.237		76	17	18	3	0	3	15	30	.395	19	0	22	0	.389	0	1	4-5
Opponents		.208		77	11	16	2	0	0	8	18	.234	17	2	21	1	.361	1	1	2-2

(All Games, Sorted by Earned Run Avg)

#	PLAYER	ERA	W-L	SV	IP	G	GS	CG	SHO	H	R	ER	BB	SO	2B	3B	HR	AB	B/Avg	WP	HP	BK	IBB	SHA	SFA
19	MENDIETA DEL ANGEL	0.00	0-0	1	2.0	2	0	0	0	0	0	0	0	2	0	0	0	6	.000	0	0	0	0	0	0
14	MORENO FAVELA ADAN	0.00	0-0	0	1.0	1	0	0	0	2	0	0	0	2	0	0	0	5	.400	0	0	0	0	0	0
2	CRUZ GUAJARDO HUMB	0.00	1-0	0	2.0	1	0	0	0	1	0	0	0	3	0	0	0	7	.143	0	0	0	0	0	0
6	TIRADO TIRADO Juan	0.00	0-0	0	1.1	2	0	0	0	1	0	0	2	1	0	0	0	5	.200	0	0	0	0	1	0
17	LOPEZ MIRANDA Jesu	0.00	0-0	0	2.2	1	1	0	0	1	0	0	3	4	0	0	0	9	.111	1	1	0	0	0	0
24	Soria Contreras Os	0.00	0-0	0	3.2	2	0	0	0	1	1	0	2	2	0	0	0	12	.083	0	0	0	0	0	0
27	ALVAREZ RIOS JORGE	6.00	1-0	0	2.1	2	0	0	0	4	4	2	2	2	1	0	0	11	.364	2	1	0	0	0	1
4	LUNA RODRIGUEZ JOR	7.00	0-0	0	1.0	1	0	0	0	1	1	1	2	1	0	0	0	4	.250	2	0	0	0	0	0
5	PARRA SOTO ALEXIS	7.00	0-1	0	2.0	1	1	0	0	3	2	2	3	1	1	0	0	8	.375	2	0	0	0	0	0
23	LOPEZ AHUMADA CHRI	7.00	0-0	0	3.0	1	1	0	0	2	3	3	3	3	0	0	0	10	.200	2	0	0	0	0	0
Totals		2.67	2-1	1	21.0	3	3	0	0	16	11	8	17	21	2	0	0	77	.208	9	2	0	0	1	1
Opponents		5.60	1-2	0	20.0	3	3	0	0	18	17	16	19	22	3	0	3	76	.237	3	0	2	0	1	0

(All Games, Sorted by Fielding Pct)

#	PLAYER	C	PO	A	E	DP	FLD%	CSB	SBA	SBA%	CI	PB
20	LUGO VAZQUEZ EDGAR	10	2	8	0	1	1.000	0	0	0	0	0
44	ROMERO VARGAS Yael	10	9	1	0	0	1.000	0	0	0	0	0
1	GASTELUM GUTIERREZ	7	7	0	0	0	1.000	0	0	0	0	0
7	CANO HERNANDEZ Ich	6	0	6	0	0	1.000	0	0	0	0	0
8	LUCERO FLORES CRIS	2	1	1	0	0	1.000	0	0	0	0	0
16	ARIAS SANCHEZ ISAE	2	2	0	0	0	1.000	0	0	0	0	0
19	MENDIETA DEL ANGEL	1	0	1	0	0	1.000	0	0	0	0	0
6	TIRADO TIRADO Juan	1	0	1	0	0	1.000	0	0	0	0	0
23	LOPEZ AHUMADA CHRI	1	1	0	0	0	1.000	0	0	0	0	0
17	LOPEZ MIRANDA Jesu	1	0	1	0	0	1.000	0	0	0	0	0
11	CONTRERAS VALDEZ S	19	17	1	1	1	.947	0	0	0	0	0
9	GUTIERREZ ENRIQUEZ	10	9	0	1	0	.900	0	0	0	0	0
25	ARREDONDO PEREZ An	9	2	6	1	1	.889	0	0	0	0	0
10	SANCHEZ SANCHEZ JO	16	13	0	3	0	.813	0	2	1.000	0	0
Totals		95	63	26	6	1	.937	0	2	1.000	0	0
Opponents		90	60	26	4	1	.956	1	4	.800	0	0

ESTADÍSTICAS DE EQUIPO – TEAM'S STATS



NICARAGUA

NCA

Record: Tournament: 0-2 / Opening Round: 0-2 /

(All Games, Sorted by Batting Avg)

#	PLAYER	AVG	GP-GS	AB	R	H	2B	3B	HR	RBI	TB	SLG%	BB	HP	SO	GDP	OB%	SF	SH	SB-ATT
27	Perez Marin Melvin	.500	2-2	4	1	2	0	0	0	3	2	.500	2	0	1	0	.667	0	0	0-0
82	Cortez Bello Jhefe	.333	2-2	6	1	2	0	0	0	4	2	.333	1	0	2	0	.429	0	0	0-0
29	Jimenez Gazo Santi	.333	2-1	3	0	1	0	0	0	0	1	.333	0	0	0	0	.333	0	0	0-0
71	MUNGUIA ALVAREZ Br	.286	2-2	7	0	2	0	0	0	0	2	.286	0	0	1	0	.286	0	0	0-0
33	Valenzuela Cruz Ch	.250	2-2	4	0	1	0	0	0	0	1	.250	2	0	0	0	.500	0	0	0-0
38	Urey Tercero Jose	.200	2-2	5	1	1	0	0	0	0	1	.200	2	0	4	0	.429	0	0	0-0
2	LOAISIGA VANEGAS D	.167	2-2	6	1	1	0	0	0	0	1	.167	1	0	2	0	.286	0	0	0-0
9	Rivas Gaitan Denze	.000	2-2	5	0	0	0	0	0	0	0	.000	1	0	1	0	.167	0	0	0-0
4	Fernandez Vanegas	.000	2-0	1	1	0	0	0	0	0	0	.000	0	0	1	0	.000	0	0	0-0
99	BENAVIDES TREJOS M	.000	2-1	4	0	0	0	0	0	0	0	.000	0	0	0	0	.000	0	0	0-0
6	Castillo Vargas Vi	.000	2-2	3	2	0	0	0	0	0	0	.000	2	1	1	1	.500	0	0	0-0
Totals		.208		48	7	10	0	0	0	7	10	.208	11	1	13	1	.367	0	0	0-0
Opponents		.288		52	17	15	3	0	2	16	24	.462	17	1	16	1	.471	0	1	1-3

(All Games, Sorted by Earned Run Avg)

#	PLAYER	ERA	W-L	SV	IP	G	GS	CG	SHO	H	R	ER	BB	SO	2B	3B	HR	AB	B/Avg	WP	HP	BK	IBB	SHA	SFA
5	CASTRO GUTIERREZ D	0.00	0-0	0	0.1	1	0	0	0	0	0	0	1	1	0	0	0	1	.000	0	1	0	0	0	0
23	Alvarez Pena Larry	0.00	0-0	0	1.2	1	0	0	0	0	0	0	2	2	0	0	0	5	.000	1	0	0	0	0	0
12	Robleto Leal Franc	1.40	0-0	0	5.0	1	1	0	0	3	1	1	3	5	0	0	0	15	.200	0	0	0	0	0	0
26	Castro Rivas Eyner	10.50	0-0	0	2.0	1	0	0	0	1	3	3	2	1	0	0	0	5	.200	0	0	0	0	1	0
52	Guido Andy Daniel	12.00	0-1	0	2.1	1	1	0	0	7	4	4	2	6	2	0	1	14	.500	0	0	1	0	0	0
7	CASTILLO VARGAS St	14.00	0-0	0	1.0	1	0	0	0	2	2	2	2	0	0	0	0	3	.000	0	0	0	0	0	0
31	Montano Diaz Bryan	21.00	0-0	0	0.2	1	0	0	0	2	2	2	1	0	0	0	1	4	.500	0	0	0	0	0	0
8	Quezada Garcia Jos	21.00	0-1	0	0.1	1	0	0	0	0	1	1	2	1	0	0	0	1	.000	0	0	0	0	0	0
17	Baca Sampson Derek	42.00	0-0	0	0.2	2	0	0	0	2	4	4	2	0	1	0	0	4	.500	0	0	0	0	0	0
Totals		8.50	0-2	0	14.0	2	2	0	0	15	17	17	17	16	3	0	2	52	.288	1	1	1	0	1	0
Opponents		3.50	2-0	0	14.0	2	2	0	0	10	7	7	11	13	0	0	0	48	.208	6	1	0	0	0	0

(All Games, Sorted by Fielding Pct)

#	PLAYER	C	PO	A	E	DP	FLD%	CSB	SBA	SBA%	CI	PB
82	Cortez Bello Jhefe	9	7	2	0	0	1.000	0	0	0	0	0
99	BENAVIDES TREJOS M	9	8	1	0	0	1.000	0	1	1.000	0	0
29	Jimenez Gazo Santi	9	6	3	0	0	1.000	2	0	.000	0	0
33	Valenzuela Cruz Ch	8	8	0	0	1	1.000	0	0	0	0	0
71	MUNGUIA ALVAREZ Br	5	3	2	0	0	1.000	0	0	0	0	0
27	Perez Marin Melvin	5	2	3	0	1	1.000	0	0	0	0	0
38	Urey Tercero Jose	4	1	3	0	0	1.000	0	0	0	0	0
6	Castillo Vargas Vi	3	2	1	0	0	1.000	0	0	0	0	0
2	LOAISIGA VANEGAS D	2	2	0	0	0	1.000	0	0	0	0	0
31	Montano Diaz Bryan	2	2	0	0	0	1.000	0	0	0	0	0
12	Robleto Leal Franc	2	0	2	0	0	1.000	0	0	0	0	0
23	Alvarez Pena Larry	2	1	1	0	0	1.000	0	0	0	0	0
17	Baca Sampson Derek	1	0	1	0	0	1.000	0	0	0	0	0
26	Castro Rivas Eyner	3	0	2	1	0	.667	0	0	0	0	0
Totals		64	42	21	1	1	.984	2	1	.333	0	0
Opponents		61	42	18	1	1	.984	0	0	0	0	0

ESTADÍSTICAS DE EQUIPO - TEAM'S STATS



PANAMA

PAN

Record: Tournament: 2-1 / Opening Round: 2-1 /

(All Games, Sorted by Batting Avg)

#	PLAYER	AVG	GP-GS	AB	R	H	2B	3B	HR	RBI	TB	SLG%	BB	HP	SO	GDP	OB%	SF	SH	SB-ATT
9	WOOD MARTINEZ JAY	.500	3-3	4	0	2	0	0	0	1	2	.500	4	0	1	0	.750	0	0	0-2
0	LEZCANO DE GRACIA	.400	2-2	5	1	2	0	0	0	2	2	.400	0	0	1	1	.400	0	0	0-0
16	RODRIGUEZ MORENO A	.375	3-3	8	3	3	1	0	0	2	4	.500	2	0	1	0	.500	0	0	1-2
26	PINTO VEGA DEREK J	.333	3-3	9	1	3	0	0	0	1	3	.333	0	0	0	0	.333	0	0	0-0
7	LEZCANO PARDO RODE	.333	2-1	3	0	1	0	0	0	0	1	.333	0	0	0	0	.333	0	0	0-0
50	ESCUDERO ORTIZ Lui	.143	3-3	7	1	1	1	0	0	1	2	.286	3	0	1	0	.400	0	1	0-0
77	WALDEN ALFARO EDWI	.125	3-3	8	1	1	0	0	0	0	1	.125	1	0	0	0	.222	0	0	0-0
41	ALDERETE BARRIA AL	.000	3-2	5	3	0	0	0	0	1	0	.000	2	0	1	0	.250	1	0	0-0
2	APARICIO QUIROZ JO	.000	2-1	4	0	0	0	0	0	0	0	.000	0	0	2	0	.000	0	0	0-0
74	CHAVEZ ARAUZ Alexa	.000	3-3	8	0	0	0	0	0	2	0	.000	0	1	1	0	.100	1	0	0-0
1	GAMBA SAMANIEGO Jo	.000	3-3	8	2	0	0	0	0	1	0	.000	2	1	1	1	.273	0	0	0-0
90	TIVEY ROMERO RICAR	.000	2-0	2	0	0	0	0	0	0	0	.000	0	0	2	0	.000	0	0	0-0
Totals		.183		71	12	13	2	0	0	9	15	.211	14	2	11	2	.326	2	1	1-4
Opponents		.194		72	11	14	1	1	0	8	17	.236	15	4	14	2	.363	0	0	3-4

(All Games, Sorted by Earned Run Avg)

#	PLAYER	ERA	W-L	SV	IP	G	GS	CG	SHO	H	R	ER	BB	SO	2B	3B	HR	AB	B/Avg	WP	HP	BK	IBB	SHA	SFA
6	DIAS JIMENEZ Carlo	0.00	1-0	0	4.2	2	0	0	0	2	0	0	0	5	0	0	0	14	.143	1	0	0	0	0	0
27	VELASCO SAEZ Ismae	0.00	0-0	0	1.0	1	0	0	0	0	0	0	0	0	0	0	0	3	.000	0	0	0	0	0	0
10	VARGAS CALDERON EM	0.00	0-0	0	2.1	1	0	0	0	2	2	0	2	0	0	0	0	8	.250	0	2	0	0	0	0
70	BAULES VANHORN JEZ	0.00	0-0	0	1.1	1	0	0	0	1	1	0	1	1	1	0	0	4	.250	0	0	0	0	0	0
44	AGUILAR GONZALEZ L	1.62	1-0	0	4.1	1	1	0	0	4	2	1	4	5	0	0	0	17	.235	1	0	0	0	0	0
30	SAAVEDRA CHAVEZ JO	3.23	0-0	0	4.1	1	0	0	0	2	2	2	3	0	0	0	0	14	.143	0	0	0	0	0	0
48	MORENO VASQUEZ MAN	9.00	0-1	0	2.1	1	1	0	0	3	3	3	2	2	0	1	0	10	.300	0	1	0	0	0	0
93	ARDINES ADRIAN	10.50	0-0	0	0.2	1	1	0	0	0	1	1	3	1	0	0	0	2	.000	1	1	0	0	0	0
Totals		2.33	2-1	0	21.0	3	3	0	0	14	11	7	15	14	1	1	0	72	.194	3	4	0	0	0	0
Opponents		3.00	1-2	1	21.0	3	3	0	0	13	12	9	14	11	2	0	0	71	.183	4	2	0	0	1	2

(All Games, Sorted by Fielding Pct)

#	PLAYER	C	PO	A	E	DP	FLD%	CSB	SBA	SBA%	CI	PB
41	ALDERETE BARRIA AL	13	5	8	0	1	1.000	0	0	0	0	0
0	LEZCANO DE GRACIA	10	2	8	0	1	1.000	0	0	0	0	0
7	LEZCANO PARDO RODE	9	9	0	0	1	1.000	0	0	0	0	0
2	APARICIO QUIROZ JO	4	4	0	0	0	1.000	0	0	0	0	0
1	GAMBA SAMANIEGO Jo	4	2	2	0	0	1.000	0	0	0	0	0
9	WOOD MARTINEZ JAY	4	3	1	0	0	1.000	0	0	0	0	0
10	VARGAS CALDERON EM	4	1	3	0	1	1.000	0	0	0	0	0
77	WALDEN ALFARO EDWI	3	3	0	0	0	1.000	0	0	0	0	0
30	SAAVEDRA CHAVEZ JO	2	0	2	0	0	1.000	0	0	0	0	0
74	CHAVEZ ARAUZ Alexa	14	10	3	1	1	.929	0	0	0	0	0
26	PINTO VEGA DEREK J	24	17	5	2	2	.917	1	3	.750	0	1
50	ESCUDERO ORTIZ Lui	17	7	7	3	1	.824	0	0	0	0	0
Totals		108	63	39	6	3	.944	1	3	.750	0	1
Opponents		104	63	34	7	2	.933	3	1	.250	0	0

ESTADÍSTICAS DE EQUIPO – TEAM'S STATS



PERÚ

PER

Record: Tournament: 0-2 / Opening Round: 0-2 /

(All Games, Sorted by Batting Avg)

#	PLAYER	AVG	GP-GS	AB	R	H	2B	3B	HR	RBI	TB	SLG%	BB	HP	SO	GDP	OB%	SF	SH	SB-ATT
60	Pinedo Nunez Jorge	.500	2-1	4	2	2	0	0	0	1	2	.500	1	0	1	0	.600	0	0	0-0
13	Delgado Chilcon Le	.250	2-1	4	0	1	0	0	0	0	1	.250	0	0	3	0	.250	0	0	0-0
15	Meloni Baltodano R	.200	2-2	5	1	1	0	0	0	0	1	.200	2	0	3	0	.429	0	0	0-0
38	Tsuha Nakamura Ryo	.200	2-2	5	0	1	0	1	0	3	3	.600	0	0	1	0	.200	0	1	0-0
52	Garcia Nolasco Mau	.167	2-2	6	0	1	0	0	0	1	1	.167	1	0	2	0	.286	0	0	0-0
34	Inagaki Tanaka Ken	.167	2-2	6	1	1	0	0	0	0	1	.167	0	0	2	0	.167	0	0	0-0
6	Perez Llatas Migue	.167	2-2	6	2	1	0	0	0	0	1	.167	1	0	3	0	.286	0	0	0-0
69	Arevalo Chuquipion	.000	2-2	4	1	0	0	0	0	0	0	.000	1	0	4	0	.200	0	0	0-0
92	Casas Tarazona Jos	.000	1-0	1	0	0	0	0	0	0	0	.000	0	0	1	0	.000	0	0	0-0
39	Garcia Furukawa Lu	.000	2-0	0	0	0	0	0	0	1	0	.000	2	0	0	0	1.000	0	1	0-0
48	Lamas Caiet Domen	.000	1-0	1	0	0	0	0	0	0	0	.000	0	0	1	0	.000	0	0	0-0
2	Mas Greenlee Kaedo	.000	2-2	2	2	0	0	0	0	0	0	.000	4	1	2	0	.714	0	0	0-0
Totals		.182		44	9	8	0	1	0	6	10	.227	12	1	23	0	.368	0	2	0-0
Opponents		.400		45	23	18	4	0	4	16	34	.756	8	7	11	1	.541	1	0	9-10

(All Games, Sorted by Earned Run Avg)

#	PLAYER	ERA	W-L	SV	IP	G	GS	CG	SHO	H	R	ER	BB	SO	2B	3B	HR	AB	B/Avg	WP	HP	BK	IBB	SHA	SFA
18	Medina Zamora Brun	0.00	0-0	0	0.0	1	0	0	0	0	3	2	2	0	0	0	0	0	.NAN	0	1	0	0	0	0
65	Saquicoray More Jo	0.00	0-0	0	0.0	1	0	0	0	1	3	3	0	0	0	0	1	2	.500	0	1	0	0	0	0
49	Castillo Caballero	3.00	0-1	0	2.1	1	1	0	0	2	1	1	2	4	0	0	0	9	.222	1	1	1	0	0	0
15	Meloni Baltodano R	7.00	0-0	0	2.0	1	0	0	0	4	3	2	0	1	0	0	1	9	.444	1	0	0	0	0	0
34	Inagaki Tanaka Ken	10.50	0-0	0	0.2	1	0	0	0	2	3	1	1	0	1	0	1	3	.667	0	1	0	0	0	0
52	Garcia Nolasco Mau	12.25	0-1	0	4.0	1	1	0	0	6	7	7	2	4	1	0	1	16	.375	5	2	0	0	0	1
20	Araujo Ponte Aleja	21.00	0-0	0	1.0	1	0	0	0	3	3	3	1	2	2	0	0	6	.500	0	1	1	0	0	0
Totals		13.30	0-2	0	10.0	2	2	0	0	18	23	19	8	11	4	0	4	45	.400	7	7	2	0	0	1
Opponents		2.92	2-0	1	12.0	2	2	0	0	8	9	5	12	23	0	1	0	44	.182	5	1	0	0	2	0

(All Games, Sorted by Fielding Pct)

#	PLAYER	C	PO	A	E	DP	FLD%	CSB	SBA	SBA%	CI	PB
39	Garcia Furukawa Lu	9	7	2	0	0	1.000	0	4	1.000	0	1
15	Meloni Baltodano R	8	4	4	0	1	1.000	0	0	0	0	0
13	Delgado Chilcon Le	6	6	0	0	1	1.000	0	0	0	0	0
6	Perez Llatas Migue	4	2	2	0	0	1.000	1	5	.833	0	0
38	Tsuha Nakamura Ryo	4	3	1	0	0	1.000	0	0	0	0	0
2	Mas Greenlee Kaedo	3	1	2	0	0	1.000	0	0	0	0	0
60	Pinedo Nunez Jorge	3	3	0	0	0	1.000	0	0	0	0	0
34	Inagaki Tanaka Ken	1	1	0	0	0	1.000	0	0	0	0	0
69	Arevalo Chuquipion	4	3	0	1	0	.750	0	0	0	0	0
52	Garcia Nolasco Mau	2	0	1	1	0	.500	0	0	0	0	0
Totals		44	30	12	2	1	.955	1	9	.900	0	1
Opponents		48	36	9	3	0	.938	0	0	0	0	1

ESTADÍSTICAS DE EQUIPO - TEAM'S STATS



PUERTO RICO

PUR

(All Games, Sorted by Batting Avg)

Record: Tournament: 2-1 / Opening Round: 2-1 /

#	PLAYER	AVG	GP-GS	AB	R	H	2B	3B	HR	RBI	TB	SLG%	BB	HP	SO	GDP	OB%	SF	SH	SB-ATT
11	Reyes Leon Jabdrie	.600	3-3	5	4	3	0	0	0	1	3	.600	6	0	1	0	.818	0	0	2-3
4	Alfonso Rivera Die	.500	3-2	4	1	2	0	0	0	2	5	.500	1	0	1	0	.600	0	0	2-2
13	Gonzalez Garcia Br	.444	3-3	9	4	4	1	0	0	2	5	.556	1	1	2	0	.500	1	0	1-1
18	Gonzalez Sanchez J	.400	3-2	5	3	2	1	0	0	1	3	.600	2	0	0	0	.500	1	0	0-0
9	Pastrana Figueroa	.250	3-3	8	3	2	0	0	1	3	5	.625	2	1	3	0	.455	0	0	1-1
29	Rivera Santiago Br	.250	3-3	8	3	2	1	0	1	3	6	.750	1	1	3	1	.400	0	0	0-0
1	Cartagena Gierboli	.222	3-3	9	2	2	0	0	2	3	8	.889	1	0	2	0	.300	0	0	0-0
2	Reyes Camacho Jan	.200	2-1	5	1	1	0	0	0	0	1	.200	0	0	0	1	.200	0	0	1-1
49	Gonzalez Ortiz Dic	.000	1-1	4	1	0	0	0	0	0	0	.000	0	0	4	0	.000	0	0	0-0
81	Fonseca Ortiz Yahí	.000	3-2	4	0	0	0	0	0	0	0	.000	0	0	3	0	.000	0	0	0-0
12	Torres Horta Heder	.000	2-1	1	0	0	0	0	0	0	0	.000	0	0	0	0	.000	0	0	0-0
22	Melendez Melendez	.000	3-3	10	0	0	0	0	0	0	0	.000	0	0	5	0	.000	0	0	0-0
Totals		.250		72	22	18	3	0	4	13	33	.458	14	3	24	2	.385	2	0	7-8
Opponents		.318		85	33	27	8	1	2	28	43	.506	25	7	29	0	.500	1	2	0-2

(All Games, Sorted by Earned Run Avg)

#	PLAYER	ERA	W-L	SV	IP	G	GS	CG	SHO	H	R	ER	BB	SO	2B	3B	HR	AB	B/Avg	WP	HP	BK	IBB	SHA	SFA
8	Morales Matos Wilf	0.00	0-0	0	0.2	2	0	0	0	0	0	0	3	1	0	0	0	2	.000	0	1	0	0	0	0
29	Rivera Santiago Br	0.00	0-0	1	0.1	1	0	0	0	1	0	0	0	1	0	0	0	2	.500	0	0	0	0	0	0
31	Pena Hernandez Bra	1.40	1-0	0	5.0	1	1	0	0	2	5	1	5	9	0	0	0	17	.118	3	0	0	0	2	0
77	Perez Coriano Jahi	1.62	0-0	0	4.1	1	1	0	0	5	2	1	3	5	3	0	0	17	.294	0	0	0	0	0	0
14	Torres Alejandro E	6.00	0-0	0	2.1	2	0	0	0	3	3	2	2	2	0	0	1	8	.375	1	0	0	0	0	1
7	Gonzalez Martinez	9.00	0-0	0	2.1	1	0	0	0	1	3	3	2	3	0	0	0	8	.125	3	2	1	0	0	0
16	Vazquez Oquendo De	9.33	1-0	1	3.0	2	0	0	0	5	5	4	2	5	0	1	0	15	.333	0	1	0	1	0	0
41	Madero Perez Byron	10.50	0-0	0	0.2	1	0	0	0	2	1	1	1	1	0	0	0	4	.500	0	0	0	0	0	0
25	Asencio Rodriguez	42.00	0-0	0	0.2	1	0	0	0	1	4	4	3	1	1	0	0	3	.333	0	0	0	0	0	0
2	Reyes Camacho Jan	84.00	0-0	0	0.1	1	0	0	0	2	4	4	3	1	2	0	0	3	.667	2	1	0	0	0	0
49	Gonzalez Ortiz Dic	105.00	0-1	0	0.1	1	1	0	0	5	6	5	1	0	2	0	1	6	.833	1	2	0	0	0	0
Totals		8.75	2-1	2	20.0	3	3	0	0	27	33	25	25	29	8	1	2	85	.318	10	7	1	1	2	1
Opponents		7.00	1-2	0	19.0	3	3	0	0	18	22	19	14	24	3	0	4	72	.250	10	3	0	0	0	2

(All Games, Sorted by Fielding Pct)

#	PLAYER	C	PO	A	E	DP	FLD%	CSB	SBA	SBA%	CI	PB
18	Gonzalez Sanchez J	26	23	3	0	0	1.000	1	0	.000	0	0
29	Rivera Santiago Br	7	5	2	0	0	1.000	0	0	0	0	0
4	Alfonso Rivera Die	6	3	3	0	0	1.000	0	0	0	0	0
12	Torres Horta Heder	4	4	0	0	0	1.000	0	0	0	0	1
81	Fonseca Ortiz Yahí	1	1	0	0	0	1.000	0	0	0	0	0
77	Perez Coriano Jahi	1	0	1	0	0	1.000	1	0	.000	0	0
14	Torres Alejandro E	1	0	1	0	0	1.000	0	0	0	0	0
25	Asencio Rodriguez	1	1	0	0	0	1.000	0	0	0	0	0
13	Gonzalez Garcia Br	8	4	3	1	0	.875	0	0	0	0	0
11	Reyes Leon Jabdrie	7	6	0	1	0	.857	0	0	0	0	0
9	Pastrana Figueroa	6	5	0	1	0	.833	0	0	0	0	0
22	Melendez Melendez	11	6	3	2	0	.818	0	0	0	0	0
49	Gonzalez Ortiz Dic	3	2	0	1	0	.667	0	0	0	0	0
1	Cartagena Gierboli	2	0	1	1	0	.500	0	0	0	0	0
2	Reyes Camacho Jan	1	0	0	1	0	.000	0	0	0	0	0
Totals		85	60	17	8	0	.906	2	0	.000	0	1
Opponents		82	57	22	3	2	.963	1	7	.875	0	1

ESTADÍSTICAS DE EQUIPO – TEAM'S STATS



USA

USA

Record: Tournament: 3-0 / Opening Round: 3-0 /

(All Games, Sorted by Batting Avg)

#	PLAYER	AVG	GP-GS	AB	R	H	2B	3B	HR	RBI	TB	SLG%	BB	HP	SO	GDP	OB%	SF	SH	SB-ATT
3	Southisene Ty	.600	2-2	5	5	3	0	0	0	1	3	.600	0	3	0	0	.750	0	0	0-0
6	Franco Noah	.556	3-3	9	3	5	1	0	2	7	12	1.333	1	1	1	0	.636	0	0	1-1
5	Martin Roman	.429	3-3	7	5	3	2	0	1	6	8	1.143	3	1	2	0	.636	0	0	0-0
8	Zanatello Nazzan	.429	3-2	7	3	3	3	0	0	4	6	.857	1	0	0	0	.500	0	0	2-2
16	Morlando PJ	.375	3-3	8	5	3	1	0	2	5	10	1.250	1	2	2	0	.500	1	0	1-1
28	Borba Casey	.375	3-3	8	4	3	0	0	1	6	6	.750	3	1	1	0	.583	0	0	0-0
9	Smithwick Campbell	.333	2-2	3	2	1	0	0	0	1	1	.333	4	1	1	0	.750	0	0	0-0
1	Bell Talan	.250	2-2	4	2	1	0	0	0	0	1	.250	1	1	3	0	.500	0	0	1-2
21	Torres Michael	.200	3-3	5	4	1	0	0	0	0	1	.200	6	0	1	0	.636	0	0	0-0
23	ARAMBULA Daniel Or	.200	3-2	5	2	1	0	0	0	2	1	.200	2	0	1	1	.429	0	0	0-0
10	Winslow Macon	.200	3-2	5	2	1	0	0	1	1	4	.800	1	3	1	0	.556	0	0	0-0
18	Champion Matthew	.000	1-0	1	0	0	0	0	0	0	0	.000	0	0	1	0	.000	0	0	0-0
Totals		.373		67	37	25	7	0	7	33	53	.791	23	13	14	1	.587	1	0	5-6
Opponents		.177		62	6	11	2	0	0	4	13	.21	17	2	25	0	.370	0	0	0-0

(All Games, Sorted by Earned Run Avg)

#	PLAYER	ERA	W-L	SV	IP	G	GS	CG	SHO	H	R	ER	BB	SO	2B	3B	HR	AB	B/Avg	WP	HP	BK	IBB	SHA	SFA
19	Thompson Ford	0.00	0-0	0	3.0	1	1	0	0	1	0	0	4	4	0	0	0	10	.100	1	0	0	0	0	0
27	Gonzales Stunner	0.00	1-0	0	2.0	1	0	0	0	1	0	0	2	5	0	0	0	7	.143	1	0	0	0	0	0
31	Rizy Mavrick	0.00	1-0	0	1.2	1	0	0	0	1	0	0	0	2	0	0	0	6	.167	0	1	0	0	0	0
35	Neckar Vaughn	0.00	0-0	0	1.0	1	0	0	0	0	0	0	1	1	0	0	0	3	.000	0	0	0	0	0	0
1	Bell Talan	0.00	0-0	0	1.0	1	0	0	0	1	0	0	0	1	0	0	0	4	.250	0	0	0	0	0	0
32	Messina Carson	3.23	0-0	0	4.1	1	1	0	0	3	3	2	5	7	0	0	0	16	.188	3	1	0	0	0	0
22	Brassfield Mason	4.67	1-0	0	3.0	1	1	0	0	1	2	2	5	4	1	0	0	10	.100	1	0	0	0	0	0
18	Champion Matthew	7.00	0-0	0	1.0	1	0	0	0	3	1	1	0	1	1	0	0	6	.500	1	0	0	0	0	0
Totals		2.06	3-0	0	17.0	3	3	0	0	11	6	5	17	25	2	0	0	62	.177	7	2	0	0	0	0
Opponents		14.93	0-3	0	15.0	3	3	0	0	25	37	32	23	14	7	0	7	67	.373	10	13	4	0	0	1

(All Games, Sorted by Fielding Pct)

#	PLAYER	C	PO	A	E	DP	FLD%	CSB	SBA	SBA%	CI	PB
28	Borba Casey	15	15	0	0	0	1.000	0	0	0	0	0
9	Smithwick Campbell	11	9	2	0	0	1.000	0	0	0	0	0
8	Zanatello Nazzan	8	3	5	0	0	1.000	0	0	0	0	0
5	Martin Roman	6	2	4	0	1	1.000	0	0	0	0	0
23	ARAMBULA Daniel Or	4	1	3	0	1	1.000	0	0	0	0	0
21	Torres Michael	3	3	0	0	0	1.000	0	0	0	0	0
1	Bell Talan	3	3	0	0	0	1.000	0	0	0	0	0
19	Thompson Ford	1	0	1	0	0	1.000	0	0	0	0	0
22	Brassfield Mason	1	0	1	0	0	1.000	0	0	0	0	0
10	Winslow Macon	15	12	2	1	0	.933	0	0	0	0	0
3	Southisene Ty	5	3	1	1	0	.800	0	0	0	0	0
Totals		72	51	19	2	1	.972	0	0	0	0	0
Opponents		65	45	15	5	1	.923	1	5	.833	0	1

ESTADÍSTICAS DE EQUIPO – TEAM'S STATS



VENEZUELA

VEN

Record: Tournament: 1-1 / Opening Round: 1-1 /

(All Games, Sorted by Batting Avg)

#	PLAYER	AVG	GP-GS	AB	R	H	2B	3B	HR	RBI	TB	SLG%	BB	HP	SO	GDP	OB%	SF	SH	SB-ATT
17	MEZA GARMENDIA Lui	.500	2-2	6	1	3	0	0	0	0	3	.500	1	0	1	0	.571	0	0	0-0
7	TOVAR CANELON Yimy	.500	1-0	2	0	1	0	0	0	0	1	.500	0	0	0	0	.500	0	0	0-0
4	CUEVA SOTO Danyer	.333	2-2	6	2	2	1	0	0	0	3	.500	1	0	2	0	.429	0	0	0-0
16	GUTIERREZ GOYO Ant	.333	2-2	6	1	2	0	0	1	2	5	.833	1	0	2	0	.429	0	0	0-0
13	HERNANDEZ NAVARRO	.286	2-2	7	0	2	0	0	0	2	2	.286	1	0	1	0	.375	0	0	0-0
10	HERRERA MORR Eduar	.200	2-2	5	2	1	0	0	0	0	1	.200	1	0	2	0	.333	0	0	0-0
6	MEZA DIAZ Adrian S	.200	2-2	5	1	1	0	0	0	0	1	.200	2	1	0	0	.500	0	0	0-0
15	RIERA SEGOVIA Denn	.167	2-2	6	0	1	0	0	0	0	1	.167	0	1	3	0	.286	0	0	0-0
18	TORRES VARGAS Marc	.143	2-2	7	0	1	0	0	0	1	1	.143	0	0	2	0	.143	0	0	0-0
20	SANCHEZ LEON Yohen	.000	2-2	4	0	0	0	0	0	0	0	.000	1	0	1	0	.200	0	0	0-0
Totals		.259		54	7	14	1	0	1	5	18	.333	8	2	14	0	.375	0	0	0-0
Opponents		.250		48	11	12	2	0	3	11	23	.479	13	2	10	1	.429	0	0	2-3

(All Games, Sorted by Earned Run Avg)

#	PLAYER	ERA	W-L	SV	IP	G	GS	CG	SHO	H	R	ER	BB	SO	2B	3B	HR	AB	B/Avg	WP	HP	BK	IBB	SHA	SFA
2	GOMEZ LOPEZ Redins	0.00	0-0	0	3.2	1	1	0	0	0	0	0	4	3	0	0	0	10	.000	1	0	0	0	0	0
14	GONZALEZ CASTELLAN	0.00	1-0	0	2.0	1	0	0	0	1	0	0	1	2	1	0	0	7	.143	0	0	0	0	0	0
24	ALLEGRI MORENO Mig	0.00	0-0	0	0.1	1	0	0	0	1	0	0	0	0	0	0	0	2	.500	1	0	0	0	0	0
5	HERRERA GONZALEZ K	7.00	0-1	0	2.0	1	1	0	0	1	3	2	4	1	0	0	0	7	.143	1	2	0	0	0	0
3	SANCHEZ DIAZ Sebas	7.00	0-0	0	1.0	1	0	0	0	1	1	1	0	1	0	0	1	4	.250	0	0	0	0	0	0
12	MARTINEZ RODRIGUEZ	7.00	0-0	0	2.0	2	0	0	0	4	2	2	0	2	1	0	0	9	.444	0	0	0	0	0	0
8	SUAREZ GAMEZ Jose	10.50	0-0	0	1.1	1	0	0	0	1	2	2	3	1	0	0	0	5	.200	1	0	1	0	0	0
11	SARMIENTO FARFAN L	31.50	0-0	0	0.2	1	0	0	0	3	3	3	1	0	0	0	2	4	.750	0	0	0	0	0	0
Totals		5.38	1-1	0	13.0	2	2	0	0	12	11	10	13	10	2	0	3	48	.250	4	2	1	0	0	0
Opponents		3.07	1-1	0	13.2	2	2	0	0	14	7	6	8	14	1	0	1	54	.259	4	2	0	0	0	0

(All Games, Sorted by Fielding Pct)

#	PLAYER	C	PO	A	E	DP	FLD%	CSB	SBA	SBA%	CI	PB
20	SANCHEZ LEON Yohen	14	13	1	0	1	1.000	0	0	0	0	0
17	MEZA GARMENDIA Lui	12	11	1	0	0	1.000	1	2	.667	0	0
4	CUEVA SOTO Danyer	9	4	5	0	1	1.000	0	0	0	0	0
15	RIERA SEGOVIA Denn	5	2	3	0	1	1.000	0	0	0	0	0
16	GUTIERREZ GOYO Ant	3	3	0	0	0	1.000	0	0	0	0	0
18	TORRES VARGAS Marc	2	1	1	0	0	1.000	0	0	0	0	0
2	GOMEZ LOPEZ Redins	2	0	2	0	0	1.000	0	0	0	0	0
6	MEZA DIAZ Adrian S	2	2	0	0	0	1.000	0	0	0	0	0
14	GONZALEZ CASTELLAN	2	0	2	0	0	1.000	0	0	0	0	0
7	TOVAR CANELON Yimy	1	1	0	0	0	1.000	0	0	0	0	0
13	HERNANDEZ NAVARRO	5	2	2	1	0	.800	0	0	0	0	0
8	SUAREZ GAMEZ Jose	1	0	0	1	0	.000	0	0	0	0	0
Totals		58	39	17	2	1	.966	1	2	.667	0	0
Opponents		56	41	14	1	1	.982	0	0	0	0	0

ABBREVIATIONS – ABREVIATURAS (IN ALPHABETICAL ORDER – EN ORDEN ALFABÉTICO)

HITTING – OFENSIVA			PITCHING – PITCHEO		
2B	Doubles	Dobles	2B	Doubles allowed	Dobles permitidos
3B	Triples	Triples	3B	Triples allowed	Triples permitidos
AB	At bats	Veces al bate	AB	At bats	Veces al bate
AVG	Batting average	Average de bateo	B/Avg	Opponent batting average	Average de bateo de los oponentes
BB	Base on balls	Base por bolas	BK	Balk	Balk
GDP	Grounded into double plays	Batazo para Doble Play	BB	Base on balls allowed	Bases por bolas concedidas
G	Games played	Juegos jugados	CG	Complete games	Juegos completo
H	Hits	Hits conectados	ER	Earned runs allowed	Carreras limpias permitidas
HP	Hit by pitch	Golpeado por el lanzador	ERA	Earned run average	Promedio de efectividad
HR	Homeruns	Cuadrangulares	IBB	Intentional base on balls allowed	Bases por bolas intencionales
IBB	Intentional base on balls	Base por bolas intencional	GP	Games pitched	Juegos lanzados
OB%	On base percentage	Promedio de embasado	GS	Games started	Juegos Iniciados
R	Runs scored	Carreras anotadas	H	Hits allowed	Hits permitidos
RBI	Runs batted in	Carreras impulsadas	HP	Hit by pitch	Golpeados por el lanzamiento
SB / ATT	Stolen bases / SB attempts	Baes Robadas / Intentos de robo	HR	Home runs allowed	Cuadrangulares permitidos
SF	Sacrifice flies	Sacrificio Fly	IP	Innings played	Entradas lanzadas
SH	Sacrifice hits	Toque de sacrificio	R	Runs allowed	Carreras permitidas
SLG%	Slugging percentage	Average de slugging	SO	Strikeouts	Ponches propinados
SO	Strikeouts	Ponches	SFA	Sacrifice flies allowed	Sacrificios fly permitidos
TB	Total bases	Total de bases alcanzadas por hit	SHA	Sacrifice hits allowed	Toques de sacrificio permitidos
			SHO	Shutouts / Combination shutouts	Blanqueos / Blanqueos combinados
			SV	Saves	Juegos salvados
			W-L	Wins/Losses	Juegos ganados/Perdidos
			WP	Wild pitches	Wild pitches

FIELDING – DEFENSA

A	Assists	Asistencias
C	Chances	Total de lances
CI	Catcher's interference	Interferencia del receptor
CSB	Caught stealing (by pitcher and catcher)	Atrapado robando (del lanzador y del receptor)
DP	Double plays participated in	Participaciones en doble play
E	Errors	Errores
FLD%	Fielding percentage	Promedio de defensa
PB	Passed balls (catcher)	Passed ball (receptor)
PO	Putouts	Outs (Eliminaciones)
SBA	Stolen bases allowed (pitcher and catcher)	Robos permitidos (lanzador y receptor)
SBA%	Stolen bases against percentage (pitcher and catcher)	Promedio de robos permitidos (lanzador y receptor)