

CENTROAMERICANO DE BEISBOL

WBSC  
AMERICAS BEISBOL

# WBSC

# AMERICAS BEISBOL

**REPORTE DIARIO – DAILY REPORT**

# No. 2

**7 DE FEBRERO / FEBRUARY 7th, 2023**

**@wbscamericasbeisbol**

## PRIMERA RONDA – FIRST ROUND

## POSICIÓN DE EQUIPOS – STANDINGS

RK	EQUIPOS – TEAMS	GP	W	L	AVG	GB
1	 NICARAGUA	2	2	0	<b>1.000</b>	-
2	 COSTA RICA	2	1	1	<b>.500</b>	1.0
	 HONDURAS	2	1	1	<b>.500</b>	1.0
4	 EL SALVADOR	1	0	1	<b>.000</b>	1.5
	 TEAM WBSC	1	0	1	<b>.000</b>	1.5

Los equipos son ordenados en atención a los Reglamentos Oficiales de WBSC Américas.

The teams are placed according to the Tournament Regulations for the WBSC Americas.

## RONDA DE APERTURA – OPENING ROUND

### CALENDARIO Y RESULTADOS – SCHEDULE AND RESULTS

#### EQUIPOS – TEAMS

 COSTA RICA


 EL SALVADOR

 HONDURAS

 NICARAGUA

 TEAM WBSC


#### LUNES 6 DE FEBRERO – MONDAY FEBRUARY 6, 2023

#	Hora Hour	Estadio Stadium	Equipo Visitante Away Team	Equipo Local Home Team	Score	Inn
1	11:00	ESTADIO NACIONAL SOBERANÍA	 COSTA RICA	 EL SALVADOR	3 - 1	
2	18:30	ESTADIO NACIONAL SOBERANÍA	 HONDURAS	 NICARAGUA	0 - 7	

#### MARTES 7 DE FEBRERO – TUESDAY FEBRUARY 7, 2023

#	Hora Hour	Estadio Stadium	Equipo Visitante Away Team	Equipo Local Home Team	Score	Inn
3	11:00	ESTADIO NACIONAL SOBERANÍA	 HONDURAS	 TEAM WBSC	10 - 2	
4	18:30	ESTADIO NACIONAL SOBERANÍA	 NICARAGUA	 COSTA RICA	13 - 0	7

#### MIÉRCOLES 8 DE FEBRERO – WEDNESDAY FEBRUARY 8, 2023





#	Hora Hour	Estadio Stadium	Equipo Visitante Away Team	Equipo Local Home Team	Score	Inn
5	11:00	ESTADIO NACIONAL SOBERANÍA	 COSTA RICA	 HONDURAS		
6	18:30	ESTADIO NACIONAL SOBERANÍA	 TEAM WBSC	 EL SALVADOR		

Hora local en Managua, Nicaragua (GMT-6) / Local time in Managua, Nicaragua (GMT-6)

## RONDA DE APERTURA – OPENING ROUND

## CALENDARIO Y RESULTADOS – SCHEDULE AND RESULTS

## JUEVES 9 DE FEBRERO – THURSDAY FEBRUARY 8, 2023

#	Hora Hour	Estadio Stadium	Equipo Visitante Away Team	Equipo Local Home Team	Score	Inn
7	11:00	ESTADIO NACIONAL SOBERANÍA	 TEAM WBSC	 COSTA RICA		
8	18:30	ESTADIO NACIONAL SOBERANÍA	 EL SALVADOR	 NICARAGUA		

## VIERNES 10 DE FEBRERO – FRIDAY FEBRUARY 10, 2023

#	Hora Hour	Estadio Stadium	Equipo Visitante Away Team	Equipo Local Home Team	Score	Inn
9	11:00	ESTADIO NACIONAL SOBERANÍA	 EL SALVADOR	 HONDURAS		
10	18:30	ESTADIO NACIONAL SOBERANÍA	 NICARAGUA	 TEAM WBSC		

## RONDA DE FINAL – FINAL ROUND

## MEDALLAS – MEDALS

## DOMINGO 12 DE FEBRERO – SUNDAY FEBRUARY 12, 2023

#	Hora Hour	Estadio Stadium	Equipo Visitante Away Team	Equipo Local Home Team	Score	Inn
11	13:00	ESTADIO NACIONAL SOBERANÍA	4° Clasificado	3° Clasificado		
12	18:30	ESTADIO NACIONAL SOBERANÍA	2° Clasificado	1° Clasificado		

Hora local en Managua, Nicaragua (GMT-6) / Local time in Managua, Nicaragua (GMT-6)

## RESULTADO DEL JUEGO - GAME SUMMARY 03



# HONDURAS – TEAM WBSC



Feb 07, 2023 at (Estadio Nacional Soberanía)

```

-----
Honduras.....011 601 100 - 10 14 0
Team WBSC.....000 010 010 - 2 6 1
-----
    
```

### Honduras 10

PLAYER	AB	R	H	BI	2B	3B	HR	BB	SB	CS	HP	SH	SF	SO	IBB	KL	GDP	PO	A	E
COCKBORN ESCOBAR May ss	2	3	1	0	0	1	0	1	1	0	3	0	0	1	0	0	0	2	1	0
CARDONA PINEDA Jose 2b	4	1	1	2	0	0	0	0	0	0	0	1	1	0	0	0	1	1	4	0
PADILLA PADILLA Lomb 3b	5	1	1	4	0	0	1	0	0	0	0	0	0	1	0	1	0	0	1	0
ZAVALA NUNEZ Jorge A 1b	3	0	2	1	1	0	0	1	0	0	0	0	0	1	0	0	0	3	0	0
CARDONA PINEDA Jose pr/lb	1	0	0	0	0	0	0	0	0	0	0	0	0	0	0	0	0	4	0	0
BERNARDEZ AGUIRRE Jo lf	5	1	2	0	0	0	0	0	0	0	0	0	0	0	0	0	0	2	0	0
AMAYA MeNDEZ Marco A lf	0	0	0	0	0	0	0	0	0	0	0	0	0	0	0	0	0	0	0	0
REYES LICONA Kevin J cf	4	2	2	0	0	0	0	1	0	0	0	0	0	0	0	0	0	2	0	0
AGUILAR MERINO Walte c	1	1	0	0	0	0	0	1	0	0	1	0	0	1	0	0	0	7	0	0
INESTROZA PAZ Allan pr/c	2	0	1	0	1	0	0	0	0	0	0	0	0	0	0	0	0	5	1	0
CORDERO ROJAS Carlos dh	3	0	1	1	0	0	0	0	0	0	0	0	0	0	0	0	1	0	0	0
RUIZ NARVAEZ Guilmar ph/dh	2	0	0	0	0	0	0	0	0	0	0	0	0	0	0	0	0	0	0	0
MENA SAVILLON Moises rf	3	1	1	1	0	0	0	0	0	0	0	0	0	0	0	0	0	0	0	0
LANZA MOLINA Sebasti ph/rf	2	0	2	1	0	0	0	0	0	0	0	0	0	0	0	0	0	0	0	0
<b>Totals</b>	<b>37</b>	<b>10</b>	<b>14</b>	<b>10</b>	<b>2</b>	<b>1</b>	<b>1</b>	<b>4</b>	<b>1</b>	<b>0</b>	<b>4</b>	<b>1</b>	<b>1</b>	<b>4</b>	<b>0</b>	<b>1</b>	<b>2</b>	<b>27</b>	<b>8</b>	<b>0</b>

### Team WBSC 2

PLAYER	AB	R	H	BI	2B	3B	HR	BB	SB	CS	HP	SH	SF	SO	IBB	KL	GDP	PO	A	E
ESQUIVEL ROSALES Dav lf	4	0	1	0	0	0	0	1	0	0	0	0	0	1	0	1	0	1	0	0
SAMAYOA MORATAYA Lui ss	2	1	0	0	0	0	0	2	0	0	0	0	0	1	0	1	0	2	3	1
MOLINA LOPEZ Daniel ph	0	0	0	0	0	0	0	1	0	0	0	0	0	0	0	0	0	0	0	0
VIZCAINO CHINCHILLA c	2	0	1	0	0	0	0	3	0	0	0	0	0	0	0	0	0	5	2	0
LEMUS PEa Marco Tul 1b	5	0	1	1	0	0	0	0	0	0	0	0	0	3	0	2	0	8	1	0
MARTE DUARTE Sean Ca 3b	5	1	2	0	2	0	0	0	0	0	0	0	0	2	0	2	0	1	1	0
LOPEZ ZEPEDA Juan Jo 2b	4	0	0	0	0	0	0	0	0	0	0	0	0	3	0	1	0	6	4	0
HERNANDEZ SILIEZAR J dh	2	0	0	0	0	0	0	1	0	0	0	0	0	1	0	0	0	0	0	0
DIAZ MOLINA Jose and ph	1	0	0	0	0	0	0	0	0	0	0	0	0	0	0	0	0	0	0	0
MAYO MORALES Paolo N cf	3	0	1	1	0	0	0	1	0	0	0	0	0	1	0	0	0	2	0	0
GONZALEZ NEGREROS Ra rf	4	0	0	0	0	0	0	0	0	0	0	0	0	1	0	0	0	1	0	0
<b>Totals</b>	<b>32</b>	<b>2</b>	<b>6</b>	<b>2</b>	<b>2</b>	<b>0</b>	<b>0</b>	<b>9</b>	<b>0</b>	<b>0</b>	<b>0</b>	<b>0</b>	<b>0</b>	<b>13</b>	<b>0</b>	<b>7</b>	<b>0</b>	<b>27</b>	<b>12</b>	<b>1</b>

Honduras	IP	H	R	ER	BB	SO	WP	HP	BK	IBB	SH	SF	2B	3B	HR	AB	BF	FO	GO	NP
RODRIGUEZ ARCHILA Da W,1-0	5.0	4	1	1	4	8	0	0	0	0	0	0	1	0	0	18	22	4	2	83
NUNEZ MOYA Jose Robe	2.1	1	1	1	3	5	0	0	0	0	0	0	1	0	0	8	11	1	1	53
MORAZAN RODRiGUEZ Jo	1.2	1	0	0	2	0	0	0	0	0	0	0	0	0	0	6	8	2	3	29
<b>Team WBSC</b>	<b>IP</b>	<b>H</b>	<b>R</b>	<b>ER</b>	<b>BB</b>	<b>SO</b>	<b>WP</b>	<b>HP</b>	<b>BK</b>	<b>IBB</b>	<b>SH</b>	<b>SF</b>	<b>2B</b>	<b>3B</b>	<b>HR</b>	<b>AB</b>	<b>BF</b>	<b>FO</b>	<b>GO</b>	<b>NP</b>
AMADO TORTOLA Diego L,0-1	3.1	7	8	7	0	4	0	3	0	0	1	0	0	0	1	17	21	2	4	70
ROJAS GUIROLA Erick	1.2	2	0	0	1	0	0	0	0	0	0	0	1	0	0	5	6	1	2	25
POLANCO DUARTE Carlo	2.0	2	2	2	0	1	1	1	0	0	1	0	1	0	1	7	11	4	2	36
MARTINEZ POLANCO Die	1.1	3	0	0	1	0	0	0	0	0	0	0	1	0	0	7	8	3	1	23
SUNCAR RAMIREZ Diego	0.2	0	0	0	0	0	0	0	0	0	0	0	0	0	0	1	1	0	1	

Umpires: HP-Hamilton Lopez (NCA), 1B-Leonel Cajina (NCA), 2B-Jaime Laguna (NCA), 3B-Wilfredo Casco (NCA), CO-Jackson Herrera (NCA)

Scorers: Alan Téllez (NCA)

TC: Ronald TIFFER (NCA), Gustavo ARGÜELLO (NCA)

Start: 10:59 Time: 2:50 Attendance: 90 Weather: 30 grados despejado

Game: 3

## RESULTADO DEL JUEGO - GAME SUMMARY 04



# NICARAGUA – COSTA RICA



Feb 07, 2023 at (Estadio Nacional Soberanía)

-----  
 Nicaragua.....050 031 4 - 13 12 1  
 Costa Rica.....000 000 0 - 0 3 5  
 -----

### Nicaragua 13

PLAYER	AB	R	H	BI	2B	3B	HR	BB	SB	CS	HP	SH	SF	SO	IBB	KL	GDP	PO	A	E
MONTES Juan Diego cf	4	1	1	0	0	0	0	1	1	1	0	0	0	1	0	1	0	2	0	0
ALEGRIA Benjamin 2b	4	0	0	0	0	0	0	0	0	0	0	0	0	0	0	0	0	0	0	0
REYES Elmer 2b	1	1	1	2	0	0	1	0	0	0	0	0	0	0	0	0	0	0	0	0
MIRANDA Elian 1b	5	0	0	0	0	0	0	0	0	0	0	0	0	2	0	2	0	6	1	0
CUTHBERT Cheslor 3b	3	2	0	0	0	0	2	0	0	0	0	0	0	1	0	0	0	0	1	0
VASQUEZ COLMENARES W dh	3	2	2	0	0	0	0	1	0	0	0	0	0	0	0	0	0	0	0	0
BERMUDEZ Sandy pr/dh	1	2	1	0	0	0	0	0	0	0	0	0	0	0	0	0	0	0	0	0
NOVOA Melvin c	2	1	0	0	0	0	0	1	0	0	0	0	0	0	0	0	0	6	0	0
DAVILA Wiston ph/c	1	0	1	2	1	0	0	1	0	0	0	0	0	0	0	0	0	3	0	0
BENARD Isaac lf	4	1	2	3	1	0	0	1	0	0	0	0	0	0	0	0	0	0	0	0
VALLE Norlando rf	3	2	1	1	0	0	0	2	0	0	0	0	0	0	0	0	0	2	0	0
MARIN Ivan ss	4	1	3	1	1	0	0	0	0	0	0	0	0	1	0	1	0	1	2	0
<b>Totals</b>	<b>35</b>	<b>13</b>	<b>12</b>	<b>9</b>	<b>3</b>	<b>0</b>	<b>1</b>	<b>9</b>	<b>1</b>	<b>1</b>	<b>0</b>	<b>0</b>	<b>0</b>	<b>5</b>	<b>0</b>	<b>4</b>	<b>0</b>	<b>21</b>	<b>6</b>	<b>1</b>

### Costa Rica 0

PLAYER	AB	R	H	BI	2B	3B	HR	BB	SB	CS	HP	SH	SF	SO	IBB	KL	GDP	PO	A	E
BUCKMAN BERROCAL Tho rf	3	0	1	0	0	0	0	0	0	0	0	0	0	0	0	0	0	1	0	0
MORA ARRIETA Manriqu ss	2	0	1	0	0	0	0	1	0	0	0	0	0	0	0	0	0	1	4	0
ASCANIO MENDEZ Manue c	2	0	0	0	0	0	0	0	0	0	0	0	0	1	0	0	0	4	0	0
CHAVES MATAMOROS Jua c	1	0	0	0	0	0	0	0	0	0	0	0	0	0	0	0	0	1	0	0
FRANCIS RAMON SOTO 1b	3	0	0	0	0	0	0	0	0	0	0	0	0	2	0	0	0	9	0	0
MONGE RUIZ Yader dh	3	0	1	0	0	0	0	1	0	0	0	0	0	1	0	1	0	0	0	0
TORRES Ivan lf	3	0	0	0	0	0	0	0	0	0	0	0	0	3	0	1	0	2	0	0
IRIGOYEN MORGAN Jass 3b	2	0	0	0	0	0	0	0	0	0	0	0	0	1	0	0	0	0	0	2
JUAREZ CADENA Emilso 3b	1	0	0	0	0	0	0	0	0	0	0	0	0	0	0	0	0	0	2	0
URROZ SANDOVAL Kenne 2b	2	0	0	0	0	0	0	0	0	0	0	0	0	0	0	0	0	2	3	2
MULLINS CASANOVA Wil cf	2	0	0	0	0	0	0	0	0	0	0	0	0	1	0	0	0	1	0	1
<b>Totals</b>	<b>24</b>	<b>0</b>	<b>3</b>	<b>0</b>	<b>0</b>	<b>0</b>	<b>0</b>	<b>1</b>	<b>1</b>	<b>0</b>	<b>0</b>	<b>0</b>	<b>0</b>	<b>9</b>	<b>0</b>	<b>2</b>	<b>0</b>	<b>21</b>	<b>10</b>	<b>5</b>

Nicaragua	IP	H	R	ER	BB	SO	WP	HP	BK	IBB	SH	SF	2B	3B	HR	AB	BF	FO	GO	NP
CRAWFORD Leonardo W,1-0	5.0	2	0	0	0	6	0	0	0	0	0	0	0	0	0	17	17	4	5	60
TELLEZ Junior	1.0	1	0	0	1	1	0	0	0	0	0	0	0	0	0	4	5	0	2	19
ACUNA Joaquin	1.0	0	0	0	0	2	0	0	0	0	0	0	0	0	0	3	3	1	0	10

Costa Rica	IP	H	R	ER	BB	SO	WP	HP	BK	IBB	SH	SF	2B	3B	HR	AB	BF	FO	GO	NP
RAMIREZ HERNANDEZ Pa L,0-1	4.2	7	8	3	5	4	2	0	0	0	0	0	1	0	0	22	27	6	3	123
URBINA GOMEZ Luis An	1.1	1	1	1	2	1	0	0	0	0	0	0	0	0	0	6	8	0	3	36
NARVAEZ CHINCHILLA Y	0.2	4	4	4	2	0	1	0	0	0	0	0	2	0	1	6	8	0	2	26
ESTRELLA TATIS Juan	0.1	0	0	0	0	0	0	0	0	0	0	0	0	0	0	1	1	0	1	7

Umpires: HP-Oscar Matamoros (NCA), 1B-Manuel VICENTE (NCA), 2B-Jackson Herrera (NCA), 3B-Jaime Duban Laguna (NCA), CO-Hamilton Lopez (NCA)

Scorers: Arcángel Urcuyo (NCA)

TC: Evert LOPEZ (NCA), Sandy Osvaldo Moreno Alvarado (NCA)

Start: 18:26 Time: 2:32 Attendance: 650 Weather: Clear 28°C

Game Notes: None

Game: 4

# RESUMEN DE LIDERES INDIVIDUALES

## INDIVIDUAL LEADERS SUMMARY

(INCLUYENDO JUEGOS DEL 1 AL 4 - INCLUDING GAMES 1-4)

### LIDERES OFENSIVOS – BATTING LEADERS

#### SLUGGING PCT (min 2.7 PA/G)

1. Marte Duarte Sean, GUA	.800
2. BENARD BURK Isaac, NCA	.667
3. Padilla Padilla Lo, HON	.625
4. ASCANIO MENDEZ Man, CRC	.600
5. MIRANDA CANALES El, NCA	.556
6. 6 Tied at	.500

#### ON BASE PCT (min 2.7 PA/G)

1. VIZCAINO CHINCHILL, GUA	.800
2. MONTES INCER Juan, NCA	.700
3. VALLE MIRANDA Norl, NCA	.667
4. Velasco Lopez Mari, ESA	.600
5. BENARD BURK Isaac, NCA	.571
- MORA ARRIETA Manri, CRC	.571
7. 5 Tied at	.500

#### RUNS

1. BERMUDEZ SEQUEIRA, NCA	3
- Cockborn Escobar M, HON	3
- MONTES INCER Juan, NCA	3
- VASQUEZ COLMENARES, NCA	3
5. CUTHBERT CARLSON C, NCA	2
- MIRANDA CANALES El, NCA	2
- MORA ARRIETA Manri, CRC	2
- REYES LICONA Kevin, HON	2
- VALLE MIRANDA Norl, NCA	2
10. 14 Tied at	1

#### HITS

1. BENARD BURK Isaac, NCA	3
- MARIN RODRIGUEZ Iv, NCA	3
- MORA ARRIETA Manri, CRC	3
4. 13 Tied at	2

#### RBI

1. Padilla Padilla Lo, HON	4
2. BENARD BURK Isaac, NCA	3
3. Cardona Pineda Jos, HON	2
- CUTHBERT CARLSON C, NCA	2
- DAVILA CALVO Wisto, NCA	2
- MIRANDA CANALES El, NCA	2
- REYES MENDEZ Elmer, NCA	2
8. 12 Tied at	1

#### DOUBLES

1. Marte Duarte Sean, GUA	2
2. ASCANIO MENDEZ Man, CRC	1
- BENARD BURK Isaac, NCA	1
- DAVILA CALVO Wisto, NCA	1
- Inestroza Paz Alla, HON	1
- MARIN RODRIGUEZ Iv, NCA	1
- NOVOA ARANA Melvin, NCA	1
- Zavala Nunez Jorge, HON	1

#### TRIPLES

Cockborn Escobar M, HON	1
-------------------------	---

#### HOMERUNS

1. MIRANDA CANALES El, NCA	1
- Padilla Padilla Lo, HON	1
- REYES MENDEZ Elmer, NCA	1

#### TOTAL BASES

1. MIRANDA CANALES El, NCA	5
- Padilla Padilla Lo, HON	5
3. BENARD BURK Isaac, NCA	4
- MARIN RODRIGUEZ Iv, NCA	4
- Marte Duarte Sean, GUA	4
- REYES MENDEZ Elmer, NCA	4
7. 3 Tied at	3

#### WALKS

1. MONTES INCER Juan, NCA	5
2. NOVOA ARANA Melvin, NCA	3
- VIZCAINO CHINCHILL, GUA	3
4. CUTHBERT CARLSON C, NCA	2
- Lopez Castellanos, ESA	2
- Samayoa Morataya L, GUA	2
- VALLE MIRANDA Norl, NCA	2
- VASQUEZ COLMENARES, NCA	2
9. 24 Tied at	1

#### HIT BY PITCH

1. Cockborn Escobar M, HON	3
2. Aguilar Merino Wal, HON	1
- BERMUDEZ SEQUEIRA, NCA	1
- Manrique Carballo, ESA	1

#### SACRIFICE HITS

1. Bonilla Azucena Em, ESA	1
- Buckman Berrocal T, CRC	1
- Cardona Pineda Jos, HON	1
- Flores Guevara Jas, ESA	1

#### SACRIFICE FLY

1. CUTHBERT CARLSON C, NCA	2
2. Cardona Pineda Jos, HON	1
- MONGE RUIZ Yader, CRC	1

#### STOLEN BASES

1. MONTES INCER Juan, NCA	2
2. BERMUDEZ SEQUEIRA, NCA	1
- Cockborn Escobar M, HON	1
- MONGE RUIZ Yader, CRC	1
- Torres Caballeros, CRC	1

#### PLATE APPEARANCES

1. Cockborn Escobar M, HON	10
- CUTHBERT CARLSON C, NCA	10
- MIRANDA CANALES El, NCA	10
- MONTES INCER Juan, NCA	10
5. Cardona Pineda Jos, HON	9
- VASQUEZ COLMENARES, NCA	9
7. 5 Tied at	8

## AT BATS

1.	MIRANDA CANALES El, NCA	9
2.	Bernardez Aguirre, HON	8
-	Padilla Padilla Lo, HON	8
4.	ALEGRIA NORORI Ben, NCA	7
-	Cardona Pineda Jos, HON	7
-	REYES LICONA Kevin, HON	7
-	VASQUEZ COLMENARES, NCA	7
8.	9 Tied at	6

## CAUGHT STEALING

1.	ASCANIO MENDEZ Man, CRC	1
-	MONTES INCER Juan, NCA	1
-	Torres Caballeros, CRC	1

## STRIKEOUTS

1.	Cockborn Escobar M, HON	5
2.	Aguilar Merino Wal, HON	3
-	Francis Ramon SOTO, CRC	3
-	Lemus Pena Marco T, GUA	3
-	Lopez Zepeda Juan, GUA	3
-	Padilla Padilla Lo, HON	3
-	REYES MENDEZ Elmer, NCA	3
-	Torres Caballeros, CRC	3
9.	12 Tied at	2

## GDP

1.	BRITTON WILSON Dwi, NCA	1
-	Cardona Pineda Jos, HON	1
-	Cordero Rojas Carl, HON	1
-	Francis Ramon SOTO, CRC	1



# RESUMEN DE LIDERES INDIVIDUALES

## INDIVIDUAL LEADERS SUMMARY

(INCLUYENDO JUEGOS DEL 1 AL 4 - INCLUDING GAMES 1-4)

### LIDERES EN PITCHEO - PITCHING LEADERS

## OPPOSING AVG (min 0.8 IP/G)

1. HEBBERT ROBINSON D, NCA	.000
- Lopez Bustos Chris, CRC	.000
- Martinez Orellana, ESA	.000
4. Medrano Obando Ron, NCA	.053
5. Barquero Jackson P, CRC	.095
6. CRAWFORD WILLIAMS, NCA	.118
7. Nunez Moya Jose Ro, HON	.125
8. Alfaro Nolasco Nel, ESA	.211
9. Rodriguez Archila, HON	.222

## INNINGS PITCHED

1. Barquero Jackson P, CRC	7.0
2. Medrano Obando Ron, NCA	6.0
3. Alfaro Nolasco Nel, ESA	5.1
4. CRAWFORD WILLIAMS, NCA	5.0
- Rodriguez Archila, HON	5.0
6. Garcia Sanchez Dav, HON	4.2
- Ramirez Hernandez, CRC	4.2
8. AMADO TORTOLA Dieg, GUA	3.1
- Amaya Mendez Marco, HON	3.1

## STRIKEOUTS

1. Medrano Obando Ron, NCA	13
2. Rodriguez Archila, HON	8
3. Barquero Jackson P, CRC	6
- CRAWFORD WILLIAMS, NCA	6
5. Alfaro Nolasco Nel, ESA	5
- Nunez Moya Jose Ro, HON	5
7. AMADO TORTOLA Dieg, GUA	4
- Ramirez Hernandez, CRC	4
9. 3 Tied at	3

## WINS

1. Barquero Jackson P, CRC	1
- CRAWFORD WILLIAMS, NCA	1
- Medrano Obando Ron, NCA	1
- Rodriguez Archila, HON	1

## SAVES

Lopez Bustos Chris, CRC	1
-------------------------	---

## GAMES

1. 25 Tied at	1
---------------	---

## GAMES STARTED

1. Alfaro Nolasco Nel, ESA	1
- AMADO TORTOLA Dieg, GUA	1
- Barquero Jackson P, CRC	1
- CRAWFORD WILLIAMS, NCA	1
- Garcia Sanchez Dav, HON	1
- Medrano Obando Ron, NCA	1
- Ramirez Hernandez, CRC	1
- Rodriguez Archila, HON	1

## SACRIFICE HITS AGAINST

1. Barquero Jackson P, CRC	2
2. Alfaro Nolasco Nel, ESA	1
- AMADO TORTOLA Dieg, GUA	1

## SACRIFICE FLIES AGAINST

1. Garcia Sanchez Dav, HON	2
2. Parker Hernandez M, ESA	1
- POLANCO DUARTE Car, GUA	1

## LOSSES

1. Alfaro Nolasco Nel, ESA	1
- AMADO TORTOLA Dieg, GUA	1
- Garcia Sanchez Dav, HON	1
- Ramirez Hernandez, CRC	1

## WILD PITCHES

1. Barquero Jackson P, CRC	5
2. Ramirez Hernandez, CRC	2
3. NARVAEZ CHINCHILLA, CRC	1
- POLANCO DUARTE Car, GUA	1

## BALKS

1. Garcia Sanchez Dav, HON	2
2. Lopez Bustos Chris, CRC	1
- POLANCO DUARTE Car, GUA	1

## HIT BY PITCH

1. AMADO TORTOLA Dieg, GUA	3
2. Barquero Jackson P, CRC	1
- Garcia Sanchez Dav, HON	1
- POLANCO DUARTE Car, GUA	1

## RUNS ALLOWED

1. AMADO TORTOLA Dieg, GUA	8
- Ramirez Hernandez, CRC	8
3. Garcia Sanchez Dav, HON	6
4. NARVAEZ CHINCHILLA, CRC	4
5. Alfaro Nolasco Nel, ESA	2
- POLANCO DUARTE Car, GUA	2
7. 6 Tied at	1

## EARNED RUNS (min 0.8 IP/G)

1. CRAWFORD WILLIAMS, NCA	0
- HEBBERT ROBINSON D, NCA	0
- Lopez Bustos Chris, CRC	0
- Martinez Orellana, ESA	0
- MARTINEZ POLANCO D, GUA	0
- Medrano Obando Ron, NCA	0
- Rojas Guirola Eric, GUA	0
8. 6 Tied at	1

# RESUMEN DE LIDERES INDIVIDUALES INDIVIDUAL LEADERS SUMMARY

(INCLUYENDO JUEGOS DEL 1 AL 4 - INCLUDING GAMES 1-4)

## LIDERES DEFENSIVOS – FIELDING LEADERS

### PUTOUTS

1.	NOVOA ARANA Melvin, NCA	22
2.	Francis Ramon SOTO, CRC	19
3.	Zavala Nunez Jorge, HON	12
4.	Aguilar Merino Wal, HON	11
-	ASCANIO MENDEZ Man, CRC	11
6.	Manrique Carballo, ESA	9
-	MIRANDA CANALES El, NCA	9
8.	Lemus Pena Marco T, GUA	8
9.	3 Tied at	6

### ASSISTS

1.	MORA ARRIETA Manri, CRC	6
2.	Cardona Pineda Jos, HON	4
-	Cockborn Escobar M, HON	4
-	Lopez Zepeda Juan, GUA	4
5.	8 Tied at	3

### ERRORS

1.	Irigoyen Morgan Ja, CRC	2
-	URROZ SANDOVAL Ken, CRC	2
3.	7 Tied at	1

### CAUGHT STEALING

1.	Alfaro Nolasco Nel, ESA	1
-	Manrique Carballo, ESA	1
-	Ramirez Hernandez, CRC	1

## ESTADÍSTICAS POR EQUIPO TEAM'S STATS RANKING

(INCLUYENDO JUEGOS DEL 1 AL 4 - INCLUDING GAMES 1-4)

### BATEO – BATTING

TEAM	AVG	G	AB	R	H	2B	3B	HR	RBI	TB	SLG%	BB	HP	SO	GDP	OB%	SF	SH	SB-ATT
Nicaragua	.308	2	65	20	20	4	0	2	14	30	.462	19	1	10	1	.460	2	0	3-4
Honduras	.231	2	65	10	15	2	1	1	10	22	.338	4	4	22	2	.311	1	1	1-1
Team WBSC	.188	1	32	2	6	2	0	0	2	8	.250	9	0	13	0	.366	0	0	0-0
Costa Rica	.170	2	53	3	9	1	0	0	3	10	.189	6	0	17	1	.250	1	1	2-4
El Salvador	.074	1	27	1	2	0	0	0	0	2	.074	7	1	7	0	.286	0	2	0-0
TOTALS	.215	4	242	36	52	9	1	3	29	72	.298	45	6	69	4	.347	4	4	6-9

### PITCHEO – PITCHING

TEAM	ERA	W-L	SV	IP	GS	CG	SHO	H	R	ER	BB	SO	2B	3B	HR	AB	B/Avg	WP	HP	BKIBB	SHA	SFA
Nicaragua	0.00	2-0	0	16.0	2	0	0	4	0	0	1	27	0	0	0	52	.077	0	0	0	0	0
El Salvador	2.00	0-1	0	9.0	1	0	0	6	3	2	5	8	1	0	0	29	.207	0	0	0	1	1
Honduras	3.18	1-1	0	17.0	2	0	0	14	9	6	19	18	3	0	1	62	.226	0	1	2	0	2
Costa Rica	5.06	1-1	1	16.0	2	0	0	14	14	9	16	12	3	0	1	62	.226	8	1	1	0	2
Team WBSC	9.00	0-1	0	9.0	1	0	0	14	10	9	4	4	2	1	1	37	.378	1	4	1	0	1
TOTALS	3.49	4-4	1	67.0	8	0	0	52	36	26	45	69	9	1	3	242	.215	9	6	4	1	4

### DEFENSA – DEFENSE

TEAM	C	PO	A	E	DP	FLD%	CSB	SBA	SBA%	CI	PB
Nicaragua	58	48	9	1	0	.983	0	1	1.000	0	0
Honduras	73	51	18	4	2	.945	0	2	1.000	0	0
Team WBSC	40	27	12	1	2	.975	0	1	1.000	0	0
Costa Rica	71	48	18	5	0	.930	1	1	.500	0	1
El Salvador	39	27	11	1	1	.974	2	1	.333	0	0
TOTALS	281	201	68	12	5	.957	3	6	.667	0	1

## ESTADÍSTICAS DE EQUIPO - TEAM'S STATS

(INCLUYENDO JUEGOS DEL 1 AL 4 - INCLUDING GAMES 1-4)



# COSTA RICA

# CRC

Overall Statistics for Team WBSC (as of Feb 07, 2023)  
(All Games, Sorted by Batting Avg)

Record: Tournament: 1-1 / Opening Round: 1-1 /

#	PLAYER	AVG	GP-GS	AB	R	H	2B	3B	HR	RBI	TB	SLG%	BB	HP	SO	GDP	OB%	SF	SH	SB-ATT
13	MORA ARRIETA Manri	.500	2-2	6	2	3	0	0	0	0	3	.500	1	0	1	0	.571	0	0	0-0
11	ASCANIO MENDEZ Man	.400	2-2	5	0	2	1	0	0	1	3	.600	1	0	1	0	.500	0	0	0-1
22	Francis Ramon SOTO	.167	2-2	6	0	1	0	0	0	1	1	.167	1	0	3	1	.286	0	0	0-0
21	Torres Caballeros	.167	2-2	6	0	1	0	0	0	0	1	.167	1	0	3	0	.286	0	0	1-2
25	MONGE RUIZ Yader	.167	2-2	6	0	1	0	0	0	1	1	.167	0	0	1	0	.143	1	0	1-1
58	Buckman Berrocal T	.167	2-2	6	1	1	0	0	0	0	1	.167	0	0	2	0	.167	0	1	0-0
23	JUAREZ CADENA Emil	.000	2-1	4	0	0	0	0	0	0	0	.000	0	0	2	0	.000	0	0	0-0
3	Irigoyen Morgan Ja	.000	2-2	5	0	0	0	0	0	0	0	.000	1	0	2	0	.167	0	0	0-0
12	CHAVES MATAMOROS J	.000	1-0	1	0	0	0	0	0	0	0	.000	0	0	0	0	.000	0	0	0-0
2	URROZ SANDOVAL Ken	.000	2-1	3	0	0	0	0	0	0	0	.000	0	0	0	0	.000	0	0	0-0
10	Mullins Casanova W	.000	2-2	5	0	0	0	0	0	0	0	.000	1	0	2	0	.167	0	0	0-0
Totals		.170		53	3	9	1	0	0	3	10	.189	6	0	17	1	.250	1	1	2-4
Opponents		.226		62	14	14	3	0	1	9	20	.323	16	1	12	0	.392	0	2	1-2

#	PLAYER	ERA	W-L	SV	IP	G	GS	CG	SHO	H	R	ER	BB	SO	2B	3B	HR	AB	B/Avg	WP	HP	BK	IBB	SHA	SFA
19	Lopez Bustos Chris	0.00	0-0	1	2.0	1	0	0	0	0	0	0	2	1	0	0	0	6	.000	0	0	1	0	0	0
45	ESTRELLA TATIS Jua	0.00	0-0	0	0.1	1	0	0	0	0	0	0	0	0	0	0	0	1	.000	0	0	0	0	0	0
16	Barquero Jackson P	1.29	1-0	0	7.0	1	1	0	0	2	1	1	5	6	0	0	0	21	.095	5	1	0	0	2	0
24	Ramirez Hernandez	5.79	0-1	0	4.2	1	1	0	0	7	8	3	5	4	1	0	0	22	.318	2	0	0	0	0	0
15	Urbina Gomez Luis	6.75	0-0	0	1.1	1	0	0	0	1	1	1	2	1	0	0	0	6	.167	0	0	0	0	0	0
37	NARVAEZ CHINCHILLA	54.00	0-0	0	0.2	1	0	0	0	4	4	4	2	0	2	0	1	6	.667	1	0	0	0	0	0
Totals		5.06	1-1	1	16.0	2	2	0	0	14	14	9	16	12	3	0	1	62	.226	8	1	1	0	2	0
Opponents		1.13	1-1	0	16.0	2	2	0	0	9	3	2	6	17	1	0	0	53	.170	0	0	0	1	1	1

#	PLAYER	C	PO	A	E	DP	FLD%	CSB	SBA	SBA%	CI	PB
22	Francis Ramon SOTO	19	19	0	0	0	1.000	0	0	0	0	0
13	MORA ARRIETA Manri	12	6	6	0	0	1.000	0	0	0	0	0
11	ASCANIO MENDEZ Man	11	11	0	0	0	1.000	0	1	1.000	0	1
16	Barquero Jackson P	3	0	3	0	0	1.000	0	0	0	0	0
21	Torres Caballeros	3	3	0	0	0	1.000	0	0	0	0	0
23	JUAREZ CADENA Emil	3	1	2	0	0	1.000	0	0	0	0	0
24	Ramirez Hernandez	1	0	1	0	0	1.000	1	0	.000	0	0
19	Lopez Bustos Chris	1	0	1	0	0	1.000	0	0	0	0	0
58	Buckman Berrocal T	1	1	0	0	0	1.000	0	0	0	0	0
12	CHAVES MATAMOROS J	1	1	0	0	0	1.000	0	0	0	0	0
10	Mullins Casanova W	5	4	0	1	0	.800	0	0	0	0	0
2	URROZ SANDOVAL Ken	7	2	3	2	0	.714	0	0	0	0	0
3	Irigoyen Morgan Ja	4	0	2	2	0	.500	0	0	0	0	0
Totals		71	48	18	5	0	.930	1	1	.500	0	1
Opponents		67	48	17	2	1	.97	2	2	.500	0	0

## ESTADÍSTICAS DE EQUIPO - TEAM'S STATS

(INCLUYENDO JUEGOS DEL 1 AL 4 - INCLUDING GAMES 1-4)



# EL SALVADOR

# ESA

Overall Statistics for Team WBSC (as of Feb 07, 2023)  
(All Games, Sorted by Batting Avg)

Record: Tournament: 0-1 / Opening Round: 0-1 /

# PLAYER	AVG	GP-GS	AB	R	H	2B	3B	HR	RBI	TB	SLG%	BB	HP	SO	GDP	OB%	SF	SH	SB-ATT
11 Velasco Lopez Mari	.500	1-1	4	1	2	0	0	0	0	2	.500	1	0	0	0	.600	0	0	0-0
14 Deras Iraheta Melv	.000	1-1	3	0	0	0	0	0	0	0	.000	1	0	0	0	.250	0	0	0-0
25 Lopez Castellanos	.000	1-1	0	0	0	0	0	0	0	0	.000	2	0	0	0	1.000	0	0	0-0
15 Cortez Barrientos	.000	1-1	2	0	0	0	0	0	0	0	.000	0	0	1	0	.000	0	0	0-0
66 Jimenez Ferman Wil	.000	1-1	4	0	0	0	0	0	0	0	.000	0	0	1	0	.000	0	0	0-0
16 Flores Guevara Jas	.000	1-1	3	0	0	0	0	0	0	0	.000	0	0	1	0	.000	0	1	0-0
17 Marquez Marquez Jo	.000	1-0	0	0	0	0	0	0	0	0	.000	1	0	0	0	1.000	0	0	0-0
77 Rivas Campos Carlo	.000	1-0	2	0	0	0	0	0	0	0	.000	0	0	1	0	.000	0	0	0-0
23 Pocasangre Zepeda	.000	1-0	0	0	0	0	0	0	0	0	.000	1	0	0	0	1.000	0	0	0-0
2 Bonilla Azucena Em	.000	1-1	3	0	0	0	0	0	0	0	.000	0	0	0	0	.000	0	1	0-0
45 Manrique Carballo	.000	1-1	3	0	0	0	0	0	0	0	.000	0	1	1	0	.250	0	0	0-0
12 AYALA SARAVIA Kevi	.000	1-1	3	0	0	0	0	0	0	0	.000	1	0	2	0	.250	0	0	0-0
Totals	.074		27	1	2	0	0	0	0	2	.74	7	1	7	0	.286	0	2	0-0
Opponents	.207		29	3	6	1	0	0	3	7	.241	5	0	8	1	.314	1	1	1-3

# PLAYER	ERA	W-L	SV	IP	G	GS	CG	SHO	H	R	ER	BB	SO	2B	3B	HR	AB	B/Avg	WP	HP	BK	IBB	SHA	SFA
10 Martinez Orellana	0.00	0-0	0	1.0	1	0	0	0	0	0	0	2	0	0	0	0	2	.000	0	0	0	0	0	0
57 Alfaro Nolasco Nel	1.69	0-1	0	5.1	1	1	0	0	4	2	1	2	5	0	0	0	19	.211	0	0	0	0	1	0
26 Parker Hernandez M	3.38	0-0	0	2.2	1	0	0	0	2	1	1	1	3	1	0	0	8	.250	0	0	0	1	0	1
Totals	2.00	0-1	0	9.0	1	1	0	0	6	3	2	5	8	1	0	0	29	.207	0	0	0	1	1	1
Opponents	1.00	1-0	1	9.0	1	1	0	0	2	1	1	7	7	0	0	0	27	.074	5	1	1	0	2	0

# PLAYER	C	PO	A	E	DP	FLD%	CSB	SBA	SBA%	CI	PB
45 Manrique Carballo	10	9	1	0	0	1.000	1	1	.500	0	0
14 Deras Iraheta Melv	5	3	2	0	0	1.000	0	0	0	0	0
25 Lopez Castellanos	5	4	1	0	1	1.000	0	0	0	0	0
15 Cortez Barrientos	3	2	1	0	1	1.000	0	0	0	0	0
77 Rivas Campos Carlo	3	3	0	0	0	1.000	0	0	0	0	0
57 Alfaro Nolasco Nel	3	0	3	0	0	1.000	1	0	.000	0	0
16 Flores Guevara Jas	2	2	0	0	0	1.000	0	0	0	0	0
2 Bonilla Azucena Em	1	1	0	0	0	1.000	0	0	0	0	0
26 Parker Hernandez M	1	1	0	0	0	1.000	0	0	0	0	0
11 Velasco Lopez Mari	6	2	3	1	1	.833	0	0	0	0	0
Totals	39	27	11	1	1	.974	2	1	.333	0	0
Opponents	35	27	8	0	0	1	0	0	0	0	0

## ESTADÍSTICAS DE EQUIPO - TEAM'S STATS

(INCLUYENDO JUEGOS DEL 1 AL 4 - INCLUDING GAMES 1-4)



# HONDURAS

# HON

Overall Statistics for Team WBSC (as of Feb 07, 2023)  
(All Games, Sorted by Batting Avg)

Record: Tournament: 1-1 / Opening Round: 1-1 /

#	PLAYER	AVG	GP-GS	AB	R	H	2B	3B	HR	RBI	TB	SLG%	BB	HP	SO	GDP	OB%	SF	SH	SB-ATT
49	Lanza Molina Sebas	.667	2-0	3	0	2	0	0	0	1	2	.667	0	0	1	0	.667	0	0	0-0
6	Inestroza Paz Alla	.500	1-0	2	0	1	1	0	0	0	2	1.000	0	0	0	0	.500	0	0	0-0
24	Zavala Nunez Jorge	.333	2-2	6	0	2	1	0	0	1	3	.500	1	0	2	0	.429	0	0	0-0
43	Cordero Rojas Carl	.333	1-1	3	0	1	0	0	0	1	1	.333	0	0	0	1	.333	0	0	0-0
21	REYES LICONA Kevin	.286	2-2	7	2	2	0	0	0	0	2	.286	1	0	0	0	.375	0	0	0-0
90	Bernardez Aguirre	.250	2-2	8	1	2	0	0	0	0	2	.250	0	0	1	0	.250	0	0	0-0
2	Padilla Padilla Lo	.250	2-2	8	1	2	0	0	1	4	5	.625	0	0	3	0	.250	0	0	0-0
19	Mena Savillon Mois	.200	2-2	5	1	1	0	0	0	1	1	.200	0	0	2	0	.200	0	0	0-0
34	Cockborn Escobar M	.167	2-2	6	3	1	0	1	0	0	3	.500	1	3	5	0	.500	0	0	1-1
14	Cardona Pineda Jos	.143	2-2	7	1	1	0	0	0	2	1	.143	0	0	2	1	.125	1	1	0-0
10	Aguilar Merino Wal	.000	2-1	3	1	0	0	0	0	0	0	.000	1	1	3	0	.400	0	0	0-0
3	RUIZ NARVAEZ Guillem	.000	2-0	3	0	0	0	0	0	0	0	.000	0	0	0	0	.000	0	0	0-0
7	Diaz Mejia Eduardo	.000	1-1	2	0	0	0	0	0	0	0	.000	0	0	2	0	.000	0	0	0-0
47	Padilla Padilla Jo	.000	1-1	1	0	0	0	0	0	0	0	.000	0	0	1	0	.000	0	0	0-0
30	Cardona Pineda Jos	.000	1-0	1	0	0	0	0	0	0	0	.000	0	0	0	0	.000	0	0	0-0
Totals		.231		65	10	15	2	1	1	10	22	.338	4	4	22	2	.311	1	1	1-1
Opponents		.226		62	9	14	3	0	1	7	20	.323	19	1	18	1	.405	2	0	2-2

#	PLAYER	ERA	W-L	SV	IP	G	GS	CG	SHO	H	R	ER	BB	SO	2B	3B	HR	AB	B/Avg	WP	HP	BK	IBB	SHA	SFA
13	Morazan Rodriguez	0.00	0-0	0	1.2	1	0	0	0	1	0	0	2	0	0	0	0	6	.167	0	0	0	0	0	0
11	Rodriguez Archila	1.80	1-0	0	5.0	1	1	0	0	4	1	1	4	8	1	0	0	18	.222	0	0	0	0	0	0
26	Amaya Mendez Marco	2.70	0-0	0	3.1	1	0	0	0	3	1	1	3	3	1	0	0	11	.273	0	0	0	0	0	0
17	Nunez Moya Jose Ro	3.86	0-0	0	2.1	1	0	0	0	1	1	1	3	5	1	0	0	8	.125	0	0	0	0	0	0
88	Garcia Sanchez Dav	5.79	0-1	0	4.2	1	1	0	0	5	6	3	7	2	0	0	1	19	.263	0	1	2	0	0	2
Totals		3.18	1-1	0	17.0	2	2	0	0	14	9	6	19	18	3	0	1	62	.226	0	1	2	0	0	2
Opponents		4.50	1-1	0	18.0	2	2	0	0	15	10	9	4	22	2	1	1	65	.231	1	4	1	0	1	1

#	PLAYER	C	PO	A	E	DP	FLD%	CSB	SBA	SBA%	CI	PB
24	Zavala Nunez Jorge	12	12	0	0	2	1.000	0	0	0	0	0
10	Aguilar Merino Wal	11	11	0	0	0	1.000	0	0	0	0	0
6	Inestroza Paz Alla	6	5	1	0	0	1.000	0	0	0	0	0
14	Cardona Pineda Jos	5	1	4	0	0	1.000	0	0	0	0	0
2	Padilla Padilla Lo	5	2	3	0	0	1.000	0	0	0	0	0
21	REYES LICONA Kevin	4	4	0	0	0	1.000	0	0	0	0	0
30	Cardona Pineda Jos	4	4	0	0	0	1.000	0	0	0	0	0
3	RUIZ NARVAEZ Guillem	2	1	1	0	1	1.000	0	0	0	0	0
47	Padilla Padilla Jo	2	2	0	0	0	1.000	0	2	1.000	0	0
11	Rodriguez Archila	1	0	1	0	0	1.000	0	0	0	0	0
13	Morazan Rodriguez	1	1	0	0	0	1.000	0	0	0	0	0
19	Mena Savillon Mois	1	1	0	0	0	1.000	0	0	0	0	0
34	Cockborn Escobar M	7	2	4	1	1	.857	0	0	0	0	0
90	Bernardez Aguirre	6	4	1	1	1	.833	0	0	0	0	0
7	Diaz Mejia Eduardo	5	1	3	1	1	.800	0	0	0	0	0
88	Garcia Sanchez Dav	1	0	0	1	0	.000	0	0	0	0	0
Totals		73	51	18	4	2	.945	0	2	1.000	0	0
Opponents		70	54	15	1	2	.986	0	1	1.000	0	0

# ESTADÍSTICAS DE EQUIPO - TEAM'S STATS

(INCLUYENDO JUEGOS DEL 1 AL 4 - INCLUDING GAMES 1-4)



## NICARAGUA

## NCA

Overall Statistics for Nicaragua (as of Feb 07, 2023)  
 (All Games, Sorted by Batting Avg)

Record:   Tournament: 2-0 / Opening Round: 2-0 /

#	PLAYER	AVG	GP-GS	AB	R	H	2B	3B	HR	RBI	TB	SLG%	BB	HP	SO	GDP	OB%	SF	SH	SB-ATT
29	DAVILA CALVO Wisto	1.000	2-0	1	0	1	1	0	0	2	2	2.000	1	0	0	0	1.000	0	0	0-0
9	BERMUDEZ SEQUEIRA	.667	2-1	3	3	2	0	0	0	0	2	.667	0	1	0	0	.750	0	0	1-1
8	MARIN RODRIGUEZ Iv	.600	2-1	5	1	3	1	0	0	1	4	.800	0	0	1	0	.600	0	0	0-0
44	BENARD BURK Isaac	.500	2-1	6	1	3	1	0	0	3	4	.667	1	0	0	0	.571	0	0	0-0
19	VALLE MIRANDA Norl	.500	2-1	4	2	2	0	0	0	1	2	.500	2	0	0	0	.667	0	0	0-0
99	MONTES INCER Juan	.400	2-2	5	3	2	0	0	0	0	2	.400	5	0	1	0	.700	0	0	2-3
38	VASQUEZ COLMENARES	.286	2-2	7	3	2	0	0	0	0	2	.286	2	0	2	0	.444	0	0	0-0
13	REYES MENDEZ Elmer	.250	2-1	4	1	1	0	0	1	2	4	1.000	1	0	3	0	.400	0	0	0-0
28	MIRANDA CANALES El	.222	2-2	9	2	2	0	0	1	2	5	.556	1	0	2	0	.300	0	0	0-0
27	NOVOA ARANA Melvin	.200	2-2	5	1	1	1	0	0	1	2	.400	3	0	0	0	.500	0	0	0-0
1	ALEGRIA NORORI Ben	.143	2-2	7	1	1	0	0	0	0	1	.143	1	0	0	0	.250	0	0	0-0
24	CUTHBERT CARLSON C	.000	2-2	6	2	0	0	0	0	2	0	.000	2	0	1	0	.200	2	0	0-0
3	BRITTON WILSON Dwi	.000	1-1	3	0	0	0	0	0	0	0	.000	0	0	0	1	.000	0	0	0-0
Totals		.308		65	20	20	4	0	2	14	30	.462	19	1	10	1	.460	2	0	3-4
Opponents		.077		52	0	4	0	0	0	0	4	.077	1	0	27	0	.094	0	0	1-1

#	PLAYER	ERA	W-L	SV	IP	G	GS	CG	SHO	H	R	ER	BB	SO	2B	3B	HR	AB	B/Avg	WP	HP	BK	IBB	SHA	SFA
36	Medrano Obando Ron	0.00	1-0	0	6.0	1	1	0	0	1	0	0	0	13	0	0	0	19	.053	0	0	0	0	0	0
72	CRAWFORD WILLIAMS	0.00	1-0	0	5.0	1	1	0	0	2	0	0	0	6	0	0	0	17	.118	0	0	0	0	0	0
79	ACUNA SALMERON Joa	0.00	0-0	0	1.0	1	0	0	0	0	0	0	0	2	0	0	0	3	.000	0	0	0	0	0	0
12	TELLEZ VANEGAS Jun	0.00	0-0	0	1.0	1	0	0	0	1	0	0	1	1	0	0	0	4	.250	0	0	0	0	0	0
62	HEBBERT ROBINSON D	0.00	0-0	0	2.0	1	0	0	0	0	0	0	0	2	0	0	0	6	.000	0	0	0	0	0	0
82	BENNETT COOPER Gof	0.00	0-0	0	1.0	1	0	0	0	0	0	0	0	3	0	0	0	3	.000	0	0	0	0	0	0
Totals		0.00	2-0	0	16.0	2	2	0	0	4	0	0	1	27	0	0	0	52	.077	0	0	0	0	0	0
Opponents		7.20	0-2	0	15.0	2	2	0	0	20	20	12	19	10	4	0	2	65	.308	3	1	2	0	0	2

#	PLAYER	C	PO	A	E	DP	FLD%	CSB	SBA	SBA%	CI	PB
27	NOVOA ARANA Melvin	22	22	0	0	0	1.000	0	1	1.000	0	0
28	MIRANDA CANALES El	10	9	1	0	0	1.000	0	0	0	0	0
29	DAVILA CALVO Wisto	6	6	0	0	0	1.000	0	0	0	0	0
8	MARIN RODRIGUEZ Iv	4	1	3	0	0	1.000	0	0	0	0	0
24	CUTHBERT CARLSON C	3	2	1	0	0	1.000	0	0	0	0	0
99	MONTES INCER Juan	3	3	0	0	0	1.000	0	0	0	0	0
19	VALLE MIRANDA Norl	2	2	0	0	0	1.000	0	0	0	0	0
13	REYES MENDEZ Elmer	1	0	1	0	0	1.000	0	0	0	0	0
44	BENARD BURK Isaac	1	1	0	0	0	1.000	0	0	0	0	0
3	BRITTON WILSON Dwi	1	1	0	0	0	1.000	0	0	0	0	0
12	TELLEZ VANEGAS Jun	1	0	1	0	0	1.000	0	0	0	0	0
62	HEBBERT ROBINSON D	1	0	1	0	0	1.000	0	0	0	0	0
72	CRAWFORD WILLIAMS	3	1	1	1	0	.667	0	0	0	0	0
Totals		58	48	9	1	0	.983	0	1	1.000	0	0
Opponents		74	45	20	9	2	.878	1	3	.750	0	1

## ESTADÍSTICAS DE EQUIPO - TEAM'S STATS

(INCLUYENDO JUEGOS DEL 1 AL 4 - INCLUDING GAMES 1-4)



# TEAM WBSC



Overall Statistics for Team WBSC (as of Feb 07, 2023)  
(All Games, Sorted by Batting Avg)

Record: Tournament: 0-1 / Opening Round: 0-1 /

#	PLAYER	AVG	GP-GS	AB	R	H	2B	3B	HR	RBI	TB	SLG%	BB	HP	SO	GDP	OB%	SF	SH	SB-ATT
6	VIZCAINO CHINCHILL	.500	1-1	2	0	1	0	0	0	0	1	.500	3	0	0	0	.800	0	0	0-0
34	Marte Duarte Sean	.400	1-1	5	1	2	2	0	0	0	4	.800	0	0	2	0	.400	0	0	0-0
98	MAYO MORALES Paolo	.333	1-1	3	0	1	0	0	0	1	1	.333	1	0	1	0	.500	0	0	0-0
76	Esquivel Rosales D	.250	1-1	4	0	1	0	0	0	0	1	.250	1	0	1	0	.400	0	0	0-0
25	Lemus Pena Marco T	.200	1-1	5	0	1	0	0	0	1	1	.200	0	0	3	0	.200	0	0	0-0
4	MOLINA LOPEZ Danie	.000	1-0	0	0	0	0	0	0	0	0	.000	1	0	0	0	1.000	0	0	0-0
23	HERNANDEZ SILIEZAR	.000	1-1	2	0	0	0	0	0	0	0	.000	1	0	1	0	.333	0	0	0-0
12	Gonzalez Negreros	.000	1-1	4	0	0	0	0	0	0	0	.000	0	0	1	0	.000	0	0	0-0
18	Lopez Zepeda Juan	.000	1-1	4	0	0	0	0	0	0	0	.000	0	0	3	0	.000	0	0	0-0
19	Samayoa Morataya L	.000	1-1	2	1	0	0	0	0	0	0	.000	2	0	1	0	.500	0	0	0-0
92	Diaz Molina Jose a	.000	1-0	1	0	0	0	0	0	0	0	.000	0	0	0	0	.000	0	0	0-0
Totals		.188		32	2	6	2	0	0	2	8	.250	9	0	13	0	.366	0	0	0-0
Opponents		.378		37	10	14	2	1	1	10	21	.568	4	4	4	2	.478	1	1	1-1

#	PLAYER	ERA	W-L	SV	IP	G	GS	CG	SHO	H	R	ER	BB	SO	2B	3B	HR	AB	B/Avg	WP	HP	BK	IBB	SHA	SFA
9	MARTINEZ POLANCO D	0.00	0-0	0	1.1	1	0	0	0	3	0	0	1	0	1	0	0	7	.429	0	0	0	0	0	0
41	Suncar Ramirez Die	0.00	0-0	0	0.2	1	0	0	0	0	0	0	0	0	0	0	0	1	.000	0	0	0	0	0	0
20	Rojas Guirola Eric	0.00	0-0	0	1.2	1	0	0	0	2	0	0	1	0	1	0	0	5	.400	0	0	0	0	0	0
35	POLANCO DUARTE Car	9.00	0-0	0	2.0	1	0	0	0	2	2	2	2	0	0	1	0	7	.286	1	1	1	0	0	1
43	AMADO TORTOLA Dieg	18.90	0-1	0	3.1	1	1	0	0	7	8	7	0	4	0	0	1	17	.412	0	3	0	0	1	0
Totals		9.00	0-1	0	9.0	1	1	0	0	14	10	9	4	4	2	1	1	37	.378	1	4	1	0	1	1
Opponents		2.00	1-0	0	9.0	1	1	0	0	6	2	2	9	13	2	0	0	32	.188	0	0	0	0	0	0

#	PLAYER	C	PO	A	E	DP	FLD%	CSB	SBA	SBA%	CI	PB
18	Lopez Zepeda Juan	10	6	4	0	1	1.000	0	0	0	0	0
25	Lemus Pena Marco T	9	8	1	0	2	1.000	0	0	0	0	0
6	VIZCAINO CHINCHILL	7	5	2	0	0	1.000	0	1	1.000	0	0
43	AMADO TORTOLA Dieg	2	1	1	0	0	1.000	0	0	0	0	0
98	MAYO MORALES Paolo	2	2	0	0	0	1.000	0	0	0	0	0
34	Marte Duarte Sean	2	1	1	0	0	1.000	0	0	0	0	0
12	Gonzalez Negreros	1	1	0	0	0	1.000	0	0	0	0	0
76	Esquivel Rosales D	1	1	0	0	0	1.000	0	0	0	0	0
19	Samayoa Morataya L	6	2	3	1	2	.833	0	0	0	0	0
Totals		40	27	12	1	2	.975	0	1	1.000	0	0
Opponents		35	27	8	0	0	1	0	0	0	0	0



## RESUMEN DE LIDERES BATEO - PITCHEO BATTING - PITCHING LEADERS SUMMARY

(INCLUYENDO JUEGOS DEL 1 AL 4 - INCLUDING GAMES 1-4)

### MEJORES BATEADORES – BATTING LEADERS

PLAYER	AVG	GP-GS	PA	AB	R	H	2B	3B	HRR	BI	TB	SLG	BB	HP	SO	GDP	OBP	SF	SB	CS	SH	SB-ATT
BENARD BURK Isaac Ma NCA	.500	2-1	7	6	1	3	1	0	0	3	4	.667	1	0	0	0	.571	0	0	0	0	0-0
MORA ARRIETA Manriqu CRC	.500	2-2	7	6	2	3	0	0	0	0	3	.500	1	0	1	0	.571	0	0	0	0	0-0
VALLE MIRANDA Norlan NCA	.500	2-1	6	4	2	2	0	0	0	1	2	.500	2	0	0	0	.667	0	0	0	0	0-0
Velasco Lopez Mario ESA	.500	1-1	5	4	1	2	0	0	0	0	2	.500	1	0	0	0	.600	0	0	0	0	0-0
VIZCAINO CHINCHILLA GUA	.500	1-1	5	2	0	1	0	0	0	0	1	.500	3	0	0	0	.800	0	0	0	0	0-0
ASCANIO MENDEZ Manue CRC	.400	2-2	6	5	0	2	1	0	0	1	3	.600	1	0	1	0	.500	0	0	1	0	0-1
Marte Duarte Sean Ca GUA	.400	1-1	5	5	1	2	2	0	0	0	4	.800	0	0	2	0	.400	0	0	0	0	0-0
MONTES INCER Juan Di NCA	.400	2-2	10	5	3	2	0	0	0	0	2	.400	5	0	1	0	.700	0	2	1	0	2-3
MAYO MORALES Paolo N GUA	.333	1-1	4	3	0	1	0	0	0	1	1	.333	1	0	1	0	.500	0	0	0	0	0-0
Zavala Nunez Jorge A HON	.333	2-2	7	6	0	2	1	0	0	1	3	.500	1	0	2	0	.429	0	0	0	0	0-0
REYES LICONA Kevin J HON	.286	2-2	8	7	2	2	0	0	0	0	2	.286	1	0	0	0	.375	0	0	0	0	0-0
VASQUEZ COLMENARES W NCA	.286	2-2	9	7	3	2	0	0	0	0	2	.286	2	0	2	0	.444	0	0	0	0	0-0
Bernardez Aguirre Jo HON	.250	2-2	8	8	1	2	0	0	0	0	2	.250	0	0	1	0	.250	0	0	0	0	0-0
Esquivel Rosales Dav GUA	.250	1-1	5	4	0	1	0	0	0	0	1	.250	1	0	1	0	.400	0	0	0	0	0-0
Padilla Padilla Lomb HON	.250	2-2	8	8	1	2	0	0	1	4	5	.625	0	0	3	0	.250	0	0	0	0	0-0
MIRANDA CANALES Elia NCA	.222	2-2	10	9	2	2	0	0	1	2	5	.556	1	0	2	0	.300	0	0	0	0	0-0
Lemus Pena Marco Tul GUA	.200	1-1	5	5	0	1	0	0	0	1	1	.200	0	0	3	0	.200	0	0	0	0	0-0
NOVOA ARANA Melvin D NCA	.200	2-2	8	5	1	1	1	0	0	1	2	.400	3	0	0	0	.500	0	0	0	0	0-0

### MEJORES LANZADORES – PITCHING LEADERS

PLAYER	T	ERA	W-L	APP	GS	CG	SHO	SV	IP	H	R	ER	BB	SO	2B	3B	HR	AB	B/Avg	WP	HBP	BK
Medrano Obando Ronal NCA	R	0.00	1-0	1	1	0	0	0	6.0	1	0	0	0	13	0	0	0	19	.053	0	0	0
CRAWFORD WILLIAMS Le NCA	L	0.00	1-0	1	1	0	0	0	5.0	2	0	0	0	6	0	0	0	17	.118	0	0	0
HEBBERT ROBINSON Duq NCA	R	0.00	0-0	1	0	0	0	0	2.0	0	0	0	0	2	0	0	0	6	.000	0	0	0
Lopez Bustos Christi CRC	R	0.00	0-0	1	0	0	0	1	2.0	0	0	0	2	1	0	0	0	6	.000	0	0	1
Martinez Orellana He ESA	R	0.00	0-0	1	0	0	0	0	1.0	0	0	0	0	2	0	0	0	2	.000	0	0	0
MARTINEZ POLANCO Die GUA	R	0.00	0-0	1	0	0	0	0	1.1	3	0	0	1	0	1	0	0	7	.429	0	0	0
Morazan Rodriguez Jo HON	R	0.00	0-0	1	0	0	0	0	1.2	1	0	0	2	0	0	0	0	6	.167	0	0	0
Rojas Guirola Erick GUA	R	0.00	0-0	1	0	0	0	0	1.2	2	0	0	1	0	1	0	0	5	.400	0	0	0
Barquero Jackson Pab CRC	R	1.29	1-0	1	1	0	0	0	7.0	2	1	1	5	6	0	0	0	21	.095	5	1	0
Alfaro Nolasco Nelso ESA	L	1.69	0-1	1	1	0	0	0	5.1	4	2	1	2	5	0	0	0	19	.211	0	0	0
Rodriguez Archila Da HON	L	1.80	1-0	1	1	0	0	0	5.0	4	1	1	4	8	1	0	0	18	.222	0	0	0
Amaya Mendez Marco A HON	R	2.70	0-0	1	0	0	0	0	3.1	3	1	1	3	3	1	0	0	11	.273	0	0	0
Parker Hernandez Mar ESA	R	3.38	0-0	1	0	0	0	0	2.2	2	1	1	1	3	1	0	0	8	.250	0	0	0
Nunez Moya Jose Robe HON	R	3.86	0-0	1	0	0	0	0	2.1	1	1	1	3	5	1	0	0	8	.125	0	0	0
Garcia Sanchez David HON	L	5.79	0-1	1	1	0	0	0	4.2	5	6	3	7	2	0	0	1	19	.263	0	1	2
Ramirez Hernandez Pa CRC	R	5.79	0-1	1	1	0	0	0	4.2	7	8	3	5	4	1	0	0	22	.318	2	0	0

## ABBREVIATIONS – ABREVIATURAS (IN ALPHABETICAL ORDER – EN ORDEN ALFABÉTICO)

OFENSIVA – HITTING			PITCHEO – PITCHING		
<b>2B</b>	Doubles	Dobles	<b>2B</b>	Doubles allowed	Dobles permitidos
<b>3B</b>	Triples	Triples	<b>3B</b>	Triples allowed	Triples permitidos
<b>AB</b>	At bats	Veces al bate	<b>AB</b>	At bats	Veces al bate
<b>AVG</b>	Batting average	Average de bateo	<b>B/Avg</b>	Opponent batting average	Average de bateo de los oponentes
<b>BB</b>	Base on balls	Base por bolas	<b>BK</b>	Balk	Balk
<b>GDP</b>	Grounded into double plays	Batazo para Doble Play	<b>BB</b>	Base on balls allowed	Bases por bolas concedidas
<b>G</b>	Games played	Juegos jugados	<b>CG</b>	Complete games	Juegos completo
<b>H</b>	Hits	Hits conectados	<b>ER</b>	Earned runs allowed	Carreras limpias permitidas
<b>HP</b>	Hit by pitch	Golpeado por el lanzador	<b>ERA</b>	Earned run average	Promedio de efectividad
<b>HR</b>	Homeruns	Cuadrangulares	<b>IBB</b>	Intentional base on balls allowed	Bases por bolas intencionales
<b>IBB</b>	Intentional base on balls	Base por bolas intencional	<b>GP</b>	Games pitched	Juegos lanzados
<b>OB%</b>	On base percentage	Promedio de embasado	<b>GS</b>	Games started	Juegos Iniciados
<b>R</b>	Runs scored	Carreras anotadas	<b>H</b>	Hits allowed	Hits permitidos
<b>RBI</b>	Runs batted in	Carreras impulsadas	<b>HP</b>	Hit by pitch	Golpeados por el lanzamiento
<b>SB / ATT</b>	Stolen bases / SB attempts	Baes Robadas / Intentos de robo	<b>HR</b>	Home runs allowed	Cuadrangulares permitidos
<b>SF</b>	Sacrifice flies	Sacrificio Fly	<b>IP</b>	Innings played	Entradas lanzadas
<b>SH</b>	Sacrifice hits	Toque de sacrificio	<b>R</b>	Runs allowed	Carreras permitidas
<b>SLG%</b>	Slugging percentage	Average de slugging	<b>SO</b>	Strikeouts	Ponches propinados
<b>SO</b>	Strikeouts	Ponches	<b>SFA</b>	Sacrifice flies allowed	Sacrificios fly permitidos
<b>TB</b>	Total bases	Total de bases alcanzadas por hit	<b>SHA</b>	Sacrifice hits allowed	Toques de sacrificio permitidos
			<b>SHO</b>	Shutouts / Combination shutouts	Blanqueos / Blanqueos combinados
			<b>SV</b>	Saves	Juegos salvados
			<b>W-L</b>	Wins/Losses	Juegos ganados/Perdidos
			<b>WP</b>	Wild pitches	Wild pitches

### DEFENSA – FIELDING

<b>A</b>	Assists	Asistencias
<b>C</b>	Chances	Total de lances
<b>CI</b>	Catcher's interference	Interferencia del receptor
<b>CSB</b>	Caught stealing (by pitcher and catcher)	Atrapado robando (del lanzador y del receptor)
<b>DP</b>	Double plays participated in	Participaciones en doble play
<b>E</b>	Errors	Errores
<b>FLD%</b>	Fielding percentage	Promedio de defensa
<b>PB</b>	Passed balls (catcher)	Passed ball (receptor)
<b>PO</b>	Putouts	Outs (Eliminaciones)
<b>SBA</b>	Stolen bases allowed (pitcher and catcher)	Robos permitidos (lanzador y receptor)
<b>SBA%</b>	Stolen bases against percentage (pitcher and catcher)	Promedio de robos permitidos (lanzador y receptor)