

CENTROAMERICANO DE BEISBOL

WBSC
AMERICAS BEISBOL

WBSC

AMERICAS BEISBOL

REPORTE DIARIO – DAILY REPORT

No. 3

8 DE FEBRERO / FEBRUARY 8th, 2023

@wbscamericasbeisbol

PRIMERA RONDA – FIRST ROUND

POSICIÓN DE EQUIPOS – STANDINGS

RK	EQUIPOS – TEAMS	GP	W	L	AVG	GB
1	 NICARAGUA	2	2	0	1.000	-
2	 HONDURAS	3	2	1	.667	0.5
3	 TEAM WBSC	2	1	1	.500	1.0
4	 COSTA RICA	3	1	2	.333	1.5
5	 EL SALVADOR	2	0	2	.000	2.0

Los equipos son ordenados en atención a los Reglamentos Oficiales de WBSC Américas.

The teams are placed according to the Tournament Regulations for the WBSC Americas.

RONDA DE APERTURA – OPENING ROUND

CALENDARIO Y RESULTADOS – SCHEDULE AND RESULTS

EQUIPOS – TEAMS

 COSTA RICA

 EL SALVADOR

 HONDURAS

 NICARAGUA

 TEAM WBSC





LUNES 6 DE FEBRERO – MONDAY FEBRUARY 6, 2023

#	Hora Hour	Estadio Stadium	Equipo Visitante Away Team	Equipo Local Home Team	Score	Inn
1	11:00	ESTADIO NACIONAL SOBERANÍA	 COSTA RICA	 EL SALVADOR	3 - 1	
2	18:30	ESTADIO NACIONAL SOBERANÍA	 HONDURAS	 NICARAGUA	0 - 7	

MARTES 7 DE FEBRERO – TUESDAY FEBRUARY 7, 2023

#	Hora Hour	Estadio Stadium	Equipo Visitante Away Team	Equipo Local Home Team	Score	Inn
3	11:00	ESTADIO NACIONAL SOBERANÍA	 HONDURAS	 TEAM WBSC	10 - 2	
4	18:30	ESTADIO NACIONAL SOBERANÍA	 NICARAGUA	 COSTA RICA	13 - 0	7

MIÉRCOLES 8 DE FEBRERO – WEDNESDAY FEBRUARY 8, 2023

#	Hora Hour	Estadio Stadium	Equipo Visitante Away Team	Equipo Local Home Team	Score	Inn
5	11:00	ESTADIO NACIONAL SOBERANÍA	 COSTA RICA	 HONDURAS	1 - 6	
6	18:30	ESTADIO NACIONAL SOBERANÍA	 TEAM WBSC	 EL SALVADOR	3 - 2	

Hora local en Managua, Nicaragua (GMT-6) / Local time in Managua, Nicaragua (GMT-6)

RONDA DE APERTURA – OPENING ROUND

CALENDARIO Y RESULTADOS – SCHEDULE AND RESULTS

JUEVES 9 DE FEBRERO – THURSDAY FEBRUARY 8, 2023

#	Hora Hour	Estadio Stadium	Equipo Visitante Away Team	Equipo Local Home Team	Score	Inn
7	11:00	ESTADIO NACIONAL SOBERANÍA	 TEAM WBSC	 COSTA RICA		
8	18:30	ESTADIO NACIONAL SOBERANÍA	 EL SALVADOR	 NICARAGUA		

VIERNES 10 DE FEBRERO – FRIDAY FEBRUARY 10, 2023

#	Hora Hour	Estadio Stadium	Equipo Visitante Away Team	Equipo Local Home Team	Score	Inn
9	11:00	ESTADIO NACIONAL SOBERANÍA	 EL SALVADOR	 HONDURAS		
10	18:30	ESTADIO NACIONAL SOBERANÍA	 NICARAGUA	 TEAM WBSC		

RONDA DE FINAL – FINAL ROUND

MEDALLAS – MEDALS

DOMINGO 12 DE FEBRERO – SUNDAY FEBRUARY 12, 2023

#	Hora Hour	Estadio Stadium	Equipo Visitante Away Team	Equipo Local Home Team	Score	Inn
11	13:00	ESTADIO NACIONAL SOBERANÍA	4° Clasificado	3° Clasificado		
12	18:30	ESTADIO NACIONAL SOBERANÍA	2° Clasificado	1° Clasificado		

Hora local en Managua, Nicaragua (GMT-6) / Local time in Managua, Nicaragua (GMT-6)

RESULTADO DEL JUEGO - GAME SUMMARY 05

COSTA RICA – HONDURAS

Feb 08, 2023 at (Estadio Nacional Soberanía)

```
-----
Costa Rica.....100 000 000 - 1 4 4
Honduras.....120 200 01X - 6 12 2
-----
```

Costa Rica 1

PLAYER	AB	R	H	BI	2B	3B	HR	BB	SB	CS	HP	SH	SF	SO	IBB	KL	GDP	PO	A	E
BUCKMAN BERROCAL Tho rf	3	1	0	0	0	0	0	0	0	0	1	0	0	1	0	0	0	1	0	0
MORA ARRIETA Manriqu ss	4	0	1	0	0	0	0	0	0	1	0	0	0	0	0	0	0	2	3	1
ASCANIO MENDEZ Manue c	3	0	1	0	0	0	1	1	0	0	0	0	0	0	0	0	1	5	1	0
FRANCIS RAMON SOTO lb	3	0	1	0	0	0	0	1	0	0	0	0	0	1	0	1	0	6	0	1
URROZ SANDOVAL Kenne pr	0	0	0	0	0	0	0	0	0	0	0	0	0	0	0	0	0	0	0	0
MONGE RUIZ Yader dh	4	0	1	0	0	0	0	0	0	0	0	0	0	0	0	0	1	0	0	0
TORRES Ivan lf	3	0	0	0	0	0	0	0	0	0	0	0	0	1	0	0	0	2	1	1
PALMA VILLAGRA Bayro ph	0	0	0	0	0	0	0	1	0	0	0	0	0	0	0	0	0	0	0	0
IRIGROYEN MORGAN Jass 2b	3	0	0	0	0	0	1	0	0	0	0	0	1	0	0	0	4	2	0	
JUAREZ CADENA Emilso 3b	3	0	0	0	0	0	1	0	0	0	0	0	1	0	0	0	2	2	0	
MULLINS CASANOVA Wil cf	3	0	0	0	0	0	0	0	0	0	0	0	0	2	0	0	0	2	0	0
Totals	29	1	4	0	0	0	0	5	1	1	1	0	0	7	0	1	2	24	10	4

Honduras 6

PLAYER	AB	R	H	BI	2B	3B	HR	BB	SB	CS	HP	SH	SF	SO	IBB	KL	GDP	PO	A	E
COCKBORN ESCOBAR May ss	4	2	2	0	0	0	0	1	0	0	0	0	0	0	0	0	0	2	2	2
CARDONA PINEDA Jose 2b	5	1	1	0	0	0	0	0	0	0	0	0	0	1	0	1	0	4	3	0
PADILLA PADILLA Lomb 3b	5	0	4	2	0	0	0	0	0	1	0	0	0	0	0	0	0	2	4	0
ZAVALA NUÑEZ Jorge A lb	3	0	0	0	0	0	2	0	0	0	0	0	0	0	2	0	0	10	0	0
REYES LICONA Kevin J cf	4	1	2	1	0	0	0	0	0	0	0	0	0	0	0	0	0	1	0	0
BERNARDEZ AGUIRRE Jo lf	4	1	1	2	0	0	1	0	0	0	0	0	0	1	0	0	0	1	0	0
INESTROZA PAZ Allan dh	3	0	1	0	0	0	0	0	0	0	0	0	0	0	0	0	0	0	0	0
AMAYA MENDEZ Marco A ph/dh	1	0	0	0	0	0	0	0	0	0	0	0	0	0	0	0	0	0	0	0
AGUILAR MERINO Walte c	3	0	0	0	0	0	0	1	0	0	0	0	0	1	0	0	0	6	2	0
LANZA MOLINA Sebasti rf	3	1	1	0	0	0	0	0	0	0	0	1	0	1	0	1	0	1	0	0
Totals	35	6	12	5	0	0	1	4	0	1	0	1	0	4	2	2	0	27	12	2

Costa Rica	IP	H	R	ER	BB	SO	WP	HP	BK	IBB	SH	SF	2B	3B	HR	AB	BF	FO	GO	NP
HOLMES DOWNS Donovan L,0-1	2.0	6	3	2	4	2	0	0	0	2	1	0	0	0	0	13	18	2	2	57
ESCOTO LOPEZ Taylor	5.2	6	3	3	0	2	0	0	1	0	0	0	0	0	1	21	21	8	5	64
CASCANTE ROLDAN Fabi	0.1	0	0	0	0	0	0	0	0	0	0	0	0	0	0	1	1	1	0	2

Honduras	IP	H	R	ER	BB	SO	WP	HP	BK	IBB	SH	SF	2B	3B	HR	AB	BF	FO	GO	NP
GIRoN BALLADAREZ Jua W,1-0	8.0	4	1	0	2	6	0	1	1	0	0	0	0	0	0	27	30	8	9	104
DIAZ VILLATORO Denis	1.0	0	0	0	3	1	0	0	0	0	0	0	0	0	0	2	5	0	1	22

Umpires: HP-Jaime Duban Laguna (NCA), 1B-Jaime Ramirez (NCA), 2B-Sheyyla Baez (NCA), 3B-Carlos Torres (NCA), CO-Oscar Matamoros (NCA)
 Scorers: Rafael Mojica (NCA)
 TC: Gustavo ARGÜELLO (NCA), Evert LOPEZ (NCA)
 Start: 10:57 Time: 2:27 Attendance: 150 Weather: Parcialmente nublado, 30°
 Game Notes: None
 Game: 5

RESULTADO DEL JUEGO - GAME SUMMARY 06

TEAM WBSC – EL SALVADOR

Feb 08, 2023 at (Estadio Nacional Soberanía)

```
-----
Team WBSC.....000 002 010 - 3 5 2
El Salvador.....020 000 000 - 2 8 2
-----
```

Team WBSC 3

PLAYER	AB	R	H	BI	2B	3B	HR	BB	SB	CS	HP	SH	SF	SO	IBB	KL	GDP	PO	A	E
ESQUIVEL ROSALES Dav lf	4	0	0	0	0	0	0	0	0	0	1	0	0	1	0	0	0	2	0	0
SAMAYOA MORATAYA Lui ss	4	1	0	0	0	0	0	0	0	1	1	0	0	1	0	0	0	2	4	0
VIZCAINO CHINCHILLA c	3	1	1	0	0	0	0	2	0	0	0	0	0	0	0	0	0	6	0	0
MARTE DUARTE Sean Ca 3b	4	1	2	1	0	1	0	0	0	0	0	0	0	2	0	1	0	0	1	1
LEMUS PEÑA Marco Tul 1b	3	0	2	2	0	0	0	0	0	0	0	0	1	1	0	0	0	9	0	0
LOPEZ ZEPEDA Juan Jo 2b	3	0	0	0	0	0	0	0	0	0	1	0	0	3	0	0	0	4	3	1
HERNANDEZ SILIEZAR J dh	2	0	0	0	0	0	0	0	0	0	1	0	0	2	0	0	0	0	0	0
DIAZ MOLINA Jose and ph	1	0	0	0	0	0	0	0	0	0	0	0	0	1	0	1	0	0	0	0
MAYO MORALES Paolo N cf	3	0	0	0	0	0	0	1	0	0	0	0	0	1	0	0	0	2	0	0
GONZALEZ NEGREROS Ra rf	4	0	0	0	0	0	0	0	0	0	0	0	0	0	0	0	0	2	0	0
AMEZQUITA CASTELLANO p	0	0	0	0	0	0	0	0	0	0	0	0	0	0	0	0	0	0	2	0
MARTINEZ POLANCO Car p	0	0	0	0	0	0	0	0	0	0	0	0	0	0	0	0	0	0	1	0
Totals	31	3	5	3	0	1	0	3	0	1	4	0	1	12	0	2	0	27	11	2

El Salvador 2

PLAYER	AB	R	H	BI	2B	3B	HR	BB	SB	CS	HP	SH	SF	SO	IBB	KL	GDP	PO	A	E
VELASCO LOPEZ Mario ss	4	0	0	0	0	0	0	0	0	0	0	1	0	0	0	0	0	2	3	0
FLORES GUEVARA Jason cf/lb	5	0	2	0	0	0	0	0	0	0	0	0	0	1	0	0	0	3	0	1
DERAS IRAHETA Melvin 3b	5	0	2	0	0	0	0	0	0	0	0	0	0	0	0	0	0	2	5	0
JIMENEZ FERMAN Wilfr dh	4	1	1	0	0	0	0	0	2	0	0	0	0	0	0	0	0	0	0	0
MANRIQUE CARBALLO Ma c	3	1	1	0	0	0	0	1	0	0	0	0	0	1	1	0	0	13	0	1
RIVAS CAMPOS Carlos 1b	2	0	0	0	0	0	0	0	0	0	0	0	0	1	0	0	0	1	0	0
MARQUEZ MARQUEZ Jose ph/rf	2	0	0	0	0	0	0	0	0	0	0	0	0	1	0	0	0	0	0	0
AYALA SARAVIDA Kevin lf	4	0	0	0	0	0	0	0	0	0	0	0	0	2	0	0	0	1	1	0
PARKER HERNANDEZ Mar 2b	3	0	1	0	0	0	0	1	0	0	0	0	0	0	0	0	0	4	0	0
BONILLA AZUCENA Emer rf/cf	2	0	1	1	0	0	0	1	0	0	0	1	0	0	0	0	0	1	0	0
MARTINEZ ORELLANA He p	0	0	0	0	0	0	0	0	0	0	0	0	0	0	0	0	0	0	2	0
BAUTISTA VILLATORO J p	0	0	0	0	0	0	0	0	0	0	0	0	0	0	0	0	0	0	0	0
Totals	34	2	8	1	0	0	0	3	2	0	0	2	0	6	1	0	0	27	11	2

Team WBSC	IP	H	R	ER	BB	SO	WP	HP	BK	IBB	SH	SF	2B	3B	HR	AB	BF	FO	GO	NP
AMEZQUITA CASTELLANO W,1-0	8.0	8	2	0	3	6	0	0	0	1	1	0	0	0	0	32	36	10	8	115
MARTINEZ POLANCO Car SV,1	1.0	0	0	0	0	0	0	0	0	0	1	0	0	0	0	2	3	0	3	7

El Salvador	IP	H	R	ER	BB	SO	WP	HP	BK	IBB	SH	SF	2B	3B	HR	AB	BF	FO	GO	NP
MARTINEZ ORELLANA He	6.0	3	2	0	1	9	0	2	0	0	0	0	0	1	0	21	24	4	4	98
BAUTISTA VILLATORO J L,0-1	3.0	2	1	1	2	3	0	2	0	0	0	1	0	0	0	10	15	3	2	52

Umpires: HP-Jackson Herrera (NCA), 1B-Oscar Matamoros (NCA), 2B-Manuel VICENTE (NCA), 3B-Hamilton Lopez (NCA), CO-Jaime Duban Laguna (NCA)

Scorers: Santos Largaespada (NCA)
 TC: Ronald TIFFER (NCA), Sandy Osvaldo Moreno Alvarado (NCA)
 Start: 18:28 Time: 2:42 Attendance: 0 Weather: Húmedo
 Game Notes: None
 Game: 6

RESUMEN DE LIDERES INDIVIDUALES

INDIVIDUAL LEADERS SUMMARY

(INCLUYENDO JUEGOS DEL 1 AL 6 - INCLUDING GAMES 1-6)

LIDERES OFENSIVOS – BATTING LEADERS

BATTING AVERAGE (min 2.7 PA/G)

1. BENARD BURK Isaac, NCA	.500
- VALLE MIRANDA Norl, NCA	.500
3. Padilla Padilla Lo, HON	.462
4. Marte Duarte Sean, GUA	.444
5. MONTES INCER Juan, NCA	.400
- MORA ARRIETA Manri, CRC	.400
- VIZCAINO CHINCHILL, GUA	.400
8. ASCANIO MENDEZ Man, CRC	.375
- Lemus Pena Marco T, GUA	.375

SLUGGING PCT (min 2.7 PA/G)

1. Marte Duarte Sean, GUA	.889
2. Padilla Padilla Lo, HON	.692
3. BENARD BURK Isaac, NCA	.667
4. MIRANDA CANALES El, NCA	.556
5. ASCANIO MENDEZ Man, CRC	.500
- Bernardez Aguirre, HON	.500
- Cockborn Escobar M, HON	.500
- VALLE MIRANDA Norl, NCA	.500
9. 4 Tied at	.400

ON BASE PCT (min 2.7 PA/G)

1. MONTES INCER Juan, NCA	.700
- VIZCAINO CHINCHILL, GUA	.700
3. VALLE MIRANDA Norl, NCA	.667
4. BENARD BURK Isaac, NCA	.571
5. Cockborn Escobar M, HON	.533
6. ASCANIO MENDEZ Man, CRC	.500
- NOVOA ARANA Melvin, NCA	.500
8. Padilla Padilla Lo, HON	.462
9. MORA ARRIETA Manri, CRC	.455
10. 2 Tied at	.444

RUNS

1. Cockborn Escobar M, HON	5
2. BERMUDEZ SEQUEIRA, NCA	3
- MONTES INCER Juan, NCA	3
- REYES LICONA Kevin, HON	3
- VASQUEZ COLMENARES, NCA	3
6. 9 Tied at	2

HITS

1. Padilla Padilla Lo, HON	6
2. Marte Duarte Sean, GUA	4
- MORA ARRIETA Manri, CRC	4
- REYES LICONA Kevin, HON	4
5. 7 Tied at	3

RBI

1. Padilla Padilla Lo, HON	6
2. BENARD BURK Isaac, NCA	3
- Lemus Pena Marco T, GUA	3
4. Bernardez Aguirre, HON	2
- Cardona Pineda Jos, HON	2
- CUTHBERT CARLSON C, NCA	2
- DAVILA CALVO Wisto, NCA	2
- MIRANDA CANALES El, NCA	2
- REYES MENDEZ Elmer, NCA	2
10. 14 Tied at	1

DOUBLES

1. Marte Duarte Sean, GUA	2
2. ASCANIO MENDEZ Man, CRC	1
- BENARD BURK Isaac, NCA	1
- DAVILA CALVO Wisto, NCA	1
- Inestroza Paz Alla, HON	1
- MARIN RODRIGUEZ Iv, NCA	1
- NOVOA ARANA Melvin, NCA	1
- Zavala Nunez Jorge, HON	1

TRIPLES

1. Cockborn Escobar M, HON	1
- Marte Duarte Sean, GUA	1

HOMERUNS

1. Bernardez Aguirre, HON	1
- MIRANDA CANALES El, NCA	1
- Padilla Padilla Lo, HON	1
- REYES MENDEZ Elmer, NCA	1

TOTAL BASES

1. Padilla Padilla Lo, HON	9
2. Marte Duarte Sean, GUA	8
3. Bernardez Aguirre, HON	6
4. Cockborn Escobar M, HON	5
- MIRANDA CANALES El, NCA	5
6. 6 Tied at	4

WALKS

1. MONTES INCER Juan, NCA	5
- VIZCAINO CHINCHILL, GUA	5
3. NOVOA ARANA Melvin, NCA	3
- Zavala Nunez Jorge, HON	3
5. 11 Tied at	2

HIT BY PITCH

1. Cockborn Escobar M, HON	3
2. Aguilar Merino Wal, HON	1
- BERMUDEZ SEQUEIRA, NCA	1
- Buckman Berrocal T, CRC	1
- Esquivel Rosales D, GUA	1
- HERNANDEZ SILIEZAR, GUA	1
- Lopez Zepeda Juan, GUA	1
- Manrique Carballo, ESA	1
- Samayoa Morataya L, GUA	1

SACRIFICE HITS

1. Bonilla Azucena Em, ESA	2
2. Buckman Berrocal T, CRC	1
- Cardona Pineda Jos, HON	1
- Flores Guevara Jas, ESA	1
- Lanza Molina Sebas, HON	1
- Velasco Lopez Mari, ESA	1

SACRIFICE FLY

1. CUTHBERT CARLSON C, NCA	2
2. Cardona Pineda Jos, HON	1
- Lemus Pena Marco T, GUA	1
- MONGE RUIZ Yader, CRC	1

STOLEN BASES

1. Jimenez Ferman Wil, ESA	2
- MONTES INCER Juan, NCA	2
3. ASCANIO MENDEZ Man, CRC	1
- BERMUDEZ SEQUEIRA, NCA	1
- Cockborn Escobar M, HON	1
- MONGE RUIZ Yader, CRC	1
- Torres Caballeros, CRC	1

PLATE APPEARANCES

1. Cockborn Escobar M, HON	15
2. Cardona Pineda Jos, HON	14
3. Padilla Padilla Lo, HON	13
4. Bernardez Aguirre, HON	12
- REYES LICONA Kevin, HON	12
- Zavala Nunez Jorge, HON	12
7. 3 Tied at	11

AT BATS

1. Padilla Padilla Lo, HON	13
2. Bernardez Aguirre, HON	12
- Cardona Pineda Jos, HON	12
4. REYES LICONA Kevin, HON	11
5. Cockborn Escobar M, HON	10
- MONGE RUIZ Yader, CRC	10
- MORA ARRIETA Manri, CRC	10
8. 6 Tied at	9

CAUGHT STEALING

1. ASCANIO MENDEZ Man, CRC	1
- MONTES INCER Juan, NCA	1
- MORA ARRIETA Manri, CRC	1
- Padilla Padilla Lo, HON	1
- Samayoa Morataya L, GUA	1
- Torres Caballeros, CRC	1

STRIKEOUTS

1. Lopez Zepeda Juan, GUA	6
2. Cockborn Escobar M, HON	5
3. Aguilar Merino Wal, HON	4
- AYALA SARAVIA Kevi, ESA	4
- Francis Ramon SOTO, CRC	4
- Lemus Pena Marco T, GUA	4
- Marte Duarte Sean, GUA	4
- Mullins Casanova W, CRC	4
- Torres Caballeros, CRC	4
10. 7 Tied at	3

STRIKEOUTS LOOKING

1. Cockborn Escobar M, HON	4
2. Marte Duarte Sean, GUA	3
3. Francis Ramon SOTO, CRC	2
- Lanza Molina Sebas, HON	2
- Lemus Pena Marco T, GUA	2
- MIRANDA CANALES El, NCA	2
- Padilla Padilla Lo, HON	2
8. 17 Tied at	1

GDP

1. ASCANIO MENDEZ Man, CRC	1
- BRITTON WILSON Dwi, NCA	1
- Cardona Pineda Jos, HON	1
- Cordero Rojas Carl, HON	1
- Francis Ramon SOTO, CRC	1
- MONGE RUIZ Yader, CRC	1

RESUMEN DE LIDERES INDIVIDUALES

INDIVIDUAL LEADERS SUMMARY

(INCLUYENDO JUEGOS DEL 1 AL 6 - INCLUDING GAMES 1-6)

LIDERES EN PITCHEO - PITCHING LEADERS

EARNED RUN AVG (min 0.8 IP/G)

1. Amezquita Castella, GUA	0.00
- CRAWFORD WILLIAMS, NCA	0.00
- Giron Balladarez J, HON	0.00
- HEBBERT ROBINSON D, NCA	0.00
- Martinez Orellana, ESA	0.00
- Medrano Obando Ron, NCA	0.00
7. Barquero Jackson P, CRC	1.29
8. Alfaro Nolasco Nel, ESA	1.69
9. Rodriguez Archila, HON	1.80

OPPOSING AVG (min 0.8 IP/G)

1. HEBBERT ROBINSON D, NCA	.000
2. Medrano Obando Ron, NCA	.053
3. Barquero Jackson P, CRC	.095
4. CRAWFORD WILLIAMS, NCA	.118
5. Martinez Orellana, ESA	.130
6. Giron Balladarez J, HON	.148
7. Bautista Villatoro, ESA	.200
8. Alfaro Nolasco Nel, ESA	.211
9. Rodriguez Archila, HON	.222
10. 2 Tied at	.250

INNINGS PITCHED

1. Amezquita Castella, GUA	8.0
- Giron Balladarez J, HON	8.0
3. Barquero Jackson P, CRC	7.0
- Martinez Orellana, ESA	7.0
5. Medrano Obando Ron, NCA	6.0
6. ESCOTO LOPEZ Taylo, CRC	5.2
7. Alfaro Nolasco Nel, ESA	5.1
8. CRAWFORD WILLIAMS, NCA	5.0
- Rodriguez Archila, HON	5.0
10. 2 Tied at	4.2

STRIKEOUTS

1. Medrano Obando Ron, NCA	13
2. Martinez Orellana, ESA	9
3. Rodriguez Archila, HON	8
4. Amezquita Castella, GUA	6
- Barquero Jackson P, CRC	6
- CRAWFORD WILLIAMS, NCA	6
- Giron Balladarez J, HON	6
8. Alfaro Nolasco Nel, ESA	5
- Nunez Moya Jose Ro, HON	5
10. 2 Tied at	4

WINS

1. Amezquita Castella, GUA	1
- Barquero Jackson P, CRC	1
- CRAWFORD WILLIAMS, NCA	1
- Giron Balladarez J, HON	1
- Medrano Obando Ron, NCA	1
- Rodriguez Archila, HON	1

SAVES

1. Lopez Bustos Chris, CRC	1
- Martinez Polanco C, GUA	1

GAMES

1. Martinez Orellana, ESA	2
2. 32 Tied at	1

GAMES STARTED

1. 12 Tied at	1
---------------	---

SACRIFICE HITS AGAINST

1. Barquero Jackson P, CRC	2
2. Alfaro Nolasco Nel, ESA	1
- AMADO TORTOLA Dieg, GUA	1
- Amezquita Castella, GUA	1
- HOLMES DOWNS Donovan, CRC	1
- Martinez Polanco C, GUA	1

SACRIFICE FLIES AGAINST

1. Garcia Sanchez Dav, HON	2
2. Bautista Villatoro, ESA	1
- Parker Hernandez M, ESA	1
- POLANCO DUARTE Car, GUA	1

LOSSES

1. Alfaro Nolasco Nel, ESA	1
- AMADO TORTOLA Dieg, GUA	1
- Bautista Villatoro, ESA	1
- Garcia Sanchez Dav, HON	1
- HOLMES DOWNS Donovan, CRC	1
- Ramirez Hernandez, CRC	1

WILD PITCHES

1. Barquero Jackson P, CRC	5
2. Ramirez Hernandez, CRC	2
3. NARVAEZ CHINCHILLA, CRC	1
- POLANCO DUARTE Car, GUA	1

BALKS

1. Garcia Sanchez Dav, HON	2
2. ESCOTO LOPEZ Taylo, CRC	1
- Giron Balladarez J, HON	1
- Lopez Bustos Chris, CRC	1
- POLANCO DUARTE Car, GUA	1

HIT BY PITCH

1. AMADO TORTOLA Dieg, GUA	3
2. Bautista Villatoro, ESA	2
- Martinez Orellana, ESA	2
4. Barquero Jackson P, CRC	1
- Garcia Sanchez Dav, HON	1
- Giron Balladarez J, HON	1
- POLANCO DUARTE Car, GUA	1

INTENTIONAL WALKS

1. HOLMES DOWNS Donovan, CRC	2
2. Amezquita Castella, GUA	1
- Parker Hernandez M, ESA	1

HITS ALLOWED

1.	Amezquita Castella, GUA	8
2.	AMADO TORTOLA Dieg, GUA	7
-	Ramirez Hernandez, CRC	7
4.	ESCOTO LOPEZ Taylo, CRC	6
-	HOLMES DOWNS Donovan, CRC	6
6.	Garcia Sanchez Dav, HON	5
7.	3 Tied at	4

RUNS ALLOWED

1.	AMADO TORTOLA Dieg, GUA	8
-	Ramirez Hernandez, CRC	8
3.	Garcia Sanchez Dav, HON	6
4.	NARVAEZ CHINCHILLA, CRC	4
5.	ESCOTO LOPEZ Taylo, CRC	3
-	HOLMES DOWNS Donovan, CRC	3
7.	3 Tied at	2

EARNED RUNS (min 0.8 IP/G)

1.	Amezquita Castella, GUA	0
-	CRAWFORD WILLIAMS, NCA	0
-	Giron Balladarez J, HON	0
-	HEBBERT ROBINSON D, NCA	0
-	Martinez Orellana, ESA	0
-	Medrano Obando Ron, NCA	0
7.	6 Tied at	1

WALKS ALLOWED (min 0.8 IP/G)

1.	AMADO TORTOLA Dieg, GUA	0
-	CRAWFORD WILLIAMS, NCA	0
-	ESCOTO LOPEZ Taylo, CRC	0
-	HEBBERT ROBINSON D, NCA	0
-	Medrano Obando Ron, NCA	0
6.	Parker Hernandez M, ESA	1
7.	3 Tied at	2

RESUMEN DE LIDERES INDIVIDUALES INDIVIDUAL LEADERS SUMMARY

(INCLUYENDO JUEGOS DEL 1 AL 6 - INCLUDING GAMES 1-6)

LIDERES DEFENSIVOS – FIELDING LEADERS

PUTOUTS

1. Francis Ramon SOTO, CRC	25
2. Manrique Carballo, ESA	22
- NOVOA ARANA Melvin, NCA	22
- Zavala Nunez Jorge, HON	22
5. Aguilar Merino Wal, HON	17
- Lemus Pena Marco T, GUA	17
7. ASCANIO MENDEZ Man, CRC	16
8. VIZCAINO CHINCHILL, GUA	11
9. Lopez Zepeda Juan, GUA	10

ASSISTS

1. MORA ARRIETA Manri, CRC	9
2. Cardona Pineda Jos, HON	7
- Deras Iraheta Melv, ESA	7
- Lopez Zepeda Juan, GUA	7
- Padilla Padilla LO, HON	7
- Samayoa Morataya L, GUA	7
7. Cockborn Escobar M, HON	6
- Velasco Lopez Mari, ESA	6
9. 1 Tied at	4

ERRORS

1. Cockborn Escobar M, HON	3
2. Irigoyen Morgan Ja, CRC	2
- URROZ SANDOVAL Ken, CRC	2
4. 15 Tied at	1

CAUGHT STEALING

1. Aguilar Merino Wal, HON	1
- Alfaro Nolasco Nel, ESA	1
- ASCANIO MENDEZ Man, CRC	1
- Manrique Carballo, ESA	1
- Martinez Orellana, ESA	1
- Ramirez Hernandez, CRC	1

ESTADÍSTICAS POR EQUIPO

TEAM'S STATS RANKING

(INCLUYENDO JUEGOS DEL 1 AL 6 - INCLUDING GAMES 1-6)

BATEO – BATTING

TEAM	AVG	G	AB	R	H	2B	3B	HR	RBI	TB	SLG%	BB	HP	SO	GDP	OB%	SF	SH	SB-ATT
Nicaragua	.308	2	65	20	20	4	0	2	14	30	.462	19	1	10	1	.460	2	0	3-4
Honduras	.270	3	100	16	27	2	1	2	15	37	.370	8	4	26	2	.345	1	2	1-2
Team WBSC	.175	2	63	5	11	2	1	0	5	15	.238	12	4	25	0	.338	1	0	0-1
El Salvador	.164	2	61	3	10	0	0	0	1	10	.164	10	1	13	0	.292	0	4	2-2
Costa Rica	.159	3	82	4	13	1	0	0	3	14	.171	11	1	24	3	.263	1	1	3-6
TOTALS	.218	6	371	48	81	9	2	4	38	106	.286	60	11	98	6	.340	5	7	9-15

PITCHEO – PITCHING

TEAM	ERA	W-L	SV	IP	GS	CG	SHO	H	R	ER	BB	SO	2B	3B	HR	AB	B/Avg	WP	HP	BKIBB	SHA	SFA
Nicaragua	0.00	2-0	0	16.0	2	0	0	4	0	0	1	27	0	0	0	52	.077	0	0	0	0	0
El Salvador	1.50	0-2	0	18.0	2	0	0	11	6	3	8	20	1	1	0	60	.183	0	4	0	1	1
Honduras	2.08	2-1	0	26.0	3	0	0	18	10	6	24	25	3	0	1	91	.198	0	2	3	0	0
Team WBSC	4.50	1-1	1	18.0	2	0	0	22	12	9	7	10	2	1	1	71	.310	1	4	1	1	3
Costa Rica	5.25	1-2	1	24.0	3	0	0	26	20	14	20	16	3	0	2	97	.268	8	1	2	2	3
TOTALS	2.82	6-6	2	102.0	12	0	0	81	48	32	60	98	9	2	4	371	.218	9	11	6	4	7

DEFENSA – DEFENSE

TEAM	C	PO	A	E	DP	FLD%	CSB	SBA	SBA%	CI	PB
Nicaragua	58	48	9	1	0	.983	0	1	1.000	0	0
Honduras	114	78	30	6	4	.947	1	3	.750	0	0
Team WBSC	80	54	23	3	2	.963	0	3	1.000	0	1
El Salvador	79	54	22	3	1	.962	3	1	.250	0	0
Costa Rica	109	72	28	9	1	.917	2	1	.333	0	1
TOTALS	440	306	112	22	8	.950	6	9	.600	0	2

ESTADÍSTICAS DE EQUIPO - TEAM'S STATS

(INCLUYENDO JUEGOS DEL 1 AL 6 - INCLUDING GAMES 1-6)



COSTA RICA

CRC

Overall Statistics for Team WBSC (as of Feb 08, 2023)
 (All Games, Sorted by Batting Avg)

Record: Tournament: 1-2 / Opening Round: 1-2 /

#	PLAYER	AVG	GP-GS	AB	R	H	2B	3B	HR	RBI	TB	SLG%	BB	HP	SO	GDP	OB%	SF	SH	SB-ATT
13	MORA ARRIETA Manri	.400	3-3	10	2	4	0	0	0	0	4	.400	1	0	1	0	.455	0	0	0-1
11	ASCANIO MENDEZ Man	.375	3-3	8	0	3	1	0	0	1	4	.500	2	0	1	1	.500	0	0	1-2
22	Francis Ramon SOTO	.222	3-3	9	0	2	0	0	0	1	2	.222	2	0	4	1	.364	0	0	0-0
25	MONGE RUIZ Yader	.200	3-3	10	0	2	0	0	0	1	2	.200	0	0	1	1	.182	1	0	1-1
21	Torres Caballeros	.111	3-3	9	0	1	0	0	0	0	1	.111	1	0	4	0	.200	0	0	1-2
58	Buckman Berrocal T	.111	3-3	9	2	1	0	0	0	0	1	.111	0	1	3	0	.200	0	1	0-0
23	JUAREZ CADENA Emil	.000	3-2	7	0	0	0	0	0	0	0	.000	1	0	3	0	.125	0	0	0-0
3	Irigoyen Morgan Ja	.000	3-3	8	0	0	0	0	0	0	0	.000	2	0	3	0	.200	0	0	0-0
42	Palma Villagra Bay	.000	1-0	0	0	0	0	0	0	0	0	.000	1	0	0	0	1.000	0	0	0-0
12	CHAVES MATAMOROS J	.000	1-0	1	0	0	0	0	0	0	0	.000	0	0	0	0	.000	0	0	0-0
2	URROZ SANDOVAL Ken	.000	3-1	3	0	0	0	0	0	0	0	.000	0	0	0	0	.000	0	0	0-0
10	Mullins Casanova W	.000	3-3	8	0	0	0	0	0	0	0	.000	1	0	4	0	.111	0	0	0-0
Totals		.159		82	4	13	1	0	0	3	14	.171	11	1	24	3	.263	1	1	3-6
Opponents		.268		97	20	26	3	0	2	14	35	.361	20	1	16	0	.398	0	3	1-3

(All Games, Sorted by Earned Run Avg)

#	PLAYER	ERA	W-L	SV	IP	G	GS	CG	SHO	H	R	ER	BB	SO	2B	3B	HR	AB	E/Avg	WP	HP	BK	IBB	SHA	SFA
20	CASCANTE ROLDAN Fa	0.00	0-0	0	0.1	1	0	0	0	0	0	0	0	0	0	0	0	1	.000	0	0	0	0	0	0
19	Lopez Bustos Chris	0.00	0-0	1	2.0	1	0	0	0	0	0	0	2	1	0	0	0	6	.000	0	0	1	0	0	0
45	ESTRELLA TATIS Jua	0.00	0-0	0	0.1	1	0	0	0	0	0	0	0	0	0	0	0	1	.000	0	0	0	0	0	0
16	Barquero Jackson P	1.29	1-0	0	7.0	1	1	0	0	2	1	5	6	0	0	0	0	21	.095	5	1	0	0	2	0
51	ESCOTO LOPEZ Taylo	4.76	0-0	0	5.2	1	0	0	0	6	3	3	0	2	0	0	1	21	.286	0	0	1	0	0	0
24	Ramirez Hernandez	5.79	0-1	0	4.2	1	1	0	0	7	8	3	5	4	1	0	0	22	.318	2	0	0	0	0	0
15	Urbina Gomez Luis	6.75	0-0	0	1.1	1	0	0	0	1	1	1	2	1	0	0	0	6	.167	0	0	0	0	0	0
54	HOLMES DOWNS Donov	9.00	0-1	0	2.0	1	1	0	0	6	3	2	4	2	0	0	0	13	.462	0	0	0	2	1	0
37	NARVAEZ CHINCHILLA	54.00	0-0	0	0.2	1	0	0	0	4	4	4	2	0	2	0	1	6	.667	1	0	0	0	0	0
Totals		5.25	1-2	1	24.0	3	3	0	0	26	20	14	20	16	3	0	2	97	.268	8	1	2	2	3	0
Opponents		0.72	2-1	0	25.0	3	3	0	0	13	4	2	11	24	1	0	0	82	.159	0	1	1	1	1	1

(All Games, Sorted by Fielding Pct)

#	PLAYER	C	PO	A	E	DP	FLD%	CSB	SBA	SBA%	CI	PB
11	ASCANIO MENDEZ Man	17	16	1	0	0	1.000	1	1	.500	0	1
23	JUAREZ CADENA Emil	7	3	4	0	0	1.000	0	0	0	0	0
16	Barquero Jackson P	3	0	3	0	0	1.000	0	0	0	0	0
58	Buckman Berrocal T	2	2	0	0	0	1.000	0	0	0	0	0
24	Ramirez Hernandez	1	0	1	0	0	1.000	1	0	.000	0	0
19	Lopez Bustos Chris	1	0	1	0	0	1.000	0	0	0	0	0
12	CHAVES MATAMOROS J	1	1	0	0	0	1.000	0	0	0	0	0
22	Francis Ramon SOTO	26	25	0	1	0	.962	0	0	0	0	0
13	MORA ARRIETA Manri	18	8	9	1	1	.944	0	0	0	0	0
21	Torres Caballeros	7	5	1	1	1	.857	0	0	0	0	0
10	Mullins Casanova W	7	6	0	1	0	.857	0	0	0	0	0
3	Irigoyen Morgan Ja	10	4	4	2	0	.800	0	0	0	0	0
2	URROZ SANDOVAL Ken	7	2	3	2	0	.714	0	0	0	0	0
54	HOLMES DOWNS Donov	2	0	1	1	0	.500	0	0	0	0	0
Totals		109	72	28	9	1	.917	2	1	.333	0	1
Opponents		108	75	29	4	3	.963	3	3	.500	0	0

ESTADÍSTICAS DE EQUIPO - TEAM'S STATS

(INCLUYENDO JUEGOS DEL 1 AL 6 - INCLUDING GAMES 1-6)



EL SALVADOR

ESA

Overall Statistics for Team WBSC (as of Feb 08, 2023)
(All Games, Sorted by Batting Avg)

Record: Tournament: 0-2 / Opening Round: 0-2 /

#	PLAYER	AVG	GP-GS	AB	R	H	2B	3B	HR	RBI	TB	SLG%	BB	HP	SO	GDP	OB%	SF	SH	SB-ATT
26	Parker Hernandez M	.333	1-1	3	0	1	0	0	0	0	1	.333	1	0	0	0	.500	0	0	0-0
11	Velasco Lopez Mari	.250	2-2	8	1	2	0	0	0	0	2	.250	1	0	0	0	.333	0	1	0-0
14	Deras Iraheta Melv	.250	2-2	8	0	2	0	0	0	0	2	.250	1	0	0	0	.333	0	0	0-0
16	Flores Guevara Jas	.250	2-2	8	0	2	0	0	0	0	2	.250	0	0	2	0	.250	0	1	0-0
2	Bonilla Azucena Em	.200	2-2	5	0	1	0	0	0	1	1	.200	1	0	0	0	.333	0	2	0-0
45	Manrique Carballo	.167	2-2	6	1	1	0	0	0	0	1	.167	1	1	2	0	.375	0	0	0-0
66	Jimenez Ferman Wil	.125	2-2	8	1	1	0	0	0	0	1	.125	0	0	1	0	.125	0	0	2-2
25	Lopez Castellanos	.000	1-1	0	0	0	0	0	0	0	0	.000	2	0	0	0	1.000	0	0	0-0
15	Cortez Barrientos	.000	1-1	2	0	0	0	0	0	0	0	.000	0	0	1	0	.000	0	0	0-0
17	Marquez Marquez Jo	.000	2-0	2	0	0	0	0	0	0	0	.000	1	0	1	0	.333	0	0	0-0
77	Rivas Campos Carlo	.000	2-1	4	0	0	0	0	0	0	0	.000	0	0	2	0	.000	0	0	0-0
23	Pocasangre Zepeda	.000	1-0	0	0	0	0	0	0	0	0	.000	1	0	0	0	1.000	0	0	0-0
12	AYALA SARAVIA Kevi	.000	2-2	7	0	0	0	0	0	0	0	.000	1	0	4	0	.125	0	0	0-0
Totals		.164		61	3	10	0	0	0	1	10	.164	10	1	13	0	.292	0	4	2-2
Opponents		.183		60	6	11	1	1	0	6	14	.233	8	4	20	1	.311	2	1	1-4

(All Games, Sorted by Earned Run Avg)

#	PLAYER	ERA	W-L	SV	IP	G	GS	CG	SHO	H	R	ER	BB	SO	2B	3B	HR	AB	B/Avg	WP	HP	BK	IBB	SHA	SFA
10	Martinez Orellana	0.00	0-0	0	7.0	2	1	0	0	3	2	0	3	9	0	1	0	23	.130	0	2	0	0	0	0
57	Alfaro Nolasco Nel	1.69	0-1	0	5.1	1	1	0	0	4	2	1	2	5	0	0	0	19	.211	0	0	0	0	1	0
24	Bautista Villatoro	3.00	0-1	0	3.0	1	0	0	0	2	1	1	2	3	0	0	0	10	.200	0	2	0	0	0	1
26	Parker Hernandez M	3.38	0-0	0	2.2	1	0	0	0	2	1	1	1	3	1	0	0	8	.250	0	0	0	1	0	1
Totals		1.50	0-2	0	18.0	2	2	0	0	11	6	3	8	20	1	1	0	60	.183	0	4	0	1	1	2
Opponents		0.50	2-0	2	18.0	2	2	0	0	10	3	1	10	13	0	0	0	61	.164	5	1	1	1	4	0

(All Games, Sorted by Fielding Pct)

#	PLAYER	C	PO	A	E	DP	FLD%	CSB	SBA	SBA%	CI	PB
14	Deras Iraheta Melv	12	5	7	0	0	1.000	0	0	0	0	0
25	Lopez Castellanos	5	4	1	0	1	1.000	0	0	0	0	0
26	Parker Hernandez M	5	5	0	0	0	1.000	0	0	0	0	0
77	Rivas Campos Carlo	4	4	0	0	0	1.000	0	0	0	0	0
15	Cortez Barrientos	3	2	1	0	1	1.000	0	0	0	0	0
57	Alfaro Nolasco Nel	3	0	3	0	0	1.000	1	0	.000	0	0
10	Martinez Orellana	2	0	2	0	0	1.000	1	0	.000	0	0
2	Bonilla Azucena Em	2	2	0	0	0	1.000	0	0	0	0	0
12	AYALA SARAVIA Kevi	2	1	1	0	0	1.000	0	0	0	0	0
45	Manrique Carballo	24	22	1	1	0	.958	1	1	.500	0	0
11	Velasco Lopez Mari	11	4	6	1	1	.909	0	0	0	0	0
16	Flores Guevara Jas	6	5	0	1	0	.833	0	0	0	0	0
Totals		79	54	22	3	1	.962	3	1	.250	0	0
Opponents		75	54	19	2	0	.973	0	2	1.000	0	1

ESTADÍSTICAS DE EQUIPO - TEAM'S STATS

(INCLUYENDO JUEGOS DEL 1 AL 6 - INCLUDING GAMES 1-6)



HONDURAS

HON

Overall Statistics for Team WBSC (as of Feb 08, 2023)
 (All Games, Sorted by Batting Avg)

Record: Tournament: 2-1 / Opening Round: 2-1 /

#	PLAYER	AVG	GP-GS	AB	R	H	2B	3B	HR	RBI	TB	SLG%	BB	HP	SO	GDP	OB%	SF	SH	SB-ATT
49	Lanza Molina Sebas	.500	3-1	6	1	3	0	0	0	1	3	.500	0	0	2	0	.500	0	1	0-0
2	Padilla Padilla Lo	.462	3-3	13	1	6	0	0	1	6	9	.692	0	0	3	0	.462	0	0	0-1
6	Inestroza Paz Alla	.400	2-1	5	0	2	1	0	0	0	3	.600	0	0	0	0	.400	0	0	0-0
21	REYES LICONA Kevin	.364	3-3	11	3	4	0	0	0	1	4	.364	1	0	0	0	.417	0	0	0-0
43	Cordero Rojas Carl	.333	1-1	3	0	1	0	0	0	1	1	.333	0	0	0	1	.333	0	0	0-0
34	Cockborn Escobar M	.300	3-3	10	5	3	0	1	0	0	5	.500	2	3	5	0	.533	0	0	1-1
90	Bernardez Aguirre	.250	3-3	12	2	3	0	0	1	2	6	.500	0	0	2	0	.250	0	0	0-0
24	Zavala Nunez Jorge	.222	3-3	9	0	2	1	0	0	1	3	.333	3	0	2	0	.417	0	0	0-0
19	Mena Savillon Mois	.200	2-2	5	1	1	0	0	0	1	1	.200	0	0	2	0	.200	0	0	0-0
14	Cardona Pineda Jos	.167	3-3	12	2	2	0	0	0	2	2	.167	0	0	3	1	.154	1	1	0-0
10	Aguilar Merino Wal	.000	3-2	6	1	0	0	0	0	0	0	.000	2	1	4	0	.333	0	0	0-0
3	RUIZ NARVAEZ Guilm	.000	2-0	3	0	0	0	0	0	0	0	.000	0	0	0	0	.000	0	0	0-0
7	Diaz Mejia Eduardo	.000	1-1	2	0	0	0	0	0	0	0	.000	0	0	2	0	.000	0	0	0-0
47	Padilla Padilla Jo	.000	1-1	1	0	0	0	0	0	0	0	.000	0	0	1	0	.000	0	0	0-0
30	Cardona Pineda Jos	.000	1-0	1	0	0	0	0	0	0	0	.000	0	0	0	0	.000	0	0	0-0
26	Amaya Mendez Marco	.000	2-0	1	0	0	0	0	0	0	0	.000	0	0	0	0	.000	0	0	0-0
Totals		.270		100	16	27	2	1	2	15	37	.370	8	4	26	2	.345	1	2	1-2
Opponents		.198		91	10	18	3	0	1	7	24	.264	24	2	25	3	.370	2	0	3-4

#	PLAYER	ERA	W-L	SV	IP	G	GS	CG	SHO	H	R	ER	BB	SO	2B	3B	HR	AB	B/Avg	WP	HP	BK	IBB	SHA	SFA
22	Diaz Villatoro Den	0.00	0-0	0	1.0	1	0	0	0	0	0	0	3	1	0	0	0	2	.000	0	0	0	0	0	0
13	Morazan Rodriguez	0.00	0-0	0	1.2	1	0	0	0	1	0	0	2	0	0	0	0	6	.167	0	0	0	0	0	0
27	Giron Balladarez J	0.00	1-0	0	8.0	1	1	0	0	4	1	0	2	6	0	0	0	27	.148	0	1	1	0	0	0
11	Rodriguez Archila	1.80	1-0	0	5.0	1	1	0	0	4	1	1	4	8	1	0	0	18	.222	0	0	0	0	0	0
26	Amaya Mendez Marco	2.70	0-0	0	3.1	1	0	0	0	3	1	1	3	3	1	0	0	11	.273	0	0	0	0	0	0
17	Nunez Moya Jose Ro	3.86	0-0	0	2.1	1	0	0	0	1	1	1	3	5	1	0	0	8	.125	0	0	0	0	0	0
88	Garcia Sanchez Dav	5.79	0-1	0	4.2	1	1	0	0	5	6	3	7	2	0	0	1	19	.263	0	1	2	0	0	2
Totals		2.08	2-1	0	26.0	3	3	0	0	18	10	6	24	25	3	0	1	91	.198	0	2	3	0	0	2
Opponents		4.85	1-2	0	26.0	3	3	0	0	27	16	14	8	26	2	1	2	100	.270	1	4	2	2	2	1

#	PLAYER	C	PO	A	E	DP	FLD%	CSB	SBA	SBA%	CI	PB
24	Zavala Nunez Jorge	22	22	0	0	4	1.000	0	0	0	0	0
10	Aguilar Merino Wal	19	17	2	0	0	1.000	1	1	.500	0	0
14	Cardona Pineda Jos	12	5	7	0	2	1.000	0	0	0	0	0
2	Padilla Padilla Lo	11	4	7	0	1	1.000	0	0	0	0	0
6	Inestroza Paz Alla	6	5	1	0	0	1.000	0	0	0	0	0
21	REYES LICONA Kevin	5	5	0	0	0	1.000	0	0	0	0	0
30	Cardona Pineda Jos	4	4	0	0	0	1.000	0	0	0	0	0
3	RUIZ NARVAEZ Guilm	2	1	1	0	1	1.000	0	0	0	0	0
47	Padilla Padilla Jo	2	2	0	0	0	1.000	0	2	1.000	0	0
11	Rodriguez Archila	1	0	1	0	0	1.000	0	0	0	0	0
13	Morazan Rodriguez	1	1	0	0	0	1.000	0	0	0	0	0
27	Giron Balladarez J	1	0	1	0	0	1.000	0	0	0	0	0
19	Mena Savillon Mois	1	1	0	0	0	1.000	0	0	0	0	0
49	Lanza Molina Sebas	1	1	0	0	0	1.000	0	0	0	0	0
90	Bernardez Aguirre	7	5	1	1	1	.857	0	0	0	0	0
7	Diaz Mejia Eduardo	5	1	3	1	1	.800	0	0	0	0	0
34	Cockborn Escobar M	13	4	6	3	2	.769	0	0	0	0	0
88	Garcia Sanchez Dav	1	0	0	1	0	.000	0	0	0	0	0
Totals		114	78	30	6	4	.947	1	3	.750	0	0
Opponents		108	78	25	5	3	.954	1	1	.500	0	0

ESTADÍSTICAS DE EQUIPO – TEAM'S STATS

(INCLUYENDO JUEGOS DEL 1 AL 6 - INCLUDING GAMES 1-6)



NICARAGUA

NCA

Overall Statistics for Nicaragua (as of Feb 07, 2023)
 (All Games, Sorted by Batting Avg)

Record: Tournament: 2-0 / Opening Round: 2-0 /

#	PLAYER	AVG	GP-GS	AB	R	H	2B	3B	HR	RBI	TB	SLG%	BB	HP	SO	GDP	OB%	SF	SH	SB-ATT
29	DAVILA CALVO Wisto	1.000	2-0	1	0	1	1	0	0	2	2	2.000	1	0	0	0	1.000	0	0	0-0
9	BERMUDEZ SEQUEIRA	.667	2-1	3	3	2	0	0	0	0	2	.667	0	1	0	0	.750	0	0	1-1
8	MARIN RODRIGUEZ Iv	.600	2-1	5	1	3	1	0	0	1	4	.800	0	0	1	0	.600	0	0	0-0
44	BENARD BURK Isaac	.500	2-1	6	1	3	1	0	0	3	4	.667	1	0	0	0	.571	0	0	0-0
19	VALLE MIRANDA Norl	.500	2-1	4	2	2	0	0	0	1	2	.500	2	0	0	0	.667	0	0	0-0
99	MONTES INCER Juan	.400	2-2	5	3	2	0	0	0	0	2	.400	5	0	1	0	.700	0	0	2-3
38	VASQUEZ COLMENARES	.286	2-2	7	3	2	0	0	0	0	2	.286	2	0	2	0	.444	0	0	0-0
13	REYES MENDEZ Elmer	.250	2-1	4	1	1	0	0	1	2	4	1.000	1	0	3	0	.400	0	0	0-0
28	MIRANDA CANALES El	.222	2-2	9	2	2	0	0	1	2	5	.556	1	0	2	0	.300	0	0	0-0
27	NOVOA ARANA Melvin	.200	2-2	5	1	1	1	0	0	1	2	.400	3	0	0	0	.500	0	0	0-0
1	ALEGRIA NORORI Ben	.143	2-2	7	1	1	0	0	0	0	1	.143	1	0	0	0	.250	0	0	0-0
24	CUTHBERT CARLSON C	.000	2-2	6	2	0	0	0	0	2	0	.000	2	0	1	0	.200	2	0	0-0
3	BRITTON WILSON Dwi	.000	1-1	3	0	0	0	0	0	0	0	.000	0	0	0	1	.000	0	0	0-0
Totals		.308		65	20	20	4	0	2	14	30	.462	19	1	10	1	.460	2	0	3-4
Opponents		.077		52	0	4	0	0	0	0	4	.077	1	0	27	0	.094	0	0	1-1

#	PLAYER	ERA	W-L	SV	IP	G	GS	CG	SHO	H	R	ER	BB	SO	2B	3B	HR	AB	B/Avg	WP	HP	BK	IBB	SHA	SFA
36	Medrano Obando Ron	0.00	1-0	0	6.0	1	1	0	0	1	0	0	0	13	0	0	0	19	.053	0	0	0	0	0	0
72	CRAWFORD WILLIAMS	0.00	1-0	0	5.0	1	1	0	0	2	0	0	0	6	0	0	0	17	.118	0	0	0	0	0	0
79	ACUNA SALMERON Joa	0.00	0-0	0	1.0	1	0	0	0	0	0	0	0	2	0	0	0	3	.000	0	0	0	0	0	0
12	TELLEZ VANEGAS Jun	0.00	0-0	0	1.0	1	0	0	0	1	0	0	1	1	0	0	0	4	.250	0	0	0	0	0	0
62	HEBBERT ROBINSON D	0.00	0-0	0	2.0	1	0	0	0	0	0	0	0	2	0	0	0	6	.000	0	0	0	0	0	0
82	BENNETT COOPER Gof	0.00	0-0	0	1.0	1	0	0	0	0	0	0	0	3	0	0	0	3	.000	0	0	0	0	0	0
Totals		0.00	2-0	0	16.0	2	2	0	0	4	0	0	1	27	0	0	0	52	.077	0	0	0	0	0	0
Opponents		7.20	0-2	0	15.0	2	2	0	0	20	20	12	19	10	4	0	2	65	.308	3	1	2	0	0	2

#	PLAYER	C	PO	A	E	DP	FLD%	CSB	SBA	SBA%	CI	PB
27	NOVOA ARANA Melvin	22	22	0	0	0	1.000	0	1	1.000	0	0
28	MIRANDA CANALES El	10	9	1	0	0	1.000	0	0	0	0	0
29	DAVILA CALVO Wisto	6	6	0	0	0	1.000	0	0	0	0	0
8	MARIN RODRIGUEZ Iv	4	1	3	0	0	1.000	0	0	0	0	0
24	CUTHBERT CARLSON C	3	2	1	0	0	1.000	0	0	0	0	0
99	MONTES INCER Juan	3	3	0	0	0	1.000	0	0	0	0	0
19	VALLE MIRANDA Norl	2	2	0	0	0	1.000	0	0	0	0	0
13	REYES MENDEZ Elmer	1	0	1	0	0	1.000	0	0	0	0	0
44	BENARD BURK Isaac	1	1	0	0	0	1.000	0	0	0	0	0
3	BRITTON WILSON Dwi	1	1	0	0	0	1.000	0	0	0	0	0
12	TELLEZ VANEGAS Jun	1	0	1	0	0	1.000	0	0	0	0	0
62	HEBBERT ROBINSON D	1	0	1	0	0	1.000	0	0	0	0	0
72	CRAWFORD WILLIAMS	3	1	1	1	0	.667	0	0	0	0	0
Totals		58	48	9	1	0	.983	0	1	1.000	0	0
Opponents		74	45	20	9	2	.878	1	3	.750	0	1

ESTADÍSTICAS DE EQUIPO - TEAM'S STATS

(INCLUYENDO JUEGOS DEL 1 AL 6 - INCLUDING GAMES 1-6)



TEAM WBSC



Overall Statistics for Team WBSC (as of Feb 08, 2023)
(All Games, Sorted by Batting Avg)

Record: Tournament: 1-1 / Opening Round: 1-1 /

#	PLAYER	AVG	GP-GS	AB	R	H	2B	3B	HR	RBI	TB	SLG%	BB	HP	SO	GDP	OB%	SF	SH	SB-ATT
34	Marte Duarte Sean	.444	2-2	9	2	4	2	1	0	1	8	.889	0	0	4	0	.444	0	0	0-0
6	VIZCAINO CHINCHILL	.400	2-2	5	1	2	0	0	0	0	2	.400	5	0	0	0	.700	0	0	0-0
25	Lemus Pena Marco T	.375	2-2	8	0	3	0	0	0	3	3	.375	0	0	4	0	.333	1	0	0-0
98	MAYO MORALES Paolo	.167	2-2	6	0	1	0	0	0	1	1	.167	2	0	2	0	.375	0	0	0-0
76	Esquivel Rosales D	.125	2-2	8	0	1	0	0	0	0	1	.125	1	1	2	0	.300	0	0	0-0
4	MOLINA LOPEZ Danie	.000	1-0	0	0	0	0	0	0	0	0	.000	1	0	0	0	1.000	0	0	0-0
23	HERNANDEZ SILIEZAR	.000	2-2	4	0	0	0	0	0	0	0	.000	1	1	3	0	.333	0	0	0-0
12	Gonzalez Negreros	.000	2-2	8	0	0	0	0	0	0	0	.000	0	0	1	0	.000	0	0	0-0
18	Lopez Zepeda Juan	.000	2-2	7	0	0	0	0	0	0	0	.000	0	1	6	0	.125	0	0	0-0
19	Samayoa Morataya L	.000	2-2	6	2	0	0	0	0	0	0	.000	2	1	2	0	.333	0	0	0-1
92	Diaz Molina Jose a	.000	2-0	2	0	0	0	0	0	0	0	.000	0	0	1	0	.000	0	0	0-0
Totals		.175		63	5	11	2	1	0	5	15	.238	12	4	25	0	.338	1	0	0-1
Opponents		.310		71	12	22	2	1	1	11	29	.408	7	4	10	2	.398	1	3	3-3

(All Games, Sorted by Earned Run Avg)

#	PLAYER	ERA	W-L	SV	IP	G	GS	CG	SHO	H	R	ER	BB	SO	2B	3B	HR	AB	B/Avg	WP	HP	BK	IBB	SHA	SFA
9	MARTINEZ POLANCO D	0.00	0-0	0	1.1	1	0	0	0	3	0	0	1	0	1	0	0	7	.429	0	0	0	0	0	0
41	Suncar Ramirez Die	0.00	0-0	0	0.2	1	0	0	0	0	0	0	0	0	0	0	0	1	.000	0	0	0	0	0	0
87	Martinez Polanco C	0.00	0-0	1	1.0	1	0	0	0	0	0	0	0	0	0	0	0	2	.000	0	0	0	0	1	0
63	Amezquita Castella	0.00	1-0	0	8.0	1	1	0	0	8	2	0	3	6	0	0	0	32	.250	0	0	0	1	1	0
20	Rojas Guirola Eric	0.00	0-0	0	1.2	1	0	0	0	2	0	0	1	0	1	0	0	5	.400	0	0	0	0	0	0
35	POLANCO DUARTE Car	9.00	0-0	0	2.0	1	0	0	0	2	2	2	2	0	0	1	0	7	.286	1	1	1	0	0	1
43	AMADO TORTOLA Dieg	18.90	0-1	0	3.1	1	1	0	0	7	8	7	0	4	0	0	1	17	.412	0	3	0	0	1	0
Totals		4.50	1-1	1	18.0	2	2	0	0	22	12	9	7	10	2	1	1	71	.310	1	4	1	1	3	1
Opponents		1.50	1-1	0	18.0	2	2	0	0	11	5	3	12	25	2	1	0	63	.175	0	4	0	0	0	1

(All Games, Sorted by Fielding Pct)

#	PLAYER	C	PO	A	E	DP	FLD%	CSB	SBA	SBA%	CI	PB
25	Lemus Pena Marco T	18	17	1	0	2	1.000	0	0	0	0	0
6	VIZCAINO CHINCHILL	13	11	2	0	0	1.000	0	3	1.000	0	1
98	MAYO MORALES Paolo	4	4	0	0	0	1.000	0	0	0	0	0
12	Gonzalez Negreros	3	3	0	0	0	1.000	0	0	0	0	0
76	Esquivel Rosales D	3	3	0	0	0	1.000	0	0	0	0	0
43	AMADO TORTOLA Dieg	2	1	1	0	0	1.000	0	0	0	0	0
63	Amezquita Castella	2	0	2	0	0	1.000	0	0	0	0	0
87	Martinez Polanco C	1	0	1	0	0	1.000	0	0	0	0	0
18	Lopez Zepeda Juan	18	10	7	1	1	.944	0	0	0	0	0
19	Samayoa Morataya L	12	4	7	1	2	.917	0	0	0	0	0
34	Marte Duarte Sean	4	1	2	1	0	.750	0	0	0	0	0
Totals		80	54	23	3	2	.963	0	3	1.000	0	1
Opponents		75	54	19	2	0	.973	1	0	.000	0	0

RESUMEN DE LIDERES BATEO - PITCHEO BATTING - PITCHING LEADERS SUMMARY (INCLUYENDO JUEGOS DEL 1 AL 6 - INCLUDING GAMES 1-6)

MEJORES BATEADORES – BATTING LEADERS

PLAYER	AVG	GP-GS	PA	AB	R	H	2B	3B	HRRBI	TB	SLG	BB	HP	SO	GDP	OBP	SF	SB	CS	SH	SB-ATT
BENARD BURK Isaac Ma NCA	.500	2-1	7	6	1	3	1	0	0	3	4	.667	1	0	0	.571	0	0	0	0	0-0
VALLE MIRANDA Norlan NCA	.500	2-1	6	4	2	2	0	0	0	1	2	.500	2	0	0	.667	0	0	0	0	0-0
Padilla Padilla Lomb HON	.462	3-3	13	13	1	6	0	0	1	6	9	.692	0	0	3	.462	0	0	1	0	0-1
Marte Duarte Sean Ca GUA	.444	2-2	9	9	2	4	2	1	0	1	8	.889	0	0	4	.444	0	0	0	0	0-0
MONTES INCER Juan Di NCA	.400	2-2	10	5	3	2	0	0	0	0	2	.400	5	0	1	.700	0	2	1	0	2-3
MORA ARRIETA Manriqu CRC	.400	3-3	11	10	2	4	0	0	0	0	4	.400	1	0	1	.455	0	0	1	0	0-1
VIZCAINO CHINCHILLA GUA	.400	2-2	10	5	1	2	0	0	0	0	2	.400	5	0	0	.700	0	0	0	0	0-0
ASCANIO MENDEZ Manue CRC	.375	3-3	10	8	0	3	1	0	0	1	4	.500	2	0	1	.500	0	1	1	0	1-2
Lemus Pena Marco Tul GUA	.375	2-2	9	8	0	3	0	0	0	3	3	.375	0	0	4	.333	1	0	0	0	0-0
REYES LICONA Kevin J HON	.364	3-3	12	11	3	4	0	0	0	1	4	.364	1	0	0	.417	0	0	0	0	0-0
Cockborn Escobar May HON	.300	3-3	15	10	5	3	0	1	0	0	5	.500	2	3	5	.533	0	1	0	0	1-1
VASQUEZ COLMENARES W NCA	.286	2-2	9	7	3	2	0	0	0	0	2	.286	2	0	2	.444	0	0	0	0	0-0
Bernardez Aguirre Jo HON	.250	3-3	12	12	2	3	0	0	1	2	6	.500	0	0	2	.250	0	0	0	0	0-0
Deras Iraheta Melvin ESA	.250	2-2	9	8	0	2	0	0	0	0	2	.250	1	0	0	.333	0	0	0	0	0-0
Flores Guevara Jason ESA	.250	2-2	9	8	0	2	0	0	0	0	2	.250	0	0	2	.250	0	0	0	1	0-0
Velasco Lopez Mario ESA	.250	2-2	10	8	1	2	0	0	0	0	2	.250	1	0	0	.333	0	0	0	1	0-0
Francis Ramon SOTO CRC	.222	3-3	11	9	0	2	0	0	0	1	2	.222	2	0	4	.364	0	0	0	0	0-0
MIRANDA CANALES Elia NCA	.222	2-2	10	9	2	2	0	0	1	2	5	.556	1	0	2	.300	0	0	0	0	0-0
Zavala Nunez Jorge A HON	.222	3-3	12	9	0	2	1	0	0	1	3	.333	3	0	2	.417	0	0	0	0	0-0
Bonilla Azucena Emer ESA	.200	2-2	8	5	0	1	0	0	0	1	1	.200	1	0	0	.333	0	0	0	2	0-0
MONGE RUIZ Yader CRC	.200	3-3	11	10	0	2	0	0	0	1	2	.200	0	0	1	.182	1	1	0	0	1-1
NOVOA ARANA Melvin D NCA	.200	2-2	8	5	1	1	1	0	0	1	2	.400	3	0	0	.500	0	0	0	0	0-0

MEJORES LANZADORES – PITCHING LEADERS

PLAYER	T	ERA	W-L	APP	GS	CG	SHO	SV	IP	H	R	ER	BB	SO	2B	3B	HR	AB	B/Avg	WP	HBP	BK
Amezquita Castellano GUA	R	0.00	1-0	1	1	0	0	0	8.0	8	2	0	3	6	0	0	0	32	.250	0	0	0
CRAWFORD WILLIAMS Le NCA	L	0.00	1-0	1	1	0	0	0	5.0	2	0	0	0	6	0	0	0	17	.118	0	0	0
Giron Balladarez Jua HON	R	0.00	1-0	1	1	0	0	0	8.0	4	1	0	2	6	0	0	0	27	.148	0	1	1
HEBBERT ROBINSON Duq NCA	R	0.00	0-0	1	0	0	0	0	2.0	0	0	0	0	2	0	0	0	6	.000	0	0	0
Martinez Orellana He ESA	R	0.00	0-0	2	1	0	0	0	7.0	3	2	0	3	9	0	1	0	23	.130	0	2	0
Medrano Obando Ronal NCA	R	0.00	1-0	1	1	0	0	0	6.0	1	0	0	0	13	0	0	0	19	.053	0	0	0
Rojas Guirola Erick GUA	R	0.00	0-0	1	0	0	0	0	1.2	2	0	0	1	0	1	0	0	5	.400	0	0	0
Barquero Jackson Pab CRC	R	1.29	1-0	1	1	0	0	0	7.0	2	1	1	5	6	0	0	0	21	.095	5	1	0
Alfaro Nolasco Nelso ESA	L	1.69	0-1	1	1	0	0	0	5.1	4	2	1	2	5	0	0	0	19	.211	0	0	0
Rodriguez Archila Da HON	L	1.80	1-0	1	1	0	0	0	5.0	4	1	1	4	8	1	0	0	18	.222	0	0	0
Amaya Mendez Marco A HON	R	2.70	0-0	1	0	0	0	0	3.1	3	1	1	3	3	1	0	0	11	.273	0	0	0
Bautista Villatoro J ESA	L	3.00	0-1	1	0	0	0	0	3.0	2	1	1	2	3	0	0	0	10	.200	0	2	0
Parker Hernandez Mar ESA	R	3.38	0-0	1	0	0	0	0	2.2	2	1	1	1	3	1	0	0	8	.250	0	0	0

ABBREVIATIONS – ABREVIATURAS (IN ALPHABETICAL ORDER – EN ORDEN ALFABÉTICO)

OFENSIVA – HITTING			PITCHEO – PITCHING		
2B	Doubles	Dobles	2B	Doubles allowed	Dobles permitidos
3B	Triples	Triples	3B	Triples allowed	Triples permitidos
AB	At bats	Veces al bate	AB	At bats	Veces al bate
AVG	Batting average	Average de bateo	B/Avg	Opponent batting average	Average de bateo de los oponentes
BB	Base on balls	Base por bolas	BK	Balk	Balk
GDP	Grounded into double plays	Batazo para Doble Play	BB	Base on balls allowed	Bases por bolas concedidas
G	Games played	Juegos jugados	CG	Complete games	Juegos completo
H	Hits	Hits conectados	ER	Earned runs allowed	Carreras limpias permitidas
HP	Hit by pitch	Golpeado por el lanzador	ERA	Earned run average	Promedio de efectividad
HR	Homeruns	Cuadrangulares	IBB	Intentional base on balls allowed	Bases por bolas intencionales
IBB	Intentional base on balls	Base por bolas intencional	GP	Games pitched	Juegos lanzados
OB%	On base percentage	Promedio de embasado	GS	Games started	Juegos Iniciados
R	Runs scored	Carreras anotadas	H	Hits allowed	Hits permitidos
RBI	Runs batted in	Carreras impulsadas	HP	Hit by pitch	Golpeados por el lanzamiento
SB / ATT	Stolen bases / SB attempts	Baes Robadas / Intentos de robo	HR	Home runs allowed	Cuadrangulares permitidos
SF	Sacrifice flies	Sacrificio Fly	IP	Innings played	Entradas lanzadas
SH	Sacrifice hits	Toque de sacrificio	R	Runs allowed	Carreras permitidas
SLG%	Slugging percentage	Average de slugging	SO	Strikeouts	Ponches propinados
SO	Strikeouts	Ponches	SFA	Sacrifice flies allowed	Sacrificios fly permitidos
TB	Total bases	Total de bases alcanzadas por hit	SHA	Sacrifice hits allowed	Toques de sacrificio permitidos
			SHO	Shutouts / Combination shutouts	Blanqueos / Blanqueos combinados
			SV	Saves	Juegos salvados
			W-L	Wins/Losses	Juegos ganados/Perdidos
			WP	Wild pitches	Wild pitches

DEFENSA – FIELDING

A	Assists	Asistencias
C	Chances	Total de lances
CI	Catcher's interference	Interferencia del receptor
CSB	Caught stealing (by pitcher and catcher)	Atrapado robando (del lanzador y del receptor)
DP	Double plays participated in	Participaciones en doble play
E	Errors	Errores
FLD%	Fielding percentage	Promedio de defensa
PB	Passed balls (catcher)	Passed ball (receptor)
PO	Putouts	Outs (Eliminaciones)
SBA	Stolen bases allowed (pitcher and catcher)	Robos permitidos (lanzador y receptor)
SBA%	Stolen bases against percentage (pitcher and catcher)	Promedio de robos permitidos (lanzador y receptor)