

CENTROAMERICANO DE BEISBOL

WBSC  
AMERICAS BEISBOL

# WBSC

# AMERICAS BEISBOL

**REPORTE DIARIO – DAILY REPORT**





# No. 4

**9 DE FEBRERO / FEBRUARY 9th, 2023**

**@wbscamericasbeisbol**

## PRIMERA RONDA – FIRST ROUND

## POSICIÓN DE EQUIPOS – STANDINGS

RK	EQUIPOS – TEAMS	GP	W	L	AVG	GB
1	 NICARAGUA	3	3	0	<b>1.000</b>	-
2	 HONDURAS	3	2	1	<b>.667</b>	1.0
3	 COSTA RICA	4	2	2	<b>.500</b>	1.5
4	 TEAM WBSC	3	1	2	<b>.333</b>	2.0
5	 EL SALVADOR	3	0	3	<b>.000</b>	3.0

Los equipos son ordenados en atención a los Reglamentos Oficiales de WBSC Américas.

The teams are placed according to the Tournament Regulations for the WBSC Americas.

## RONDA DE APERTURA – OPENING ROUND

### CALENDARIO Y RESULTADOS – SCHEDULE AND RESULTS

#### EQUIPOS – TEAMS

 COSTA RICA

 EL SALVADOR

 HONDURAS

 NICARAGUA

 TEAM WBSC



#### LUNES 6 DE FEBRERO – MONDAY FEBRUARY 6, 2023

#	Hora Hour	Estadio Stadium	Equipo Visitante Away Team	Equipo Local Home Team	Score	Inn
1	11:00	ESTADIO NACIONAL SOBERANÍA	 COSTA RICA	 EL SALVADOR	3 - 1	
2	18:30	ESTADIO NACIONAL SOBERANÍA	 HONDURAS	 NICARAGUA	0 - 7	

#### MARTES 7 DE FEBRERO – TUESDAY FEBRUARY 7, 2023

#	Hora Hour	Estadio Stadium	Equipo Visitante Away Team	Equipo Local Home Team	Score	Inn
3	11:00	ESTADIO NACIONAL SOBERANÍA	 HONDURAS	 TEAM WBSC	10 - 2	
4	18:30	ESTADIO NACIONAL SOBERANÍA	 NICARAGUA	 COSTA RICA	13 - 0	7

#### MIÉRCOLES 8 DE FEBRERO – WEDNESDAY FEBRUARY 8, 2023

#	Hora Hour	Estadio Stadium	Equipo Visitante Away Team	Equipo Local Home Team	Score	Inn
5	11:00	ESTADIO NACIONAL SOBERANÍA	 COSTA RICA	 HONDURAS	1 - 6	
6	18:30	ESTADIO NACIONAL SOBERANÍA	 TEAM WBSC	 EL SALVADOR	3 - 2	

Hora local en Managua, Nicaragua (GMT-6) / Local time in Managua, Nicaragua (GMT-6)

## RONDA DE APERTURA – OPENING ROUND

## CALENDARIO Y RESULTADOS – SCHEDULE AND RESULTS

## JUEVES 9 DE FEBRERO – THURSDAY FEBRUARY 8, 2023

#	Hora Hour	Estadio Stadium	Equipo Visitante Away Team	Equipo Local Home Team	Score	Inn
7	11:00	ESTADIO NACIONAL SOBERANÍA	 TEAM WBSC	 COSTA RICA	3 - 5	
8	18:30	ESTADIO NACIONAL SOBERANÍA	 EL SALVADOR	 NICARAGUA	0 - 8	

## VIERNES 10 DE FEBRERO – FRIDAY FEBRUARY 10, 2023

#	Hora Hour	Estadio Stadium	Equipo Visitante Away Team	Equipo Local Home Team	Score	Inn
9	11:00	ESTADIO NACIONAL SOBERANÍA	 EL SALVADOR	 HONDURAS		
10	18:30	ESTADIO NACIONAL SOBERANÍA	 NICARAGUA	 TEAM WBSC		

## RONDA DE FINAL – FINAL ROUND

## MEDALLAS – MEDALS

## DOMINGO 12 DE FEBRERO – SUNDAY FEBRUARY 12, 2023

#	Hora Hour	Estadio Stadium	Equipo Visitante Away Team	Equipo Local Home Team	Score	Inn
11	13:00	ESTADIO NACIONAL SOBERANÍA	4° Clasificado	3° Clasificado		
12	18:00	ESTADIO NACIONAL SOBERANÍA	2° Clasificado	1° Clasificado		

Hora local en Managua, Nicaragua (GMT-6) / Local time in Managua, Nicaragua (GMT-6)

## RESULTADO DEL JUEGO - GAME SUMMARY 07

# TEAM WBSC – COSTA RICA



Feb 09, 2023 at (Estadio Nacional Soberanía)

```

-----
Team WBSC.....000 000 012 - 3 4 0
Costa Rica.....000 000 05X - 5 5 3
-----
    
```

Team WBSC 3

PLAYER	AB	R	H	BI	2B	3B	HR	BB	SB	CS	HP	SH	SF	SO	IBB	KL	GDP	PO	A	E
ESQUIVEL ROSALES Dav lf	4	0	0	0	0	0	0	0	0	0	0	0	0	1	0	0	0	0	0	0
SAMAYOA MORATAYA Lui ss	3	0	0	0	0	0	0	0	0	0	1	0	0	0	0	0	0	2	6	0
VIZCAINO CHINCHILLA c	3	1	0	0	0	0	0	0	0	1	1	0	0	0	0	0	0	7	1	0
MARTE DUARTE Sean Ca 3b	4	0	1	0	0	0	0	0	0	0	0	0	0	0	0	0	0	0	3	0
LEMUS PEñA Marco Tul 1b	4	1	1	1	1	0	0	0	0	0	0	0	0	0	0	0	0	9	0	0
MAYO MORALES Paolo N cf	4	0	1	1	0	0	0	0	0	0	0	0	0	1	0	1	0	2	0	0
DIAZ MOLINA Jose and dh	4	0	0	0	0	0	0	0	0	0	0	0	0	1	0	0	0	0	0	0
LOPEZ ZEPEDA Juan Jo 2b	3	1	0	0	0	0	0	0	0	0	1	0	0	1	0	0	0	3	0	0
GONZALEZ NEGREROS Ra rf	4	0	1	1	0	0	0	0	0	0	0	0	0	0	0	0	0	1	0	0
<b>Totals</b>	<b>33</b>	<b>3</b>	<b>4</b>	<b>3</b>	<b>1</b>	<b>0</b>	<b>0</b>	<b>0</b>	<b>0</b>	<b>1</b>	<b>3</b>	<b>0</b>	<b>0</b>	<b>4</b>	<b>0</b>	<b>1</b>	<b>0</b>	<b>24</b>	<b>12</b>	<b>0</b>

Costa Rica 5

PLAYER	AB	R	H	BI	2B	3B	HR	BB	SB	CS	HP	SH	SF	SO	IBB	KL	GDP	PO	A	E
IRIGOYEN MORGAN Jass cf	3	0	0	0	0	0	0	0	0	0	0	0	0	1	0	0	0	0	0	0
TORRES Ivan ph	0	1	0	0	0	0	0	0	0	0	1	0	0	0	0	0	0	0	0	0
MULLINS CASANOVA Wil cf	0	0	0	0	0	0	0	0	0	0	0	0	0	0	0	0	0	0	0	0
JUAREZ CADENA Emilso 3b	2	1	0	1	0	0	0	2	0	0	0	0	0	1	0	0	0	3	1	0
MORA ARRIETA Manriqu ss	4	1	1	1	0	0	0	0	0	0	0	0	0	1	0	0	0	2	2	2
ASCANIO MENDEZ Manue 1b	3	0	1	1	0	0	0	0	0	0	1	0	0	1	0	0	0	9	2	0
MONGE RUIZ Yader dh	3	0	1	0	0	0	0	0	0	0	0	0	0	0	0	1	0	0	0	0
FRANCIS RAMON SOTO ph	0	0	0	2	0	0	0	0	0	0	0	0	1	0	0	0	0	0	0	0
URROZ SANDOVAL Kenne 2b	3	0	0	0	0	0	0	1	0	0	0	0	0	0	0	0	0	1	2	0
BUCKMAN BERROCAL Tho rf	3	0	0	0	0	0	0	0	0	0	0	0	0	1	0	0	0	2	0	0
PALMA VILLAGRA Bayro lf	3	1	1	0	0	0	0	0	0	0	0	0	0	1	0	1	0	4	0	0
CHAVES MATAMOROS Jua c	2	1	1	0	0	0	0	0	0	0	1	0	0	0	0	0	0	4	0	0
<b>Totals</b>	<b>26</b>	<b>5</b>	<b>5</b>	<b>5</b>	<b>0</b>	<b>0</b>	<b>0</b>	<b>3</b>	<b>0</b>	<b>0</b>	<b>3</b>	<b>0</b>	<b>1</b>	<b>6</b>	<b>0</b>	<b>1</b>	<b>1</b>	<b>27</b>	<b>9</b>	<b>3</b>

Team WBSC	IP	H	R	ER	BB	SO	WP	HP	BK	IBB	SH	SF	2B	3B	HR	AB	BF	FO	GO	NP
GARCIA JIMENEZ Oscar L,0-1	7.1	4	2	2	2	6	0	1	0	0	0	0	0	0	0	24	27	3	11	100
MARTINEZ POLANCO Car	0.0	0	2	2	1	0	0	1	0	0	0	0	0	0	0	0	2	0	0	7
ORTIZ GOMEZ Byron An	0.2	1	1	1	0	0	0	1	0	0	0	1	0	0	0	2	4	2	0	18

Costa Rica	IP	H	R	ER	BB	SO	WP	HP	BK	IBB	SH	SF	2B	3B	HR	AB	BF	FO	GO	NP
MONTANO MEJIA Miguel W,1-0	8.0	2	2	1	0	3	0	3	0	0	0	0	0	0	0	27	30	12	8	100
LOPEZ BUSTOS Christi	1.0	2	1	1	0	1	0	0	0	0	0	0	1	0	0	6	6	1	2	16

Umpires: HP-Hamilton Lopez (NCA), 1B-Emilio Torres (NCA), 2B-Wilfredo Casco (NCA), 3B-Manuel Suarez (NCA), CO-Jackson Herrera (NCA)

Scorers: Alan Téllez (NCA), Marlon Dávila (NCA)

TC: Gustavo ARGÜELLO (NCA), Ronald TIFFER (NCA)

Start: 10:59 Time: 2:18 Attendance: 100 Weather: Clear 28°C

Game: 7

RESULTADO DEL JUEGO - GAME SUMMARY 08



EL SALVADOR – NICARAGUA



Feb 09, 2023 at (Estadio Nacional Soberanía)

El Salvador.....000 000 000 - 0 3 3  
Nicaragua.....001 024 10X - 8 6 0

El Salvador 0

PLAYER	AB	R	H	BI	2B	3B	HR	BB	SB	CS	HP	SH	SF	SO	IBB	KL	GDP	PO	A	E
VELASCO LOPEZ Mario ss	3	0	1	0	0	0	0	0	0	0	0	0	0	1	0	0	0	0	4	2
POCASANGRE ZEPEDA Jo 2b	1	0	0	0	0	0	0	0	0	0	0	0	0	0	0	0	0	1	1	0
FLORES GUEVARA Jason cf	3	0	0	0	0	0	0	0	0	0	0	0	2	0	0	0	0	2	0	0
LEON MORAN Marlon Gi ph	1	0	0	0	0	0	0	0	0	0	0	0	1	0	0	0	0	0	0	0
DERAS IRAHETA Melvin 3b/ss	3	0	2	0	1	0	0	0	0	0	0	0	0	0	0	0	0	1	5	0
JIMENEZ FERMAN Wilfr dh	3	0	0	0	0	0	0	0	0	0	0	0	1	0	0	0	0	0	0	0
MANRIQUE CARBALLO Ma c	2	0	0	0	0	0	0	1	0	0	0	0	0	1	0	0	0	5	0	0
PARKER HERNANDEZ Mar 2b/3b	3	0	0	0	0	0	0	0	0	0	0	0	0	0	0	0	1	3	1	1
BONILLA AZUCENA Emer 1b	3	0	0	0	0	0	0	0	0	0	0	0	2	0	1	0	10	0	0	0
AYALA SARAVIA Kevin lf	2	0	0	0	0	0	0	0	0	0	0	0	2	0	1	0	2	0	0	0
MARQUEZ MARQUEZ Jose ph/lf	1	0	0	0	0	0	0	0	0	0	0	0	1	0	0	0	0	0	0	0
ARGUETA NOLASCO Edwi rf	3	0	0	0	0	0	0	0	0	0	0	0	3	0	0	0	0	0	0	0
Totals	28	0	3	0	1	0	0	1	0	0	0	0	14	0	2	1	24	11	3	

Nicaragua 8

PLAYER	AB	R	H	BI	2B	3B	HR	BB	SB	CS	HP	SH	SF	SO	IBB	KL	GDP	PO	A	E
BENARD Isaac cf/lf	3	2	2	3	1	0	0	2	0	0	0	0	0	0	0	0	0	1	0	0
VALLE Norlando lf	3	0	0	1	0	0	0	0	0	0	0	0	0	0	0	0	0	0	0	0
MONTES Juan Diego ph/cf	1	0	0	0	0	0	0	0	0	0	0	0	1	0	1	0	0	0	0	0
VASQUEZ COLMENARES W 1b	3	1	2	1	1	0	0	1	0	0	0	0	0	0	0	0	0	10	0	0
CUTHBERT Cheslor 3b	4	0	1	0	0	0	0	0	0	0	0	0	1	0	0	0	0	1	2	0
NOVOA Melvin c	3	1	0	1	0	0	0	0	0	0	0	1	0	0	0	0	14	0	0	0
BRITTON Dwight dh	4	0	0	0	0	0	0	0	0	0	0	0	0	0	0	0	0	0	0	0
BERMUDEZ Sandy rf	4	1	0	0	0	0	0	0	0	0	0	0	0	0	0	0	0	0	0	0
REYES Elmer 2b	2	2	1	0	0	0	0	0	0	0	2	0	0	0	0	0	0	0	4	0
MARIN Ivan ss	2	1	0	0	0	0	1	0	0	0	0	0	2	0	1	0	1	2	0	0
ALEGRIA Benjamin ss	1	0	0	0	0	0	0	0	0	0	0	0	0	0	0	1	0	2	0	0
Totals	30	8	6	6	2	0	0	4	0	0	2	0	1	4	0	2	1	27	11	0

El Salvador	IP	H	R	ER	BB	SO	WP	HP	BK	IBB	SH	SF	2B	3B	HR	AB	BF	FO	GO	NP
JIMENEZ FERMAN David L,0-1	4.0	3	3	2	3	1	1	1	0	0	0	0	1	0	0	15	19	4	7	69
MENA MARTINEZ Rafael	2.0	1	4	0	0	3	3	1	0	0	0	0	1	0	0	9	10	1	2	51
VELASCO LOPEZ Mario	2.0	2	1	0	1	0	0	0	0	0	0	1	0	0	0	6	8	3	2	24

Nicaragua	IP	H	R	ER	BB	SO	WP	HP	BK	IBB	SH	SF	2B	3B	HR	AB	BF	FO	GO	NP
GADEA Kevin W,1-0	5.0	1	0	0	1	8	0	0	0	0	0	0	1	0	0	15	16	2	4	59
TELLER Carlos	1.1	1	0	0	0	3	0	0	0	0	0	0	0	0	0	4	4	0	0	14
GUTIERREZ Osman	1.0	1	0	0	0	0	0	0	0	0	0	0	0	0	0	4	4	0	3	19
RAUDES Roniel	1.1	0	0	0	2	0	0	0	0	0	0	0	0	0	0	4	4	0	2	17
ACUNA Joaquin	0.1	0	0	0	0	1	0	0	0	0	0	0	0	0	0	1	1	0	0	3

Umpires: HP-Manuel VICENTE (NCA), 1B-Jaime Duban Laguna (NCA), 2B-Oscar Matamoros (NCA), 3B-Jackson Herrera (NCA), CO-Hamilton Lopez (NCA)  
Scorers: Alan Téllez (NCA)  
TC: Evert LOPEZ (NCA), Sandy Osvaldo Moreno Alvarado (NCA)  
Start: 18:33 Time: 2:36 Attendance: 0 Weather:  
Game: 8

# RESUMEN DE LIDERES INDIVIDUALES

## INDIVIDUAL LEADERS SUMMARY

(INCLUYENDO JUEGOS DEL 1 AL 8 - INCLUDING GAMES 1-8)

### LIDERES OFENSIVOS – BATTING LEADERS

## BATTING AVERAGE (min 2.7 PA/G)

1. BENARD BURK Isaac, NCA	.556
2. Padilla Padilla Lo, HON	.462
3. VASQUEZ COLMENARES, NCA	.400
4. Marte Duarte Sean, GUA	.385
5. ASCANIO MENDEZ Man, CRC	.364
- Deras Iraheta Melv, ESA	.364
- REYES LICONA Kevin, HON	.364
8. MORA ARRIETA Manri, CRC	.357
9. 3 Tied at	.333

## SLUGGING PCT (min 2.7 PA/G)

1. REYES MENDEZ Elmer, NCA	.833
2. BENARD BURK Isaac, NCA	.778
3. Marte Duarte Sean, GUA	.692
- Padilla Padilla Lo, HON	.692
5. MIRANDA CANALES El, NCA	.556
6. Bernardez Aguirre, HON	.500
- Cockborn Escobar M, HON	.500
- VASQUEZ COLMENARES, NCA	.500
9. 1 Tied at	.455

## ON BASE PCT (min 2.7 PA/G)

1. BENARD BURK Isaac, NCA	.667
2. MONTES INCER Juan, NCA	.636
3. VIZCAINO CHINCHILL, GUA	.571
4. REYES MENDEZ Elmer, NCA	.556
5. VASQUEZ COLMENARES, NCA	.538
6. Cockborn Escobar M, HON	.533
7. ASCANIO MENDEZ Man, CRC	.500
8. Padilla Padilla Lo, HON	.462
9. VALLE MIRANDA Norl, NCA	.444
10. 3 Tied at	.417

## RUNS

1. Cockborn Escobar M, HON	5
2. BERMUDEZ SEQUEIRA, NCA	4
- VASQUEZ COLMENARES, NCA	4
4. BENARD BURK Isaac, NCA	3
- MONTES INCER Juan, NCA	3
- MORA ARRIETA Manri, CRC	3
- REYES LICONA Kevin, HON	3
- REYES MENDEZ Elmer, NCA	3
9. 11 Tied at	2

## HITS

1. Padilla Padilla Lo, HON	6
2. BENARD BURK Isaac, NCA	5
- Marte Duarte Sean, GUA	5
- MORA ARRIETA Manri, CRC	5
5. ASCANIO MENDEZ Man, CRC	4
- Deras Iraheta Melv, ESA	4
- Lemus Pena Marco T, GUA	4
- REYES LICONA Kevin, HON	4
- VASQUEZ COLMENARES, NCA	4
10. 6 Tied at	3

## RBI

1. BENARD BURK Isaac, NCA	6
- Padilla Padilla Lo, HON	6
3. Lemus Pena Marco T, GUA	4
4. Francis Ramon SOTO, CRC	3
5. 10 Tied at	2

## DOUBLES

1. BENARD BURK Isaac, NCA	2
- Marte Duarte Sean, GUA	2
3. 9 Tied at	1

## TRIPLES

1. Cockborn Escobar M, HON	1
- Marte Duarte Sean, GUA	1

## HOMERUNS

1. Bernardez Aguirre, HON	1
- MIRANDA CANALES El, NCA	1
- Padilla Padilla Lo, HON	1
- REYES MENDEZ Elmer, NCA	1

## TOTAL BASES

1. Marte Duarte Sean, GUA	9
- Padilla Padilla Lo, HON	9
3. BENARD BURK Isaac, NCA	7
4. Bernardez Aguirre, HON	6
5. 8 Tied at	5

## WALKS

1. MONTES INCER Juan, NCA	5
- VIZCAINO CHINCHILL, GUA	5
3. BENARD BURK Isaac, NCA	3
- JUAREZ CADENA Emil, CRC	3
- NOVOA ARANA Melvin, NCA	3
- VASQUEZ COLMENARES, NCA	3
- Zavala Nunez Jorge, HON	3
8. 11 Tied at	2

## HIT BY PITCH

1. Cockborn Escobar M, HON	3
2. Lopez Zepeda Juan, GUA	2
- REYES MENDEZ Elmer, NCA	2
- Samayoa Morataya L, GUA	2
5. 10 Tied at	1

## SACRIFICE HITS

1. Bonilla Azucena Em, ESA	2
2. Buckman Berrocal T, CRC	1
- Cardona Pineda Jos, HON	1
- Flores Guevara Jas, ESA	1
- Lanza Molina Sebas, HON	1
- Velasco Lopez Mari, ESA	1

## SACRIFICE FLY

1. CUTHBERT CARLSON C, NCA	2
2. Cardona Pineda Jos, HON	1
- Francis Ramon SOTO, CRC	1
- Lemus Pena Marco T, GUA	1
- MONGE RUIZ Yader, CRC	1
- NOVOA ARANA Melvin, NCA	1

## STOLEN BASES

1. Jimenez Ferman Wil, ESA	2
- MONTES INCER Juan, NCA	2
3. ASCANIO MENDEZ Man, CRC	1
- BERMUDEZ SEQUEIRA, NCA	1
- Cockborn Escobar M, HON	1
- MONGE RUIZ Yader, CRC	1
- Torres Caballeros, CRC	1

## PLATE APPEARANCES

1. Cockborn Escobar M, HON	15
- MORA ARRIETA Manri, CRC	15
3. ASCANIO MENDEZ Man, CRC	14
- Buckman Berrocal T, CRC	14
- Cardona Pineda Jos, HON	14
- CUTHBERT CARLSON C, NCA	14
- Esquivel Rosales D, GUA	14
- MONGE RUIZ Yader, CRC	14
- VIZCAINO CHINCHILL, GUA	14
10. 7 Tied at	13

## AT BATS

1. MORA ARRIETA Manri, CRC	14
2. Marte Duarte Sean, GUA	13
- MONGE RUIZ Yader, CRC	13
- Padilla Padilla Lo, HON	13
5. 5 Tied at	12

## CAUGHT STEALING

1. ASCANIO MENDEZ Man, CRC	1
- MONTES INCER Juan, NCA	1
- MORA ARRIETA Manri, CRC	1
- Padilla Padilla Lo, HON	1
- Samayoa Morataya L, GUA	1
- Torres Caballeros, CRC	1
- VIZCAINO CHINCHILL, GUA	1

## STRIKEOUTS

1. Lopez Zepeda Juan, GUA	7
2. AYALA SARAVIA Kevi, ESA	6
3. Cockborn Escobar M, HON	5
4. 10 Tied at	4

## STRIKEOUTS LOOKING

1. Cockborn Escobar M, HON	4
2. Marte Duarte Sean, GUA	3
3. 7 Tied at	2

## GDP

1. MONGE RUIZ Yader, CRC	2
2. ALEGRIA NORORI Ben, NCA	1
- ASCANIO MENDEZ Man, CRC	1
- BRITTON WILSON Dwi, NCA	1
- Cardona Pineda Jos, HON	1
- Cordero Rojas Carl, HON	1
- Francis Ramon SOTO, CRC	1
- Parker Hernandez M, ESA	1



# RESUMEN DE LIDERES INDIVIDUALES

## INDIVIDUAL LEADERS SUMMARY

(INCLUYENDO JUEGOS DEL 1 AL 8 - INCLUDING GAMES 1-8)

### LIDERES EN PITCHEO - PITCHING LEADERS

## EARNED RUN AVG (min 0.8 IP/G)

1. Amezquita Castella, GUA	0.00
- CRAWFORD WILLIAMS, NCA	0.00
- GADEA ORTEGA Kevin, NCA	0.00
- Giron Balladarez J, HON	0.00
- Martinez Orellana, ESA	0.00
- Medrano Obando Ron, NCA	0.00
7. MONTANO MEJIA Migu, CRC	1.13
8. Barquero Jackson P, CRC	1.29
9. Alfaro Nolasco Nel, ESA	1.69

## OPPOSING AVG (min 0.8 IP/G)

1. Medrano Obando Ron, NCA	.053
2. GADEA ORTEGA Kevin, NCA	.067
3. MONTANO MEJIA Migu, CRC	.074
4. Barquero Jackson P, CRC	.095
5. CRAWFORD WILLIAMS, NCA	.118
6. Martinez Orellana, ESA	.130
7. Giron Balladarez J, HON	.148
8. GARCIA JIMENEZ Osc, GUA	.167
9. 1 Tied at	.200

## INNINGS PITCHED

1. Amezquita Castella, GUA	8.0
- Giron Balladarez J, HON	8.0
- MONTANO MEJIA Migu, CRC	8.0
4. GARCIA JIMENEZ Osc, GUA	7.1
5. Barquero Jackson P, CRC	7.0
- Martinez Orellana, ESA	7.0
7. Medrano Obando Ron, NCA	6.0
8. ESCOTO LOPEZ Taylo, CRC	5.2
9. Alfaro Nolasco Nel, ESA	5.1
10. 3 Tied at	5.0

## STRIKEOUTS

1. Medrano Obando Ron, NCA	13
2. Martinez Orellana, ESA	9
3. GADEA ORTEGA Kevin, NCA	8
- Rodriguez Archila, HON	8
5. Amezquita Castella, GUA	6
- Barquero Jackson P, CRC	6
- CRAWFORD WILLIAMS, NCA	6
- GARCIA JIMENEZ Osc, GUA	6
- Giron Balladarez J, HON	6
10. 2 Tied at	5

## WINS

1. Amezquita Castella, GUA	1
- Barquero Jackson P, CRC	1
- CRAWFORD WILLIAMS, NCA	1
- GADEA ORTEGA Kevin, NCA	1
- Giron Balladarez J, HON	1
- Medrano Obando Ron, NCA	1
- MONTANO MEJIA Migu, CRC	1
- Rodriguez Archila, HON	1

## SAVES

1. Lopez Bustos Chris, CRC	1
- Martinez Polanco C, GUA	1

## GAMES

1. ACUNA SALMERON Joa, NCA	2
- Lopez Bustos Chris, CRC	2
- Martinez Orellana, ESA	2
- Martinez Polanco C, GUA	2
5. 39 Tied at	1

## GAMES STARTED

1. 16 Tied at	1
---------------	---

## SACRIFICE HITS AGAINST

1. Barquero Jackson P, CRC	2
2. Alfaro Nolasco Nel, ESA	1
- AMADO TORTOLA Dieg, GUA	1
- Amezquita Castella, GUA	1
- HOLMES DOWNS Donov, CRC	1
- Martinez Polanco C, GUA	1

## SACRIFICE FLIES AGAINST

1. Garcia Sanchez Dav, HON	2
2. Bautista Villatoro, ESA	1
- Ortiz Gomez Byron, GUA	1
- Parker Hernandez M, ESA	1
- POLANCO DUARTE Car, GUA	1
- Velasco Lopez Mari, ESA	1

## LOSSES

1. Alfaro Nolasco Nel, ESA	1
- AMADO TORTOLA Dieg, GUA	1
- Bautista Villatoro, ESA	1
- GARCIA JIMENEZ Osc, GUA	1
- Garcia Sanchez Dav, HON	1
- HOLMES DOWNS Donov, CRC	1
- Jimenez Ferman Dav, ESA	1
- Ramirez Hernandez, CRC	1

## WILD PITCHES

1. Barquero Jackson P, CRC	5
2. Mena Martinez Rafa, ESA	3
3. Ramirez Hernandez, CRC	2
4. Jimenez Ferman Dav, ESA	1
- NARVAEZ CHINCHILLA, CRC	1
- POLANCO DUARTE Car, GUA	1

## BALKS

1. Garcia Sanchez Dav, HON	2
2. ESCOTO LOPEZ Taylo, CRC	1
- Giron Balladarez J, HON	1
- Lopez Bustos Chris, CRC	1
- POLANCO DUARTE Car, GUA	1

## HIT BY PITCH

1. AMADO TORTOLA Dieg, GUA	3
- MONTANO MEJIA Migu, CRC	3
3. Bautista Villatoro, ESA	2
- Martinez Orellana, ESA	2
5. 9 Tied at	1

## INTENTIONAL WALKS

1. HOLMES DOWNS Donov, CRC	2
2. Amezquita Castella, GUA	1
- Parker Hernandez M, ESA	1

## HITS ALLOWED

1.	Amezquita Castella, GUA	8
2.	AMADO TORTOLA Dieg, GUA	7
-	Ramirez Hernandez, CRC	7
4.	ESCOTO LOPEZ Taylo, CRC	6
-	HOLMES DOWNS Donov, CRC	6
6.	Garcia Sanchez Dav, HON	5
7.	5 Tied at	4

## RUNS ALLOWED

1.	AMADO TORTOLA Dieg, GUA	8
-	Ramirez Hernandez, CRC	8
3.	Garcia Sanchez Dav, HON	6
4.	Mena Martinez Rafa, ESA	4
-	NARVAEZ CHINCHILLA, CRC	4
6.	ESCOTO LOPEZ Taylo, CRC	3
-	HOLMES DOWNS Donov, CRC	3
-	Jimenez Ferman Dav, ESA	3
9.	7 Tied at	2

## EARNED RUNS (min 0.8 IP/G)

1.	Amezquita Castella, GUA	0
-	CRAWFORD WILLIAMS, NCA	0
-	GADEA ORTEGA Kevin, NCA	0
-	Giron Balladarez J, HON	0
-	Martinez Orellana, ESA	0
-	Medrano Obando Ron, NCA	0
7.	6 Tied at	1

## WALKS ALLOWED (min 0.8 IP/G)

1.	AMADO TORTOLA Dieg, GUA	0
-	CRAWFORD WILLIAMS, NCA	0
-	ESCOTO LOPEZ Taylo, CRC	0
-	Medrano Obando Ron, NCA	0
-	MONTANO MEJIA Migu, CRC	0
6.	GADEA ORTEGA Kevin, NCA	1
7.	3 Tied at	2

# RESUMEN DE LIDERES INDIVIDUALES INDIVIDUAL LEADERS SUMMARY

(INCLUYENDO JUEGOS DEL 1 AL 8 - INCLUDING GAMES 1-8)

## LIDERES DEFENSIVOS – FIELDING LEADERS

### PUTOUTS

1.	NOVOA ARANA Melvin, NCA	36
2.	Manrique Carballo, ESA	27
3.	Lemus Pena Marco T, GUA	26
4.	ASCANIO MENDEZ Man, CRC	25
-	Francis Ramon SOTO, CRC	25
6.	Zavala Nunez Jorge, HON	22
7.	VIZCAINO CHINCHILL, GUA	18
8.	Aguilar Merino Wal, HON	17
9.	Lopez Zepeda Juan, GUA	13

### ASSISTS

1.	Samayoa Morataya L, GUA	13
2.	Deras Iraheta Melv, ESA	12
3.	MORA ARRIETA Manri, CRC	11
4.	Velasco Lopez Mari, ESA	10
5.	Cardona Pineda Jos, HON	7
-	Lopez Zepeda Juan, GUA	7
-	Padilla Padilla Lo, HON	7
8.	Cockborn Escobar M, HON	6
9.	5 Tied at	5

### ERRORS

1.	Cockborn Escobar M, HON	3
-	MORA ARRIETA Manri, CRC	3
-	Velasco Lopez Mari, ESA	3
4.	Irigoyen Morgan Ja, CRC	2
-	URROZ SANDOVAL Ken, CRC	2
6.	15 Tied at	1

### CAUGHT STEALING

1.	Aguilar Merino Wal, HON	1
-	Alfaro Nolasco Nel, ESA	1
-	ASCANIO MENDEZ Man, CRC	1
-	Manrique Carballo, ESA	1
-	Martinez Orellana, ESA	1
-	MONTANO MEJIA Migu, CRC	1
-	Ramirez Hernandez, CRC	1

## ESTADÍSTICAS POR EQUIPO TEAM'S STATS RANKING

(INCLUYENDO JUEGOS DEL 1 AL 8 - INCLUDING GAMES 1-8)

### BATEO – BATTING

TEAM	AVG	G	AB	R	H	2B	3B	HR	RBI	TB	SLG%	BB	HP	SO	GDP	OB%	SF	SH	SB-ATT
Nicaragua	.274	3	95	28	26	6	0	2	20	38	.400	23	3	14	2	.419	3	0	3-4
Honduras	.270	3	100	16	27	2	1	2	15	37	.370	8	4	26	2	.345	1	2	1-2
Costa Rica	.167	4	108	9	18	1	0	0	8	19	.176	14	4	30	4	.281	2	1	3-6
Team WBSC	.156	3	96	8	15	3	1	0	8	20	.208	12	7	29	0	.293	1	0	0-2
El Salvador	.146	3	89	3	13	1	0	0	1	14	.157	11	1	27	1	.248	0	4	2-2
TOTALS	.203	8	488	64	99	13	2	4	52	128	.262	68	19	126	9	.320	7	7	9-16

### PITCHEO – PITCHING

TEAM	ERA	W-L	SV	IP	GS	CG	SHO	H	R	ER	BB	SO	2B	3B	HR	AB	B/Avg	WP	HP	BKIBB	SHA	SFA
Nicaragua	0.00	3-0	0	25.0	3	0	0	7	0	0	2	41	1	0	0	80	.088	0	0	0	0	0
El Salvador	1.73	0-3	0	26.0	3	0	0	17	14	5	12	24	3	1	0	90	.189	4	6	0	1	1
Honduras	2.08	2-1	0	26.0	3	0	0	18	10	6	24	25	3	0	1	91	.198	0	2	3	0	0
Costa Rica	4.36	2-2	1	33.0	4	0	0	30	23	16	20	20	4	0	2	130	.231	8	4	2	2	3
Team WBSC	4.85	1-2	1	26.0	3	0	0	27	17	14	10	16	2	1	1	97	.278	1	7	1	1	3
TOTALS	2.71	8-8	2	136.0	16	0	0	99	64	41	68	126	13	2	4	488	.203	13	19	6	4	7

### DEFENSA – DEFENSE

TEAM	C	PO	A	E	DP	FLD%	CSB	SBA	SBA%	CI	PB
Nicaragua	96	75	20	1	1	.990	0	1	1.000	0	0
Honduras	114	78	30	6	4	.947	1	3	.750	0	0
Costa Rica	148	99	37	12	1	.919	3	1	.250	0	1
Team WBSC	116	78	35	3	3	.974	0	3	1.000	0	2
El Salvador	117	78	33	6	2	.949	3	1	.250	0	1
TOTALS	591	408	155	28	11	.953	7	9	.563	0	4

## ESTADÍSTICAS DE EQUIPO - TEAM'S STATS

(INCLUYENDO JUEGOS DEL 1 AL 8 - INCLUDING GAMES 1-8)



# COSTA RICA

# CRC

Overall Statistics for Team WBSC (as of Feb 09, 2023)  
 (All Games, Sorted by Batting Avg)

Record: Tournament: 2-2 / Opening Round: 2-2 /

#	PLAYER	AVG	GP-GS	AB	R	H	2B	3B	HR	RBI	TB	SLG%	BB	HP	SO	GDP	OB%	SF	SH	SB-ATT
11	ASCANIO MENDEZ Man	.364	4-4	11	0	4	1	0	0	2	5	.455	2	1	2	1	.500	0	0	1-2
13	MORA ARRIETA Manri	.357	4-4	14	3	5	0	0	0	1	5	.357	1	0	2	0	.400	0	0	0-1
42	Palma Villagra Bay	.333	2-1	3	1	1	0	0	0	0	1	.333	1	0	1	0	.500	0	0	0-0
12	CHAVES MATAMOROS J	.333	2-1	3	1	1	0	0	0	0	1	.333	0	1	0	0	.500	0	0	0-0
25	MONGE RUIZ Yader	.231	4-4	13	0	3	0	0	0	1	3	.231	0	0	1	2	.214	1	0	1-1
22	Francis Ramon SOTO	.222	4-3	9	0	2	0	0	0	3	2	.222	2	0	4	1	.333	1	0	0-0
21	Torres Caballeros	.111	4-3	9	1	1	0	0	0	0	1	.111	1	1	4	0	.273	0	0	1-2
58	Buckman Berrocal T	.083	4-4	12	2	1	0	0	0	0	1	.083	0	1	4	0	.154	0	1	0-0
23	JUAREZ CADENA Emil	.000	4-3	9	1	0	0	0	0	1	0	.000	3	0	4	0	.250	0	0	0-0
3	Irigoyen Morgan Ja	.000	4-4	11	0	0	0	0	0	0	0	.000	2	0	4	0	.154	0	0	0-0
2	URROZ SANDOVAL Ken	.000	4-2	6	0	0	0	0	0	0	0	.000	1	0	0	0	.143	0	0	0-0
10	Mullins Casanova W	.000	4-3	8	0	0	0	0	0	0	0	.000	1	0	4	0	.111	0	0	0-0
Totals		.167		108	9	18	1	0	0	8	19	.176	14	4	30	4	.281	2	1	3-6
Opponents		.231		130	23	30	4	0	2	17	40	.308	20	4	20	0	.351	0	3	1-4

(All Games, Sorted by Earned Run Avg)

#	PLAYER	ERA	W-L	SV	IP	G	GS	CG	SHO	H	R	ER	BB	SO	2B	3B	HR	AB	B/Avg	WP	HP	BK	IBB	SHA	SFA
20	CASCANTE ROLDAN Fa	0.00	0-0	0	0.1	1	0	0	0	0	0	0	0	0	0	0	1	.000	0	0	0	0	0	0	0
45	ESTRELLA TATIS Jua	0.00	0-0	0	0.1	1	0	0	0	0	0	0	0	0	0	0	1	.000	0	0	0	0	0	0	0
17	MONTANO MEJIA Migu	1.13	1-0	0	8.0	1	1	0	0	2	2	1	0	3	0	0	0	27	.074	0	3	0	0	0	0
16	Barquero Jackson P	1.29	1-0	0	7.0	1	1	0	0	2	1	1	5	6	0	0	0	21	.095	5	1	0	0	2	0
19	Lopez Bustos Chris	3.00	0-0	1	3.0	2	0	0	0	2	1	1	2	2	1	0	0	12	.167	0	0	1	0	0	0
51	ESCOTO LOPEZ Taylo	4.76	0-0	0	5.2	1	0	0	0	6	3	3	0	2	0	0	1	21	.286	0	0	1	0	0	0
24	Ramirez Hernandez	5.79	0-1	0	4.2	1	1	0	0	7	8	3	5	4	1	0	0	22	.318	2	0	0	0	0	0
15	Urbina Gomez Luis	6.75	0-0	0	1.1	1	0	0	0	1	1	1	2	1	0	0	0	6	.167	0	0	0	0	0	0
54	HOLMES DOWNS Donovan	9.00	0-1	0	2.0	1	1	0	0	6	3	2	4	2	0	0	0	13	.462	0	0	0	2	1	0
37	NARVAEZ CHINCHILLA	54.00	0-0	0	0.2	1	0	0	0	4	4	4	2	0	2	0	1	6	.667	1	0	0	0	0	0
Totals		4.36	2-2	1	33.0	4	4	0	0	30	23	16	20	20	4	0	2	130	.231	8	4	2	2	3	0
Opponents		1.91	2-2	0	33.0	4	4	0	0	18	9	7	14	30	1	0	0	108	.167	0	4	1	1	1	2

(All Games, Sorted by Fielding Pct)

#	PLAYER	C	PO	A	E	DP	FLD%	CSB	SBA	SBA%	CI	PB
11	ASCANIO MENDEZ Man	28	25	3	0	0	1.000	1	1	.500	0	1
23	JUAREZ CADENA Emil	11	6	5	0	0	1.000	0	0	0	0	0
12	CHAVES MATAMOROS J	5	5	0	0	0	1.000	0	0	0	0	0
42	Palma Villagra Bay	4	4	0	0	0	1.000	0	0	0	0	0
58	Buckman Berrocal T	4	4	0	0	0	1.000	0	0	0	0	0
16	Barquero Jackson P	3	0	3	0	0	1.000	0	0	0	0	0
24	Ramirez Hernandez	1	0	1	0	0	1.000	1	0	.000	0	0
19	Lopez Bustos Chris	1	0	1	0	0	1.000	0	0	0	0	0
22	Francis Ramon SOTO	26	25	0	1	0	.962	0	0	0	0	0
13	MORA ARRIETA Manri	24	10	11	3	1	.875	0	0	0	0	0
21	Torres Caballeros	7	5	1	1	1	.857	0	0	0	0	0
10	Mullins Casanova W	7	6	0	1	0	.857	0	0	0	0	0
3	Irigoyen Morgan Ja	10	4	4	2	0	.800	0	0	0	0	0
2	URROZ SANDOVAL Ken	10	3	5	2	0	.800	0	0	0	0	0
17	MONTANO MEJIA Migu	5	2	2	1	0	.800	1	0	.000	0	0
54	HOLMES DOWNS Donovan	2	0	1	1	0	.500	0	0	0	0	0
Totals		148	99	37	12	1	.919	3	1	.250	0	1
Opponents		144	99	41	4	4	.972	3	3	.500	0	1

## ESTADÍSTICAS DE EQUIPO - TEAM'S STATS

(INCLUYENDO JUEGOS DEL 1 AL 8 - INCLUDING GAMES 1-8)



# EL SALVADOR

# ESA

Overall Statistics for Team WBSC (as of Feb 09, 2023)  
 (All Games, Sorted by Batting Avg)

Record: Tournament: 0-3 / Opening Round: 0-3 /

#	PLAYER	AVG	GP-GS	AB	R	H	2B	3B	HR	RBI	TB	SLG%	BB	HP	SO	GDP	OB%	SF	SH	SB-ATT
14	Deras Iraheta Melv	.364	3-3	11	0	4	1	0	0	0	5	.455	1	0	0	0	.417	0	0	0-0
11	Velasco Lopez Mari	.273	3-3	11	1	3	0	0	0	0	3	.273	1	0	1	0	.333	0	1	0-0
16	Flores Guevara Jas	.182	3-3	11	0	2	0	0	0	0	2	.182	0	0	4	0	.182	0	1	0-0
26	Parker Hernandez M	.167	2-2	6	0	1	0	0	0	0	1	.167	1	0	0	1	.286	0	0	0-0
2	Bonilla Azucena Em	.125	3-3	8	0	1	0	0	0	1	1	.125	1	0	2	0	.222	0	2	0-0
45	Manrique Carballo	.125	3-3	8	1	1	0	0	0	0	1	.125	2	1	3	0	.364	0	0	0-0
66	Jimenez Ferman Wil	.091	3-3	11	1	1	0	0	0	0	1	.91	0	0	2	0	.091	0	0	2-2
25	Lopez Castellanos	.000	1-1	0	0	0	0	0	0	0	0	.000	2	0	0	0	1.000	0	0	0-0
15	Cortez Barrientos	.000	1-1	2	0	0	0	0	0	0	0	.000	0	0	1	0	.000	0	0	0-0
22	Argueta Nolasco Ed	.000	1-1	3	0	0	0	0	0	0	0	.000	0	0	3	0	.000	0	0	0-0
17	Marquez Marquez Jo	.000	3-0	3	0	0	0	0	0	0	0	.000	1	0	2	0	.250	0	0	0-0
77	Rivas Campos Carlo	.000	2-1	4	0	0	0	0	0	0	0	.000	0	0	2	0	.000	0	0	0-0
23	Pocasangre Zepeda	.000	2-0	1	0	0	0	0	0	0	0	.000	1	0	0	0	.500	0	0	0-0
12	AYALA SARAVIA Kevi	.000	3-3	9	0	0	0	0	0	0	0	.000	1	0	6	0	.100	0	0	0-0
30	LEON MORAN Marlon	.000	2-0	1	0	0	0	0	0	0	0	.000	0	0	1	0	.000	0	0	0-0
Totals		.146		89	3	13	1	0	0	1	14	.157	11	1	27	1	.248	0	4	2-2
Opponents		.189		90	14	17	3	1	0	12	22	.244	12	6	24	2	.315	3	1	1-4

(All Games, Sorted by Earned Run Avg)

#	PLAYER	ERA	W-L	SV	IP	G	GS	CG	SHO	H	R	ER	BB	SO	2B	3B	HR	AB	B/Avg	WP	HP	BK	IBB	SHA	SFA
10	Martinez Orellana	0.00	0-0	0	7.0	2	1	0	0	3	2	0	3	9	0	1	0	23	.130	0	2	0	0	0	0
21	Mena Martinez Rafa	0.00	0-0	0	2.0	1	0	0	0	1	4	0	0	3	1	0	0	9	.111	3	1	0	0	0	0
52	Velasco Lopez Mari	0.00	0-0	0	2.0	1	0	0	0	2	1	0	1	0	0	0	0	6	.333	0	0	0	0	0	1
57	Alfaro Nolasco Nel	1.69	0-1	0	5.1	1	1	0	0	4	2	1	2	5	0	0	0	19	.211	0	0	0	0	1	0
24	Bautista Villatoro	3.00	0-1	0	3.0	1	0	0	0	2	1	1	2	3	0	0	0	10	.200	0	2	0	0	0	1
26	Parker Hernandez M	3.38	0-0	0	2.2	1	0	0	0	2	1	1	1	3	1	0	0	8	.250	0	0	0	1	0	1
7	Jimenez Ferman Dav	4.50	0-1	0	4.0	1	1	0	0	3	3	2	3	1	1	0	0	15	.200	1	1	0	0	0	0
Totals		1.73	0-3	0	26.0	3	3	0	0	17	14	5	12	24	3	1	0	90	.189	4	6	0	1	1	3
Opponents		0.33	3-0	2	27.0	3	3	0	0	13	3	1	11	27	1	0	0	89	.146	5	1	1	1	4	0

(All Games, Sorted by Fielding Pct)

#	PLAYER	C	PO	A	E	DP	FLD%	CSB	SBA	SBA%	CI	PB
14	Deras Iraheta Melv	18	6	12	0	1	1.000	0	0	0	0	0
2	Bonilla Azucena Em	12	12	0	0	1	1.000	0	0	0	0	0
25	Lopez Castellanos	5	4	1	0	1	1.000	0	0	0	0	0
77	Rivas Campos Carlo	4	4	0	0	0	1.000	0	0	0	0	0
12	AYALA SARAVIA Kevi	4	3	1	0	0	1.000	0	0	0	0	0
15	Cortez Barrientos	3	2	1	0	1	1.000	0	0	0	0	0
57	Alfaro Nolasco Nel	3	0	3	0	0	1.000	1	0	.000	0	0
10	Martinez Orellana	2	0	2	0	0	1.000	1	0	.000	0	0
23	Pocasangre Zepeda	2	1	1	0	1	1.000	0	0	0	0	0
45	Manrique Carballo	29	27	1	1	0	.966	1	1	.500	0	1
26	Parker Hernandez M	10	8	1	1	0	.900	0	0	0	0	0
16	Flores Guevara Jas	8	7	0	1	0	.875	0	0	0	0	0
11	Velasco Lopez Mari	17	4	10	3	1	.824	0	0	0	0	0
Totals		117	78	33	6	2	.949	3	1	.250	0	1
Opponents		113	81	30	2	1	.982	0	2	1.000	0	1

# ESTADÍSTICAS DE EQUIPO - TEAM'S STATS

(INCLUYENDO JUEGOS DEL 1 AL 8 - INCLUDING GAMES 1-8)



## HONDURAS

## HON

Overall Statistics for Team WBSC (as of Feb 09, 2023)  
 (All Games, Sorted by Batting Avg)

Record: Tournament: 2-1 / Opening Round: 2-1 /

#	PLAYER	AVG	GP-GS	AB	R	H	2B	3B	HR	RBI	TB	SLG%	BB	HP	SO	GDP	OB%	SF	SH	SB-ATT
49	Lanza Molina Sebas	.500	3-1	6	1	3	0	0	0	1	3	.500	0	0	2	0	.500	0	1	0-0
2	Padilla Padilla Lo	.462	3-3	13	1	6	0	0	1	6	9	.692	0	0	3	0	.462	0	0	0-1
6	Inestroza Paz Alla	.400	2-1	5	0	2	1	0	0	0	3	.600	0	0	0	0	.400	0	0	0-0
21	REYES LICONA Kevin	.364	3-3	11	3	4	0	0	0	1	4	.364	1	0	0	0	.417	0	0	0-0
43	Cordero Rojas Carl	.333	1-1	3	0	1	0	0	0	1	1	.333	0	0	0	1	.333	0	0	0-0
34	Cockborn Escobar M	.300	3-3	10	5	3	0	1	0	0	5	.500	2	3	5	0	.533	0	0	1-1
90	Bernardez Aguirre	.250	3-3	12	2	3	0	0	1	2	6	.500	0	0	2	0	.250	0	0	0-0
24	Zavala Nunez Jorge	.222	3-3	9	0	2	1	0	0	1	3	.333	3	0	2	0	.417	0	0	0-0
19	Mena Savillon Mois	.200	2-2	5	1	1	0	0	0	1	1	.200	0	0	2	0	.200	0	0	0-0
14	Cardona Pineda Jos	.167	3-3	12	2	2	0	0	0	2	2	.167	0	0	3	1	.154	1	1	0-0
10	Aguilar Merino Wal	.000	3-2	6	1	0	0	0	0	0	0	.000	2	1	4	0	.333	0	0	0-0
3	RUIZ NARVAEZ Guilm	.000	2-0	3	0	0	0	0	0	0	0	.000	0	0	0	0	.000	0	0	0-0
7	Diaz Mejia Eduardo	.000	1-1	2	0	0	0	0	0	0	0	.000	0	0	2	0	.000	0	0	0-0
47	Padilla Padilla Jo	.000	1-1	1	0	0	0	0	0	0	0	.000	0	0	1	0	.000	0	0	0-0
30	Cardona Pineda Jos	.000	1-0	1	0	0	0	0	0	0	0	.000	0	0	0	0	.000	0	0	0-0
26	Amaya Mendez Marco	.000	2-0	1	0	0	0	0	0	0	0	.000	0	0	0	0	.000	0	0	0-0
Totals		.270		100	16	27	2	1	2	15	37	.370	8	4	26	2	.345	1	2	1-2
Opponents		.198		91	10	18	3	0	1	7	24	.264	24	2	25	3	.370	2	0	3-4

#	PLAYER	ERA	W-L	SV	IP	G	GS	CG	SHO	H	R	ER	BB	SO	2B	3B	HR	AB	B/Avg	WP	HP	BK	IBB	SHA	SFA
22	Diaz Villatoro Den	0.00	0-0	0	1.0	1	0	0	0	0	0	0	3	1	0	0	0	2	.000	0	0	0	0	0	0
13	Morazan Rodriguez	0.00	0-0	0	1.2	1	0	0	0	1	0	0	2	0	0	0	0	6	.167	0	0	0	0	0	0
27	Giron Balladarez J	0.00	1-0	0	8.0	1	1	0	0	4	1	0	2	6	0	0	0	27	.148	0	1	1	0	0	0
11	Rodriguez Archila	1.80	1-0	0	5.0	1	1	0	0	4	1	1	4	8	1	0	0	18	.222	0	0	0	0	0	0
26	Amaya Mendez Marco	2.70	0-0	0	3.1	1	0	0	0	3	1	1	3	3	1	0	0	11	.273	0	0	0	0	0	0
17	Nunez Moya Jose Ro	3.86	0-0	0	2.1	1	0	0	0	1	1	1	3	5	1	0	0	8	.125	0	0	0	0	0	0
88	Garcia Sanchez Dav	5.79	0-1	0	4.2	1	1	0	0	5	6	3	7	2	0	0	1	19	.263	0	1	2	0	0	2
Totals		2.08	2-1	0	26.0	3	3	0	0	18	10	6	24	25	3	0	1	91	.198	0	2	3	0	0	2
Opponents		4.85	1-2	0	26.0	3	3	0	0	27	16	14	8	26	2	1	2	100	.270	1	4	2	2	2	1

#	PLAYER	C	PO	A	E	DP	FLD%	CSB	SBA	SBA%	CI	PB
24	Zavala Nunez Jorge	22	22	0	0	4	1.000	0	0	0	0	0
10	Aguilar Merino Wal	19	17	2	0	0	1.000	1	1	.500	0	0
14	Cardona Pineda Jos	12	5	7	0	2	1.000	0	0	0	0	0
2	Padilla Padilla Lo	11	4	7	0	1	1.000	0	0	0	0	0
6	Inestroza Paz Alla	6	5	1	0	0	1.000	0	0	0	0	0
21	REYES LICONA Kevin	5	5	0	0	0	1.000	0	0	0	0	0
30	Cardona Pineda Jos	4	4	0	0	0	1.000	0	0	0	0	0
3	RUIZ NARVAEZ Guilm	2	1	1	0	1	1.000	0	0	0	0	0
47	Padilla Padilla Jo	2	2	0	0	0	1.000	0	2	1.000	0	0
11	Rodriguez Archila	1	0	1	0	0	1.000	0	0	0	0	0
13	Morazan Rodriguez	1	1	0	0	0	1.000	0	0	0	0	0
27	Giron Balladarez J	1	0	1	0	0	1.000	0	0	0	0	0
19	Mena Savillon Mois	1	1	0	0	0	1.000	0	0	0	0	0
49	Lanza Molina Sebas	1	1	0	0	0	1.000	0	0	0	0	0
90	Bernardez Aguirre	7	5	1	1	1	.857	0	0	0	0	0
7	Diaz Mejia Eduardo	5	1	3	1	1	.800	0	0	0	0	0
34	Cockborn Escobar M	13	4	6	3	2	.769	0	0	0	0	0
88	Garcia Sanchez Dav	1	0	0	1	0	.000	0	0	0	0	0
Totals		114	78	30	6	4	.947	1	3	.750	0	0
Opponents		108	78	25	5	3	.954	1	1	.500	0	0

## ESTADÍSTICAS DE EQUIPO – TEAM'S STATS

(INCLUYENDO JUEGOS DEL 1 AL 8 - INCLUDING GAMES 1-8)



# NICARAGUA

# NCA

Overall Statistics for Nicaragua (as of Feb 09, 2023)  
 (All Games, Sorted by Batting Avg)

Record: Tournament: 3-0 / Opening Round: 3-0 /

#	PLAYER	AVG	GP-GS	AB	R	H	2B	3B	HR	RBI	TB	SLG%	BB	HP	SO	GDP	OB%	SF	SH	SB-ATT
29	DAVILA CALVO Wisto	1.000	2-0	1	0	1	1	0	0	2	2	2.000	1	0	0	0	1.000	0	0	0-0
44	BENARD BURK Isaac	.556	3-2	9	3	5	2	0	0	6	7	.778	3	0	0	0	.667	0	0	0-0
8	MARIN RODRIGUEZ Iv	.429	3-2	7	2	3	1	0	0	1	4	.571	1	0	3	0	.500	0	0	0-0
38	VASQUEZ COLMENARES	.400	3-3	10	4	4	1	0	0	1	5	.500	3	0	2	0	.538	0	0	0-0
13	REYES MENDEZ Elmer	.333	3-2	6	3	2	0	0	1	2	5	.833	1	2	3	0	.556	0	0	0-0
99	MONTES INCER Juan	.333	3-2	6	3	2	0	0	0	0	2	.333	5	0	2	0	.636	0	0	2-3
9	BERMUDEZ SEQUEIRA	.286	3-2	7	4	2	0	0	0	0	2	.286	0	1	0	0	.375	0	0	1-1
19	VALLE MIRANDA Norl	.286	3-2	7	2	2	0	0	0	2	2	.286	2	0	0	0	.444	0	0	0-0
28	MIRANDA CANALES El	.222	2-2	9	2	2	0	0	1	2	5	.556	1	0	2	0	.300	0	0	0-0
27	NOVOA ARANA Melvin	.125	3-3	8	2	1	1	0	0	2	2	.250	3	0	0	0	.333	1	0	0-0
1	ALEGRIA NORORI Ben	.125	3-2	8	1	1	0	0	0	0	1	.125	1	0	0	1	.222	0	0	0-0
24	CUTHBERT CARLSON C	.100	3-3	10	2	1	0	0	0	2	1	.100	2	0	2	0	.214	2	0	0-0
3	BRITTON WILSON Dwi	.000	2-2	7	0	0	0	0	0	0	0	.000	0	0	0	1	.000	0	0	0-0
Totals		.274		95	28	26	6	0	2	20	38	.400	23	3	14	2	.419	3	0	3-4
Opponents		.088		80	0	7	1	0	0	0	8	.1	2	0	41	1	.110	0	0	1-1

(All Games, Sorted by Earned Run Avg)

#	PLAYER	ERA	W-L	SV	IP	G	GS	CG	SHO	H	R	ER	BB	SO	2B	3B	HR	AB	B/Avg	WP	HP	BK	IBB	SHA	SFA
36	Medrano Obando Ron	0.00	1-0	0	6.0	1	1	0	0	1	0	0	0	13	0	0	0	19	.053	0	0	0	0	0	0
72	CRAWFORD WILLIAMS	0.00	1-0	0	5.0	1	1	0	0	2	0	0	0	6	0	0	0	17	.118	0	0	0	0	0	0
37	TELLER DE LEON Car	0.00	0-0	0	1.1	1	0	0	0	1	0	0	0	3	0	0	0	4	.250	0	0	0	0	0	0
55	RAUDES MEZA Roniel	0.00	0-0	0	1.1	1	0	0	0	0	0	0	0	2	0	0	0	4	.000	0	0	0	0	0	0
34	GADEA ORTEGA Kevin	0.00	1-0	0	5.0	1	1	0	0	1	0	0	1	8	1	0	0	15	.067	0	0	0	0	0	0
79	ACUNA SALMERON Joa	0.00	0-0	0	1.1	2	0	0	0	0	0	0	0	3	0	0	0	4	.000	0	0	0	0	0	0
12	TELLEZ VANEGAS Jun	0.00	0-0	0	1.0	1	0	0	0	1	0	0	0	1	1	0	0	4	.250	0	0	0	0	0	0
41	GUTIERREZ HERNANDE	0.00	0-0	0	1.0	1	0	0	0	1	0	0	0	0	0	0	0	4	.250	0	0	0	0	0	0
62	HEBBERT ROBINSON D	0.00	0-0	0	2.0	1	0	0	0	0	0	0	0	2	0	0	0	6	.000	0	0	0	0	0	0
82	BENNETT COOPER Gof	0.00	0-0	0	1.0	1	0	0	0	0	0	0	0	3	0	0	0	3	.000	0	0	0	0	0	0
Totals		0.00	3-0	0	25.0	3	3	0	0	7	0	0	2	41	1	0	0	80	.088	0	0	0	0	0	0
Opponents		5.48	0-3	0	23.0	3	3	0	0	26	28	14	23	14	6	0	2	95	.274	7	3	2	0	0	3

#	PLAYER	C	PO	A	E	DP	FLD%	CSB	SBA	SBA%	CI	PB
27	NOVOA ARANA Melvin	36	36	0	0	0	1.000	0	1	1.000	0	0
38	VASQUEZ COLMENARES	10	10	0	0	1	1.000	0	0	0	0	0
28	MIRANDA CANALES El	10	9	1	0	0	1.000	0	0	0	0	0
8	MARIN RODRIGUEZ Iv	7	2	5	0	1	1.000	0	0	0	0	0
29	DAVILA CALVO Wisto	6	6	0	0	0	1.000	0	0	0	0	0
24	CUTHBERT CARLSON C	6	3	3	0	0	1.000	0	0	0	0	0
13	REYES MENDEZ Elmer	5	0	5	0	1	1.000	0	0	0	0	0
99	MONTES INCER Juan	3	3	0	0	0	1.000	0	0	0	0	0
1	ALEGRIA NORORI Ben	2	0	2	0	0	1.000	0	0	0	0	0
44	BENARD BURK Isaac	2	2	0	0	0	1.000	0	0	0	0	0
19	VALLE MIRANDA Norl	2	2	0	0	0	1.000	0	0	0	0	0
3	BRITTON WILSON Dwi	1	1	0	0	0	1.000	0	0	0	0	0
37	TELLER DE LEON Car	1	0	1	0	0	1.000	0	0	0	0	0
12	TELLEZ VANEGAS Jun	1	0	1	0	0	1.000	0	0	0	0	0
62	HEBBERT ROBINSON D	1	0	1	0	0	1.000	0	0	0	0	0
72	CRAWFORD WILLIAMS	3	1	1	1	0	.667	0	0	0	0	0
Totals		96	75	20	1	1	.990	0	1	1.000	0	0
Opponents		112	69	31	12	3	.893	1	3	.750	0	2



## ESTADÍSTICAS DE EQUIPO - TEAM'S STATS

(INCLUYENDO JUEGOS DEL 1 AL 8 - INCLUDING GAMES 1-8)



# TEAM WBSC



Overall Statistics for Team WBSC (as of Feb 09, 2023)  
 (All Games, Sorted by Batting Avg)

Record: Tournament: 1-2 / Opening Round: 1-2 /

#	PLAYER	AVG	GP-GS	AB	R	H	2B	3B	HR	RBI	TB	SLG%	BB	HP	SO	GDP	OB%	SF	SH	SB-ATT
34	Marte Duarte Sean	.385	3-3	13	2	5	2	1	0	1	9	.692	0	0	4	0	.385	0	0	0-0
25	Lemus Pena Marco T	.333	3-3	12	1	4	1	0	0	4	5	.417	0	0	4	0	.308	1	0	0-0
6	VIZCAINO CHINCHILL	.250	3-3	8	2	2	0	0	0	0	2	.250	5	1	0	0	.571	0	0	0-1
98	MAYO MORALES Paolo	.200	3-3	10	0	2	0	0	0	2	2	.200	2	0	3	0	.333	0	0	0-0
12	Gonzalez Negreros	.083	3-3	12	0	1	0	0	0	1	1	.83	0	0	1	0	.083	0	0	0-0
76	Esquivel Rosales D	.083	3-3	12	0	1	0	0	0	0	1	.83	1	1	3	0	.214	0	0	0-0
4	MOLINA LOPEZ Danie	.000	1-0	0	0	0	0	0	0	0	0	.000	1	0	0	0	1.000	0	0	0-0
23	HERNANDEZ SILIEZAR	.000	2-2	4	0	0	0	0	0	0	0	.000	1	1	3	0	.333	0	0	0-0
18	Lopez Zepeda Juan	.000	3-3	10	1	0	0	0	0	0	0	.000	0	2	7	0	.167	0	0	0-0
19	Samayoa Morataya L	.000	3-3	9	2	0	0	0	0	0	0	.000	2	2	2	0	.308	0	0	0-1
92	Diaz Molina Jose a	.000	3-1	6	0	0	0	0	0	0	0	.000	0	0	2	0	.000	0	0	0-0
Totals		.156		96	8	15	3	1	0	8	20	.208	12	7	29	0	.293	1	0	0-2
Opponents		.278		97	17	27	2	1	1	16	34	.351	10	7	16	3	.379	2	3	3-3

(All Games, Sorted by Earned Run Avg)

#	PLAYER	ERA	W-L	SV	IP	G	GS	CG	SHO	H	R	ER	BB	SO	2B	3B	HR	AB	B/Avg	WP	HP	BK	IBB	SHA	SFA
9	MARTINEZ POLANCO D	0.00	0-0	0	1.1	1	0	0	0	3	0	0	1	0	1	0	0	7	.429	0	0	0	0	0	0
41	Suncar Ramirez Die	0.00	0-0	0	0.2	1	0	0	0	0	0	0	0	0	0	0	0	1	.000	0	0	0	0	0	0
63	Amezquita Castella	0.00	1-0	0	8.0	1	1	0	0	8	2	0	3	6	0	0	0	32	.250	0	0	0	1	1	0
20	Rojas Guirola Eric	0.00	0-0	0	1.2	1	0	0	0	2	0	0	1	0	1	0	0	5	.400	0	0	0	0	0	0
99	GARCIA JIMENEZ Osc	2.45	0-1	0	7.1	1	1	0	0	4	2	2	2	6	0	0	0	24	.167	0	1	0	0	0	0
35	POLANCO DUARTE Car	9.00	0-0	0	2.0	1	0	0	0	2	2	2	2	0	0	1	0	7	.286	1	1	1	0	0	1
15	Ortiz Gomez Byron	13.50	0-0	0	0.2	1	0	0	0	1	1	1	0	0	0	0	0	2	.500	0	1	0	0	0	1
87	Martinez Polanco C	18.00	0-0	1	1.0	2	0	0	0	0	2	2	1	0	0	0	0	2	.000	0	1	0	0	1	0
43	AMADO TORTOLA Dieg	18.90	0-1	0	3.1	1	1	0	0	7	8	7	0	4	0	0	1	17	.412	0	3	0	0	1	0
Totals		4.85	1-2	1	26.0	3	3	0	0	27	17	14	10	16	2	1	1	97	.278	1	7	1	1	3	2
Opponents		1.67	2-1	0	27.0	3	3	0	0	15	8	5	12	29	3	1	0	96	.156	0	7	0	0	0	1

(All Games, Sorted by Fielding Pct)

#	PLAYER	C	PO	A	E	DP	FLD%	CSB	SBA	SBA%	CI	PB
25	Lemus Pena Marco T	27	26	1	0	3	1.000	0	0	0	0	0
6	VIZCAINO CHINCHILL	21	18	3	0	0	1.000	0	3	1.000	0	2
98	MAYO MORALES Paolo	6	6	0	0	0	1.000	0	0	0	0	0
12	Gonzalez Negreros	4	4	0	0	0	1.000	0	0	0	0	0
76	Esquivel Rosales D	3	3	0	0	0	1.000	0	0	0	0	0
43	AMADO TORTOLA Dieg	2	1	1	0	0	1.000	0	0	0	0	0
99	GARCIA JIMENEZ Osc	2	0	2	0	1	1.000	0	0	0	0	0
63	Amezquita Castella	2	0	2	0	0	1.000	0	0	0	0	0
87	Martinez Polanco C	1	0	1	0	0	1.000	0	0	0	0	0
18	Lopez Zepeda Juan	21	13	7	1	1	.952	0	0	0	0	0
19	Samayoa Morataya L	20	6	13	1	3	.950	0	0	0	0	0
34	Marte Duarte Sean	7	1	5	1	0	.857	0	0	0	0	0
Totals		116	78	35	3	3	.974	0	3	1.000	0	2
Opponents		114	81	28	5	0	.956	2	0	.000	0	0

## RESUMEN DE LIDERES BATEO - PITCHEO BATTING - PITCHING LEADERS SUMMARY (INCLUYENDO JUEGOS DEL 1 AL 8 - INCLUDING GAMES 1-8)

### MEJORES BATEADORES – BATTING LEADERS

PLAYER	AVG	GP-GS	PA	AB	R	H	2B	3B	HRRBI	TB	SLG	BB	HP	SO	GDP	OBP	SF	SB	CS	SH	SB-ATT
BENARD BURK Isaac Ma NCA	.556	3-2	12	9	3	5	2	0	0	6	7	.778	3	0	0	.667	0	0	0	0	0-0
Padilla Padilla Lomb HON	.462	3-3	13	13	1	6	0	0	1	6	9	.692	0	0	3	.462	0	0	1	0	0-1
VASQUEZ COLMENARES W NCA	.400	3-3	13	10	4	4	1	0	0	1	5	.500	3	0	2	.538	0	0	0	0	0-0
Marte Duarte Sean Ca GUA	.385	3-3	13	13	2	5	2	1	0	1	9	.692	0	0	4	.385	0	0	0	0	0-0
ASCANIO MENDEZ Manue CRC	.364	4-4	14	11	0	4	1	0	0	2	5	.455	2	1	2	1.500	0	1	1	0	1-2
Deras Iraheta Melvin ESA	.364	3-3	12	11	0	4	1	0	0	0	5	.455	1	0	0	.417	0	0	0	0	0-0
REYES LICONA Kevin J HON	.364	3-3	12	11	3	4	0	0	0	1	4	.364	1	0	0	.417	0	0	0	0	0-0
MORA ARRIETA Manriqu CRC	.357	4-4	15	14	3	5	0	0	0	1	5	.357	1	0	2	.400	0	0	1	0	0-1
Lemus Pena Marco Tul GUA	.333	3-3	13	12	1	4	1	0	0	4	5	.417	0	0	4	.308	1	0	0	0	0-0
MONTES INCER Juan Di NCA	.333	3-2	11	6	3	2	0	0	0	0	2	.333	5	0	2	.636	0	2	1	0	2-3
REYES MENDEZ Elmer S NCA	.333	3-2	9	6	3	2	0	0	1	2	5	.833	1	2	3	.556	0	0	0	0	0-0
Cockborn Escobar May HON	.300	3-3	15	10	5	3	0	1	0	0	5	.500	2	3	5	.533	0	1	0	0	1-1
VALLE MIRANDA Norlan NCA	.286	3-2	9	7	2	2	0	0	0	2	2	.286	2	0	0	.444	0	0	0	0	0-0
Velasco Lopez Mario ESA	.273	3-3	13	11	1	3	0	0	0	0	3	.273	1	0	1	.333	0	0	0	1	0-0
Bernardez Aguirre Jo HON	.250	3-3	12	12	2	3	0	0	1	2	6	.500	0	0	2	.250	0	0	0	0	0-0
VIZCAINO CHINCHILLA GUA	.250	3-3	14	8	2	2	0	0	0	0	2	.250	5	1	0	.571	0	0	1	0	0-1
MONGE RUIZ Yader CRC	.231	4-4	14	13	0	3	0	0	0	1	3	.231	0	0	1	.214	1	1	0	0	1-1
Francis Ramon SOTO CRC	.222	4-3	12	9	0	2	0	0	0	3	2	.222	2	0	4	1.333	1	0	0	0	0-0
MIRANDA CANALES Elia NCA	.222	2-2	10	9	2	2	0	0	1	2	5	.556	1	0	2	.300	0	0	0	0	0-0
Zavala Nunez Jorge A HON	.222	3-3	12	9	0	2	1	0	0	1	3	.333	3	0	2	.417	0	0	0	0	0-0
MAYO MORALES Paolo N GUA	.200	3-3	12	10	0	2	0	0	0	2	2	.200	2	0	3	.333	0	0	0	0	0-0

### MEJORES LANZADORES – PITCHING LEADERS

PLAYER	T	ERA	W-L	APP	GS	CG	SHO	SV	IP	H	R	ER	BB	SO	2B	3B	HR	AB	B/Avg	WP	HBP	BK
Giron Balladarez Jua HON	R	0.00	1-0	1	1	0	0	0	8.0	4	1	0	2	6	0	0	0	27	.148	0	1	1
Amezquita Castellano GUA	R	0.00	1-0	1	1	0	0	0	8.0	8	2	0	3	6	0	0	0	32	.250	0	0	0
Martínez Orellana He ESA	R	0.00	0-0	2	1	0	0	0	7.0	3	2	0	3	9	0	1	0	23	.130	0	2	0
Medrano Obando Ronal NCA	R	0.00	1-0	1	1	0	0	0	6.0	1	0	0	0	13	0	0	0	19	.053	0	0	0
CRAWFORD WILLIAMS Le NCA	L	0.00	1-0	1	1	0	0	0	5.0	2	0	0	0	6	0	0	0	17	.118	0	0	0
GADEA ORTEGA Kevin J NCA	R	0.00	1-0	1	1	0	0	0	5.0	1	0	0	1	8	1	0	0	15	.067	0	0	0
MONTANO MEJIA Miguel CRC	R	1.13	1-0	1	1	0	0	0	8.0	2	2	1	0	3	0	0	0	27	.074	0	3	0
Barquero Jackson Pab CRC	R	1.29	1-0	1	1	0	0	0	7.0	2	1	1	5	6	0	0	0	21	.095	5	1	0
Alfaro Nolasco Nelso ESA	L	1.69	0-1	1	1	0	0	0	5.1	4	2	1	2	5	0	0	0	19	.211	0	0	0
Rodriguez Archila Da HON	L	1.80	1-0	1	1	0	0	0	5.0	4	1	1	4	8	1	0	0	18	.222	0	0	0
GARCIA JIMENEZ Oscar GUA	R	2.45	0-1	1	1	0	0	0	7.1	4	2	2	2	6	0	0	0	24	.167	0	1	0
Amaya Mendez Marco A HON	R	2.70	0-0	1	0	0	0	0	3.1	3	1	1	3	3	1	0	0	11	.273	0	0	0
Bautista Villatoro J ESA	L	3.00	0-1	1	0	0	0	0	3.0	2	1	1	2	3	0	0	0	10	.200	0	2	0
Parker Hernandez Mar ESA	R	3.38	0-0	1	0	0	0	0	2.2	2	1	1	1	3	1	0	0	8	.250	0	0	0
Jimenez Ferman David ESA	R	4.50	0-1	1	1	0	0	0	4.0	3	3	2	3	1	1	0	0	15	.200	1	1	0
ESCOTO LOPEZ Taylor CRC	R	4.76	0-0	1	0	0	0	0	5.2	6	3	3	0	2	0	0	1	21	.286	0	0	1
García Sanchez David HON	L	5.79	0-1	1	1	0	0	0	4.2	5	6	3	7	2	0	0	1	19	.263	0	1	2
Ramirez Hernandez Pa CRC	R	5.79	0-1	1	1	0	0	0	4.2	7	8	3	5	4	1	0	0	22	.318	2	0	0

## ABBREVIATIONS – ABREVIATURAS (IN ALPHABETICAL ORDER – EN ORDEN ALFABÉTICO)

OFENSIVA – HITTING			PITCHEO – PITCHING		
<b>2B</b>	Doubles	Dobles	<b>2B</b>	Doubles allowed	Dobles permitidos
<b>3B</b>	Triples	Triples	<b>3B</b>	Triples allowed	Triples permitidos
<b>AB</b>	At bats	Veces al bate	<b>AB</b>	At bats	Veces al bate
<b>AVG</b>	Batting average	Average de bateo	<b>B/Avg</b>	Opponent batting average	Average de bateo de los oponentes
<b>BB</b>	Base on balls	Base por bolas	<b>BK</b>	Balk	Balk
<b>GDP</b>	Grounded into double plays	Batazo para Doble Play	<b>BB</b>	Base on balls allowed	Bases por bolas concedidas
<b>G</b>	Games played	Juegos jugados	<b>CG</b>	Complete games	Juegos completo
<b>H</b>	Hits	Hits conectados	<b>ER</b>	Earned runs allowed	Carreras limpias permitidas
<b>HP</b>	Hit by pitch	Golpeado por el lanzador	<b>ERA</b>	Earned run average	Promedio de efectividad
<b>HR</b>	Homeruns	Cuadrangulares	<b>IBB</b>	Intentional base on balls allowed	Bases por bolas intencionales
<b>IBB</b>	Intentional base on balls	Base por bolas intencional	<b>GP</b>	Games pitched	Juegos lanzados
<b>OB%</b>	On base percentage	Promedio de embasado	<b>GS</b>	Games started	Juegos Iniciados
<b>R</b>	Runs scored	Carreras anotadas	<b>H</b>	Hits allowed	Hits permitidos
<b>RBI</b>	Runs batted in	Carreras impulsadas	<b>HP</b>	Hit by pitch	Golpeados por el lanzamiento
<b>SB / ATT</b>	Stolen bases / SB attempts	Baes Robadas / Intentos de robo	<b>HR</b>	Home runs allowed	Cuadrangulares permitidos
<b>SF</b>	Sacrifice flies	Sacrificio Fly	<b>IP</b>	Innings played	Entradas lanzadas
<b>SH</b>	Sacrifice hits	Toque de sacrificio	<b>R</b>	Runs allowed	Carreras permitidas
<b>SLG%</b>	Slugging percentage	Average de slugging	<b>SO</b>	Strikeouts	Ponches propinados
<b>SO</b>	Strikeouts	Ponches	<b>SFA</b>	Sacrifice flies allowed	Sacrificios fly permitidos
<b>TB</b>	Total bases	Total de bases alcanzadas por hit	<b>SHA</b>	Sacrifice hits allowed	Toques de sacrificio permitidos
			<b>SHO</b>	Shutouts / Combination shutouts	Blanqueos / Blanqueos combinados
			<b>SV</b>	Saves	Juegos salvados
			<b>W-L</b>	Wins/Losses	Juegos ganados/Perdidos
			<b>WP</b>	Wild pitches	Wild pitches

### DEFENSA – FIELDING

<b>A</b>	Assists	Asistencias
<b>C</b>	Chances	Total de lances
<b>CI</b>	Catcher's interference	Interferencia del receptor
<b>CSB</b>	Caught stealing (by pitcher and catcher)	Atrapado robando (del lanzador y del receptor)
<b>DP</b>	Double plays participated in	Participaciones en doble play
<b>E</b>	Errors	Errores
<b>FLD%</b>	Fielding percentage	Promedio de defensa
<b>PB</b>	Passed balls (catcher)	Passed ball (receptor)
<b>PO</b>	Putouts	Outs (Eliminaciones)
<b>SBA</b>	Stolen bases allowed (pitcher and catcher)	Robos permitidos (lanzador y receptor)
<b>SBA%</b>	Stolen bases against percentage (pitcher and catcher)	Promedio de robos permitidos (lanzador y receptor)