



*West Asia Baseball Cup*  
*IRAN\_2025*  
**XVI**

**FINAL**  
**21 May 2025**  
**DAILY REPORT**



FINAL TEAMS' RANKING

1



PALESTINE

2



PAKISTAN

3



IRAN

4



INDIA

5



SRI LANKA

6



BANGLADESH

7



AFGHANISTAN



## ALL STAR TEAM



(Based on games until the day before gold medal game )

### STARTING PITCHER

**POWRES David**

**PLE**



### RELIEF PITCHER

**SHAH Syed Muhib**

**PAK**



### CATCHER

**AHMADZAI Aziz Khan**

**AFG**



### FIRST BASEMAN

**YASIN Rumsey K. A.**

**PLE**



### SECOND BASEMAN

**HALEEM Yunis S. R.**

**PLE**



### THIRD BASEMAN

**AHMAD Dylan**

**PLE**



### SHORTSTOP

**PAWAR Divyansh**

**IND**



### OUTFIELDERS

**AMMAR Hasan**

**PLE**



**ARCHIN Mohammadhossein**

**IRI**



**RASSIZAD Amir**

**IRI**



### DESIGNATED HITTER

**REHAN Muhammad**

**PAK**





## INDIVIDUAL AWARDS



(Based on games until the day before gold medal game )

### LEADING HITTER

**AHMED MD.Shahid (.667 AVG.)**

**BAN**



### PITCHER BEST ERA

**POWRES David (0.00 ERA, 9.0 IP)**

**PLE**



### PITCHER BEST WIN-LOSS AVG

**SASIKA DULSHAN Jayasinha A D  
(2W-0L, 9.1 IP)**

**SRI**



### MOST RUNS BATTED IN

**AHMAD Dylan (8 RBI, 16 AB)**

**PLE**



### MOST HOME RUNS

**SUBOH Tariq E. M. (2 HR)**

**PLE**



### MOST STOLEN BASES

**HUSSAIN Hussain (8 SB)**

**PAK**



### MOST RUNS SCORED

**LAFI Syam (8 RUNS)**

**PLE**



### BEST DEFENSIVE PLAYER

**HUSSAIN Muhammad**

**PAK**



### MOST VALUABLE PLAYER

**POWRES David**

**PLE**



## ROSTER



### AFGHANISTAN

AFG

#	LAST NAMES	NAMES	POS	DOB	B	T	WT	HT
1	ZOHAN	Ehsanullah	3B	2001-03-15	R	R	63	177
3	ABDUL	Abdul Ghafoor	1B	1992-09-11	R	R	81	178
5	OSMAN	Shinwari	P	1999-04-24	L	L	75	168
7	SHINWARI	Sadiqullah	3B	1999-03-21	R	R	65	174
8	HABIBI	Ahmadullah	LF	2007-02-02	R	R	65	175
9	SHINWARI	Salman	2B	2004-06-23	R	R	59	170
10	SHINWARI	Dilawar	RF	1998-01-25	R	R	82	182
12	SHINWARI	Najmulislam	CF	2001-06-27	R	R	74	175
17	SHINWARI	Mohammad Asif	SS	2005-03-15	R	R	63	175
18	SHINWARI	Habibullah	1B	2002-09-01	R	R	86	181
19	AHMADZAI	Tariq	P	2006-08-06	R	R	74	170
20	SHINWARI	Kiramat	SS	1999-08-11	R	R	60	177
21	DURANI	Kashif Ahmad	RF	2005-01-31	R	R	60	170
29	ZAZAI	Amir Khan	LF	2001-07-27	L	L	79	175
30	AHMADZAI	Dost Mohammad	2B	2000-09-29	R	R	65	175
45	ZALAND	Usman Ghani	CF	2002-01-24	R	R	82	188
55	AHMADZAI	Aziz Khan	C	1999-05-13	R	R	75	180
56	KAKAR	Sirajuddin	P	2002-11-27	L	L	68	180
79	ATAL	Allah Mohammad	C	1999-03-21	R	R	85	173
81	MOMAND	Matiullah	P	1993-04-24	L	L	80	181
	HAMDARD	Said Rahman	Coach					
	ULLAH	Zahid	Coach					

## ROSTER



### BANGLADESH

BAN

#	LAST NAMES	NAMES	POS	DOB	B	T	WT	HT
08	CHOWDHURY	Md.Abdus Salam	P, CF	1997-04-05	R	L		
11	MD	Mosabberul	P, 3B	1993-10-25	R	R		
16	ISLAM	MD Mominul	3B	1993-01-10	R	R		
17	KHAN	MD.Imran	1B	1996-08-17	R	R		
18	FAIZAN	MD Ehsanul Haque	P, SS	1997-10-05	R	R		
22	AHMMED	MD.Shahid	P, C	1997-06-26	R	R		
27	SINGHA	Dibakar	2B, 3B	1999-11-24	R	R		
30	MD	Ripan	P, 3B, LF	1997-03-15	R	R		
5	HAQUE	Md Jony	2B, 3B, RF	1997-12-27	R	R		
66	HOSSAN	Azgar	P, SS	1996-04-18	R	R		
75	KADIR	Abdul	1B, RF	1993-01-20	R	R		
86	MAULA	MD.Golam	CF, RF	1997-07-05	R	R		
	CHOU DHURY	Rafique Miah	Coach					
	Khan	Azam Ali	Coach					
50	WATANABE	Hiroki	Coach					
	KARIM	Kazi Md Fazlul	Delegation Leader					

## ROSTER



**INDIA**

**IND**

#	LAST NAMES	NAMES	POS	DOB	B	T	WT	HT
1	YADAV	Vivek	3B	2002-03-21	R	R	82	182
2	MISHRA	Samarth	C	1998-06-14	R	R	64	165
3	PAWAR	Divyansh	SS	2002-03-15	R	L	55	164
4	KUMAR	Narender	1B, 2B	1994-09-02	R	R	92	185
5	SINGH	Chamkaur	LF	1996-08-01	R	R	75	172
6		Vishal	P	2005-01-26	R	R	70	175
7	MOHAMMED	Khadhar	2B	1996-09-02	R	R	83	172
8	MORE	Akshay Balasaheb	P	2003-12-04	R	R	82	193
11	SINGH	Sunder Singh	1B	1995-05-25	R	R	85	180
12	GUTHI	Shiva Kumar	C	2004-06-25	R	R	70	162
17	GAIKWAD	Saurabh Mahadev	P	2002-04-29	R	R	86	182
18	BITTASANDRA MAHANTHESHAIAH	Vinay Kumar	2B, 3B	1997-07-03	R	R	74	170
19	KACHRE	Santosh Balu	C	2002-10-11	R	R	53	165
20	ALI	Shahbaz	C, CF	1998-06-14	R	R	65	162
21	MADDULURI	Kondala Rao	3B, SS	1988-06-15	R	R	70	162
22	ARAYANTE PURAKKAL	Muhammed Fazil	C, 1B	1990-10-26	R	R	80	180
44	THAKUR	Ishan	P	2004-04-21	L	L	71	182
62	PALLICHINTE PURAKKAL	Muhammed Burhan	P, OF	2000-04-16	R	R	76	185
80		Rajnish	LF	1998-04-20	R	R	80	185
77	SIDDAMURTHY	Mallikarjunreddy	Coach					
44	NAVANEETHA KRISHNAN KASTHURI	Rajeshkumar	Coach					
66	ARVIND KUMAR	Arvind Kumar	Manager					
	KUMAR	Harish	Delegation Leader					

## ROSTER



**IRAN**

**IRI**

#	LAST NAMES	NAMES	POS	DOB	B	T	WT	HT
2	KHIABANI	Hamed	3B, SS	1989-01-21	R	R	83	180
6	TABRIZI AMJAD	Abolfazl	P	1980-03-11	R	R		
8	SAJADPOUR	Mehran	C, SS	1997-11-29	R	R	79	180
9	VAEZZADEH	Mojtaba	3B	1997-03-28	R	R	79	178
12	NAKHJAVAN POUR TALEBI	Abtin	P, 1B, OF	1989-09-16	R	R	87	181
13	SHOKATSADRI	Pejman	P, 3B, SS	1981-08-15	R	R	85	180
14	ZAHIRI POUR	Ali	2B, SS	1993-11-02	R	R	68	168
20	FARAHBAKHS KARIMABADI	Esmail	P	1992-06-03	R	R	78	186
22	ARCHIN	Mohammadhossein	P	1996-10-27	R	R	83	189
25	BATENI	Saeid	C	1980-01-18	R	R	82	175
27	FARAHIBOZORG	Seyedjalal	SS	1999-11-07	R	R	77	175
29	MOSHREF JAVADI	Sepehr	P	1992-09-20	R	R	105	194
35	RASSIZAD	Amir	OF	1990-06-29	R	R	88	184
40	GOUDARZI	Mohammad	1B	1983-03-08	R	R	100	192
44	RASOULPOUR	Arman	P	1999-04-12	R	R	82	180
45	BAJVAND	Amir	P	1991-05-13	R	R		
48	RAMAZANZADEH	Ahmad	C	1991-12-09	R	R	80	177
50	ZAKERIN POUR	Shahin	P	1980-09-22	L	L	100	192
62	PASHAEI MEHR	Majid	C, OF	1985-12-24	R	R	83	174
64	SAFDARI	Mohammad Hossein	P	1985-09-15	R	R	86	184
69	CHAHBEJARI	Kaveh	P	1989-12-06	R	R	92	180
72	MOHAMMADI	Hamid	P	1991-08-18	R	R	78	186
85	MOAZENI	Iman	CF	1985-03-21	R	R	80	178
88	SHABANI	Mohammadreza	P	1994-03-15	R	R	85	179
	AHMADI RASTEH KENARI	Ramin	Coach					
7	RANA	Kayvan	Coach					
	SHOKAT SADRI	Payam	Coach					
11	D'AURIA	Andrea	Manager					
	AMIR BAKHTIARI	Laghab	Delegation Leader					
	MANSOURIAN	Houman	NF President					

## ROSTER



### PAKISTAN

PAK

#	LAST NAMES	NAMES	POS	DOB	B	T	WT	HT
3	AKHTAR	Saeed	IF, OF	2005-03-20	R	R		
5	ABBAS	Aashir	C	2006-04-06	R	R	73	170
8	TARIQ	Muhamad		2005-03-10				
9	ULLAH	Ikram	IF, OF	2003-03-09	L	L	70	168
10	REHAM	Muhamad		2006-02-05				
11	FAROOQ	Muhammad Umar	IF	1995-04-01	R	R		
12	SHAH	Syed Muhib	P	2006-04-13	R	R	70	180
13	ULLAH	Abid	SS, IF	1997-04-15	R	R		
14	ZOHAIB	Muhammad	P	1992-04-18	L	L	80	180
15	KHAN	Ishtiaq	C	1999-03-20	R	R		
16	-	Abdulraziq		2006-10-22				
17	NA	Wahid	3B	2005-02-15	R	R		
23	SHAH	Hussain Imam	P, LF	2004-11-30	R	R		
24	BHATTI	Umair Imdad	C	1987-03-03	R	R	85	180
25	ZULFIQAR	Numaan	RF	1996-06-03	R	R		
33	HUSSAIN	Hussain	SS	1997-12-05	R	R	75	178
35	AHMAD	Atif	P	2001-04-17	R	R	90	185
45	ZAIN	Mohammad	P	2001-03-12	R	R	80	183
48	HUSSAIN	Muhammad	2B	2002-03-11	R	R		
77	HARIS	Muhammad	P	2000-03-30	R	R	90	191
99	AKRAM	Wasim	CF	1994-04-28	R	R	79	180
	JABBAR	Rao Muhannad Asif	Coach					
	MAHMOOD	Tahir	Coach					
	SHAH	Syed Akhtar Hussain	Coach					
	SHAH	Syed Fakhar Ali	Manager					

## ROSTER



### PALESTINE

PLE

#	LAST NAMES	NAMES	POS	DOB	B	T	WT	HT
1	AHMAD	Dylan	1B, 3B	2000-10-06	R	R	91	186
4	ABBASI	Yousef	OF	2004-12-23	R	R	75	175
6	SUBOH	Tariq E. M.	C	1992-05-27	R	R	97	183
7	HADDAD	Charles G. C.	OF	2002-07-10	R	R	91	188
10	KHOURY	Patrick	P, DH	2002-09-29	R	R	82	180
11	GHOULEH	Ahmad A. A.	P, OF	2003-07-11	R	R	73	175
53	MUSA	Adam M. I.	P, OF	2002-07-29	R	L	79	178
19	POWRES	David	P	1989-05-25	L	L	88	185
22	LAFI	Syam	IF	1996-08-22	R	R	84	180
24	SHALABI	Ibrahim H. I.	P, OF	1999-07-02	R	R	86	188
26	YASIN	Rumsey K. A.	1B	2002-12-26	R	R	95	188
29	ARIAS	Nicholas	DH, OF	1996-02-01	L	R	91	183
30	HALEEM	Yunis S. R.	P, UTL	1997-08-08	R	R	77	180
33	AMMAR	Hasan	OF	2004-12-05	R	R	82	180
36	BABA	Paul	P	2003-10-15	R	R	111	191
55	DOLAH	Abdel Raheem	OF	2000-06-14	R	R	82	183
77	SHUBLAQ	Omar	P, C	2000-09-16	R	R	79	178
88	JABER	Adnan J. A.	3B, DH	1988-05-27	R	R	91	183
8	GARCIA	Freddy	Coach					
31	GUILLEN	Oney	Coach					
13	GUILLEN	Oswaldo	Manager					
	GHOULEH	Abderrahman	Delegation Leader					
	YASIN	Keyap	Delegation Leader					

## ROSTER



### SRI LANKA





### SRI

#	LAST NAMES	NAMES	POS	DOB	B	T	WT	HT
1	INDRAJITH ERANGA	Bolpane Abeysinghe	P	2000-03-05	R	R	83	173
	DHARMARATHNA	Mudiyanselage						
4	GAYATHRA AMASARA	Weerawardana	C	2001-06-08	R	R	75	173
	WEERAWARDANA	Pathirannahalage						
6	SAMEERA SANDARUWAN	Withanage Don	P	1994-11-02	L	R	74	171
7	THUSHARA MADUSHANKA	Irugal Bandarage	LF	1989-08-09	R	R	65	167
	WICKRAMASINGHE							
8	CHINTHAKA INDUNIL	Walisadilige	C	1989-05-02	R	R	68	164
12	THILINA SAMEERA PERERA	Jayasinlage	RF	1990-12-17	R	R	69	166
14	DILSHAN MADUSHANKA	Adikari Athukoralalage	CF	1998-05-14	R	R	85	180
15	SASIKA DULSHAN	Jayasinha Arachchighe Don	P	1997-10-13	R	R	65	159
16	AMILA PUSHPA KUMARA	Galbokka Hewage	LF	1987-03-16	L	R	76	172
18	MALAKA PRIYADARSHANA	Kariyawasam Jalath Thantrige	3B	1991-09-21	R	R	68	167
19	DINESH NILANGA	Weerasinghe Pedige	3B	1987-03-09	R	R	70	167
	WEERASINGHE							
21	YASARUWAN KANCHANA	Kaluarachchige	P	1998-02-21	R	R	72	180
	BANDARA KALUARACHCHI	Waththegedara						
23	HASHAN DILEEP	Ranathunga	CF	2000-02-23	L	R	58	172
	SENEWIRATHNA	Arachchilage						
24	NAWEEN ANURADAHA	Kasthuri Mudali	1B	1988-07-24	L	L	85	182
31	HASIRU MALITH PERERA	Kankanige	RF	1997-06-11	R	R	75	185
54	SAJITH MADHUSHAN	Warnasooriya	P	1996-01-10	R	R	65	167
57	GAYAN THARINDU	Mawelle Kankanamge	1B	1994-04-19	R	R	78	175
	WIJESINGHE							
58	SANDEESHA CHANOD	Meegoda Kankanamge	P	2000-11-06	R	R	63	178
	MEEGODA							
64	ISURU DHANANJAYA	Ambagaha Gedara	P	2000-02-27	R	R	80	170
	GUNAPALA							
73	IRESH KOSALA	Piladuwa Maha Bogahawattage	2B	1986-04-17	R	R	75	171
79	LAKAL HIMSARA RANDENI	Randeni Arachchige	SS	2001-04-09	R	R	87	182
80	HEMANTHA	Pushpasiri	C	1988-02-28	R	L	66	164
99	RANJAN KUMARA	Gurusinghe Nirosha	2B	1989-05-30	R	R	56	167
44	MALLAWA ARACHCHIGE DON	Damith	Coach					
77	JAYALATH RATHNAYAKE	Praveen Manaram Abeykoon	Manager					



## OPEN ROUND

### STANDINGS

#### GROUP A








RK		TEAM	GP	W	L	AVG	GB
1		PALESTINE	3	3	0	1.000	0
2		INDIA	3	2	1	.667	1
3		SRI LANKA	3	1	2	.333	2
4		AFGHANISTAN	3	0	3	.000	3

#### GROUP B

RK		TEAM	GP	W	L	AVG	GB
1		PAKISTAN	2	2	0	1.000	0
2		IRAN	2	1	1	.500	1
3		BANGLADESH	2	0	2	.000	2

## OPENING ROUND

### SCHEDULE AND RESULTS

GROUP A		GROUP B	
	AFGHANISTAN		BANGLADESH
	INDIA		IRAN
	PALESTINE		PAKISTAN
	SRI LANKA		

#### THURSDAY MAY 15, 2025

	Hour	Stadium	Group	Visitor Team	Home Team	Score	Inn	
1	09:30	Karaj Complex	A	 INDIA	 PALESTINE	1:6		
2	14:00	Karaj Complex	B	 BANGLADESH	 IRAN	6:7		
	17:00	Karaj Complex	Opening Ceremony					

#### FRIDAY MAY 16, 2025

#	Hour	Stadium	Group	Visitor Team	Home Team	Score	Inn
3	09:00	Karaj Complex	A	 INDIA	 SRI LANKA	3:2	
4	12:00	Karaj Complex	A	 PALESTINE	 AFGHANISTAN	22:7	6
5	15:00	Karaj Complex	B	 PAKISTAN	 BANGLADESH	10:6	7

#### SATURDAY MAY 17, 2025

#	Hour	Stadium	Group	Visitor Team	Home Team	Score	Inn
6	10:00	Karaj Complex	B	 IRAN	 PAKISTAN	0:14	7
7	14:00	Karaj Complex	A	 AFGHANISTAN	 SRI LANKA	6:7	



#### SUNDAY MAY 18, 2025

#	Hour	Stadium	Group	Visitor Team	Home Team	Score	Inn
8	10:00	Karaj Complex	A	 AFGHANISTAN	 INDIA	4:12	
9	14:00	Karaj Complex	A	 SRI LANKA	 PALESTINE	5:11	

## SEMI-FINAL, PLACEMENT ROUND and FINAL

### STANDINGS

#### SEMI-FINAL








RK		TEAM	GP	W	L	AVG	GB
1		PALESTINE	3	3	0	1.000	0
2		PAKISTAN	3	2	1	.667	1
3		IRAN	3	1	2	.333	2
4		INDIA	3	0	3	.000	3

#### PLACEMENT ROUND

RK		TEAM	GP	W	L	AVG	GB
1		SRI LANKA	2	2	0	1.000	0
2		BANGLADESH	2	1	1	.500	1
3		AFGHANISTAN	2	0	2	.000	2

## SEMI-FINAL, PLACEMENT ROUND and FINAL

### SCHEDULE AND RESULTS

SEMI-FINAL		PLACEMENT ROUND	
 A1 PALESTINE		 A3 SRI LANKA	
 B1 PAKISTAN		 B3 BANGLADESH	
 A2 INDIA		 A4 AFGHANISTAN	
 B2 IRAN			







#### MONDAY MAY 19, 2025

#	Hour	Stadium	Group	Visitor Team	Home Team	Score	Inn
10	09:00	Karaj Complex	PR	 SRI LANKA	 BANGLADESH	18:0	5
11	14:00	Karaj Complex	SF	 IRAN	 PALESTINE	3:17	7

#### TUESDAY MAY 20, 2025

#	Hour	Stadium	Group	Visitor Team	Home Team	Score	Inn
12	09:00	Karaj Complex	PR	 BANGLADESH	 AFGHANISTAN	21:0	5
13	14:00	Karaj Complex	SF	 INDIA	 PAKISTAN	1:14	7

#### WEDNESDAY MAY 21, 2025

#	Hour	Stadium		Visitor Team	Home Team	Score	Inn
14	09:00	Karaj Complex	BRONZE 	 INDIA	 IRAN	3:6	
15	14:00	Karaj Complex	GOLD 	 PAKISTAN	 PALESTINE	4:5	10
Awards/Closing Ceremony							

## GAME SUMMARY - 1



### INDIA - PALESTINE



May 15, 2025 at Iran Baseball and Softball Association (Karaj Complex)

```
-----
India.....000 000 001    - 1  2  4
Palestine.....002 010 03(X)  - 6  8  3
-----
```

#### India 1

PLAYER	AB	R	H	BI	2B	3B	HR	BB	SB	CS	HP	SH	SF	SO	IBB	KL	GDP	PO	A	E
KACHRE Santosh Balu cf/c	4	0	0	0	0	0	0	0	2	0	0	0	0	1	0	0	0	8	0	1
ALI Shahbaz lf	4	0	0	0	0	0	0	0	0	0	0	0	0	2	0	1	0	0	0	0
PAWAR Divyansh ss	3	1	1	0	1	0	0	1	1	0	0	0	0	2	0	1	0	0	4	1
YADAV Vivek 3b	4	0	0	0	0	0	0	0	0	0	0	0	0	0	0	0	0	1	4	0
KUMAR NARENDER 2b/cf	4	0	0	0	0	0	0	0	0	0	0	0	0	3	0	1	0	3	1	0
MISHRA Samarth c	2	0	0	0	0	0	0	0	0	0	0	0	0	1	0	1	0	5	1	0
GAIKWAD Saurabh Maha p/2b	1	0	0	0	0	0	0	0	0	0	0	0	0	1	0	0	0	0	0	0
SINGH Sunder 1b	3	0	0	0	0	0	0	0	0	0	0	0	0	2	0	1	0	7	0	2
MORE Akshay Balasahe p/2b/p	3	0	0	0	0	0	0	0	0	0	0	0	0	3	0	1	0	0	2	0
LAL Vishal rf	3	0	1	0	0	0	0	0	0	0	0	0	0	0	0	0	0	0	0	0
Totals	31	1	2	0	1	0	0	1	3	0	0	0	0	15	0	6	0	24	12	4

#### Palestine 6

PLAYER	AB	R	H	BI	2B	3B	HR	BB	SB	CS	HP	SH	SF	SO	IBB	KL	GDP	PO	A	E
LAFI Syam ss	3	0	0	0	0	0	0	1	1	1	0	0	0	2	0	0	0	2	2	0
HALEEM Yunis 2b	3	1	1	0	0	0	0	1	1	0	0	0	0	2	0	1	0	1	4	1
HADDAD CHARLES rf/3b	3	2	1	1	0	0	0	1	1	0	0	0	0	2	0	1	0	0	1	1
SHALABI Ibrahim 3b	2	0	0	0	0	0	0	0	0	0	0	0	0	1	0	0	0	0	0	0
ABBASI YOUSEF pr/rf	1	1	0	0	0	0	0	0	3	0	0	1	0	1	0	0	0	0	0	0
SUBOH Tariq c	3	0	0	0	0	0	0	1	0	0	0	0	0	1	0	0	0	13	3	0
YASIN Rumsey 1b	4	1	3	1	0	0	0	0	0	0	0	0	0	0	0	0	0	8	0	0
SHUBLAQ OMAR 1b	0	0	0	0	0	0	0	0	0	0	0	0	0	0	0	0	0	2	0	1
AHMAD DYLAN dh	4	0	0	0	0	0	0	0	0	0	0	0	0	2	0	0	1	0	0	0
DOLAH Abdel raheem lf	3	0	0	0	0	0	0	0	0	0	0	0	0	2	0	1	0	0	0	0
MUSA Adam lf	1	0	1	1	0	1	0	0	0	0	0	0	0	0	0	0	0	0	0	0
AMMAR Hasan cf	4	1	2	0	0	0	0	2	0	0	0	0	0	1	0	0	0	1	0	0
POWRES DAVID p	0	0	0	0	0	0	0	0	0	0	0	0	0	0	0	0	0	0	2	0
Totals	31	6	8	3	0	1	0	4	8	1	0	1	0	14	0	3	1	27	12	3

India	IP	H	R	ER	BB	SO	WP	HP	BK	IBB	SH	SF	2B	3B	HR	AB	BF	FO	GO	NP
MORE Akshay Balasahe L,0-1	6.0	6	5	1	2	9	2	0	0	0	1	0	0	1	0	23	26	0	6	105
GAIKWAD Saurabh Maha	2.0	2	1	0	2	5	0	0	1	0	0	0	0	0	0	8	10	0	1	50

Palestine	IP	H	R	ER	BB	SO	WP	HP	BK	IBB	SH	SF	2B	3B	HR	AB	BF	FO	GO	NP
POWRES DAVID W,1-0	9.0	2	1	0	1	15	0	0	0	0	0	0	1	0	0	31	32	3	8	121

Umpires: HP- MOHAMMAD HOSSEIN SHAH MAHMOUDI (IRI), 1B- ALIREZA NASROLLAH ESFAHANI (IRI),  
 2B- FARSHAD KAZEMI (IRI), 3B- JAVAD RAZZAGHI (IRI), RF- MOSLEM HASSANI (IRI), LF- MOHSEN SAEEDI (IRI)  
 Scorers: Cindy CHAN (HKG), PEJMAN JAVDANI SALLEH (IRI), VAHID FAEZIAN (IRI)  
 TC: Jonathan Ma (USA), Petet Chen (TPE), Keyvan Safaeian (IRI)  
 Start: 9:37 Time: 2:46 Attendance: 220 Weather: Sunny - 27°C

## GAME SUMMARY - 2



### BANGLADESH - IRAN



May 15, 2025 at Iran Baseball and Softball Association (Karaj Complex)

```
-----
Bangladesh.....002 300 100 - 6 11 3
Iran.....100 130 011 - 7 13 5
-----
```

#### Bangladesh 6

PLAYER	AB	R	H	BI	2B	3B	HR	BB	SB	CS	HP	SH	SF	SO	IBB	KL	GDP	PO	A	E
KHAN MD.IMRAN 1b	4	2	3	0	0	0	0	1	1	0	0	0	0	1	0	0	0	5	0	0
HAQUE MD JONY 2b/cf	5	0	3	4	2	0	0	0	0	0	0	0	0	1	0	0	0	1	1	1
CHOWDHURY MD.ABDUS S cf/p	5	0	0	0	0	0	0	0	0	0	0	0	0	2	0	0	0	2	0	0
AHMED MD.SHAHID c	4	1	1	0	1	0	0	1	2	0	0	0	0	2	0	1	0	9	2	1
MD MOSABBERUL 3b	5	0	1	0	0	0	0	0	0	0	0	0	0	2	0	0	0	5	1	1
HOSSAN AZGAR ss	4	0	1	0	0	0	0	0	0	0	0	1	0	2	0	0	0	2	2	0
SINGHA DIBAKAR dh/2b	4	0	0	0	0	0	0	0	0	0	0	0	0	3	0	1	0	0	0	0
MAULA MD.GOLAM rf	3	1	0	0	0	0	0	0	0	0	1	0	0	1	0	0	0	1	0	0
MD RIPAN lf	4	2	2	0	0	0	0	0	0	0	0	0	0	0	0	0	0	0	0	0
FAIZAN MD EHSANUL HA p	0	0	0	0	0	0	0	0	0	0	0	0	0	0	0	0	0	1	0	0
Totals	38	6	11	4	3	0	0	2	3	0	1	1	0	14	0	2	0	26	6	3

#### Iran 7

PLAYER	AB	R	H	BI	2B	3B	HR	BB	SB	CS	HP	SH	SF	SO	IBB	KL	GDP	PO	A	E
FARAHIBOZORG Seyedja ss	4	1	0	0	0	0	0	1	1	0	1	0	0	1	0	1	0	0	1	1
MOAZENI Iman cf	5	0	1	0	0	0	0	0	0	1	0	0	0	2	0	0	0	2	0	0
PASHAEI MEHR Majid cf	0	0	0	0	0	0	0	0	0	0	1	0	0	0	0	0	0	0	0	0
RASSIZAD Amir rf	5	3	3	1	1	0	0	1	1	0	0	0	0	0	0	0	0	1	1	0
ARCHIN Mohammadhosse lf	5	0	3	2	1	0	0	1	1	0	0	0	0	0	0	0	0	1	0	1
GOUDARZI Mohammad 1b	5	1	2	1	1	0	0	0	1	0	0	0	0	0	0	0	0	6	1	0
SAJADPOUR Mehran 3b/2b	5	0	0	0	0	0	0	0	0	0	0	0	0	1	0	0	0	2	0	2
NAKHJAVAN POUR TALEB dh	5	0	1	1	0	0	0	0	1	0	0	0	0	2	0	0	0	0	2	1
BATENI Saeid c	3	1	2	1	0	0	1	1	0	0	0	0	0	1	0	1	0	9	1	0
RAMAZANZADEH Ahmad c	1	0	0	0	0	0	0	0	0	0	0	0	0	1	0	0	0	6	0	0
ZAHIRI POUR Ali 2b	2	0	0	0	0	0	0	0	0	0	0	0	0	2	0	0	0	0	2	0
KHIABANI Hamed ph	1	0	1	0	0	0	0	0	0	0	0	0	0	0	0	0	0	0	0	0
VAEZZADEH Mojtaba 3b	0	1	0	0	0	0	0	2	0	0	0	0	0	0	0	0	0	0	0	0
SHABANI Mohammadreza p	0	0	0	0	0	0	0	0	0	0	0	0	0	0	0	0	0	0	1	0
RASOULPOUR Arman p	0	0	0	0	0	0	0	0	0	0	0	0	0	0	0	0	0	0	0	0
Totals	41	7	13	6	3	0	1	6	5	1	2	0	0	10	0	2	0	27	9	5

Bangladesh	IP	H	R	ER	BB	SO	WP	HP	BK	IBB	SH	SF	2B	3B	HR	AB	BF	FO	GO	NP
FAIZAN MD EHSANUL HA	7.1	13	6	4	3	7	0	1	0	0	0	0	3	0	1	37	41	9	6	153
CHOWDHURY MD.ABDUS S L,0-1	1.1	0	1	1	3	3	1	1	0	0	0	0	0	0	0	4	8	1	0	42

Iran	IP	H	R	ER	BB	SO	WP	HP	BK	IBB	SH	SF	2B	3B	HR	AB	BF	FO	GO	NP
NAKHJAVAN POUR TALEB	3.2	7	3	2	0	4	0	0	0	0	1	0	3	0	0	16	17	3	2	60
SHABANI Mohammadreza	2.1	2	2	0	1	3	1	0	0	0	0	0	0	0	0	11	12	2	2	46
RASOULPOUR Arman W,1-0	3.0	2	1	1	1	7	1	1	0	0	0	0	0	0	0	11	13	0	1	49

Umpires: HP- SUJEEWA WIJAYANAYAKE (SRI), 1B- ASHAN NAGAHAWATTA (SRI), 2B- NIMA BAGHERINIA (IRI),  
 3B- ZUBAIR WATTO (PAK)  
 Scorers: Cindy CHAN (HKG), VAHID FAEZIAN (IRI), PEJMAN JAVDANI SALLEH (IRI)  
 TC: Jonathan Ma (USA), Roger Tsai (TPE)  
 Start: 14:04 Time: 3:45 Attendance: 1380 Weather: Cloudy - 27°C

## GAME SUMMARY - 3



### INDIA - SRI LANKA



May 16, 2025 at Iran Baseball and Softball Association (Karaj Complex)

```
-----
India.....011 010 000 - 3 10 3
Sri Lanka.....101 000 000 - 2 5 2
-----
```

#### India 3

PLAYER	AB	R	H	BI	2B	3B	HR	BB	SB	CS	HP	SH	SF	SO	IBB	KL	GDP	PO	A	E
KACHRE Santosh Balu cf/c	5	0	0	0	0	0	0	0	1	1	0	0	0	1	0	0	0	12	2	0
LAL Vishal rf	5	0	2	0	1	0	0	0	0	0	0	0	0	1	0	1	0	1	0	0
PAWAR Divyansh ss	4	2	2	0	0	1	0	1	2	0	0	0	0	0	0	0	0	0	1	0
YADAV Vivek 3b	4	0	0	0	0	0	0	1	1	0	0	0	0	1	0	0	0	0	2	1
KUMAR NARENDER lf/1b	3	0	1	1	0	0	0	1	0	0	0	0	0	2	0	0	0	7	0	1
MORE Akshay Balasahe 1b/2b/p	4	1	4	1	1	0	0	0	1	0	0	0	0	0	0	0	0	1	2	1
MISHRA Samarth c	2	0	0	0	0	0	0	0	0	0	0	0	0	2	0	1	0	4	0	0
ALI Shahbaz cf	2	0	0	0	0	0	0	0	0	0	0	0	0	2	0	0	0	1	0	0
GAIKWAD Saurabh Maha 2b/1f/2b	4	0	1	0	0	0	0	0	0	0	0	0	0	2	0	1	0	1	1	0
THAKUR Ishan p	1	0	0	0	0	0	0	0	0	0	0	0	0	0	0	0	0	0	3	0
SINGH Sunder lf	3	0	0	0	0	0	0	0	0	0	0	0	0	2	0	2	0	0	0	0
Totals	37	3	10	2	2	1	0	3	5	1	0	0	0	13	0	5	0	27	11	3

#### Sri Lanka 2

PLAYER	AB	R	H	BI	2B	3B	HR	BB	SB	CS	HP	SH	SF	SO	IBB	KL	GDP	PO	A	E
AMILA PUSHPA KUMARA lf	4	2	1	0	0	0	0	0	0	0	0	0	0	1	0	1	0	0	0	0
IRESH KOSALA Piladuw 2b	3	0	1	0	0	0	0	1	2	0	0	0	0	2	0	0	0	1	2	0
CHINTHAKA INDUNIL Wa dh	3	0	1	1	0	0	0	1	1	0	1	0	0	0	0	0	0	0	0	0
LAKAL HIMSARA RANDEN ss	3	0	1	1	0	0	0	1	1	0	0	0	0	2	0	0	0	0	1	0
NAWEEN ANURADAHA Kas 1b	3	0	0	0	0	0	0	0	0	0	0	0	0	3	0	1	0	7	2	0
GAYAN THARINDU WIJES ph/1b	1	0	0	0	0	0	0	0	0	0	0	0	0	1	0	0	0	2	0	0
THUSHARA MADUSHANKA rf	3	0	0	0	0	0	0	1	1	0	0	0	0	2	0	0	0	1	0	0
DILSHAN MADUSHANKA A cf	1	0	0	0	0	0	0	0	0	0	0	0	0	1	0	0	0	0	0	0
HASHAN DILEEP SENEWI ph/cf	2	0	0	0	0	0	0	0	0	0	0	0	0	2	0	1	0	0	0	0
GAYATHRA AMASARA WEE ph	1	0	0	0	0	0	0	0	0	0	0	0	0	0	0	0	0	0	0	0
RANJAN KUMARA Gurusi pr	0	0	0	0	0	0	0	0	1	0	0	0	0	0	0	0	0	0	0	0
DINESH NILANGA WEERA 3b	2	0	0	0	0	0	0	0	0	0	0	0	0	1	0	0	0	0	0	0
MALAKA PRIYADARSHANA ph/3b	2	0	0	0	0	0	0	0	0	0	0	0	0	1	0	1	0	1	1	1
PUSHPASIRI Hemantha c	4	0	1	0	0	0	0	0	0	0	0	0	0	1	0	0	0	12	2	1
SANDEESHA CHANOD MEE p	0	0	0	0	0	0	0	0	0	0	0	0	0	0	0	0	0	3	2	0
SASIKA DULSHAN Jayas p	0	0	0	0	0	0	0	0	0	0	0	0	0	0	0	0	0	0	1	0
Totals	32	2	5	2	0	0	0	3	6	1	0	1	0	17	0	4	0	27	11	2

India	IP	H	R	ER	BB	SO	WP	HP	BK	IBB	SH	SF	2B	3B	HR	AB	BF	FO	GO	NP
THAKUR Ishan	2.1	3	2	1	1	4	1	0	0	0	0	0	0	0	0	10	11	0	2	39
MORE Akshay Balasahe W,1-1	6.2	2	0	0	2	13	2	0	0	0	1	0	0	0	0	22	25	2	5	95

Sri Lanka	IP	H	R	ER	BB	SO	WP	HP	BK	IBB	SH	SF	2B	3B	HR	AB	BF	FO	GO	NP
SANDEESHA CHANOD MEE L,0-1	7.2	9	3	2	3	12	0	0	0	0	0	0	2	1	0	32	35	2	9	127
SASIKA DULSHAN Jayas	1.1	1	0	0	0	1	0	0	0	0	0	0	0	0	0	5	5	0	2	14

Umpires: HP- ALIREZA NASROLLAH ESFAHANI (IRI), 1B- MOHSEN SAEEDI (IRI), 2B- JAVAD RAZZAGHI (IRI), 3B- ASGHAR MASOUMI (IRI)

Scorers: Cindy CHAN (HKG), VAHID FAEZIAN (IRI), P S (IRI), PEJMAN JAVDANI SALLEH (IRI)

TC: Jonathan Ma (USA), Roger Tsai TPE)

Start: 9:02 Time: 2:58 Attendance: 59 Weather: Sunny - 20°C

## GAME SUMMARY - 4



### PALESTINE - AFGHANISTAN



May 16, 2025 at Iran Baseball and Softball Association (Karaj Complex)

-----  
 Palestine.....441 751 - 22 21 4  
 Afghanistan.....024 100 - 7 6 3  
 -----

#### Palestine 22

PLAYER	AB	R	H	BI	2B	3B	HR	BB	SB	CS	HP	SH	SF	SO	IBB	KL	GDP	PO	A	E
LAFI Syam ss	5	3	3	1	1	0	0	1	2	1	0	0	0	0	0	0	0	0	0	0
HALEEM Yunis 2b	3	4	1	2	0	0	0	2	2	0	0	0	1	0	0	0	0	3	3	1
HADDAD CHARLES 3b	3	2	2	4	0	0	1	0	1	0	0	0	0	1	0	1	0	0	0	0
AHMAD DYLAN 3b	3	1	2	3	0	0	0	0	0	0	0	0	0	1	0	0	0	0	1	0
SUBOH Tariq c/1b	4	3	2	1	1	0	1	1	0	0	0	0	0	0	0	0	0	8	1	1
YASIN Rumsey 1b	4	0	2	3	0	0	0	0	0	0	0	0	0	0	0	0	0	0	0	0
SHUBLAQ OMAR pr/c	1	0	0	0	0	0	0	0	0	0	0	0	0	0	0	0	0	5	1	0
JABER ADNAN dh	4	2	1	0	0	0	0	0	0	0	0	0	0	1	0	0	0	0	0	0
ARIAS NICHOLAS ph/dh	0	0	0	0	0	0	0	1	0	0	0	0	0	0	0	0	0	0	0	0
ABBASI YOUSEF rf	5	2	3	1	0	1	0	0	0	0	0	0	0	0	0	0	0	0	1	0
DOLAH Abdel raheem lf	1	0	0	0	0	0	0	1	0	0	0	0	0	0	0	0	0	0	0	0
KHOURY Patrick lf	2	2	1	1	1	0	0	1	1	0	0	0	0	1	0	0	0	0	0	0
AMMAR Hasan cf	5	3	4	3	0	0	1	0	0	0	0	0	0	0	0	0	0	2	1	0
MUSA Adam p	0	0	0	0	0	0	0	0	0	0	0	0	0	0	0	0	0	0	0	1
BABA Paul p	0	0	0	0	0	0	0	0	0	0	0	0	0	0	0	0	0	0	0	1
Totals	40	22	21	19	3	1	3	7	6	1	0	0	1	4	0	1	0	18	8	4

#### Afghanistan 7

PLAYER	AB	R	H	BI	2B	3B	HR	BB	SB	CS	HP	SH	SF	SO	IBB	KL	GDP	PO	A	E
AHMADZAI DOST MOHAMM 2b	4	1	0	0	0	0	0	0	0	0	0	0	0	1	0	0	1	2	3	0
SHINWARI MOHAMMAD AS ss	2	1	1	1	0	0	0	0	0	1	0	1	0	1	0	0	0	5	2	0
ABDUL ABDUL GHAFOOR 1b	3	1	1	1	1	0	0	0	0	0	0	0	0	1	0	1	0	5	0	1
AHMADZAI AZIZ KHAN c	2	1	1	0	0	0	0	1	0	1	0	0	0	1	0	1	0	3	2	0
SHINWARI SADIQULLAH 3b	2	1	1	0	1	0	0	1	0	0	0	0	0	0	0	0	0	0	2	2
NAJMULISLAM SHINWARI cf	2	2	0	0	0	0	0	1	1	0	0	0	0	1	0	0	0	0	0	0
SHINWARI DILAWAR rf	3	0	1	1	1	0	0	0	1	0	0	0	0	1	0	0	0	1	0	0
SHINWARI KIRAMAT dh	2	0	0	0	0	0	0	1	1	0	0	0	0	2	0	1	0	0	0	0
HABIBI AHMADULLAH lf	2	0	1	0	0	0	0	1	0	0	0	0	0	1	0	1	0	2	0	0
KAKAR SIRAJUDDIN p	0	0	0	0	0	0	0	0	0	0	0	0	0	0	0	0	0	0	1	0
OSMAN SHINWARI OSMAN p	0	0	0	0	0	0	0	0	0	0	0	0	0	0	0	0	0	0	0	0
AHMADZAI TARIQ p	0	0	0	0	0	0	0	0	0	0	0	0	0	0	0	0	0	0	0	0
MOMAND MATIUULLAH p	0	0	0	0	0	0	0	0	0	0	0	0	0	0	0	0	0	0	0	0
Totals	22	7	6	3	3	0	0	5	3	2	0	1	0	9	0	4	1	18	10	3

Palestine	IP	H	R	ER	BB	SO	WP	HP	BK	IBB	SH	SF	2B	3B	HR	AB	BF	FO	GO	NP
MUSA Adam	2.2	5	6	2	3	4	1	0	0	0	0	0	3	0	0	13	16	2	1	67
BABA Paul W,1-0	3.1	1	1	0	2	5	1	0	0	0	1	0	0	0	0	9	12	0	3	51

Afghanistan	IP	H	R	ER	BB	SO	WP	HP	BK	IBB	SH	SF	2B	3B	HR	AB	BF	FO	GO	NP
KAKAR SIRAJUDDIN L,0-1	1.0	3	7	6	5	0	2	0	0	0	0	0	0	0	1	7	12	0	2	42
OSMAN SHINWARI OSMAN	2.1	8	7	6	0	2	1	0	1	0	0	0	1	1	1	16	16	3	2	59
AHMADZAI TARIQ	0.1	3	2	2	0	0	1	0	0	0	0	0	1	0	0	4	4	0	1	12
MOMAND MATIUULLAH	2.1	7	6	6	2	2	2	0	0	0	0	1	1	0	1	13	16	3	2	47

Umpires: HP-ASHAN NAGAHAWATTA (SRI), 1B-FARSHAD KAZEMI (IRI), 2B-ZUBAIR WATTO (PAK),  
 3B-MOSLEM HASSANI (IRI)

Scorers: Cindy CHAN (HKG), VAHID FAEZIAN (IRI), PEJMAN JAVDANI SALLEH (IRI)

TC: Jonathan Ma (USA), Peter Chen (TPE), Keyvan Safaeian (IRI)

Start: 12:44 Time: 2:41 Attendance: 51 Weather: Sunny - 25°C

## GAME SUMMARY - 5



### PAKISTAN - BANGLADESH



May 16, 2025 at Iran Baseball and Softball Association (Karaj Complex)

-----  
 Pakistan.....602 200 0 - 10 6 4  
 Bangladesh.....501 000 0 - 6 10 4  
 -----

#### Pakistan 10

PLAYER	AB	R	H	BI	2B	3B	HR	BB	SB	CS	HP	SH	SF	SO	IBB	KL	GDP	PO	A	E
ULLAH Abid 3b	4	1	1	0	0	0	0	0	0	0	0	0	0	1	0	0	0	1	2	2
NA Wahid 2b/ss	2	1	0	0	0	0	0	2	4	0	0	0	0	0	0	0	0	1	6	0
ULLAH IKRAM cf	4	0	0	0	0	0	0	0	0	0	0	0	0	0	0	0	0	1	0	0
NA Abdulraziq 1b	1	1	1	1	0	0	0	0	0	0	0	0	0	0	0	0	0	0	0	0
FAROOQ Muhammad Umar 2b	3	0	0	0	0	0	0	1	0	0	0	0	0	2	0	1	0	1	2	0
AKHTAR Saeed ss/lb	3	2	0	0	0	0	0	1	2	0	0	0	0	1	0	0	0	9	0	0
ABBAS Aashir c	3	2	1	2	0	0	0	1	0	0	0	0	0	0	0	0	1	8	1	1
REHAN Muhammad rf	3	1	2	1	0	0	0	1	1	2	0	0	0	0	0	0	0	0	0	0
TARIQ Muhammad lf	4	1	1	0	0	0	0	1	0	0	0	0	0	0	0	0	0	0	0	0
HUSSAIN Muhammad dh	1	1	0	0	0	0	0	2	2	0	0	0	0	1	0	1	0	0	0	0
KHAN Ishtiaq p	0	0	0	0	0	0	0	0	0	0	0	0	0	0	0	0	0	0	0	1
SHAH Syed Muhib p	0	0	0	0	0	0	0	0	0	0	0	0	0	0	0	0	0	0	1	0
HARIS MUHAMMAD p	0	0	0	0	0	0	0	0	0	0	0	0	0	0	0	0	0	0	0	0
Totals	28	10	6	4	0	0	0	7	11	2	0	0	0	5	0	2	1	21	12	4

#### Bangladesh 6

PLAYER	AB	R	H	BI	2B	3B	HR	BB	SB	CS	HP	SH	SF	SO	IBB	KL	GDP	PO	A	E
KHAN MD.IMRAN 1b	4	1	1	0	0	0	0	0	0	0	0	0	0	1	0	1	0	8	0	0
FAIZAN MD EHSANUL HA 2b/ss	3	0	1	0	0	1	0	1	0	1	0	0	0	1	0	1	0	2	0	0
HAQUE MD JONY lf/cf	4	1	0	0	0	0	0	0	0	0	0	0	0	1	0	1	0	2	0	0
AHMED MD.SHAHID c	4	2	4	1	0	0	0	0	1	0	0	0	0	0	0	0	0	5	3	1
CHOWDHURY MD.ABDUS S cf/p	4	1	2	0	0	0	0	0	0	0	0	0	0	1	0	1	0	3	4	0
MD MOSABBERUL ss/p/3b/ss/3b	4	1	1	1	0	0	0	0	1	0	0	0	0	1	0	1	0	1	1	0
HOSSAN AZGAR p/ss/3b/lf	4	0	0	1	0	0	0	0	0	0	0	0	0	1	0	0	0	0	0	1
MAULA MD.GOLAM rf	2	0	1	2	0	0	0	0	0	0	0	0	0	1	0	1	0	0	0	1
KADIR ABDUL ph/rf	1	0	0	0	0	0	0	0	0	0	0	0	0	0	0	0	0	0	0	0
MD RIPAN 3b/lf	2	0	0	0	0	0	0	0	0	0	0	0	0	1	0	0	0	0	1	1
SINGHA DIBAKAR ph/2b	1	0	0	0	0	0	0	0	0	0	0	0	0	1	0	1	0	0	0	0
Totals	33	6	10	5	0	1	0	1	2	1	0	0	0	9	0	7	0	21	9	4

Pakistan	IP	H	R	ER	BB	SO	WP	HP	BK	IBB	SH	SF	2B	3B	HR	AB	BF	FO	GO	NP
KHAN Ishtiaq	0.1	3	5	1	0	1	0	0	0	0	0	0	0	0	0	6	6	0	0	26
SHAH Syed Muhib W,1-0	5.2	6	1	1	1	6	0	0	0	0	0	0	0	1	0	23	24	1	8	85
HARIS MUHAMMAD	1.0	1	0	0	0	2	1	0	0	0	0	0	0	0	0	4	4	0	1	13

Bangladesh	IP	H	R	ER	BB	SO	WP	HP	BK	IBB	SH	SF	2B	3B	HR	AB	BF	FO	GO	NP
HOSSAN AZGAR L,0-1	1.0	4	6	2	2	0	1	0	0	0	0	0	0	0	0	8	10	3	0	28
MD MOSABBERUL	1.1	0	2	0	3	1	1	0	0	0	0	0	0	0	0	5	8	2	2	36
CHOWDHURY MD.ABDUS S	4.2	2	2	1	2	4	0	0	0	0	0	0	0	0	0	15	17	1	7	76

Umpires: HP- NIMA BAGHERINIA (IRI), 1B- SEYED OMID EMAMZADEH, 2B- MOHAMMAD HOSSEIN SHAH MAHMOUDI, 3B- ALI SHOKATI

Scorers: Cindy CHAN (HKG), VAHID FAEZIAN (IRI), PEJMAN JAVDANI SALLEH (IRI)

TC: Jonathan Ma (USA), Peter Chen (TPE)

Start: 16:00 Time: 3:05 Attendance: 58 Weather: Sunny - 26°

**Note: Game ends in seven innings due to weather**

## GAME SUMMARY - 6



### IRAN -PAKISTAN



May 17, 2025 at Iran Baseball and Softball Association (Karaj Complex)

```

-----
Iran.....000 000 0   - 0  2  8
Pakistan.....363 020 (X) - 14 10 1
-----
    
```

Iran 0

PLAYER	AB	R	H	BI	2B	3B	HR	BB	SB	CS	HP	SH	SF	SO	IBB	KL	GDP	PO	A	E
FARAHIBOZORG Seyedja ss	2	0	1	0	0	0	0	0	0	0	0	0	0	1	0	0	0	0	2	0
ZAHIRI POUR Ali 2b	1	0	0	0	0	0	0	0	0	0	0	0	0	1	0	0	0	1	1	0
KHIABANI Hamed rf	3	0	0	0	0	0	0	0	0	0	0	0	0	2	0	1	0	2	0	0
RASSIZAD Amir 2b/lb	3	0	0	0	0	0	0	0	0	0	0	0	0	1	0	0	0	2	0	0
ARCHIN Mohammadhosse lf	2	0	1	0	0	0	0	0	0	0	1	0	0	1	0	1	0	1	0	0
NAKHJAVAN POUR TALEB pr	0	0	0	0	0	0	0	0	0	0	0	0	0	0	0	0	0	0	0	0
GOUDARZI Mohammad lb	2	0	0	0	0	0	0	0	0	0	0	0	0	2	0	1	0	6	0	0
SAJADPOUR Mehran ss	1	0	0	0	0	0	0	0	0	0	0	0	0	1	0	1	0	1	0	1
BAZHVAND Amir dh	3	0	0	0	0	0	0	0	0	0	0	0	0	1	0	0	0	0	0	0
BATENI Saeid c	1	0	0	0	0	0	0	0	0	0	0	0	0	1	0	0	0	2	0	3
RAMAZANZADEH Ahmad c	2	0	0	0	0	0	0	0	0	0	0	0	0	1	0	0	0	0	0	0
PASHAEI MEHR Majid cf	2	0	0	0	0	0	0	0	0	0	0	0	0	1	0	0	0	3	0	0
VAEZZADEH Mojtaba 3b	2	0	0	0	0	0	0	0	0	0	0	0	0	2	0	0	0	0	4	3
ZAKERIN POUR Shahin p	0	0	0	0	0	0	0	0	0	0	0	0	0	0	0	0	0	0	0	0
MOSHREF JAVADI Sepeh p	0	0	0	0	0	0	0	0	0	0	0	0	0	0	0	0	0	0	1	0
CHAHBEJARI Kaveh p	0	0	0	0	0	0	0	0	0	0	0	0	0	0	0	0	0	0	2	1
SAFDARI Mohammad Hos p	0	0	0	0	0	0	0	0	0	0	0	0	0	0	0	0	0	0	0	0
TABRIZI AMJAD Abolfaz p	0	0	0	0	0	0	0	0	0	0	0	0	0	0	0	0	0	0	1	0
SHOKATSADRI Pejman p	0	0	0	0	0	0	0	0	0	0	0	0	0	0	0	0	0	0	0	0
FARAHBAKHSH KARIMABA p	0	0	0	0	0	0	0	0	0	0	0	0	0	0	0	0	0	0	0	0
Totals	24	0	2	0	0	0	0	0	0	0	1	0	0	15	0	4	0	18	11	8

Pakistan 14

PLAYER	AB	R	H	BI	2B	3B	HR	BB	SB	CS	HP	SH	SF	SO	IBB	KL	GDP	PO	A	E
HUSSAIN HUSSAIN 3b	5	2	1	0	0	0	0	0	2	1	0	0	0	0	0	0	0	0	1	1
ULLAH Abid ss	3	4	1	0	1	0	0	1	2	0	0	1	0	0	0	0	0	1	1	0
NA Wahid 2b	3	3	1	1	1	0	0	1	0	0	0	0	0	0	0	0	0	2	2	0
ULLAH IKRAM rf	4	2	2	3	0	0	0	0	1	0	0	0	0	0	0	0	0	0	0	0
AKRAM WASIM cf	3	1	2	3	0	0	0	1	2	0	0	0	0	0	1	0	0	1	0	0
AKHTAR Saeed lb	2	1	1	3	0	0	0	1	3	0	0	0	1	0	0	0	0	4	0	0
REHAN Muhammad dh	3	0	1	0	0	0	0	1	1	0	0	0	0	1	0	0	0	0	0	0
TARIQ Muhammad lf	4	1	1	0	0	0	0	0	1	0	0	0	0	1	0	0	0	0	0	0
ABBAS Aashir c	3	0	0	1	0	0	0	1	0	0	0	0	0	0	0	0	0	13	2	0
HARIS MUHAMMAD p	0	0	0	0	0	0	0	0	0	0	0	0	0	0	0	0	0	0	0	0
SHAH Hussain Imam p	0	0	0	0	0	0	0	0	0	0	0	0	0	0	0	0	0	0	0	0
Totals	30	14	10	11	2	0	0	6	12	1	0	1	1	1	2	0	0	21	6	1

Iran	IP	H	R	ER	BB	SO	WP	HP	BK	IBB	SH	SF	2B	3B	HR	AB	BF	FO	GO	NP
BAZHVAND Amir L,0-1	1.0	4	4	3	1	0	0	0	0	0	0	0	2	0	0	7	8	1	2	23
ZAKERIN POUR Shahin	0.1	1	4	1	2	0	0	0	1	0	0	0	0	0	0	3	5	0	1	21
MOSHREF JAVADI Sepeh	0.2	2	1	1	1	1	0	0	0	0	0	0	0	0	0	4	5	0	1	17
CHAHBEJARI Kaveh	1.0	2	3	1	0	0	0	0	0	0	1	0	0	0	0	5	6	0	3	19
SAFDARI Mohammad Hos	1.0	0	0	0	0	0	0	0	0	0	0	0	0	0	0	3	3	3	0	7
TABRIZI AMJAD Abolfaz	0.1	0	2	1	0	0	0	0	0	0	0	0	0	0	0	3	3	0	0	14
SHOKATSADRI Pejman	0.2	1	0	0	2	0	0	0	0	2	0	1	0	0	0	2	5	2	0	6
FARAHBAKHSH KARIMABA	1.0	0	0	0	0	0	0	0	0	0	0	0	0	0	0	3	3	2	1	5

Pakistan	IP	H	R	ER	BB	SO	WP	HP	BK	IBB	SH	SF	2B	3B	HR	AB	BF	FO	GO	NP
HARIS MUHAMMAD W,1-0	6.0	2	0	0	0	13	0	0	0	0	0	0	0	0	0	21	21	2	3	83
SHAH Hussain Imam	1.0	0	0	0	0	2	0	1	0	0	0	0	0	0	0	3	4	0	1	11

Umpires: HP- ASHAN NAGAHAWATTA (SRI), 1B- SUJEEWA WIJAYANAYAKE (SRI), 2B- ALIREZA NASROLLAH ESFAHANI (IRI), 3B- MOHSEN SAEEDI (IR), RF- JAVAD RAZZAGHI (IRI), LF- ASGHAR MASOUMI (IRI)

Scorers: Cindy CHAN (HKG), VAHID FAEZIAN (IRI), PEJMAN JAVDANI SALLEH (IRI)

TC: Jonathan Ma (USA), Roger Tsai (TPE)

Start: 10:03 Time: 2:27 Attendance: 110 Weather: Sunny - 17°C

## GAME SUMMARY - 7



### AFGHANISTAN – SRI LANKA



May 17, 2025 at Iran Baseball and Softball Association (Karaj Complex)

```
-----
Afghanistan.....300 000 102    - 6 12 4
Sri Lanka.....002 104 00(X)    - 7  8 2
-----
```

#### Afghanistan 6

PLAYER	AB	R	H	BI	2B	3B	HR	BB	SB	CS	HP	SH	SF	SO	IBB	KL	GDP	PO	A	E
AHMADZAI DOST MOHAMM 2b	5	0	2	1	0	0	0	0	1	0	0	0	0	2	0	1	0	1	5	0
SHINWARI MOHAMMAD AS ss	4	1	2	1	0	0	0	1	0	0	0	0	0	1	0	1	0	2	0	2
ABDUL ABDUL GHAFOOR 1b	4	1	0	0	0	0	0	1	0	0	0	0	0	2	0	0	1	11	0	1
AHMADZAI AZIZ KHAN c	4	1	4	1	0	0	0	0	1	0	0	0	0	0	0	0	0	5	1	0
SHINWARI SADIQULLAH 3b	4	0	0	0	0	0	0	0	0	0	0	0	0	2	0	1	0	0	4	0
NAJMULISLAM SHINWARI cf	4	0	0	0	0	0	0	0	0	0	0	0	0	0	0	0	0	2	0	0
SHINWARI DILAWAR rf	4	1	1	0	0	0	0	0	0	0	0	0	0	2	0	0	0	2	0	0
ZAZAI AMIR KHAN dh	4	2	2	0	1	0	0	0	0	0	0	0	0	0	0	0	0	0	0	0
HABIBI AHMADULLAH lf	4	0	1	0	0	0	0	0	0	0	0	0	0	3	0	0	0	1	0	1
OSMAN SHINWARI OSMAN p	0	0	0	0	0	0	0	0	0	0	0	0	0	0	0	0	0	0	2	0
AHMADZAI TARIQ p	0	0	0	0	0	0	0	0	0	0	0	0	0	0	0	0	0	0	1	0
Totals	37	6	12	3	1	0	0	2	2	0	0	0	0	12	0	3	1	24	13	4

#### Sri Lanka 7

PLAYER	AB	R	H	BI	2B	3B	HR	BB	SB	CS	HP	SH	SF	SO	IBB	KL	GDP	PO	A	E
AMILA PUSHPA KUMARA lf	4	0	2	1	0	0	0	0	0	1	0	1	0	0	0	0	0	0	0	0
IRESH KOSALA Piladuw ss	3	1	1	1	0	0	0	1	1	0	0	1	0	0	0	0	0	1	1	0
CHINTHAKA INDUNIL Wa dh	2	0	1	1	0	0	0	1	1	0	0	1	0	0	0	0	0	0	0	0
DILSHAN MADUSHANKA A cf	3	0	0	0	0	0	0	1	0	0	0	0	0	2	0	1	0	2	0	0
NAWEEN ANURADAHA Kas lb	0	0	0	0	0	0	0	0	0	0	1	0	0	0	0	0	0	0	0	0
THUSHARA MADUSHANKA rf	1	1	0	0	0	0	0	1	0	0	0	0	0	0	0	0	0	2	0	0
THILINA SAMEERA PERE ph/rf	1	0	0	0	0	0	0	0	0	0	0	0	0	0	0	0	0	0	0	0
HASHAN DILEEP SENEWI rf	0	0	0	0	0	0	0	0	0	0	0	0	0	0	0	0	0	0	0	1
GAYAN THARINDU WIJES rf/lb	4	0	0	0	0	0	0	0	0	0	0	0	0	2	0	1	0	5	0	0
RANJAN KUMARA Gurusu 2b	4	1	1	0	0	0	0	2	0	0	0	0	0	0	0	0	0	4	3	0
DINESH NILANGA WEERA 3b	3	2	1	0	0	0	0	1	1	0	0	0	0	1	0	1	0	1	1	1
GAYATHRA AMASARA WEE c	3	2	2	2	1	0	0	1	1	0	0	0	0	0	0	0	0	11	3	0
SAMEERA SANDARUWAN W p	0	0	0	0	0	0	0	0	0	0	0	0	0	0	0	0	0	0	1	0
SANDEESHA CHANOD MEE p	0	0	0	0	0	0	0	0	0	0	0	0	0	0	0	0	0	0	0	0
SASIKA DULSHAN Jayas p	0	0	0	0	0	0	0	0	0	0	0	0	0	0	0	0	0	0	2	0
ISURU DHANANJAYA GUN p	0	0	0	0	0	0	0	0	0	0	0	0	0	0	0	0	0	0	0	0
YASARUWAN KANCHANA B p	0	0	0	0	0	0	0	0	0	0	0	0	0	0	0	0	0	1	1	0
Totals	28	7	8	5	1	0	0	6	6	1	1	3	0	5	0	3	0	27	12	2

Afghanistan	IP	H	R	ER	BB	SO	WP	HP	BK	IBB	SH	SF	2B	3B	HR	AB	BF	FO	GO	NP
OSMAN SHINWARI OSMAN	4.0	2	3	2	4	3	0	1	0	0	3	0	0	0	0	10	18	2	6	54
AHMADZAI TARIQ L,0-1	4.0	6	4	4	2	2	2	0	0	0	0	0	1	0	0	18	20	4	5	78

Sri Lanka	IP	H	R	ER	BB	SO	WP	HP	BK	IBB	SH	SF	2B	3B	HR	AB	BF	FO	GO	NP
SAMEERA SANDARUWAN W	0.1	2	3	1	2	0	0	0	0	0	0	0	0	0	0	2	4	0	0	20
SANDEESHA CHANOD MEE	4.2	2	0	0	0	9	1	0	0	0	0	0	0	0	0	18	18	3	3	61
SASIKA DULSHAN Jayas W,1-0	3.0	5	3	3	0	3	0	0	0	0	0	0	1	0	0	13	13	2	3	42
ISURU DHANANJAYA GUN	0.0	3	0	0	0	0	0	0	0	0	0	0	0	0	0	3	3	0	0	7
YASARUWAN KANCHANA B SV,1	1.0	0	0	0	0	0	0	0	0	0	0	0	0	0	0	1	1	0	1	6

Umpires: HP- SEYED OMID EMAMZADEH (IRI), 1B- ZUBAIR WATTO (PAK), 2B- NIMA BAGHERINIA (IRI),  
 3B- MOHAMMAD HOSSEIN SHAH MAHMOUDI (IRI), RF- FARSHAD KAZEMI (IRI), LF- MOSLEM HASSANI (IRI)  
 Scorers: PEJMAN JAVDANI SALLEH (IRI), VAHID FAEZIAN (IRI), Cindy CHAN (HKG)  
 TC: Jonathan Ma (USA), Peter Chen (TPE)  
 Start: 14:02 Time: 3:05 Attendance: 90 Weather: Sunny - 28°C

## GAME SUMMARY - 8



### AFGHANISTAN - INDIA



May 18, 2025 at Iran Baseball and Softball Association (Karaj Complex)

```
-----
Afghanistan.....030 000 100    - 4  1  5
India.....033 012 03(X)    - 12 15  3
-----
```

#### Afghanistan 4

PLAYER	AB	R	H	BI	2B	3B	HR	BB	SB	CS	HP	SH	SF	SO	IBB	KL	GDP	PO	A	E
AHMADZAI DOST MOHAMM 2b	2	0	0	0	0	0	0	1	0	0	1	0	0	0	0	0	0	3	2	1
SHINWARI MOHAMMAD AS dh	4	0	0	0	0	0	0	0	0	0	0	0	0	4	0	1	0	0	0	0
ABDUL ABDUL GHAFOOR 1b	4	0	0	0	0	0	0	0	0	0	0	0	0	3	0	1	0	10	1	0
SHINWARI HABIBULLAH 1b	0	0	0	0	0	0	0	0	0	0	0	0	0	0	0	0	0	0	0	0
AHMADZAI AZIZ KHAN c	4	0	0	0	0	0	0	0	0	0	0	0	0	2	0	1	0	4	1	0
SHINWARI SADIQULLAH 3b	2	2	0	0	0	0	0	1	0	0	1	0	0	0	0	0	0	0	3	1
NAJMULISLAM SHINWARI cf	3	1	0	0	0	0	0	0	2	1	0	1	0	0	0	0	0	2	0	0
ZAZAI AMIR KHAN lf	2	0	0	0	0	0	0	0	0	0	0	0	0	2	0	0	0	1	0	0
ZALAND USMAN GHANI lf	1	0	0	0	0	0	0	0	0	0	0	0	0	1	0	0	0	0	0	0
HABIBI AHMADULLAH lf	1	0	0	0	0	0	0	0	0	0	0	0	0	0	0	0	0	0	0	0
SHINWARI KIRAMAT ss	3	1	1	2	1	0	0	0	0	0	0	0	0	2	0	0	0	3	3	2
SHINWARI DILAWAR rf	2	0	0	0	0	0	0	1	0	0	0	0	0	0	0	0	0	1	1	1
AHMADZAI TARIQ p	0	0	0	0	0	0	0	0	0	0	0	0	0	0	0	0	0	0	0	0
KAKAR SIRAJUDDIN p	0	0	0	0	0	0	0	0	0	0	0	0	0	0	0	0	0	0	1	0
MOMAND MATIUULLAH p	0	0	0	0	0	0	0	0	0	0	0	0	0	0	0	0	0	0	0	0
Totals	28	4	1	2	1	0	0	3	2	1	2	1	0	14	0	3	0	24	12	5

PLAYER	AB	R	H	BI	2B	3B	HR	BB	SB	CS	HP	SH	SF	SO	IBB	KL	GDP	PO	A	E
PAWAR Divyansh ss	5	2	2	0	0	0	0	0	1	1	0	0	0	1	0	0	0	1	2	0
LAL Vishal rf	4	2	2	0	0	0	0	0	1	0	0	0	0	1	0	0	0	0	0	0
ALI Shahbaz rf	1	1	1	1	0	0	0	0	1	0	0	0	0	0	0	0	0	0	0	0
KACHRE Santosh Balu cf/c	5	2	1	1	0	0	0	0	0	0	0	0	0	0	0	0	0	2	1	0
YADAV Vivek 3b	5	2	2	4	1	0	1	0	0	0	0	0	0	1	0	1	0	3	4	0
KUMAR NARENDER 1b	4	1	3	1	1	0	0	1	0	0	0	0	0	0	0	0	0	8	0	2
MORE Akshay Balasahe lf/2b	5	1	3	2	0	0	1	0	0	0	0	0	0	0	0	0	0	0	1	0
MISHRA Samarth c	3	0	0	0	0	0	0	0	0	0	0	0	0	0	0	0	0	12	0	1
SINGH Sunder ph/cf	2	0	0	0	0	0	0	0	0	0	0	0	0	0	0	0	0	1	0	0
GAIKWAD Saurabh Maha 2b/p	4	1	1	1	0	0	1	1	0	0	0	0	0	0	0	0	0	0	2	0
THAKUR Ishan p	3	0	0	0	0	0	0	0	0	0	0	0	0	0	0	0	0	0	2	0
PALLICHINTE PURAKKAL ph/p/lf	1	0	0	0	0	0	0	0	0	0	0	0	0	0	0	0	0	0	0	0
Totals	42	12	15	10	2	0	3	2	3	1	0	0	0	3	0	1	0	27	12	3

Afghanistan	IP	H	R	ER	BB	SO	WP	HP	BK	IBB	SH	SF	2B	3B	HR	AB	BF	FO	GO	NP
AHMADZAI TARIQ L,0-2	2.1	7	6	6	0	1	0	0	0	0	0	0	1	0	3	13	13	3	2	40
KAKAR SIRAJUDDIN	5.0	6	6	3	2	2	1	0	0	0	0	0	1	0	0	25	27	3	9	91
MOMAND MATIUULLAH	0.2	2	0	0	0	0	2	0	0	0	0	0	0	0	0	4	4	2	0	14

India	IP	H	R	ER	BB	SO	WP	HP	BK	IBB	SH	SF	2B	3B	HR	AB	BF	FO	GO	NP
THAKUR Ishan W,1-0	7.0	1	4	1	1	12	2	1	0	0	1	0	1	0	0	23	26	1	8	101
PALLICHINTE PURAKKAL	0.0	0	0	0	2	0	0	0	0	0	0	0	0	0	0	0	2	0	0	13
GAIKWAD Saurabh Maha	2.0	0	0	0	0	2	0	1	0	0	0	0	0	0	0	5	6	1	2	32

Umpires: HP- NIMA BAGHERINIA (IRI), 1B- ASHAN NAGAHAWATTA (SRI), 2B- SEYED OMID EMAMZADEH (IRI),  
 3B- ZUBAIR WATTO (PAK), RF- MOHSEN SAEEDI (IRI), LF- ALI SHOKATI (IRI)  
 Scorers: PEJMAN JAVDANI SALLEH (IRI), VAHID FAEZIAN (IRI), Cindy CHAN (HKG)  
 TC: Jonathan Ma (USA), Roger Tsai (TPE)  
 Start: 10:00 Time: 3:14 Attendance: 23 Weather: Sunny - 26°C

## GAME SUMMARY - 9



### SRI LANKA - PALESTINE



May 18, 2025 at Iran Baseball and Softball Association (Karaj Complex)

Sri Lanka.....300 000 011 - 5 6 6  
 Palestine.....400 101 32(X) - 11 14 6

Sri Lanka 5

PLAYER	AB	R	H	BI	2B	3B	HR	BB	SB	CS	HP	SH	SF	SO	IBB	KL	GDP	PO	A	E
AMILA PUSHPA KUMARA lf	4	2	1	0	0	0	0	1	1	0	0	0	0	0	0	0	0	0	0	0
IRESH KOSALA Piladuw ss	4	0	0	0	0	0	0	1	1	0	0	0	0	1	0	0	1	0	5	0
GAYATHRA AMASARA WEE dh	4	0	1	1	0	0	0	1	0	0	0	0	0	1	0	0	0	0	0	0
CHINTHAKA INDUNIL Wa rf	3	1	1	0	1	0	0	2	1	0	0	0	0	0	0	0	0	1	1	0
NAWEEN ANURADAHA Kas lb	3	1	0	0	0	0	0	0	0	0	1	0	0	2	0	2	0	8	0	0
SASIKA DULSHAN Jayas ph	1	0	0	0	0	0	0	0	0	0	0	0	0	0	0	0	0	0	0	0
DILSHAN MADUSHANKA A cf	3	0	1	1	0	0	0	0	0	0	0	0	0	1	0	1	0	0	0	1
HASHAN DILEEP SENEWI cf	0	0	0	0	0	0	0	0	0	0	0	0	0	0	0	0	0	0	0	1
THUSHARA MADUSHANKA ph/cf	0	1	0	0	0	0	0	1	2	0	0	0	0	0	0	0	0	0	0	0
PUSHPASIRI Hemantha c	4	0	2	0	0	0	0	0	1	0	0	0	0	0	0	0	0	10	1	1
RANJAN KUMARA Gurusi 2b	2	0	0	0	0	0	0	0	0	0	0	1	0	1	0	1	0	3	0	0
MALAKA PRIYADARSHANA ph/2b/3b	1	0	0	0	0	0	0	0	0	0	0	0	0	1	0	0	0	1	0	0
DINESH NILANGA WEERA 3b	1	0	0	0	0	0	0	2	0	0	0	0	0	0	0	0	0	1	2	2
LAKAL HIMASARA RANDEN ph/3b/2b	1	0	0	0	0	0	0	0	0	0	0	0	0	0	0	0	0	0	1	0
ISURU DHANANJAYA GUN p	0	0	0	0	0	0	0	0	0	0	0	0	0	0	0	0	0	0	4	1
SANDEESHA CHANOD MEE p	0	0	0	0	0	0	0	0	0	0	0	0	0	0	0	0	0	0	0	0
YASARUWAN KANCHANA B p	0	0	0	0	0	0	0	0	0	0	0	0	0	0	0	0	0	0	0	0
INDRAJITH ERANGA DHA p	0	0	0	0	0	0	0	0	0	0	0	0	0	0	0	0	0	0	0	0
SAJITH MADHUSHAN War p	0	0	0	0	0	0	0	0	0	0	0	0	0	0	0	0	0	0	0	0
Totals	31	5	6	2	1	0	0	8	6	0	1	1	0	7	0	4	1	24	14	6

Palestine 11

PLAYER	AB	R	H	BI	2B	3B	HR	BB	SB	CS	HP	SH	SF	SO	IBB	KL	GDP	PO	A	E
LAFI Syam ss	4	3	2	0	1	0	0	1	0	0	0	0	0	2	0	0	0	1	2	1
HALEEM Yunis 2b	4	1	1	2	0	0	0	1	1	0	0	0	0	2	0	0	0	2	3	0
HADDAD CHARLES rf	4	1	2	2	1	0	0	1	0	1	0	0	0	0	0	0	0	2	0	0
ARIAS NICHOLAS lf	0	0	0	0	0	0	0	0	0	0	0	0	0	0	0	0	0	0	0	0
SUBOH Tariq c	4	1	1	0	0	0	0	0	0	0	1	0	0	0	0	0	0	8	0	1
AHMAD DYLAN 3b	5	1	3	2	0	1	0	0	0	0	0	0	0	2	0	2	0	1	2	0
YASIN Rumsey lb	4	2	1	0	0	0	0	0	0	0	0	0	0	0	0	0	0	10	0	0
ABBASI YOUSEF lf/rf	4	0	2	2	1	0	0	0	1	0	0	0	0	1	0	0	0	0	1	1
MUSA Adam dh	3	0	0	0	0	0	0	0	0	0	0	0	0	2	0	1	0	0	0	0
DOLAH Abdel raheem ph/dh	1	0	1	0	0	0	0	0	0	0	0	0	0	0	0	0	0	0	0	0
AMMAR Hasan cf	4	2	1	0	0	0	0	0	2	0	0	0	0	0	0	0	0	1	0	1
SHUBLAQ OMAR p	0	0	0	0	0	0	0	0	0	0	0	0	0	0	0	0	0	2	3	1
BABA Paul p	0	0	0	0	0	0	0	0	0	0	0	0	0	0	0	0	0	0	0	1
KHOURY Patrick p	0	0	0	0	0	0	0	0	0	0	0	0	0	0	0	0	0	0	0	0
Totals	37	11	14	8	3	1	0	3	4	1	1	0	0	9	0	3	0	27	11	6

Sri Lanka	IP	H	R	ER	BB	SO	WP	HP	BK	IBB	SH	SF	2B	3B	HR	AB	BF	FO	GO	NP
ISURU DHANANJAYA GUN L,0-1	6.1	10	9	5	1	7	1	0	0	0	0	0	3	1	0	28	29	2	8	111
SANDEESHA CHANOD MEE	0.1	1	0	0	1	0	1	0	0	0	0	0	0	0	0	2	3	0	1	11
YASARUWAN KANCHANA B	1.0	2	2	2	1	1	1	0	0	0	0	0	0	0	5	6	0	2	21	
INDRAJITH ERANGA DHA	0.0	1	0	0	0	0	0	1	0	0	0	0	0	0	1	2	0	0	5	
SAJITH MADHUSHAN War	0.1	0	0	0	0	1	0	0	0	0	0	0	0	0	1	1	0	0	5	
Palestine	IP	H	R	ER	BB	SO	WP	HP	BK	IBB	SH	SF	2B	3B	HR	AB	BF	FO	GO	NP
SHUBLAQ OMAR	4.1	2	3	1	7	1	0	1	0	0	1	0	0	0	13	22	5	4	77	
BABA Paul W,2-0	2.2	0	0	0	0	3	0	0	0	0	0	0	0	0	9	9	0	5	34	
KHOURY Patrick	2.0	4	2	2	1	3	0	0	0	0	0	0	1	0	9	10	1	0	38	

Umpires: HP- MOHAMMAD HOSSEIN SHAH MAHMOUDI (IRI), 1B- ALIREZA NASROLLAH ESFAHANI,  
 2B- JAVAD RAZZAGHI (IRI), 3B- JAVAD RAZZAGHI (IRI), RF- JAVAD RAZZAGHI (IRI), LF- JAVAD RAZZAGHI (IRI)  
 Scorers: VAHID FAEZIAN (IRI), PEJMAN JAVDANI SALLEH (IRI), Cindy CHAN (HKG)  
 TC: Jonathan Ma (USA), Peter Chen (TPE)  
 Start: 14:59 Time: 3:07 Attendance: 40 Weather: Sunny - 28°

## GAME SUMMARY – 10 (PLACEMENT ROUND)



### SRI LANKA - BANGLADESH



May 19, 2025 at Iran Baseball and Softball Association (Karaj Complex)

Sri Lanka.....204 66 - 18 14 0  
Bangladesh.....000 00 - 0 2 4

#### Sri Lanka 18

PLAYER	AB	R	H	BI	2B	3B	HR	BB	SB	CS	HP	SH	SF	SO	IBB	KL	GDP	PO	A	E
LAKAL HIMASARA RANDEN ss	5	3	3	1	2	0	0	0	0	0	0	0	0	0	0	0	0	0	2	0
AMILA PUSHPA KUMARA cf/lf	3	2	1	1	0	0	0	2	0	0	0	0	0	0	0	0	0	0	0	0
GAYATHRA AMASARA WEE dh	2	2	0	0	0	0	0	0	0	0	1	0	0	0	0	0	0	0	0	0
MALAKA PRIYADARSHANA ph	0	1	0	0	0	0	0	0	0	0	1	0	0	0	0	0	0	0	0	0
SAJITH MADHUSHAN War ph/dh	1	0	0	0	0	0	0	0	0	0	0	0	0	0	0	0	0	0	0	0
CHINTHAKA INDUNIL Wa rf/cf	4	3	4	4	1	1	0	0	1	0	0	0	0	0	0	0	0	0	0	0
HASIRU MALITH PERERA lf/rf	1	1	0	0	0	0	0	1	0	0	0	0	0	0	0	0	0	1	0	0
THUSHARA MADUSHANKA ph/rf	2	1	2	1	1	0	0	0	1	0	0	0	0	0	0	0	0	0	0	0
GAYAN THARINDU WIJES lb	2	1	1	1	0	0	0	1	1	0	0	0	0	0	0	0	0	4	0	0
NAWEEN ANURADAHA Kas ph/lb	0	1	0	0	0	0	0	1	0	0	0	0	0	0	0	0	0	2	0	0
PUSHPASIRI Hemantha c	4	2	1	1	0	0	0	0	0	0	0	0	0	0	0	0	0	8	0	0
DINESH NILANGA WEERA 3b	4	0	1	1	1	0	0	0	0	0	0	0	0	0	0	0	0	0	2	0
RANJAN KUMARA Gurusi 2b	3	1	1	0	0	0	0	0	0	0	0	0	0	0	0	0	0	0	1	0
ISURU DHANANJAYA GUN ph/2b	1	0	0	1	0	0	0	0	0	0	0	0	0	0	0	0	0	0	0	0
SASIKA DULSHAN Jayas p	0	0	0	0	0	0	0	0	0	0	0	0	0	0	0	0	0	0	0	0
Totals	32	18	14	11	5	1	0	5	3	0	2	0	0	0	0	0	0	15	5	0

#### Bangladesh 0

PLAYER	AB	R	H	BI	2B	3B	HR	BB	SB	CS	HP	SH	SF	SO	IBB	KL	GDP	PO	A	E
KHAN MD.IMRAN 1b	2	0	0	0	0	0	0	0	0	0	0	0	0	1	0	0	0	10	1	0
FAIZAN MD EHSANUL HA 3b	2	0	0	0	0	0	0	0	0	0	0	0	0	0	0	0	0	1	3	1
HAQUE MD JONY cf/ss	2	0	0	0	0	0	0	0	0	0	0	0	2	0	0	0	0	0	3	1
AHMED MD.SHAHID c/p	2	0	2	0	2	0	0	0	0	0	0	0	0	0	0	0	0	2	0	0
CHOWDHURY MD.ABDUS S p/cf	2	0	0	0	0	0	0	0	0	0	0	0	0	0	0	0	0	0	2	0
MD MOSABBERUL ss/p/c	2	0	0	0	0	0	0	0	0	0	0	0	0	1	0	0	0	1	1	1
SINGHA DIBAKAR 2b	2	0	0	0	0	0	0	0	0	0	0	0	2	0	2	0	0	0	2	1
MAULA MD.GOLAM rf	1	0	0	0	0	0	0	0	0	0	0	0	0	1	0	1	0	1	0	0
ISLAM MD MOMINUL ph	1	0	0	0	0	0	0	0	0	0	0	0	0	0	0	0	0	0	0	0
MD RIPAN lf	1	0	0	0	0	0	0	0	0	0	0	0	0	1	0	0	0	0	1	0
HOSSAN AZGAR lf	0	0	0	0	0	0	0	0	0	0	0	0	0	0	0	0	0	0	0	0
Totals	17	0	2	0	2	0	0	0	0	0	0	0	0	8	0	3	0	15	13	4

Sri Lanka	IP	H	R	ER	BB	SO	WP	HP	BK	IBB	SH	SF	2B	3B	HR	AB	BF	FO	GO	NP
SASIKA DULSHAN Jayas W,2-0	5.0	2	0	0	0	8	0	0	0	0	0	0	2	0	0	17	17	2	5	68

Bangladesh	IP	H	R	ER	BB	SO	WP	HP	BK	IBB	SH	SF	2B	3B	HR	AB	BF	FO	GO	NP
CHOWDHURY MD.ABDUS S L,0-2	2.1	4	6	3	2	0	1	1	0	0	0	0	1	0	0	12	15	2	5	48
MD MOSABBERUL	1.2	8	8	8	1	0	0	0	0	0	0	0	3	1	0	13	14	0	5	30
AHMED MD.SHAHID	1.0	2	4	1	2	0	1	1	0	0	0	0	1	0	0	7	10	0	4	38

Umpires: HP- ZUBAIR WATTO (PAK), 1B- MOHAMMAD HOSSEIN SHAH MAHMOUDI (IRI), 2B- ASGHAR MASOUMI (IRI), 3B -SEYED OMID EMAMZA (IRI), RF- MOSLEM HASSANI (IRI) ,LF- MOHSEN SAEEDI (IRI)

Scorers: VAHID FAEZIAN (IRI), PEJMAN JAVDANI SALLEH (IRI)

TC: Jonathan Ma (USA), Roger Tsai (TPE)

Start: 9:00 Time: 1:50 Attendance: 33 Weather: Sunny - 28°C

## GAME SUMMARY – 11 (SEMI-FINAL)



### IRAN - PALESTINE



May 19, 2025 at Iran Baseball and Softball Association (Karaj Complex)

```

-----
Iran.....020 100 0   - 3  4  5
Palestine.....311 624 (X) - 17 11 4
-----
    
```

Iran 3

PLAYER	AB	R	H	BI	2B	3B	HR	BB	SB	CS	HP	SH	SF	SO	IBB	KL	GDP	PO	A	E
MOAZENI Iman cf	3	0	0	0	0	0	0	0	0	0	0	0	0	2	0	0	0	2	1	0
PASHAEI MEHR Majid ph	1	0	0	0	0	0	0	0	0	0	0	0	0	0	0	0	0	0	0	0
FARAHIBOZORG Seyedja ss	4	0	1	0	0	0	0	0	1	0	0	0	0	1	0	0	0	1	3	2
RASSIZAD Amir rf	3	0	0	0	0	0	0	1	0	0	0	0	0	1	0	0	0	0	0	0
ARCHIN Mohammadhosse lf	3	0	0	0	0	0	0	0	0	0	0	0	0	2	0	1	0	1	0	0
GOUDARZI Mohammad 1b	3	1	0	0	0	0	0	0	0	0	0	0	0	0	0	0	0	3	1	0
BAZHVAND Amir dh	2	2	2	0	0	0	0	1	0	0	0	0	0	0	0	0	0	0	0	0
SAJADPOUR Mehran 2b	3	0	1	0	0	0	0	0	0	0	0	0	0	0	0	0	0	0	0	0
ZAHIRI POUR Ali 2b	0	0	0	0	0	0	0	0	0	0	0	0	0	0	0	0	0	0	0	0
BATENI Saeid c	0	0	0	2	0	0	0	0	0	0	0	0	2	0	0	0	0	8	0	0
RAMAZANZADEH Ahmad c	1	0	0	0	0	0	0	0	0	0	0	0	0	1	0	0	0	1	2	0
VAEZZADEH Mojtaba 3b	2	0	0	0	0	0	0	0	0	0	0	0	0	2	0	0	0	1	0	1
KHIABANI Hamed 3b	1	0	0	0	0	0	0	0	0	0	0	0	0	1	0	1	0	0	0	0
RASOULPOUR Arman p	0	0	0	0	0	0	0	0	0	0	0	0	0	0	0	0	0	0	0	0
NAKHJAVAN POUR TALEB p	0	0	0	0	0	0	0	0	0	0	0	0	0	0	0	0	0	0	1	2
SHABANI Mohammadreza p	0	0	0	0	0	0	0	0	0	0	0	0	0	0	0	0	0	0	0	0
FARAHBAKHSH KARIMABA p	0	0	0	0	0	0	0	0	0	0	0	0	0	0	0	0	0	0	0	0
TABRIZI AMJAD Abolfa p	0	0	0	0	0	0	0	0	0	0	0	0	0	0	0	0	0	1	0	0
Totals	26	3	4	2	0	0	0	2	1	0	0	0	2	10	0	2	0	18	8	5

Palestine 17

PLAYER	AB	R	H	BI	2B	3B	HR	BB	SB	CS	HP	SH	SF	SO	IBB	KL	GDP	PO	A	E
LAFI Syam ss	4	2	1	1	0	0	1	1	2	0	0	0	0	2	0	2	0	0	1	1
HALEEM Yunis p	3	1	0	0	0	0	0	2	2	0	0	0	0	1	0	1	0	0	2	0
HADDAD CHARLES 2b	2	2	1	0	0	0	0	1	0	0	1	0	0	1	0	0	0	0	1	1
GHOULEH Ahmad rf	0	1	0	0	0	0	0	1	0	0	0	0	0	0	0	0	0	0	0	1
SUBOH Tariq c	3	3	1	3	0	0	1	2	0	0	0	0	0	1	0	1	0	10	1	0
AHMAD DYLAN 3b	4	5	3	3	0	0	1	1	1	0	0	0	0	1	0	0	0	0	4	0
YASIN Rumsey 1b	4	1	4	4	0	0	0	0	0	0	0	0	1	0	0	0	0	7	0	0
JABER ADNAN 1b	0	0	0	0	0	0	0	0	0	0	0	0	0	0	0	0	0	2	0	0
ABBASI YOUSEF rf/2b	3	1	1	0	0	0	0	1	1	0	0	0	0	1	0	0	0	0	0	0
SHUBLAQ OMAR ph/2b	1	0	0	0	0	0	0	0	0	0	0	0	0	0	0	0	0	0	0	0
DOLAH Abdel raheem lf	3	0	0	0	0	0	0	0	1	0	0	0	0	2	0	1	0	0	0	0
MUSA Adam lf	1	0	0	0	0	0	0	0	0	0	0	0	0	1	0	1	0	0	0	0
ARIAS NICHOLAS lf	0	0	0	0	0	0	0	0	0	0	0	0	0	0	0	0	0	0	0	0
AMMAR Hasan cf	3	1	0	1	0	0	0	0	3	1	1	0	0	0	0	0	0	2	0	1
KHOURY Patrick cf	0	0	0	0	0	0	0	0	0	0	0	0	0	0	0	0	0	0	0	0
Totals	31	17	11	12	0	0	3	9	10	1	2	0	1	10	0	6	0	21	9	4

Iran	IP	H	R	ER	BB	SO	WP	HP	BK	IBB	SH	SF	2B	3B	HR	AB	BF	FO	GO	NP
RASOULPOUR Arman L,1-1	3.1	4	9	7	5	9	5	2	0	0	0	0	0	0	0	16	23	1	1	107
NAKHJAVAN POUR TALEB	0.2	2	3	1	3	0	0	0	0	0	0	0	0	0	0	5	8	0	2	29
SHABANI Mohammadreza	1.1	2	2	1	0	1	0	0	0	0	0	1	0	0	1	5	6	1	0	23
FARAHBAKHSH KARIMABA	0.1	2	3	3	1	0	0	0	0	0	0	0	0	0	2	3	4	1	0	16
TABRIZI AMJAD Abolfa	0.1	1	0	0	0	0	0	0	0	0	0	0	0	0	2	2	0	1	6	

Palestine	IP	H	R	ER	BB	SO	WP	HP	BK	IBB	SH	SF	2B	3B	HR	AB	BF	FO	GO	NP
HALEEM Yunis W,1-0	7.0	4	3	1	2	10	0	0	0	0	0	2	0	0	0	26	30	3	8	118

Umpires: HP- ASHAN NAGAHAWATTA (SRI), 1B- SUJEewa WIJAYANAYAKE (SRI), 2B- NIMA BAGHERINIA (IRI), 3B- ALIREZA NASROLLAH ESFAHANI (IRI), RF- FARSHAD KAZEMI (IRI), LF- JAVAD RAZZAGHI (IRI)

Scorers: PEJMAN JAVDANI SALLEH (IRI), VAHID FAEZIAN (IRI), Cindy CHAN (HKG)

TC: Jonathan Ma (USA), Peter Chen (TPE)

Start: 15:00 Time: 2:43 Attendance: 248 Weather: Sunny - 33°

## GAME SUMMARY – 12 (PLACEMENT ROUND)



### BANGLADESH - AFGHANISTAN



May 20, 2025 at Iran Baseball and Softball Association (Karaj Complex)

-----  
 Bangladesh.....636 51 - 21 11 0  
 Afghanistan.....000 00 - 0 3 11  
 -----

#### Bangladesh 21

PLAYER	AB	R	H	BI	2B	3B	HR	BB	SB	CS	HP	SH	SF	SO	IBB	KL	GDP	PO	A	E
KHAN MD.IMRAN 1b	3	4	1	0	0	0	0	2	0	1	0	0	0	1	0	1	0	7	0	0
HAQUE MD JONY lf	5	4	3	2	0	0	0	0	2	0	0	0	0	1	0	0	0	0	0	0
AHMED MD.SHAHID c	5	3	3	6	1	0	0	0	1	0	0	0	0	0	0	0	0	5	2	0
CHOWDHURY MD.ABDUS S cf	4	2	1	1	0	0	0	1	1	0	0	0	0	0	0	0	0	1	1	0
MD MOSABBERUL ss	2	3	1	1	0	0	0	1	2	0	1	0	0	0	0	0	0	1	1	0
FAIZAN MD EHSANUL HA p	0	0	0	0	0	0	0	0	0	0	0	0	0	0	0	0	0	0	3	0
HOSSAN AZGAR dh/ss	4	1	1	1	0	0	0	0	1	0	0	0	0	1	0	0	0	0	0	0
SINGHA DIBAKAR 2b	2	1	0	2	0	0	0	1	0	0	0	0	1	0	0	0	0	0	0	0
MAULA MD.GOLAM rf	2	1	0	1	0	0	0	1	1	0	0	0	0	0	0	0	0	0	0	0
KADIR ABDUL ph/rf	1	0	0	0	0	0	0	0	0	0	0	0	0	0	0	0	0	1	0	0
MD RIPAN 3b	2	1	1	0	0	0	0	1	2	0	0	0	0	0	0	0	0	0	0	0
ISLAM MD MOMINUL 3b	1	1	0	0	0	0	0	0	0	0	0	0	0	0	0	0	0	0	0	0
Totals	31	21	11	14	1	0	0	7	10	1	1	0	1	3	0	1	0	15	7	0

#### Afghanistan 0

PLAYER	AB	R	H	BI	2B	3B	HR	BB	SB	CS	HP	SH	SF	SO	IBB	KL	GDP	PO	A	E
AHMADZAI DOST MOHAMM 2b	1	0	0	0	0	0	0	0	0	0	0	0	0	0	0	0	0	1	2	0
SHINWARI SALMAN 2b	1	0	0	0	0	0	0	0	0	0	0	0	0	1	0	1	0	0	1	1
ABDUL ABDUL GHAFOR 1b	2	0	0	0	0	0	0	0	0	0	0	0	0	1	0	0	0	5	0	0
AHMADZAI AZIZ KHAN c	1	0	0	0	0	0	0	0	0	0	0	0	0	0	0	0	0	3	0	1
ATAL ALLAH MOHAMMAD c	1	0	1	0	1	0	0	0	0	0	0	0	0	0	0	0	0	1	0	2
SHINWARI MOHAMMAD AS ss	2	0	0	0	0	0	0	0	0	0	0	0	0	1	0	0	0	1	2	2
SHINWARI SADIQULLAH 3b/lf	2	0	0	0	0	0	0	0	0	0	0	0	0	0	0	0	0	0	1	2
NAJMULISLAM SHINWARI cf	2	0	1	0	1	0	0	0	0	0	0	0	0	1	0	0	0	1	0	0
ZAZAI AMIR KHAN dh	2	0	1	0	0	0	0	0	0	0	0	0	0	1	0	0	0	0	0	0
SHINWARI KIRAMAT lf/3b	2	0	0	0	0	0	0	0	0	0	0	0	0	1	0	0	0	0	1	2
SHINWARI DILAWAR rf	1	0	0	0	0	0	0	0	0	0	0	0	0	0	0	0	0	3	0	1
OSMAN SHINWARI OSMAN p	0	0	0	0	0	0	0	0	0	0	0	0	0	0	0	0	0	0	0	0
KAKAR SIRAJUDDIN p	0	0	0	0	0	0	0	0	0	0	0	0	0	0	0	0	0	0	2	0
HABIBI AHMADULLAH p	0	0	0	0	0	0	0	0	0	0	0	0	0	0	0	0	0	0	0	0
AHMADZAI TARIQ p	0	0	0	0	0	0	0	0	0	0	0	0	0	0	0	0	0	0	0	0
Totals	17	0	3	0	2	0	0	0	0	0	0	0	0	6	0	1	0	15	9	11

Bangladesh	IP	H	R	ER	BB	SO	WP	HP	BK	IBB	SH	SF	2B	3B	HR	AB	BF	FO	GO	NP
FAIZAN MD EHSANUL HA W,1-0	5.0	3	0	0	0	6	0	0	0	0	0	0	2	0	0	17	17	3	5	56

Afghanistan	IP	H	R	ER	BB	SO	WP	HP	BK	IBB	SH	SF	2B	3B	HR	AB	BF	FO	GO	NP
OSMAN SHINWARI OSMAN L,0-1	1.2	5	9	4	2	1	3	0	2	0	0	0	0	0	0	13	15	1	3	51
KAKAR SIRAJUDDIN	1.1	5	9	5	3	1	1	1	0	0	0	0	1	0	0	11	15	0	3	55
HABIBI AHMADULLAH	0.2	0	2	0	2	0	0	0	1	0	0	1	0	0	0	1	4	2	0	20
AHMADZAI TARIQ	1.1	1	1	0	0	1	1	0	0	0	0	0	0	0	0	6	6	2	1	19

Umpires: HP- ZUBAIR WATTO (PAK), 1B- ASHAN NAGAHAWATTA (SRI), 2B- ASGHAR MASOUMI (IRI),  
 3B- MOSLEM HASSANI (IRI)

Scorers: PEJMAN JAVDANI SALLEH (IRI), VAHID FAEZIAN (IRI)

TC: Jonathan Ma (USA), Peter Chen (TPE)

Start: 9:00 Time: 2:04 Attendance: 22 Weather: Sunny - 27°C

# 2025 BFA XVI West Asia Baseball Cup

## GAME SUMMARY – 13 (SEMI-FINAL)



### INDIA - PAKISTAN



May 20, 2025 at Iran Baseball and Softball Association (Karaj Complex)

-----  
 India.....100 000 0 - 1 4 10  
 Pakistan.....515 012 (X) - 14 8 3  
 -----

#### India 1

PLAYER	AB	R	H	BI	2B	3B	HR	BB	SB	CS	HP	SH	SF	SO	IBB	KL	GDP	PO	A	E
KACHRE Santosh Balu c/cf	4	0	0	0	0	0	0	0	1	0	0	0	0	1	0	0	0	1	1	1
ALI Shahbaz cf/rf	3	0	0	0	0	0	0	0	0	0	0	0	0	1	0	0	0	2	0	1
GAIKWAD Saurabh Maha p/2b	1	1	0	0	0	0	0	1	0	0	0	0	0	0	0	0	0	0	0	3
THAKUR Ishan p/p	1	0	0	0	0	0	0	0	0	0	0	0	0	1	0	0	0	0	2	1
YADAV Vivek 3b	3	0	2	1	2	0	0	0	0	0	0	0	0	1	0	0	0	0	4	1
PAWAR Divyansh ss	3	0	0	0	0	0	0	0	0	0	0	0	0	1	0	1	0	3	1	3
MORE Akshay Balasahe 2b/p/2b	3	0	0	0	0	0	0	0	0	0	0	0	0	1	0	0	0	0	1	0
LAL Vishal rf	1	0	0	0	0	0	0	0	0	0	0	0	0	0	0	0	0	1	0	0
MISHRA Samarth c	1	0	1	0	0	0	0	0	1	0	0	0	0	0	0	0	0	1	0	0
KUMAR NARENDER 1b	3	0	0	0	0	0	0	0	0	0	0	0	0	2	0	0	0	10	1	0
SINGH Sunder lf	3	0	1	0	0	0	0	0	1	0	0	0	0	1	0	0	0	0	0	0
Totals	26	1	4	1	2	0	0	1	3	0	0	0	0	9	0	1	0	18	10	10

#### Pakistan 14

PLAYER	AB	R	H	BI	2B	3B	HR	BB	SB	CS	HP	SH	SF	SO	IBB	KL	GDP	PO	A	E
HUSSAIN HUSSAIN 3b	2	4	2	2	0	0	0	2	6	0	0	0	0	0	0	0	0	0	4	0
ULLAH Abid ss	4	0	0	0	0	0	0	0	0	0	0	0	0	1	0	0	0	0	1	1
AKHTAR Saeed 1b	4	1	1	0	0	0	0	0	0	0	0	0	0	0	0	0	0	8	0	1
AKRAM WASIM cf	4	2	2	0	1	0	0	0	0	0	0	0	0	0	0	0	0	3	0	0
ULLAH IKRAM rf	2	2	1	1	0	0	0	2	0	0	0	0	0	0	0	0	0	0	0	0
NA Wahid 2b	3	2	0	0	0	0	0	1	2	0	0	0	0	0	0	0	0	2	0	0
REHAN Muhammad dh	3	1	2	1	0	0	0	0	0	0	1	0	0	0	0	0	0	0	0	0
TARIQ Muhammad lf	2	1	0	0	0	0	0	2	0	0	0	0	0	0	0	0	0	0	0	0
ABBAS Aashir c	1	1	0	0	0	0	0	1	1	0	0	0	0	1	0	0	0	3	1	0
NA Abdulraziq ph/c	2	0	0	0	0	0	0	0	0	0	0	0	0	0	0	0	0	4	1	1
HARIS MUHAMMAD p	0	0	0	0	0	0	0	0	0	0	0	0	0	0	0	0	0	0	1	0
SHAH Syed Muhib p	0	0	0	0	0	0	0	0	0	0	0	0	0	0	0	0	0	1	0	0
SHAH Hussain Imam p	0	0	0	0	0	0	0	0	0	0	0	0	0	0	0	0	0	0	0	0
Totals	27	14	8	5	2	0	0	8	9	0	1	0	0	2	0	0	0	21	8	3

India	IP	H	R	ER	BB	SO	WP	HP	BK	IBB	SH	SF	2B	3B	HR	AB	BF	FO	GO	NP
GAIKWAD Saurabh Maha L,0-1	0.1	2	5	1	1	0	1	0	0	0	0	0	0	0	0	6	7	1	1	26
MORE Akshay Balasahe	3.2	3	6	5	5	2	3	1	0	0	0	0	0	0	13	19	2	5	80	
THAKUR Ishan	2.0	3	3	2	2	0	0	0	0	0	0	0	2	0	0	8	10	1	4	40

Pakistan	IP	H	R	ER	BB	SO	WP	HP	BK	IBB	SH	SF	2B	3B	HR	AB	BF	FO	GO	NP
HARIS MUHAMMAD	4.1	3	1	1	1	4	0	0	0	0	0	0	1	0	0	17	18	4	5	64
SHAH Syed Muhib W,2-0	1.2	1	0	0	0	2	0	0	0	0	0	0	1	0	0	6	6	3	0	14
SHAH Hussain Imam	1.0	0	0	0	0	3	0	0	0	0	0	0	0	0	0	3	4	0	0	18

Umpires: HP- NIMA BAGHERINIA (IRI), 1B- MOHAMMAD HOSSEIN SHAH MAHMOUDI, 2B-ALIREZA NASROLLAH ESFAHANI (IRI)  
 3B- FARSHAD KAZEMI (IRI), RF- SEYED OMID EMAMZADEH (IRI), LF- MOHSEN SAEEDI (IRI)  
 Scorers: PEJMAN JAVDANI SALLEH (IRI), VAHID FAEZIAN (IRI)  
 TC: Jonathan Ma (USA), Roger Tsai (TPE)  
 Start: 14:00 Time: 2:34 Attendance: 57 Weather: Sunny - 34°

## INDIVIDUAL LEADERS SUMMARY (INCLUDING GAMES 1-13)

### BATTING LEADERS

#### BATTING AVERAGE (min 2.7 PA/G)

1. AHMMED MD.SHAHID, BAN	.667
2. YASIN Rumsey K. A., PLE	.625
3. Chinthaka Indunil, SRI	.583
4. REHAN Muhammad, PAK	.556
5. AHMAD DYLAN, PLE	.500
- HADDAD CHARLES G., PLE	.500
7. More Akshay Balasa, IND	.467
8. ABBASI YOUSEF, PLE	.462
9. AHMADZAI AZIZ KHAN, AFG	.455

#### SLUGGING PCT (min 2.7 PA/G)

1. AHMMED MD.SHAHID, BAN	.933
2. Chinthaka Indunil, SRI	.917
3. HADDAD CHARLES G., PLE	.833
4. AHMAD DYLAN, PLE	.813
5. SUBOH Tariq E. M., PLE	.786
6. More Akshay Balasa, IND	.733
7. ABBASI YOUSEF, PLE	.692
8. LAFI Syam, PLE	.688
9. REHAN Muhammad, PAK	.667

#### ON BASE PCT (min 2.7 PA/G)

1. AHMMED MD.SHAHID, BAN	.688
2. Chinthaka Indunil, SRI	.667
- REHAN Muhammad, PAK	.667
4. HADDAD CHARLES G., PLE	.625
5. YASIN Rumsey K. A., PLE	.588
6. HUSSAIN MUHAMMAD, PAK	.556
7. AHMAD DYLAN, PLE	.529
8. 5 Tied at	.500

#### RUNS

1. LAFI Syam, PLE	8
2. AHMAD DYLAN, PLE	7
- AMMAR Hasan, PLE	7
- HADDAD CHARLES G., PLE	7
- HALEEM Yunis S. R., PLE	7
- KHAN MD.IMRAN, BAN	7
- SUBOH Tariq E. M., PLE	7
8. 4 Tied at	6

#### HITS

1. AHMMED MD.SHAHID, BAN	10
- YASIN Rumsey K. A., PLE	10
3. AHMAD DYLAN, PLE	8
4. AMMAR Hasan, PLE	7
- Chinthaka Indunil, SRI	7
- More Akshay Balasa, IND	7
7. 3 Tied at	6

#### RBI

1. AHMAD DYLAN, PLE	8
- YASIN Rumsey K. A., PLE	8
3. AHMMED MD.SHAHID, BAN	7
- HADDAD CHARLES G., PLE	6
5. Chinthaka Indunil, SRI	6
- HAQUE MD JONY, BAN	6
7. Yadav Vivek, IND	5
8. 4 Tied at	4

#### DOUBLES

1. AHMMED MD.SHAHID, BAN	4
2. Yadav Vivek, IND	3
3. Chinthaka Indunil, SRI	2
- HAQUE MD JONY, BAN	2
- LAFI Syam, PLE	2
- Lakal Himsara Rand, SRI	2
7. 25 Tied at	1

#### TRIPLES

1. ABBASI YOUSEF, PLE	1
- AHMAD DYLAN, PLE	1
- Chinthaka Indunil, SRI	1
- FAIZAN MD EHSANUL, BAN	1
- MUSA Adam M. I., PLE	1
- Pawar Divyansh, IND	1

#### HOMERUNS

1. SUBOH Tariq E. M., PLE	2
2. AHMAD DYLAN, PLE	1
- AMMAR Hasan, PLE	1
- BATENI Saeid, IRI	1
- Gaikwad Saurabh Ma, IND	1
- HADDAD CHARLES G., PLE	1
- LAFI Syam, PLE	1
- More Akshay Balasa, IND	1
- Yadav Vivek, IND	1

#### TOTAL BASES

1. AHMMED MD.SHAHID, BAN	14
2. AHMAD DYLAN, PLE	13
3. Chinthaka Indunil, SRI	11
- LAFI Syam, PLE	11
- More Akshay Balasa, IND	11
- SUBOH Tariq E. M., PLE	11
7. 3 Tied at	10

#### WALKS

1. HALEEM Yunis S. R., PLE	6
2. LAFI Syam, PLE	4
- NA Wahid, PAK	4
- SUBOH Tariq E. M., PLE	4
5. 8 Tied at	3

#### HIT BY PITCH

1. Naweem Anuradaha K, SRI	2
2. 13 Tied at	1

#### SACRIFICE HITS

1. Chinthaka Indunil, SRI	2
2. ABBASI YOUSEF, PLE	1
- Amila Pushpa Kumar, SRI	1
- HOSSAN AZGAR, BAN	1
- Iresh Kosala Pilad, SRI	1
- NAJMULISLAM SHINWA, AFG	1
- Ranjan Kumara Guru, SRI	1
- SHINWARI MOHAMMAD, AFG	1
- ULLAH Abid, PAK	1

#### SACRIFICE FLY

1. BATENI Saeid, IRI	2
2. AKHTAR Saeed, PAK	1
- HALEEM Yunis S. R., PLE	1
- SINGHA DIBAKAR, BAN	1
- YASIN Rumsey K. A., PLE	1

#### STOLEN BASES

1. HUSSAIN HUSSAIN, PAK	8
2. AMMAR Hasan, PLE	7
3. HALEEM Yunis S. R., PLE	6
- NA Wahid, PAK	6
5. ABBASI YOUSEF, PLE	5
- AKHTAR Saeed, PAK	5
- LAFI Syam, PLE	5
8. 6 Tied at	4

#### PLATE APPEARANCES

1. HALEEM Yunis S. R., PLE	20
- LAFI Syam, PLE	20
3. Amila Pushpa Kumar, SRI	19
- SUBOH Tariq E. M., PLE	19
5. Kachre Santosh Bal, IND	18
6. 6 Tied at	17

#### AT BATS

1. Kachre Santosh Bal, IND	18
2. AHMAD DYLAN, PLE	16
- AMMAR Hasan, PLE	16
- HAQUE MD JONY, BAN	16
- LAFI Syam, PLE	16
- Yadav Vivek, IND	16
- YASIN Rumsey K. A., PLE	16

#### CAUGHT STEALING

1. LAFI Syam, PLE	2
- REHAN Muhammad, PAK	2
3. 13 Tied at	1

#### STRIKEOUTS

1. ABDUL ABDUL GHAFUO, AFG	7
- KUMAR NARENDER, IND	7
- SHINWARI MOHAMMAD, AFG	7
4. AHMAD DYLAN, PLE	6
- LAFI Syam, PLE	6
- SINGHA DIBAKAR, BAN	6
7. 6 Tied at	5

#### STRIKEOUTS LOOKING

1. SINGHA DIBAKAR, BAN	4
2. Naweem Anuradaha K, SRI	3
- Singh Sunder, IND	3
4. 16 Tied at	2

#### GDP

1. ABBAS Aashir, PAK	1
- ABDUL ABDUL GHAFUO, AFG	1
- AHMAD DYLAN, PLE	1
- AHMADZAI DOST MOHA, AFG	1
- Iresh Kosala Pilad, SRI	1

## INDIVIDUAL LEADERS SUMMARY

(INCLUDING GAMES 1-13)

### PITCHING LEADERS

#### EARNED RUN AVG (min 1.7 IP/G)

1. POWRES DAVID, PLE	0.00
2. HARIS MUHAMMAD, PAK	0.79
3. SHAH Syed Muhib, PAK	1.23
4. HALEEM Yunis S. R., PLE	1.29
5. Sandeesh Chanod M, SRI	1.42
6. Sasika Dulshan Jay, SRI	2.89
7. FAIZAN MD EHSANUL, BAN	2.92
8. Thakur Ishan, IND	3.18
9. More Akshay Balasa, IND	3.31

#### STRIKEOUTS

1. More Akshay Balasa, IND	24
2. Sandeesh Chanod M, SRI	21
3. HARIS MUHAMMAD, PAK	19
4. RASOULPOUR Arman, IRI	16
- Thakur Ishan, IND	16
6. POWRES DAVID, PLE	15
7. FAIZAN MD EHSANUL, BAN	13
8. Sasika Dulshan Jay, SRI	12
9. HALEEM Yunis S. R., PLE	10

#### GAMES

1. AHMADZAI TARIQ, AFG	4
2. 8 Tied at	3

#### SHUTOUTS

1. FAIZAN MD EHSANUL, BAN	1
- Sasika Dulshan Jay, SRI	1

#### LOSSES

1. AHMADZAI TARIQ, AFG	2
- CHOWDHURY MD.ABDUS, BAN	2
3. 9 Tied at	1

#### HIT BY PITCH

1. RASOULPOUR Arman, IRI	3
2. CHOWDHURY MD.ABDUS, BAN	2
3. 10 Tied at	1

#### RUNS ALLOWED

1. KAKAR SIRAJUDDIN, AFG	22
2. OSMAN SHINWARI OSM, AFG	19
3. AHMADZAI TARIQ, AFG	13
4. More Akshay Balasa, IND	11
5. MD MOSABBERUL, BAN	10
- RASOULPOUR Arman, IRI	10
7. CHOWDHURY MD.ABDUS, BAN	9
- Isuru Dhananjaya G, SRI	9
- Thakur Ishan, IND	9
10. 6 Tied at	6

#### OPPOSING AVG (min 1.7 IP/G)

1. POWRES DAVID, PLE	.065
2. HARIS MUHAMMAD, PAK	.143
3. HALEEM Yunis S. R., PLE	.154
4. Thakur Ishan, IND	.171
5. More Akshay Balasa, IND	.190
6. CHOWDHURY MD.ABDUS, BAN	.194
7. RASOULPOUR Arman, IRI	.222
8. Sasika Dulshan Jay, SRI	.229
9. Sandeesh Chanod M, SRI	.231

#### WINS

1. BABA Paul, PLE	2
- Sasika Dulshan Jay, SRI	2
- SHAH Syed Muhib, PAK	2
4. 6 Tied at	1

#### GAMES STARTED

1. FAIZAN MD EHSANUL, BAN	2
- HARIS MUHAMMAD, PAK	2
- OSMAN SHINWARI OSM, AFG	2
- Thakur Ishan, IND	2

#### SACRIFICE HITS AGAINST

1. OSMAN SHINWARI OSM, AFG	3
2. More Akshay Balasa, IND	2
3. BABA Paul, PLE	1
- CHAHBEJARI Kaveh, IRI	1
- NAKHJAVAN POUR TAL, IRI	1
- SHUBLAQ OMAR, PLE	1
- Thakur Ishan, IND	1

#### WILD PITCHES

1. More Akshay Balasa, IND	7
2. RASOULPOUR Arman, IRI	6
3. AHMADZAI TARIQ, AFG	4
- KAKAR SIRAJUDDIN, AFG	4
- MOMAND MATIULLAH, AFG	4
- OSMAN SHINWARI OSM, AFG	4
7. Thakur Ishan, IND	3
8. CHOWDHURY MD.ABDUS, BAN	2
- Sandeesh Chanod M, SRI	2

#### INTENTIONAL WALKS

SHOKATSADRI Pejman, IRI	2
-------------------------	---

#### EARNED RUNS (min 1.7 IP/G)

1. POWRES DAVID, PLE	0
2. HALEEM Yunis S. R., PLE	1
- HARIS MUHAMMAD, PAK	1
- SHAH Syed Muhib, PAK	1
5. Sandeesh Chanod M, SRI	2
6. Sasika Dulshan Jay, SRI	3
7. FAIZAN MD EHSANUL, BAN	4
- Thakur Ishan, IND	4
9. CHOWDHURY MD.ABDUS, BAN	5

#### INNINGS PITCHED

1. More Akshay Balasa, IND	16.1
2. Sandeesh Chanod M, SRI	12.2
3. FAIZAN MD EHSANUL, BAN	12.1
4. HARIS MUHAMMAD, PAK	11.1
- Thakur Ishan, IND	11.1
6. Sasika Dulshan Jay, SRI	9.1
7. POWRES DAVID, PLE	9.0
8. CHOWDHURY MD.ABDUS, BAN	8.1
9. 1 Tied at	8.0

#### SAVES

Yasaruan Kanchana, SRI	1
------------------------	---

#### COMPLETE GAMES

1. FAIZAN MD EHSANUL, BAN	1
- HALEEM Yunis S. R., PLE	1
- POWRES DAVID, PLE	1
- Sasika Dulshan Jay, SRI	1

#### SACRIFICE FLIES AGAINST

1. HALEEM Yunis S. R., PLE	2
2. HABIBI AHMADULLAH, AFG	1
- MOMAND MATIULLAH, AFG	1
- SHABANI Mohammadre, IRI	1
- SHOKATSADRI Pejman, IRI	1

#### BALKS

1. OSMAN SHINWARI OSM, AFG	3
2. Gaikwad Saurabh Ma, IND	1
- HABIBI AHMADULLAH, AFG	1
- ZAKERIN POUR Shahi, IRI	1

#### HITS ALLOWED

1. AHMADZAI TARIQ, AFG	17
2. FAIZAN MD EHSANUL, BAN	16
3. OSMAN SHINWARI OSM, AFG	15
4. KAKAR SIRAJUDDIN, AFG	14
5. Isuru Dhananjaya G, SRI	13
6. Sandeesh Chanod M, SRI	12
7. More Akshay Balasa, IND	11
8. MOMAND MATIULLAH, AFG	9
- NAKHJAVAN POUR TAL, IRI	9
10. 2 Tied at	8

#### WALKS ALLOWED (min 1.7 IP/G)

1. Sasika Dulshan Jay, SRI	0
2. HARIS MUHAMMAD, PAK	1
- POWRES DAVID, PLE	1
- SHAH Syed Muhib, PAK	1
5. AHMADZAI TARIQ, AFG	2
- HALEEM Yunis S. R., PLE	2
7. FAIZAN MD EHSANUL, BAN	3
8. Sandeesh Chanod M, SRI	4
- Thakur Ishan, IND	4
10. 2 Tied at	6

## INDIVIDUAL LEADERS SUMMARY

(INCLUDING GAMES 1-13)

### FIELDING LEADERS

#### PUTOUTS

1. SUBOH Tariq E. M., PLE	39
2. ABDUL ABDUL GHAFUO, AFG	31
3. KHAN MD.IMRAN, BAN	30
- Pushpasiri Hemanth, SRI	30
5. KUMAR NARENDER, IND	28
6. YASIN Rumsey K. A., PLE	25
7. ABBAS Aashir, PAK	24
8. Kachre Santosh Bal, IND	23
9. Mishra Samarth, IND	22
10. 2 Tied at	21

#### ASSISTS

1. Yadav Vivek, IND	14
2. AHMADZAI DOST MOHA, AFG	12
- HALEEM Yunis S. R., PLE	12
4. SHINWARI SADIQULLA, AFG	10
5. Iresh Kosala Pilad, SRI	8
- NA Wahid, PAK	8
- Pawar Divyansh, IND	8
8. 4 Tied at	7

#### ERRORS

1. SHINWARI SADIQULLA, AFG	5
2. Pawar Divyansh, IND	4
- SHINWARI KIRAMAT, AFG	4
- SHINWARI MOHAMMAD, AFG	4
- VAEZZADEH Mojtaba, IRI	4
6. 8 Tied at	3

#### CAUGHT STEALING

1. AHMADZAI AZIZ KHAN, AFG	3
- AHMMED MD.SHAHID, BAN	3
3. Kachre Santosh Bal, IND	2
- Pushpasiri Hemanth, SRI	2
5. 7 Tied at	1

## TEAM'S STATS RANKING (INCLUDING GAMES 1-13)

### BATTING

TEAM	AVG	G	AB	R	H	2B	3B	HR	RBI	TB	SLG%	BB	HP	SO	GDP	OB%	SF	SH	SB-ATT
Palestine	.389	4	139	56	54	6	3	6	42	84	.604	23	3	37	1	.479	2	1	28-32
Bangladesh	.286	4	119	33	34	6	1	0	23	42	.353	10	2	34	0	.348	1	1	15-17
Pakistan	.282	3	85	38	24	4	0	0	20	28	.329	21	1	8	1	.426	1	1	32-35
Sri Lanka	.268	4	123	32	33	7	1	0	20	42	.341	22	4	29	1	.396	0	5	21-23
India	.228	4	136	17	31	7	1	3	13	49	.360	7	0	40	0	.266	0	0	14-16
Afghanistan	.212	4	104	17	22	7	0	0	8	29	.279	10	2	41	2	.293	0	2	7-10
Iran	.209	3	91	10	19	3	0	1	8	25	.275	8	3	35	0	.288	2	0	6-7
TOTALS	.272	13	797	203	217	40	6	10	134	299	.375	101	15	224	5	.362	6	10	123-140

### PITCHING

TEAM	ERA	W-L	SV	IP	GS	CG	SHO	H	R	ER	BB	SO	2B	3B	HR	AB	B/Avg	WP	HP	BKIBB	SHA	SFA
Pakistan	1.29	3-0	0	21.0	3	0	0	16	7	3	2	33	2	1	0	83	.193	1	1	0	0	0
Palestine	1.74	4-0	0	31.0	4	2	0	18	16	6	16	41	5	0	0	110	.164	2	1	0	0	2
India	3.09	2-2	0	32.0	4	0	0	22	26	11	18	47	3	1	0	118	.186	11	3	1	0	3
Sri Lanka	3.77	2-2	1	31.0	4	1	1	38	20	13	8	42	8	2	0	128	.297	4	1	0	0	0
Bangladesh	7.01	1-3	0	25.2	4	1	1	36	35	20	18	21	10	1	1	118	.305	5	4	0	0	0
Iran	9.43	1-2	0	21.0	3	0	0	32	37	22	17	25	5	0	3	99	.323	7	3	1	2	2
Afghanistan	14.67	0-4	0	27.0	4	0	0	55	62	44	22	15	7	1	6	141	.390	16	2	4	0	3
TOTALS	5.68	13-13	1	188.2	26	4	2	217	203	119	101	224	40	6	10	797	.272	46	15	6	2	10

### DEFENSE

TEAM	C	PO	A	E	DP	FLD%	CSB	SBA	SBA%	CI	PB
Palestine	150	93	40	17	4	.887	2	13	.867	0	0
Bangladesh	123	77	35	11	3	.911	3	19	.864	0	0
Pakistan	97	63	26	8	0	.918	1	5	.833	1	0
Sri Lanka	145	93	42	10	2	.931	2	11	.846	0	0
India	161	96	45	20	2	.876	3	25	.893	0	2
Afghanistan	148	81	44	23	0	.845	4	25	.862	0	1
Iran	109	63	28	18	0	.835	2	25	.926	0	4
TOTALS	933	566	260	107	11	.885	17	123	.879	1	7

## TEAM'S STATS (INCLUDING GAMES 1-13)



### AFGHANISTAN

### AFG

(All Games, Sorted by Batting Avg)

Record: Tournament: 0-4

#	PLAYER	AVG	GP-GS	AB	R	H	2B	3B	HR	RBI	TB	SLG%	BB	HP	SO	GDP	OB%	SF	SH	SB-ATT
79	ATAL ALLAH MOHAMMA	1.000	1-0	1	0	1	1	0	0	0	2	2.000	0	0	0	0	1.000	0	0	0-0
55	AHMADZAI AZIZ KHAN	.455	4-4	11	2	5	0	0	0	1	5	.455	1	0	3	0	.500	0	0	1-2
29	ZAZAI AMIR KHAN	.375	3-3	8	2	3	1	0	0	0	4	.500	0	0	3	0	.375	0	0	0-0
8	HABIBI AHMADULLAH	.286	3-2	7	0	2	0	0	0	0	2	.286	1	0	4	0	.375	0	0	0-0
17	SHINWARI MOHAMMAD	.250	4-4	12	2	3	0	0	0	2	3	.250	1	0	7	0	.308	0	1	0-1
10	SHINWARI DILAWAR	.200	4-4	10	1	2	1	0	0	1	3	.300	1	0	3	0	.273	0	0	1-1
30	AHMADZAI DOST MOHA	.167	4-4	12	1	2	0	0	0	1	2	.167	1	1	3	1	.286	0	0	1-1
20	SHINWARI KIRAMAT	.143	3-3	7	1	1	1	0	0	2	2	.286	1	0	5	0	.250	0	0	1-1
7	SHINWARI SADIQULLA	.100	4-4	10	3	1	1	0	0	0	2	.200	2	1	2	0	.308	0	0	0-0
12	NAJMULISLAM SHINWA	.091	4-4	11	3	1	1	0	0	0	2	.182	1	0	2	0	.167	0	1	3-4
3	ABDUL ABDUL GHAAFOO	.077	4-4	13	2	1	1	0	0	1	2	.154	1	0	7	1	.143	0	0	0-0
9	SHINWARI SALMAN	.000	1-0	1	0	0	0	0	0	0	0	.000	0	0	1	0	.000	0	0	0-0
45	ZALAND USMAN GHANI	.000	1-0	1	0	0	0	0	0	0	0	.000	0	0	1	0	.000	0	0	0-0
Totals		.212		104	17	22	7	0	0	8	29	.279	10	2	41	2	.293	0	2	7-10
Opponents		.390		141	62	55	7	1	6	48	82	.582	22	2	15	0	.473	2	3	25-29

(All Games, Sorted by Earned Run Avg)

#	PLAYER	ERA	W-L	SV	IP	G	GS	CG	SHO	H	R	ER	BB	SO	2B	3B	HR	AB	B/Avg	WP	HP	BK	IBB	SHA	SFA
8	HABIBI AHMADULLAH	0.00	0-0	0	0.2	1	0	0	0	0	2	0	2	0	0	0	0	1	.000	0	0	1	0	0	1
5	OSMAN SHINWARI OSM	13.50	0-1	0	8.0	3	2	0	0	15	19	12	6	6	1	1	1	39	.385	4	1	3	0	3	0
19	AHMADZAI TARIQ	13.50	0-2	0	8.0	4	1	0	0	17	13	12	2	4	3	0	3	41	.415	4	0	0	0	0	0
56	KAKAR SIRAJUDDIN	17.18	0-1	0	7.1	3	1	0	0	14	22	14	10	3	2	0	1	43	.326	4	1	0	0	0	0
81	MOMAND MATIULLAH	18.00	0-0	0	3.0	2	0	0	0	9	6	6	2	2	1	0	1	17	.529	4	0	0	0	0	1
Totals		14.67	0-4	0	27.0	4	4	0	0	55	62	44	22	15	7	1	6	141	.390	16	2	4	0	3	2
Opponents		2.17	4-0	1	29.0	4	4	1	1	22	17	7	10	41	7	0	0	104	.212	5	2	0	0	2	0

(All Games, Sorted by Fielding Pct)

#	PLAYER	C	PO	A	E	DP	FLD%	CSB	SBA	SBA%	CI	PB
12	NAJMULISLAM SHINWA	5	5	0	0	0	1.000	0	0	0	0	0
56	KAKAR SIRAJUDDIN	4	0	4	0	0	1.000	1	0	.000	0	0
5	OSMAN SHINWARI OSM	2	0	2	0	0	1.000	0	1	1.000	0	0
29	ZAZAI AMIR KHAN	1	1	0	0	0	1.000	0	0	0	0	0
19	AHMADZAI TARIQ	1	0	1	0	0	1.000	0	0	0	0	0
55	AHMADZAI AZIZ KHAN	20	15	4	1	0	.950	3	20	.870	0	1
30	AHMADZAI DOST MOHA	20	7	12	1	0	.950	0	0	0	0	0
3	ABDUL ABDUL GHAAFOO	34	31	1	2	0	.941	0	0	0	0	0
10	SHINWARI DILAWAR	10	7	1	2	0	.800	0	0	0	0	0
17	SHINWARI MOHAMMAD	16	8	4	4	0	.750	0	0	0	0	0
8	HABIBI AHMADULLAH	4	3	0	1	0	.750	0	0	0	0	0
7	SHINWARI SADIQULLA	15	0	10	5	0	.667	0	0	0	0	0
20	SHINWARI KIRAMAT	11	3	4	4	0	.636	0	0	0	0	0
9	SHINWARI SALMAN	2	0	1	1	0	.500	0	0	0	0	0
79	ATAL ALLAH MOHAMMA	3	1	0	2	0	.333	0	4	1.000	0	0
Totals		148	81	44	23	0	.845	4	25	.862	0	1
Opponents		135	87	39	9	4	.933	3	7	.700	0	0

## TEAM'S STATS (INCLUDING GAMES 1-13)



### BANGLADESH

### BAN

(All Games, Sorted by Batting Avg)

Record: Tournament: 1-3

#	PLAYER	AVG	GP-GS	AB	R	H	2B	3B	HR	RBI	TB	SLG%	BB	HP	SO	GDP	OB%	SF	SH	SB-ATT
22	AHMED MD.SHAHID	.667	4-4	15	6	10	4	0	0	7	14	.933	1	0	2	0	.688	0	0	4-4
17	KHAN MD.IMRAN	.385	4-4	13	7	5	0	0	0	0	5	.385	3	0	4	0	.500	0	0	1-2
5	HAQUE MD JONY	.375	4-4	16	5	6	2	0	0	6	8	.500	0	0	5	0	.375	0	0	2-2
30	MD RIPAN	.333	4-4	9	3	3	0	0	0	0	3	.333	1	0	2	0	.400	0	0	2-2
11	MD MOSABBERUL	.231	4-4	13	4	3	0	0	0	2	3	.231	1	1	4	0	.333	0	0	3-3
8	CHOWDHURY MD.ABDUS	.200	4-4	15	3	3	0	0	0	1	3	.200	1	0	3	0	.250	0	0	1-1
18	FAIZAN MD EHSANUL	.200	3-2	5	0	1	0	1	0	0	3	.600	1	0	1	0	.333	0	0	0-1
66	HOSSAN AZGAR	.167	4-3	12	1	2	0	0	0	2	2	.167	0	0	4	0	.167	0	1	1-1
86	MAULA MD.GOLAM	.125	4-4	8	2	1	0	0	0	3	1	.125	1	1	3	0	.300	0	0	1-1
16	ISLAM MD MOMINUL	.000	2-0	2	1	0	0	0	0	0	0	.000	0	0	0	0	.000	0	0	0-0
27	SINGHA DIBAKAR	.000	4-3	9	1	0	0	0	0	2	0	.000	1	0	6	0	.091	1	0	0-0
75	KADIR ABDUL	.000	2-0	2	0	0	0	0	0	0	0	.000	0	0	0	0	.000	0	0	0-0
Totals		.286		119	33	34	6	1	0	23	42	.353	10	2	34	0	.348	1	1	15-17
Opponents		.305		118	35	36	10	1	1	21	51	.432	18	4	21	1	.414	0	0	19-22

(All Games, Sorted by Earned Run Avg)

#	PLAYER	ERA	W-L	SV	IP	G	GS	CG	SHO	H	R	ER	BB	SO	2B	3B	HR	AB	B/Avg	WP	HP	BK	IBB	SHA	SFA
18	FAIZAN MD EHSANUL	2.92	1-0	0	12.1	2	2	1	1	16	6	4	3	13	5	0	1	54	.296	0	1	0	0	0	0
8	CHOWDHURY MD.ABDUS	5.40	0-2	0	8.1	3	1	0	0	6	9	5	7	7	1	0	0	31	.194	2	2	0	0	0	0
22	AHMED MD.SHAHID	9.00	0-0	0	1.0	1	0	0	0	2	4	1	2	0	1	0	0	7	.286	1	1	0	0	0	0
66	HOSSAN AZGAR	18.00	0-1	0	1.0	1	0	0	0	4	6	2	2	0	0	0	0	8	.500	1	0	0	0	0	0
11	MD MOSABBERUL	24.00	0-0	0	3.0	2	0	0	0	8	10	8	4	1	3	1	0	18	.444	1	0	0	0	0	0
Totals		7.01	1-3	0	25.2	4	4	1	1	36	35	20	18	21	10	1	1	118	.305	5	4	0	0	0	0
Opponents		4.85	3-1	0	26.0	4	4	1	1	34	33	14	10	34	6	1	0	119	.286	8	2	3	0	1	1

(All Games, Sorted by Fielding Pct)

#	PLAYER	C	PO	A	E	DP	FLD%	CSB	SBA	SBA%	CI	PB
17	KHAN MD.IMRAN	31	30	1	0	3	1.000	0	0	0	0	0
8	CHOWDHURY MD.ABDUS	13	6	7	0	1	1.000	0	0	0	0	0
75	KADIR ABDUL	1	1	0	0	0	1.000	0	0	0	0	0
22	AHMED MD.SHAHID	30	21	7	2	2	.933	3	17	.850	0	0
18	FAIZAN MD EHSANUL	11	4	6	1	0	.909	0	1	1.000	0	0
11	MD MOSABBERUL	14	8	4	2	0	.857	0	1	1.000	0	0
66	HOSSAN AZGAR	5	2	2	1	0	.800	0	0	0	0	0
5	HAQUE MD JONY	9	3	4	2	1	.778	0	0	0	0	0
86	MAULA MD.GOLAM	3	2	0	1	0	.667	0	0	0	0	0
30	MD RIPAN	3	0	2	1	1	.667	0	0	0	0	0
27	SINGHA DIBAKAR	3	0	2	1	0	.667	0	0	0	0	0
Totals		123	77	35	11	3	.911	3	19	.864	0	0
Opponents		133	78	35	20	0	.85	2	15	.882	0	0

## TEAM'S STATS (INCLUDING GAMES 1-13)



### INDIA

### IND

(All Games, Sorted by Batting Avg)

Record: Tournament: 2-2

#	PLAYER	AVG	GP-GS	AB	R	H	2B	3B	HR	RBI	TB	SLG%	BB	HP	SO	GDP	OB%	SF	SH	SB-ATT
8	More Akshay Balasa	.467	4-4	15	2	7	1	0	1	3	11	.733	0	0	4	0	.467	0	0	1-1
6	Lal Vishal	.385	4-4	13	2	5	1	0	0	0	6	.462	0	0	2	0	.385	0	0	1-1
3	Pawar Divyansh	.333	4-4	15	5	5	1	1	0	0	8	.533	2	0	4	0	.412	0	0	4-5
4	KUMAR NARENDER	.286	4-4	14	1	4	1	0	0	2	5	.357	2	0	7	0	.375	0	0	0-0
1	Yadav Vivek	.250	4-4	16	2	4	3	0	1	5	10	.625	1	0	3	0	.294	0	0	1-1
17	Gaikwad Saurabh Ma	.200	4-3	10	2	2	0	0	1	1	5	.500	2	0	3	0	.333	0	0	0-0
2	Mishra Samarth	.125	4-3	8	0	1	0	0	0	0	1	.125	0	0	3	0	.125	0	0	1-1
20	Ali Shahbaz	.100	4-2	10	1	1	0	0	0	1	1	.100	0	0	5	0	.100	0	0	1-1
11	Singh Sunder	.091	4-2	11	0	1	0	0	0	0	1	.91	0	0	5	0	.091	0	0	1-1
19	Kachre Santosh Bal	.056	4-4	18	2	1	0	0	0	1	1	.56	0	0	3	0	.056	0	0	4-5
44	Thakur Ishan	.000	3-2	5	0	0	0	0	0	0	0	.000	0	0	1	0	.000	0	0	0-0
62	Pallichinte Purakk	.000	1-0	1	0	0	0	0	0	0	0	.000	0	0	0	0	.000	0	0	0-0
Totals		.228		136	17	31	7	1	3	13	49	.360	7	0	40	0	.266	0	0	14-16
Opponents		.186		118	26	22	3	1	0	12	27	.229	18	3	47	1	.309	0	3	25-28

(All Games, Sorted by Earned Run Avg)

#	PLAYER	ERA	W-L	SV	IP	G	GS	CG	SHO	H	R	ER	BB	SO	2B	3B	HR	AB	B/Avg	WP	HP	BK	IBB	SHA	SFA
62	Pallichinte Purakk	0.00	0-0	0	0.0	1	0	0	0	0	0	0	2	0	0	0	0	0	.000	0	0	0	0	0	0
17	Gaikwad Saurabh Ma	2.08	0-1	0	4.1	3	1	0	0	4	6	1	3	7	0	0	0	19	.211	1	1	1	0	0	0
44	Thakur Ishan	3.18	1-0	0	11.1	3	2	0	0	7	9	4	4	16	3	0	0	41	.171	3	1	0	0	1	0
8	More Akshay Balasa	3.31	1-1	0	16.1	3	1	0	0	11	11	6	9	24	0	1	0	58	.190	7	1	0	0	2	0
Totals		3.09	2-2	0	32.0	4	4	0	0	22	26	11	18	47	3	1	0	118	.186	11	3	1	0	3	0
Opponents		3.27	2-2	0	33.0	4	4	1	0	31	17	12	7	40	7	1	3	136	.228	3	0	0	0	0	0

(All Games, Sorted by Fielding Pct)

#	PLAYER	C	PO	A	E	DP	FLD%	CSB	SBA	SBA%	CI	PB
6	Lal Vishal	2	2	0	0	0	1.000	0	0	0	0	0
2	Mishra Samarth	24	22	1	1	0	.958	0	14	1.000	0	1
19	Kachre Santosh Bal	29	23	4	2	1	.931	2	10	.833	0	1
4	KUMAR NARENDER	33	28	2	3	1	.909	0	0	0	0	0
1	Yadav Vivek	20	4	14	2	0	.900	0	0	0	0	0
44	Thakur Ishan	8	0	7	1	0	.875	0	0	0	0	0
8	More Akshay Balasa	8	1	6	1	0	.875	1	0	.000	0	0
11	Singh Sunder	10	8	0	2	1	.800	0	0	0	0	0
3	Pawar Divyansh	16	4	8	4	1	.750	0	0	0	0	0
20	Ali Shahbaz	4	3	0	1	0	.750	0	0	0	0	0
17	Gaikwad Saurabh Ma	7	1	3	3	0	.571	0	1	1.000	0	0
Totals		161	96	45	20	2	.876	3	25	.893	0	2
Opponents		155	99	43	13	0	.916	2	14	.875	1	0

## TEAM'S STATS (INCLUDING GAMES 1-13)



### IRAN

### IRI

(All Games, Sorted by Batting Avg)

Record: Tournament: 1-2

#	PLAYER	AVG	GP-GS	AB	R	H	2B	3B	HR	RBI	TB	SLG%	BB	HP	SO	GDP	OB%	SF	SH	SB-ATT
25	BATENI Saeid	.500	3-3	4	1	2	0	0	1	3	5	1.250	1	0	2	0	.429	2	0	0-0
22	ARCHIN Mohammadhos	.400	3-3	10	0	4	1	0	0	2	5	.500	1	1	3	0	.500	0	0	1-1
45	Bazhvand Amir	.400	2-2	5	2	2	0	0	0	0	2	.400	1	0	1	0	.500	0	0	0-0
35	RASSIZAD Amir	.273	3-3	11	3	3	1	0	0	1	4	.364	2	0	2	0	.385	0	0	1-1
40	GOUDARZI Mohammad	.200	3-3	10	2	2	1	0	0	1	3	.300	0	0	2	0	.200	0	0	1-1
27	FARAHIBOZORG Seyed	.200	3-3	10	1	2	0	0	0	0	2	.200	1	1	3	0	.333	0	0	2-2
2	KHIABANI Hamed	.200	3-1	5	0	1	0	0	0	0	1	.200	0	0	3	0	.200	0	0	0-0
12	NAKHJAVAN POUR TAL	.200	2-1	5	0	1	0	0	0	1	1	.200	0	0	2	0	.200	0	0	1-1
85	MOAZENI Iman	.125	2-2	8	0	1	0	0	0	0	1	.125	0	0	4	0	.125	0	0	0-1
8	SAJADPOUR Mehran	.111	3-2	9	0	1	0	0	0	0	1	.111	0	0	2	0	.111	0	0	0-0
62	PASHAEI MEHR Majid	.000	3-1	3	0	0	0	0	0	0	0	.000	0	1	1	0	.250	0	0	0-0
14	ZAHIRI POUR Ali	.000	3-1	3	0	0	0	0	0	0	0	.000	0	0	3	0	.000	0	0	0-0
48	RAMAZANZADEH Ahmad	.000	3-0	4	0	0	0	0	0	0	0	.000	0	0	3	0	.000	0	0	0-0
9	VAEZZADEH Mojtaba	.000	3-2	4	1	0	0	0	0	0	0	.000	2	0	4	0	.333	0	0	0-0
Totals		.209		91	10	19	3	0	1	8	25	.275	8	3	35	0	.288	2	0	6-7
Opponents		.323		99	37	32	5	0	3	27	46	.465	17	3	25	0	.430	2	2	25-27

(All Games, Sorted by Earned Run Avg)

#	PLAYER	ERA	W-L	SV	IP	G	GS	CG	SHO	H	R	ER	BB	SO	2B	3B	HR	AB	B/Avg	WP	HP	BK	IBB	SHA	SFA
13	SHOKATSADRI Pejman	0.00	0-0	0	0.2	1	0	0	0	1	0	0	2	0	0	0	0	2	.500	0	0	0	2	0	1
64	SAFDARI Mohammad H	0.00	0-0	0	1.0	1	0	0	0	0	0	0	0	0	0	0	0	3	.000	0	0	0	0	0	0
88	SHABANI Mohammadre	2.45	0-0	0	3.2	2	0	0	0	4	4	1	1	4	0	0	1	16	.250	1	0	0	0	0	1
12	NAKHJAVAN POUR TAL	6.23	0-0	0	4.1	2	1	0	0	9	6	3	3	4	3	0	0	21	.429	0	0	0	0	1	0
69	CHAHBEJARI Kaveh	9.00	0-0	0	1.0	1	0	0	0	2	3	1	0	0	0	0	0	5	.400	0	0	0	0	1	0
44	RASOULPOUR Arman	11.37	1-1	0	6.1	2	1	0	0	6	10	8	6	16	0	0	0	27	.222	6	3	0	0	0	0
6	TABRIZI AMJAD Abol	13.50	0-0	0	0.2	2	0	0	0	1	2	1	0	0	0	0	0	5	.200	0	0	0	0	0	0
29	MOSHREF JAVADI Sep	13.50	0-0	0	0.2	1	0	0	0	2	1	1	1	1	0	0	0	4	.500	0	0	0	0	0	0
20	FARAHBAKHSH KARIMA	20.25	0-0	0	1.1	2	0	0	0	2	3	3	1	0	0	0	2	6	.333	0	0	0	0	0	0
50	ZAKERIN POUR Shahi	27.00	0-0	0	0.1	1	0	0	0	1	4	1	2	0	0	0	0	3	.333	0	0	1	0	0	0
45	Bazhvand Amir	27.00	0-1	0	1.0	1	1	0	0	4	4	3	1	0	2	0	0	7	.571	0	0	0	0	0	0
Totals		9.43	1-2	0	21.0	3	3	0	0	32	37	22	17	25	5	0	3	99	.323	7	3	1	2	2	2
Opponents		2.38	2-1	0	22.2	3	3	1	0	19	10	6	8	35	3	0	1	91	.209	1	3	0	0	0	2

(All Games, Sorted by Fielding Pct)

#	PLAYER	C	PO	A	E	DP	FLD%	CSB	SBA	SBA%	CI	PB
40	GOUDARZI Mohammad	17	15	2	0	0	1.000	0	0	0	0	0
48	RAMAZANZADEH Ahmad	9	7	2	0	0	1.000	1	4	.800	0	1
85	MOAZENI Iman	5	4	1	0	0	1.000	0	0	0	0	0
35	RASSIZAD Amir	4	3	1	0	0	1.000	0	0	0	0	0
14	ZAHIRI POUR Ali	4	1	3	0	0	1.000	0	0	0	0	0
62	PASHAEI MEHR Majid	3	3	0	0	0	1.000	0	0	0	0	0
6	TABRIZI AMJAD Abol	2	1	1	0	0	1.000	1	0	.000	0	0
2	KHIABANI Hamed	2	2	0	0	0	1.000	0	0	0	0	0
88	SHABANI Mohammadre	1	0	1	0	0	1.000	0	0	0	0	0
29	MOSHREF JAVADI Sep	1	0	1	0	0	1.000	0	0	0	0	0
25	BATENI Saeid	23	19	1	3	0	.870	0	20	1.000	0	3
22	ARCHIN Mohammadhos	4	3	0	1	0	.750	0	0	0	0	0
27	FARAHIBOZORG Seyed	10	1	6	3	0	.700	0	0	0	0	0
69	CHAHBEJARI Kaveh	3	0	2	1	0	.667	0	0	0	0	0
9	VAEZZADEH Mojtaba	9	1	4	4	0	.556	0	0	0	0	0
8	SAJADPOUR Mehran	6	3	0	3	0	.500	0	0	0	0	0
12	NAKHJAVAN POUR TAL	6	0	3	3	0	.500	0	0	0	0	0
Totals		109	63	28	18	0	.835	2	24	.923	0	4
Opponents		97	68	21	8	0	.918	1	6	.857	0	0

## TEAM'S STATS (INCLUDING GAMES 1-13)



### PAKISTAN

### PAK

(All Games, Sorted by Batting Avg)

Record: Tournament: 3-0

#	PLAYER	AVG	GP-GS	AB	R	H	2B	3B	HR	RBI	TB	SLG%	BB	HP	SO	GDP	OB%	SF	SH	SB-ATT
99	AKRAM WASIM	.571	2-2	7	3	4	1	0	0	3	5	.714	1	0	0	0	.625	0	0	2-2
10	REHAN Muhammad	.556	3-3	9	2	5	1	0	0	3	6	.667	2	1	0	0	.667	0	0	2-4
33	HUSSAIN HUSSAIN	.429	2-2	7	6	3	0	0	0	2	3	.429	2	0	0	0	.556	0	0	8-9
16	NA Abdulraziq	.333	2-1	3	1	1	0	0	0	1	1	.333	0	0	0	0	.333	0	0	0-0
9	ULLAH IKRAM	.300	3-3	10	4	3	0	0	0	4	3	.300	2	0	0	0	.417	0	0	1-1
3	AKHTAR Saeed	.222	3-3	9	4	2	0	0	0	3	2	.222	2	0	1	0	.333	1	0	5-5
8	TARIQ Muhammad	.200	3-3	10	3	2	0	0	0	0	2	.200	2	0	1	0	.333	0	0	2-2
13	ULLAH Abid	.182	3-3	11	5	2	1	0	0	0	3	.273	1	0	2	0	.250	0	1	2-2
5	ABBAS Aashir	.143	3-3	7	3	1	0	0	0	3	1	.143	3	0	1	1	.400	0	0	1-1
17	NA Wahid	.125	3-3	8	6	1	1	0	0	1	2	.250	4	0	0	0	.417	0	0	6-6
11	FAROOQ Muhammad Um	.000	1-0	3	0	0	0	0	0	0	0	.000	0	0	2	0	.000	0	0	1-1
48	HUSSAIN Muhammad	.000	1-1	1	1	0	0	0	0	0	0	.000	2	0	1	0	.667	0	0	2-2
Totals		.282		85	38	24	4	0	0	20	28	.329	21	1	8	1	.426	1	1	32-35
Opponents		.193		83	7	16	2	1	0	6	20	.241	2	1	33	0	.221	0	0	5-6

(All Games, Sorted by Earned Run Avg)

#	PLAYER	ERA	W-L	SV	IP	G	GS	CG	SHO	H	R	ER	BB	SO	2B	3B	HR	AB	B/Avg	WP	HP	BK	IBB	SHA	SFA
23	SHAH Hussain Imam	0.00	0-0	0	2.0	2	0	0	0	0	0	0	0	5	0	0	0	6	.000	0	1	0	0	0	0
77	HARIS MUHAMMAD	0.79	1-0	0	11.1	3	2	0	0	6	1	1	1	19	1	0	0	42	.143	1	0	0	0	0	0
12	SHAH Syed Muhib	1.23	2-0	0	7.1	2	0	0	0	7	1	1	1	8	1	1	0	29	.241	0	0	0	0	0	0
15	KHAN Ishtiaq	27.00	0-0	0	0.1	1	1	0	0	3	5	1	0	1	0	0	0	6	.500	0	0	0	0	0	0
Totals		1.29	3-0	0	21.0	3	3	0	0	16	7	3	2	33	2	1	0	83	.193	1	1	0	0	0	0
Opponents		8.53	0-3	0	19.0	3	3	0	0	24	38	18	21	8	4	0	0	85	.282	6	1	1	2	1	1

(All Games, Sorted by Fielding Pct)

#	PLAYER	C	PO	A	E	DP	FLD%	CSB	SBA	SBA%	CI	PB
17	NA Wahid	13	5	8	0	0	1.000	0	0	0	0	0
99	AKRAM WASIM	4	4	0	0	0	1.000	0	0	0	0	0
11	FAROOQ Muhammad Um	3	1	2	0	0	1.000	0	0	0	0	0
12	SHAH Syed Muhib	2	1	1	0	0	1.000	1	0	.000	0	0
77	HARIS MUHAMMAD	1	0	1	0	0	1.000	0	0	0	0	0
9	ULLAH IKRAM	1	1	0	0	0	1.000	0	0	0	0	0
5	ABBAS Aashir	29	24	4	1	0	.966	0	4	1.000	0	0
3	AKHTAR Saeed	22	21	0	1	0	.955	0	0	0	0	0
33	HUSSAIN HUSSAIN	6	0	5	1	0	.833	0	0	0	0	0
16	NA Abdulraziq	6	4	1	1	0	.833	0	1	1.000	1	0
13	ULLAH Abid	9	2	4	3	0	.667	0	0	0	0	0
15	KHAN Ishtiaq	1	0	0	1	0	.000	0	0	0	0	0
Totals		97	63	26	8	0	.918	1	5	.833	1	0
Opponents		109	57	30	22	1	.798	3	32	.914	0	0

## TEAM'S STATS (INCLUDING GAMES 1-13)



### PALESTINE

PLE

(All Games, Sorted by Batting Avg)

Record: Tournament: 4-0

#	PLAYER	AVG	GP-GS	AB	R	H	2B	3B	HR	RBI	TB	SLG%	BB	HP	SO	GDP	OB%	SF	SH	SB-ATT
26	YASIN Rumsey K. A.	.625	4-4	16	4	10	0	0	0	8	10	.625	0	0	0	0	.588	1	0	0-0
1	AHMAD DYLAN	.500	4-3	16	7	8	0	1	1	8	13	.813	1	0	6	1	.529	0	0	1-1
7	HADDAD CHARLES G.	.500	4-4	12	7	6	1	0	1	7	10	.833	3	1	4	0	.625	0	0	2-3
10	KHOURY Patrick	.500	2-0	2	2	1	1	0	0	1	2	1.000	1	0	1	0	.667	0	0	1-1
4	ABBASI YOUSEF	.462	4-3	13	4	6	1	1	0	3	9	.692	1	0	3	0	.500	0	1	5-5
33	AMMAR Hasan	.438	4-4	16	7	7	0	0	1	4	10	.625	0	1	1	0	.471	0	0	7-8
22	LAFI Syam	.375	4-4	16	8	6	2	0	1	2	11	.688	4	0	6	0	.500	0	0	5-7
6	SUBOH Tariq E. M.	.286	4-4	14	7	4	1	0	2	4	11	.786	4	1	2	0	.474	0	0	0-0
88	JABER ADNAN J. A.	.250	2-1	4	2	1	0	0	0	0	1	.250	0	0	1	0	.250	0	0	0-0
30	HALEEM Yunis S. R.	.231	4-4	13	7	3	0	0	0	4	3	.231	6	0	5	0	.450	1	0	6-6
53	MUSA Adam M. I.	.200	3-1	5	0	1	0	1	0	1	3	.600	0	0	3	0	.200	0	0	0-0
55	DOLAH Abdel raheem	.125	4-3	8	0	1	0	0	0	0	1	.125	1	0	4	0	.222	0	0	1-1
11	GHOULEH Ahmad A. A	.000	1-0	0	1	0	0	0	0	0	0	.000	1	0	0	0	1.000	0	0	0-0
24	SHALABI Ibrahim H.	.000	1-1	2	0	0	0	0	0	0	0	.000	0	0	1	0	.000	0	0	0-0
29	ARIAS NICHOLAS	.000	3-0	0	0	0	0	0	0	0	0	.000	1	0	0	0	1.000	0	0	0-0
77	SHUBLAQ OMAR	.000	3-0	2	0	0	0	0	0	0	0	.000	0	0	0	0	.000	0	0	0-0
Totals		.388		139	56	54	6	3	6	42	84	.604	23	3	37	1	.479	2	1	28-32
Opponents		.164		110	16	18	5	0	0	7	23	.209	16	1	41	2	.271	2	2	13-15

(All Games, Sorted by Earned Run Avg)

#	PLAYER	ERA	W-L	SV	IP	G	GS	CG	SHO	H	R	ER	BB	SO	2B	3B	HR	AB	B/Avg	WP	HP	BK	IBB	SHA	SFA
36	BABA Paul	0.00	2-0	0	6.0	2	0	0	0	1	1	0	2	8	0	0	0	18	.056	1	0	0	0	1	0
19	POWRES DAVID	0.00	1-0	0	9.0	1	1	1	0	2	1	0	1	15	1	0	0	31	.065	0	0	0	0	0	0
30	HALEEM Yunis S. R.	1.29	1-0	0	7.0	1	1	1	0	4	3	1	2	10	0	0	0	26	.154	0	0	0	0	0	2
77	SHUBLAQ OMAR	2.08	0-0	0	4.1	1	1	0	0	2	3	1	7	1	0	0	0	13	.154	0	1	0	0	1	0
53	MUSA Adam M. I.	6.75	0-0	0	2.2	1	1	0	0	5	6	2	3	4	3	0	0	13	.385	1	0	0	0	0	0
10	KHOURY Patrick	9.00	0-0	0	2.0	1	0	0	0	4	2	2	1	3	1	0	0	9	.444	0	0	0	0	0	0
Totals		1.74	4-0	0	31.0	4	4	2	0	18	16	6	16	41	5	0	0	110	.164	2	1	0	0	2	2
Opponents		12.86	0-4	0	28.0	4	4	0	0	54	56	40	23	37	6	3	6	139	.388	16	3	2	0	1	2

(All Games, Sorted by Fielding Pct)

#	PLAYER	C	PO	A	E	DP	FLD%	CSB	SBA	SBA%	CI	PB
26	YASIN Rumsey K. A.	25	25	0	0	2	1.000	0	0	0	0	0
1	AHMAD DYLAN	8	1	7	0	1	1.000	0	0	0	0	0
88	JABER ADNAN J. A.	2	2	0	0	0	1.000	0	0	0	0	0
19	POWRES DAVID	2	0	2	0	0	1.000	0	0	0	0	0
6	SUBOH Tariq E. M.	46	39	5	2	2	.957	1	11	.917	0	0
30	HALEEM Yunis S. R.	20	6	12	2	2	.900	0	0	0	0	0
77	SHUBLAQ OMAR	15	9	4	2	1	.867	1	0	.000	0	0
22	LAFI Syam	10	3	5	2	1	.800	0	0	0	0	0
33	AMMAR Hasan	9	6	1	2	1	.778	0	0	0	0	0
7	HADDAD CHARLES G.	6	2	2	2	0	.667	0	0	0	0	0
4	ABBASI YOUSEF	3	0	2	1	0	.667	0	0	0	0	0
36	BABA Paul	2	0	0	2	0	.000	0	0	0	0	0
11	GHOULEH Ahmad A. A	1	0	0	1	0	.000	0	0	0	0	0
53	MUSA Adam M. I.	1	0	0	1	0	.000	0	1	1.000	0	0
Totals		150	93	40	17	4	.887	2	12	.857	0	0
Opponents		146	84	44	18	2	.877	4	28	.875	0	4

## TEAM'S STATS (INCLUDING GAMES 1-13)



### SRI LANKA

### SRI

(All Games, Sorted by Batting Avg)

Record: Tournament: 2-2

#	PLAYER	AVG	GP-GS	AB	R	H	2B	3B	HR	RBI	TB	SLG%	BB	HP	SO	GDP	OB%	SF	SH	SB-ATT
8	Chinthaka Indunil	.583	4-4	12	4	7	2	1	0	6	11	.917	3	0	0	0	.667	0	2	4-5
79	Lakal Himsara Rand	.444	3-2	9	3	4	2	0	0	2	6	.667	1	0	2	0	.500	0	0	1-1
16	Amila Pushpa Kumar	.333	4-4	15	6	5	0	0	0	2	5	.333	3	0	1	0	.444	0	1	1-2
80	Pushpasiri Hemanth	.333	3-3	12	2	4	0	0	0	1	4	.333	0	0	1	0	.333	0	0	1-1
7	Thushara Madushank	.333	4-1	6	3	2	1	0	0	1	3	.500	3	0	2	0	.556	0	0	4-4
4	Gayathra Amasara W	.300	4-3	10	4	3	1	0	0	3	4	.400	2	1	1	0	.462	0	0	1-1
99	Ranjan Kumara Guru	.222	4-3	9	2	2	0	0	0	0	2	.222	0	0	1	0	.222	0	1	3-3
73	Iresh Kosala Pilad	.200	3-3	10	1	2	0	0	0	1	2	.200	3	0	3	1	.385	0	1	4-4
19	Dinesh Nilanga Wee	.200	4-4	10	2	2	1	0	0	1	3	.300	3	0	2	0	.385	0	0	1-1
14	Dilshan Madushanka	.143	3-3	7	0	1	0	0	0	1	1	.143	1	0	4	0	.250	0	0	0-0
57	Gayan Tharindu Wij	.143	3-2	7	1	1	0	0	0	1	1	.143	1	0	3	0	.250	0	0	1-1
15	Sasika Dulshan Jay	.000	1-0	1	0	0	0	0	0	0	0	.000	0	0	0	0	.000	0	0	0-0
23	Hashan Dileep Sene	.000	3-0	2	0	0	0	0	0	0	0	.000	0	0	2	0	.000	0	0	0-0
64	Isuru Dhananjaya G	.000	1-0	1	0	0	0	0	0	1	0	.000	0	0	0	0	.000	0	0	0-0
31	Hasiru Malith Pere	.000	1-1	1	1	0	0	0	0	0	0	.000	1	0	0	0	.500	0	0	0-0
12	Thilina Sameera Pe	.000	1-0	1	0	0	0	0	0	0	0	.000	0	0	0	0	.000	0	0	0-0
54	Sajith Madhushan W	.000	1-0	1	0	0	0	0	0	0	0	.000	0	0	0	0	.000	0	0	0-0
18	Malaka Priyadarsha	.000	3-0	3	1	0	0	0	0	0	0	.000	0	1	2	0	.250	0	0	0-0
24	Naween Anuradaha K	.000	4-3	6	2	0	0	0	0	0	0	.000	1	2	5	0	.333	0	0	0-0
	Totals	.268		123	32	33	7	1	0	20	42	.341	22	4	29	1	.396	0	5	21-23
	Opponents	.297		128	20	38	8	2	0	13	50	.391	8	1	42	1	.343	0	0	11-13

(All Games, Sorted by Earned Run Avg)

#	PLAYER	ERA	W-L	SV	IP	G	GS	CG	SHO	H	R	ER	BB	SO	2B	3B	HR	AB	B/Avg	WP	HP	BK	IBB	SHA	SFA
54	Sajith Madhushan W	0.00	0-0	0	0.1	1	0	0	0	0	0	0	0	1	0	0	0	1	.000	0	0	0	0	0	0
1	Indrajith Eranga D	0.00	0-0	0	0.0	1	0	0	0	1	0	0	0	0	0	0	0	1	.1000	0	1	0	0	0	0
58	Sandeesh Chanod M	1.42	0-1	0	12.2	3	1	0	0	12	3	2	4	21	2	1	0	52	.231	2	0	0	0	0	0
15	Sasika Dulshan Jay	2.89	2-0	0	9.1	3	1	1	1	8	3	3	0	12	3	0	0	35	.229	0	0	0	0	0	0
64	Isuru Dhananjaya G	7.11	0-1	0	6.1	2	1	0	0	13	9	5	1	7	3	1	0	31	.419	1	0	0	0	0	0
21	Yasaruwan Kanchana	9.00	0-0	1	2.0	2	0	0	0	2	2	2	1	1	0	0	0	6	.333	1	0	0	0	0	0
6	Sameera Sandaruwan	27.00	0-0	0	0.1	1	1	0	0	2	3	1	2	0	0	0	0	2	.1000	0	0	0	0	0	0
	Totals	3.77	2-2	1	31.0	4	4	1	1	38	20	13	8	42	8	2	0	128	.297	4	1	0	0	0	0
	Opponents	6.39	2-2	0	31.0	4	4	0	0	33	32	22	22	29	7	1	0	123	.268	7	4	0	0	5	0

(All Games, Sorted by Fielding Pct)

#	PLAYER	C	PO	A	E	DP	FLD%	CSB	SBA	SBA%	CI	PB
24	Naween Anuradaha K	19	17	2	0	0	1.000	0	0	0	0	0
4	Gayathra Amasara W	14	11	3	0	1	1.000	0	2	1.000	0	0
57	Gayan Tharindu Wij	11	11	0	0	1	1.000	0	0	0	0	0
99	Ranjan Kumara Guru	11	7	4	0	0	1.000	0	0	0	0	0
73	Iresh Kosala Pilad	10	2	8	0	0	1.000	0	0	0	0	0
58	Sandeesh Chanod M	5	3	2	0	0	1.000	0	1	1.000	0	0
79	Lakal Himsara Rand	4	0	4	0	0	1.000	0	0	0	0	0
7	Thushara Madushank	3	3	0	0	0	1.000	0	0	0	0	0
15	Sasika Dulshan Jay	3	0	3	0	0	1.000	0	0	0	0	0
21	Yasaruwan Kanchana	2	1	1	0	1	1.000	0	1	1.000	0	0
8	Chinthaka Indunil	2	1	1	0	1	1.000	0	0	0	0	0
31	Hasiru Malith Pere	1	1	0	0	0	1.000	0	0	0	0	0
6	Sameera Sandaruwan	1	0	1	0	0	1.000	0	0	0	0	0
80	Pushpasiri Hemanth	35	30	3	2	1	.943	2	7	.778	0	0
64	Isuru Dhananjaya G	5	0	4	1	0	.800	0	0	0	0	0
18	Malaka Priyadarsha	4	2	1	1	0	.750	0	0	0	0	0
19	Dinesh Nilanga Wee	10	2	5	3	0	.700	0	0	0	0	0
14	Dilshan Madushanka	3	2	0	1	0	.667	0	0	0	0	0
23	Hashan Dileep Sene	2	0	0	2	0	.000	0	0	0	0	0
	Totals	145	93	42	10	2	.931	2	11	.846	0	0
	Opponents	158	93	48	17	4	.892	2	21	.913	0	3

## GAME SUMMARY – 14 (BRONZE MEDAL GAME)



### INDIA - IRAN



May 21, 2025 at Iran Baseball and Softball Association (Karaj Complex)

```
-----
India.....000 100 200    - 3  9  2
Iran.....001 103 10(X)  - 6  5  4
-----
```

#### India 3

PLAYER	AB	R	H	BI	2B	3B	HR	BB	SB	CS	HP	SH	SF	SO	IBB	KL	GDP	PO	A	E
GAIKWAD Saurabh Maha lf/2b	5	1	3	1	0	0	1	0	0	0	0	0	0	1	0	1	0	0	0	0
ALI Shahbaz cf	5	0	2	0	0	0	0	0	1	1	0	0	0	0	0	0	0	0	0	0
PAWAR Divyansh ss	4	1	0	0	0	0	0	1	1	0	0	0	0	3	0	1	0	1	3	0
YADAV Vivek 3b	5	1	2	1	1	0	0	0	0	0	0	0	0	1	0	0	0	2	2	0
KUMAR NARENDER 1b	2	0	0	0	0	0	0	0	0	0	0	0	0	0	0	0	0	2	0	0
SINGH Sunder 1b	2	0	0	0	0	0	0	1	1	0	0	0	0	1	0	0	0	5	0	0
MORE Akshay Balasahe 2b/p	5	0	2	1	0	0	0	0	0	1	0	0	0	2	0	1	0	1	0	2
LAL Vishal rf	3	0	0	0	0	0	0	1	0	0	0	0	0	2	0	0	0	2	0	0
MISHRA Samarth c	2	0	0	0	0	0	0	1	0	0	0	1	0	0	0	0	1	11	0	0
PALLICHINTE PURAKKAL dh	2	0	0	0	0	0	0	0	0	0	0	0	0	0	0	0	0	0	0	0
THAKUR Ishan lf	2	0	0	0	0	0	0	0	0	0	0	0	0	1	0	0	0	0	3	0
Totals	37	3	9	3	1	0	1	4	3	2	0	1	0	11	0	3	1	24	8	2

#### Iran 6

PLAYER	AB	R	H	BI	2B	3B	HR	BB	SB	CS	HP	SH	SF	SO	IBB	KL	GDP	PO	A	E
PASHAEI MEHR Majid rf	4	1	1	0	0	0	0	0	1	0	1	0	0	1	0	0	0	1	0	0
FARAHIBOZORG Seyedja ss	3	1	0	0	0	0	0	2	0	0	0	0	0	3	0	0	0	1	4	1
RASSIZAD Amir cf	4	0	1	0	0	0	0	0	0	0	0	0	0	0	0	0	0	2	0	0
ARCHIN Mohammadhosse lf	3	1	1	0	0	0	0	1	1	0	0	0	0	0	0	0	0	0	0	0
BAZHVAND Amir dh	3	2	1	1	0	0	0	1	0	0	0	0	0	2	0	0	0	0	0	0
GOUDARZI Mohammad 1b	3	1	1	1	0	0	0	1	0	0	0	0	0	0	0	0	0	9	1	2
SAJADPOUR Mehran 2b	3	0	0	1	0	0	0	0	0	0	0	1	0	1	0	0	0	3	1	0
RAMAZANZADEH Ahmad c	2	0	0	1	0	0	0	0	1	0	1	0	1	2	0	0	0	10	2	0
KHIABANI Hamed 3b	3	0	0	0	0	0	0	0	0	0	0	0	0	2	0	0	0	1	3	1
VAEZZADEH Mojtaba 3b	1	0	0	0	0	0	0	0	0	0	0	0	0	0	0	0	0	0	0	0
TABRIZI AMJAD Abolfa p	0	0	0	0	0	0	0	0	0	0	0	0	0	0	0	0	0	0	0	0
SHABANI Mohammadreza p	0	0	0	0	0	0	0	0	0	0	0	0	0	0	0	0	0	0	2	0
NAKHJAVAN POUR TALEB p	0	0	0	0	0	0	0	0	0	0	0	0	0	0	0	0	0	0	0	0
RASOULPOUR Arman p	0	0	0	0	0	0	0	0	0	0	0	0	0	0	0	0	0	0	0	0
Totals	29	6	5	4	0	0	0	5	3	0	2	1	1	11	0	0	0	27	13	4

India	IP	H	R	ER	BB	SO	WP	HP	BK	IBB	SH	SF	2B	3B	HR	AB	BF	FO	GO	NP
THAKUR Ishan L,1-1	5.0	2	2	1	3	5	1	1	1	0	1	1	0	0	0	15	21	4	6	91
MORE Akshay Balasahe	3.0	3	4	3	2	6	3	1	1	0	0	0	0	0	0	14	17	1	3	63

Iran	IP	H	R	ER	BB	SO	WP	HP	BK	IBB	SH	SF	2B	3B	HR	AB	BF	FO	GO	NP
TABRIZI AMJAD Abolfa	3.0	4	1	1	0	2	0	0	0	0	0	0	0	0	0	13	13	3	4	50
SHABANI Mohammadreza W,1-0	3.0	1	0	0	1	3	1	0	0	0	1	0	0	0	0	11	13	1	4	42
NAKHJAVAN POUR TALEB	0.2	2	2	2	1	0	0	0	0	0	0	0	1	0	1	4	5	2	0	14
RASOULPOUR Arman SV,1	2.1	2	0	0	2	6	1	0	0	0	0	0	0	0	0	9	11	0	1	45

Umpires: HP- ASHAN NAGAHAWATTA (SRI), 1B- ZUBAIR WATTO (PAK), 2B- SEYED OMID EMAMZADEH (IRI),  
3B- ASGHAR MASOUMI (IRI), RF- MOSLEM HASSANI (IRI), LF- MOHSEN SAEEDI (IRI)  
Scorers: PEJMAN JAVDANI SALLEH (IRI), VAHID FAEZIAN (IRI)  
TC: Jonathan Ma (USA), Roger Tsai (TPE), Peter Chen (TPE)  
Start: 9:01 Time: 3:00 Attendance: 160 Weather: Sunny - 27°C

## GAME SUMMARY – 15 (CHAMPIONSHIP FINAL)



### PAKISTAN - PALESTINE



May 21, 2025 at Iran Baseball and Softball Association (Karaj Complex)

```
-----
Pakistan.....000 110 002 0 - 4 8 2
Palestine.....102 010 000 1 - 5 11 3
-----
```

#### Pakistan 4

PLAYER	AB	R	H	BI	2B	3B	HR	BB	SB	CS	HP	SH	SF	SO	IBB	KL	GDP	PO	A	E
HUSSAIN HUSSAIN 3b	4	2	3	1	0	0	0	1	2	0	0	0	0	0	0	0	0	0	6	1
NA Wahid 2b	4	0	1	1	0	1	0	0	0	0	0	1	0	1	0	0	0	4	2	0
ULLAH Abid ss	5	1	1	0	1	0	0	0	0	0	0	0	0	2	0	0	0	0	4	1
AKRAM WASIM cf	5	0	0	0	0	0	0	0	0	0	0	0	0	2	0	0	0	3	0	0
NA Abdulraziq c	2	0	0	1	0	0	0	0	0	0	0	0	0	0	0	0	0	5	0	0
ABBAS Aashir c	1	0	0	0	0	0	0	1	0	0	0	1	0	1	0	0	0	3	0	0
AKHTAR Saeed 1b	2	0	1	0	1	0	0	3	0	0	0	0	0	1	1	0	0	11	0	0
REHAN Muhammad dh	3	0	0	0	0	0	0	0	0	0	0	0	0	3	0	2	0	0	0	0
BHATTI Umair Imdad ph/dh	2	0	0	0	0	0	0	0	0	0	0	0	0	2	0	1	0	0	0	0
ULLAH IKRAM rf	5	0	0	0	0	0	0	0	0	0	0	0	0	1	0	0	0	1	0	0
TARIQ Muhammad lf	4	1	2	0	2	0	0	0	0	0	0	0	0	0	0	0	0	1	0	0
ZOHAIB MUHAMMAD p	0	0	0	0	0	0	0	0	0	0	0	0	0	0	0	0	0	0	0	0
AHMAD ATIF p	0	0	0	0	0	0	0	0	0	0	0	0	0	0	0	0	0	0	0	0
Totals	37	4	8	3	4	1	0	5	2	0	0	2	0	13	1	3	0	28	12	2

#### Palestine 5

PLAYER	AB	R	H	BI	2B	3B	HR	BB	SB	CS	HP	SH	SF	SO	IBB	KL	GDP	PO	A	E
LAFI Syam ss	4	0	0	0	0	0	0	1	0	0	0	0	0	2	0	1	1	0	2	0
HALEEM Yunis 2b	5	1	2	0	1	0	0	0	0	0	0	0	0	1	0	0	0	0	0	2
HADDAD CHARLES rf	5	0	1	0	0	0	0	0	0	0	0	0	0	1	0	1	0	1	1	0
SUBOH Tariq c	5	3	3	2	0	0	2	0	0	0	0	0	0	0	0	0	0	13	1	0
AHMAD DYLAN 3b	4	1	1	1	1	0	0	0	0	0	0	0	1	0	0	0	0	0	2	1
YASIN Rumsey 1b	3	0	0	1	0	0	0	0	0	0	1	0	1	1	0	0	1	11	2	0
ABBASI YOUSEF lf	4	0	3	1	0	0	0	0	2	0	0	0	0	0	0	0	0	1	0	0
KHOURY Patrick dh	3	0	0	0	0	0	0	1	0	0	0	0	0	3	0	1	0	0	0	0
MUSA Adam pr	0	0	0	0	0	0	0	1	0	0	0	0	0	0	0	0	0	0	0	0
AMMAR Hasan cf	3	0	1	0	0	0	0	1	0	1	0	0	0	0	0	0	0	2	0	0
POWRES DAVID p	0	0	0	0	0	0	0	0	0	0	0	0	0	0	0	0	0	2	4	0
Totals	36	5	11	5	2	0	2	2	4	0	2	0	2	8	0	3	2	30	12	3

Pakistan	IP	H	R	ER	BB	SO	WP	HP	BK	IBB	SH	SF	2B	3B	HR	AB	BF	FO	GO	NP
ZOHAIB MUHAMMAD	2.2	6	3	3	1	4	0	2	0	0	0	1	1	0	1	12	16	1	2	57
AHMAD ATIF L,0-1	6.2	5	2	1	1	4	1	0	0	0	0	1	1	0	1	24	26	6	9	91

Palestine	IP	H	R	ER	BB	SO	WP	HP	BK	IBB	SH	SF	2B	3B	HR	AB	BF	FO	GO	NP
POWRES DAVID W,2-0	10.0	8	4	3	5	13	0	0	0	1	2	0	4	1	0	37	44	4	12	143

Umpires: HP- SUJEWA WIJAYANAYAKE (SRI), 1B- MOHAMMAD HOSSEIN SHAH MAHMOUDI (IRI), 2B- NIMA BAGHERINIA (IRI), 3B- ALIREZA NASROLLAH ESFAHANI (IRI), RF- FARSHAD KAZEMI (IRI), LF- JAVAD RAZZAGHI (IRI)  
 Scorers: PEJMAN JAVDANI SALLEH (IRI), VAHID FAEZIAN (IRI)  
 TC: Jonathan Ma (USA), Peter Chen (TPE), Roger Tsai (TPE),  
 Start: 14:00 Time: 3:02 Attendance: 582 Weather: Sunny - 34°

## TEAM'S STATS (INCLUDING GAMES 1-15)



### INDIA

### IND

(All Games, Sorted by Batting Avg)

Record: Tournament: 2-3

#	PLAYER	AVG	GP-GS	AB	R	H	2B	3B	HR	RBI	TB	SLG%	BB	HP	SO	GDP	OB%	SF	SH	SB-ATT
8	More Akshay Balasa	.450	5-5	20	2	9	1	0	1	4	13	.650	0	0	6	0	.450	0	0	1-2
17	Gaikwad Saurabh Ma	.333	5-4	15	3	5	0	0	2	2	11	.733	2	0	4	0	.412	0	0	0-0
6	Lal Vishal	.313	5-5	16	2	5	1	0	0	0	6	.375	1	0	4	0	.353	0	0	1-1
1	Yadav Vivek	.286	5-5	21	3	6	4	0	1	6	13	.619	1	0	4	0	.318	0	0	1-1
3	Pawar Divyansh	.263	5-5	19	6	5	1	1	0	0	8	.421	3	0	7	0	.364	0	0	5-6
4	KUMAR NARENDER	.250	5-5	16	1	4	1	0	0	2	5	.313	2	0	7	0	.333	0	0	0-0
20	Ali Shahbaz	.200	5-3	15	1	3	0	0	0	1	3	.200	0	0	5	0	.200	0	0	2-3
2	Mishra Samarth	.100	5-4	10	0	1	0	0	0	0	1	.100	1	0	3	1	.182	0	1	1-1
11	Singh Sunder	.077	5-2	13	0	1	0	0	0	0	1	.77	1	0	6	0	.143	0	0	2-2
19	Kachre Santosh Bal	.056	4-4	18	2	1	0	0	0	1	1	.56	0	0	3	0	.056	0	0	4-5
44	Thakur Ishan	.000	4-2	7	0	0	0	0	0	0	0	.000	0	0	2	0	.000	0	0	0-0
62	Pallichinte Purakk	.000	2-1	3	0	0	0	0	0	0	0	.000	0	0	0	0	.000	0	0	0-0
Totals		.231		173	20	40	8	1	4	16	62	.358	11	0	51	1	.277	0	1	17-21
Opponents		.184		147	32	27	3	1	0	16	32	.218	23	5	58	1	.313	1	4	28-31

(All Games, Sorted by Earned Run Avg)

#	PLAYER	ERA	W-L	SV	IP	G	GS	CG	SHO	H	R	ER	BB	SO	2B	3B	HR	AB	B/Avg	WP	HP	BK	IBB	SHA	SFA
62	Pallichinte Purakk	0.00	0-0	0	0.0	1	0	0	0	0	0	0	2	0	0	0	0	0	.000	0	0	0	0	0	0
17	Gaikwad Saurabh Ma	2.08	0-1	0	4.1	3	1	0	0	4	6	1	3	7	0	0	0	19	.211	1	1	1	0	0	0
44	Thakur Ishan	2.76	1-1	0	16.1	4	3	0	0	9	11	5	7	21	3	0	0	56	.161	4	2	1	0	2	1
8	More Akshay Balasa	4.19	1-1	0	19.1	4	1	0	0	14	15	9	11	30	0	1	0	72	.194	10	2	1	0	2	0
Totals		3.38	2-3	0	40.0	5	5	0	0	27	32	15	23	58	3	1	0	147	.184	15	5	3	0	4	1
Opponents		3.21	3-2	1	42.0	5	5	1	0	40	20	15	11	51	8	1	4	173	.231	5	0	0	0	1	0

(All Games, Sorted by Fielding Pct)

#	PLAYER	C	PO	A	E	DP	FLD%	CSB	SBA	SBA%	CI	PB
6	Lal Vishal	4	4	0	0	0	1.000	0	0	0	0	0
2	Mishra Samarth	35	33	1	1	0	.971	0	17	1.000	0	1
19	Kachre Santosh Bal	29	23	4	2	1	.931	2	10	.833	0	1
1	Yadav Vivek	24	6	16	2	0	.917	0	0	0	0	0
4	KUMAR NARENDER	35	30	2	3	1	.914	0	0	0	0	0
44	Thakur Ishan	11	0	10	1	0	.909	0	0	0	0	0
11	Singh Sunder	15	13	0	2	1	.867	0	0	0	0	0
3	Pawar Divyansh	20	5	11	4	1	.800	0	0	0	0	0
20	Ali Shahbaz	4	3	0	1	0	.750	0	0	0	0	0
8	More Akshay Balasa	11	2	6	3	0	.727	1	0	.000	0	0
17	Gaikwad Saurabh Ma	7	1	3	3	0	.571	0	1	1.000	0	0
Totals		195	120	53	22	2	.887	3	28	.903	0	2
Opponents		199	126	56	17	1	.915	4	17	.810	1	0

## TEAM'S STATS (INCLUDING GAMES 1-15)



### IRAN

### IRI

(All Games, Sorted by Batting Avg)

Record: Tournament: 2-2

#	PLAYER	AVG	GP-GS	AB	R	H	2B	3B	HR	RBI	TB	SLG%	BB	HP	SO	GDP	OB%	SF	SH	SB-ATT
25	BATENI Saeid	.500	3-3	4	1	2	0	0	1	3	5	1.250	1	0	2	0	.429	2	0	0-0
22	ARCHIN Mohammadhos	.385	4-4	13	1	5	1	0	0	2	6	.462	2	1	3	0	.500	0	0	2-2
45	Bazhvand Amir	.375	3-3	8	4	3	0	0	0	1	3	.375	2	0	3	0	.500	0	0	0-0
35	RASSIZAD Amir	.267	4-4	15	3	4	1	0	0	1	5	.333	2	0	2	0	.353	0	0	1-1
40	GOUDARZI Mohammad	.231	4-4	13	3	3	1	0	0	2	4	.308	1	0	2	0	.286	0	0	1-1
12	NAKHJAVAN POUR TAL	.200	2-1	5	0	1	0	0	0	1	1	.200	0	0	2	0	.200	0	0	1-1
27	FARAHIBOZORG Seyed	.154	4-4	13	2	2	0	0	0	0	2	.154	3	1	6	0	.353	0	0	2-2
62	PASHAEI MEHR Majid	.143	4-2	7	1	1	0	0	0	0	1	.143	0	2	2	0	.333	0	0	1-1
2	KHIABANI Hamed	.125	4-2	8	0	1	0	0	0	0	1	.125	0	0	5	0	.125	0	0	0-0
85	MOAZENI Iman	.125	2-2	8	0	1	0	0	0	0	1	.125	0	0	4	0	.125	0	0	0-1
8	SAJADPOUR Mehran	.083	4-3	12	0	1	0	0	0	1	1	.083	0	0	3	0	.083	0	1	0-0
14	ZAHIRI POUR Ali	.000	3-1	3	0	0	0	0	0	0	0	.000	0	0	3	0	.000	0	0	0-0
48	RAMAZANZADEH Ahmad	.000	4-1	6	0	0	0	0	0	1	0	.000	0	1	5	0	.125	1	0	1-1
9	VAEZZADEH Mojtaba	.000	4-2	5	1	0	0	0	0	0	0	.000	2	0	4	0	.286	0	0	0-0
Totals		.200		120	16	24	3	0	1	12	30	.250	13	5	46	0	.298	3	1	9-10
Opponents		.301		136	40	41	6	0	4	30	59	.434	21	3	36	1	.401	2	3	28-32

(All Games, Sorted by Earned Run Avg)

#	PLAYER	ERA	W-L	SV	IP	G	GS	CG	SHO	H	R	ER	BB	SO	2B	3B	HR	AB	B/Avg	WP	HP	BK	IBB	SHA	SFA
13	SHOKATSADRI Pejman	0.00	0-0	0	0.2	1	0	0	0	1	0	0	2	0	0	0	0	2	.500	0	0	0	2	0	1
64	SAFDARI Mohammad H	0.00	0-0	0	1.0	1	0	0	0	0	0	0	0	0	0	0	0	3	.000	0	0	0	0	0	0
88	SHABANI Mohammadre	1.35	1-0	0	6.2	3	0	0	0	5	4	1	2	7	0	0	1	27	.185	2	0	0	0	1	1
6	TABRIZI AMJAD Abol	4.91	0-0	0	3.2	3	1	0	0	5	3	2	0	2	0	0	0	18	.278	0	0	0	0	0	0
44	RASOULPOUR Arman	8.31	1-1	1	8.2	3	1	0	0	8	10	8	8	22	0	0	0	36	.222	7	3	0	0	0	0
69	CHAHBEJARI Kaveh	9.00	0-0	0	1.0	1	0	0	0	2	3	1	0	0	0	0	0	5	.400	0	0	0	0	1	0
12	NAKHJAVAN POUR TAL	9.00	0-0	0	5.0	3	1	0	0	11	8	5	4	4	4	0	1	25	.440	0	0	0	0	1	0
29	MOSHREF JAVADI Sep	13.50	0-0	0	0.2	1	0	0	0	2	1	1	1	1	0	0	0	4	.500	0	0	0	0	0	0
20	FARAHBAKSH KARIMA	20.25	0-0	0	1.1	2	0	0	0	2	3	3	1	0	0	0	2	6	.333	0	0	0	0	0	0
50	ZAKERIN POUR Shahi	27.00	0-0	0	0.1	1	0	0	0	1	4	1	2	0	0	0	0	3	.333	0	0	1	0	0	0
45	Bazhvand Amir	27.00	0-1	0	1.0	1	1	0	0	4	4	3	1	0	2	0	0	7	.571	0	0	0	0	0	0
Totals		7.50	2-2	1	30.0	4	4	0	0	41	40	25	21	36	6	0	4	136	.301	9	3	1	2	3	2
Opponents		2.93	2-2	0	30.2	4	4	1	0	24	16	10	13	46	3	0	1	120	.200	5	5	2	0	1	3

(All Games, Sorted by Fielding Pct)

#	PLAYER	C	PO	A	E	DP	FLD%	CSB	SBA	SBA%	CI	PB
48	RAMAZANZADEH Ahmad	21	17	4	0	0	1.000	3	7	.700	0	1
35	RASSIZAD Amir	6	5	1	0	0	1.000	0	0	0	0	0
85	MOAZENI Iman	5	4	1	0	0	1.000	0	0	0	0	0
62	PASHAEI MEHR Majid	4	4	0	0	0	1.000	0	0	0	0	0
14	ZAHIRI POUR Ali	4	1	3	0	0	1.000	0	0	0	0	0
88	SHABANI Mohammadre	3	0	3	0	0	1.000	0	0	0	0	0
6	TABRIZI AMJAD Abol	2	1	1	0	0	1.000	1	0	.000	0	0
29	MOSHREF JAVADI Sep	1	0	1	0	0	1.000	0	0	0	0	0
40	GOUDARZI Mohammad	29	24	3	2	1	.931	0	0	0	0	0
25	BATENI Saeid	23	19	1	3	0	.870	0	20	1.000	0	3
2	KHIABANI Hamed	7	3	3	1	0	.857	0	0	0	0	0
27	FARAHIBOZORG Seyed	16	2	10	4	1	.750	0	0	0	0	0
22	ARCHIN Mohammadhos	4	3	0	1	0	.750	0	0	0	0	0
8	SAJADPOUR Mehran	10	6	1	3	0	.700	0	0	0	0	0
69	CHAHBEJARI Kaveh	3	0	2	1	0	.667	0	0	0	0	0
9	VAEZZADEH Mojtaba	9	1	4	4	0	.556	0	0	0	0	0
12	NAKHJAVAN POUR TAL	6	0	3	3	0	.500	0	0	0	0	0
Totals		153	90	41	22	1	.856	4	27	.871	0	4
Opponents		131	92	29	10	0	.924	1	9	.900	0	0

## TEAM'S STATS (INCLUDING GAMES 1-15)



### PAKISTAN

### PAK

(All Games, Sorted by Batting Avg)

Record: Tournament: 3-1

#	PLAYER	AVG	GP-GS	AB	R	H	2B	3B	HR	RBI	TB	SLG%	BB	HP	SO	GDP	OB%	SF	SH	SB-ATT
33	HUSSAIN HUSSAIN	.545	3-3	11	8	6	0	0	0	3	6	.545	3	0	0	0	.643	0	0	10-11
10	REHAN Muhammad	.417	4-4	12	2	5	1	0	0	3	6	.500	2	1	3	0	.533	0	0	2-4
99	AKRAM WASIM	.333	3-3	12	3	4	1	0	0	3	5	.417	1	0	2	0	.385	0	0	2-2
8	TARIQ Muhammad	.286	4-4	14	4	4	2	0	0	0	6	.429	2	0	1	0	.375	0	0	2-2
3	AKHTAR Saeed	.273	4-4	11	4	3	1	0	0	3	4	.364	5	0	2	0	.471	1	0	5-5
9	ULLAH IKRAM	.200	4-4	15	4	3	0	0	0	4	3	.200	2	0	1	0	.294	0	0	1-1
16	NA Abdulraziq	.200	3-2	5	1	1	0	0	0	2	1	.200	0	0	0	0	.200	0	0	0-0
13	ULLAH Abid	.188	4-4	16	6	3	2	0	0	0	5	.313	1	0	4	0	.235	0	1	2-2
17	NA Wahid	.167	4-4	12	6	2	1	1	0	2	5	.417	4	0	1	0	.375	0	1	6-6
5	ABBAS Aashir	.125	4-3	8	3	1	0	0	0	3	1	.125	4	0	2	1	.417	0	1	1-1
24	BHATTI Umair Imdad	.000	1-0	2	0	0	0	0	0	0	0	.000	0	0	2	0	.000	0	0	0-0
11	FAROOQ Muhammad Um	.000	1-0	3	0	0	0	0	0	0	0	.000	0	0	2	0	.000	0	0	1-1
48	HUSSAIN Muhammad	.000	1-1	1	1	0	0	0	0	0	0	.000	2	0	1	0	.667	0	0	2-2
Totals		.262		122	42	32	8	1	0	23	42	.344	26	1	21	1	.393	1	3	34-37
Opponents		.227		119	12	27	4	1	2	11	39	.328	4	3	41	2	.266	2	0	9-10

(All Games, Sorted by Earned Run Avg)

#	PLAYER	ERA	W-L	SV	IP	G	GS	CG	SHO	H	R	ER	BB	SO	2B	3B	HR	AB	B/Avg	WP	HP	BK	IBB	SHA	SFA
23	SHAH Hussain Imam	0.00	0-0	0	2.0	2	0	0	0	0	0	0	0	5	0	0	0	6	.000	0	1	0	0	0	0
77	HARIS MUHAMMAD	0.79	1-0	0	11.1	3	2	0	0	6	1	1	1	19	1	0	0	42	.143	1	0	0	0	0	0
12	SHAH Syed Muhib	1.23	2-0	0	7.1	2	0	0	0	7	1	1	1	8	1	1	0	29	.241	0	0	0	0	0	0
35	AHMAD ATIF	1.35	0-1	0	6.2	1	0	0	0	5	2	1	1	4	1	0	1	24	.208	1	0	0	0	0	1
14	ZOHAIB MUHAMMAD	10.13	0-0	0	2.2	1	1	0	0	6	3	3	1	4	1	0	1	12	.500	0	2	0	0	0	1
15	KHAN Ishtiaq	27.00	0-0	0	0.1	1	1	0	0	3	5	1	0	1	0	0	0	6	.500	0	0	0	0	0	0
Totals		2.08	3-1	0	30.1	4	4	0	0	27	12	7	4	41	4	1	2	119	.227	2	3	0	0	0	2
Opponents		6.52	1-3	0	29.0	4	4	1	0	32	42	21	26	21	8	1	0	122	.262	6	1	1	3	3	1

(All Games, Sorted by Fielding Pct)

#	PLAYER	C	PO	A	E	DP	FLD%	CSB	SBA	SBA%	CI	PB
17	NA Wahid	19	9	10	0	2	1.000	0	0	0	0	0
99	AKRAM WASIM	7	7	0	0	0	1.000	0	0	0	0	0
11	FAROOQ Muhammad Um	3	1	2	0	0	1.000	0	0	0	0	0
12	SHAH Syed Muhib	2	1	1	0	0	1.000	1	0	.000	0	0
9	ULLAH IKRAM	2	2	0	0	0	1.000	0	0	0	0	0
77	HARIS MUHAMMAD	1	0	1	0	0	1.000	0	0	0	0	0
8	TARIQ Muhammad	1	1	0	0	0	1.000	0	0	0	0	0
3	AKHTAR Saeed	33	32	0	1	2	.970	0	0	0	0	0
5	ABBAS Aashir	32	27	4	1	0	.969	0	7	1.000	0	0
16	NA Abdulraziq	11	9	1	1	0	.909	0	2	1.000	1	0
33	HUSSAIN HUSSAIN	13	0	11	2	0	.846	0	0	0	0	0
13	ULLAH Abid	14	2	8	4	2	.714	0	0	0	0	0
15	KHAN Ishtiaq	1	0	0	1	0	.000	0	0	0	0	0
Totals		139	91	38	10	2	.928	1	9	.900	1	0
Opponents		154	87	42	25	1	.838	3	34	.919	0	0

## TEAM'S STATS (INCLUDING GAMES 1-15)



### PALESTINE

PLE

(All Games, Sorted by Batting Avg)

Record: Tournament: 5-0

#	PLAYER	AVG	GP-GS	AB	R	H	2B	3B	HR	RBI	TB	SLG%	BB	HP	SO	GDP	OB%	SF	SH	SB-ATT
4	ABBASI YOUSEF	.529	5-4	17	4	9	1	1	0	4	12	.706	1	0	3	0	.556	0	1	7-7
26	YASIN Rumsey K. A.	.526	5-5	19	4	10	0	0	0	9	10	.526	0	1	1	1	.500	2	0	0-0
1	AHMAD DYLAN	.450	5-4	20	8	9	1	1	1	9	15	.750	1	0	6	1	.455	1	0	1-1
33	AMMAR Hasan	.421	5-5	19	7	8	0	0	1	4	11	.579	0	2	1	0	.476	0	0	8-9
7	HADDAD CHARLES G.	.412	5-5	17	7	7	1	0	1	7	11	.647	3	1	5	0	.524	0	0	2-3
6	SUBOH Tariq E. M.	.368	5-5	19	10	7	1	0	4	6	20	1.053	4	1	2	0	.500	0	0	0-0
22	LAFI Syam	.300	5-5	20	8	6	2	0	1	2	11	.550	5	0	8	1	.440	0	0	5-7
30	HALEEM Yunis S. R.	.278	5-5	18	8	5	1	0	0	4	6	.333	6	0	6	0	.440	1	0	6-6
88	JABER ADNAN J. A.	.250	2-1	4	2	1	0	0	0	0	1	.250	0	0	1	0	.250	0	0	0-0
53	MUSA Adam M. I.	.200	4-1	5	0	1	0	1	0	1	3	.600	0	0	3	0	.200	0	0	1-1
10	KHOURY Patrick	.200	3-1	5	2	1	1	0	0	1	2	.400	2	0	4	0	.429	0	0	1-1
55	DOLAH Abdel raheem	.125	4-3	8	0	1	0	0	0	0	1	.125	1	0	4	0	.222	0	0	1-1
11	GHOULEH Ahmad A. A	.000	1-0	0	1	0	0	0	0	0	0	.000	1	0	0	0	1.000	0	0	0-0
24	SHALABI Ibrahim H.	.000	1-1	2	0	0	0	0	0	0	0	.000	0	0	1	0	.000	0	0	0-0
29	ARIAS NICHOLAS	.000	3-0	0	0	0	0	0	0	0	0	.000	1	0	0	0	1.000	0	0	0-0
77	SHUBLAQ OMAR	.000	3-0	2	0	0	0	0	0	0	0	.000	0	0	0	0	.000	0	0	0-0
Totals		.371		175	61	65	8	3	8	47	103	.589	25	5	45	3	.455	4	1	32-36
Opponents		.177		147	20	26	9	1	0	10	37	.252	21	1	54	2	.281	2	4	15-17

(All Games, Sorted by Earned Run Avg)

#	PLAYER	ERA	W-L	SV	IP	G	GS	CG	SHO	H	R	ER	BB	SO	2B	3B	HR	AB	B/Avg	WP	HP	BK	IBB	SHA	SFA
36	BABA Paul	0.00	2-0	0	6.0	2	0	0	0	1	1	0	2	8	0	0	0	18	.056	1	0	0	0	1	0
30	HALEEM Yunis S. R.	1.29	1-0	0	7.0	1	1	1	0	4	3	1	2	10	0	0	0	26	.154	0	0	0	0	0	2
19	POWRES DAVID	1.42	2-0	0	19.0	2	2	2	0	10	5	3	6	28	5	1	0	68	.147	0	0	0	1	2	0
77	SHUBLAQ OMAR	2.08	0-0	0	4.1	1	1	0	0	2	3	1	7	1	0	0	0	13	.154	0	1	0	0	1	0
53	MUSA Adam M. I.	6.75	0-0	0	2.2	1	1	0	0	5	6	2	3	4	3	0	0	13	.385	1	0	0	0	0	0
10	KHOURY Patrick	9.00	0-0	0	2.0	1	0	0	0	4	2	2	1	3	1	0	0	9	.444	0	0	0	0	0	0
Totals		1.98	5-0	0	41.0	5	5	3	0	26	20	9	21	54	9	1	0	147	.177	2	1	0	1	4	2
Opponents		10.61	0-5	0	37.1	5	5	0	0	65	61	44	25	45	8	3	8	175	.371	17	5	2	0	1	4

(All Games, Sorted by Fielding Pct)

#	PLAYER	C	PO	A	E	DP	FLD%	CSB	SBA	SBA%	CI	PB
26	YASIN Rumsey K. A.	38	36	2	0	2	1.000	0	0	0	0	0
19	POWRES DAVID	8	2	6	0	0	1.000	0	0	0	0	0
88	JABER ADNAN J. A.	2	2	0	0	0	1.000	0	0	0	0	0
6	SUBOH Tariq E. M.	60	52	6	2	2	.967	1	13	.929	0	0
1	AHMAD DYLAN	11	1	9	1	1	.909	0	0	0	0	0
77	SHUBLAQ OMAR	15	9	4	2	1	.867	1	0	.000	0	0
22	LAFI Syam	12	3	7	2	1	.833	0	0	0	0	0
30	HALEEM Yunis S. R.	22	6	12	4	2	.818	0	0	0	0	0
33	AMMAR Hasan	11	8	1	2	1	.818	0	0	0	0	0
7	HADDAD CHARLES G.	8	3	3	2	0	.750	0	0	0	0	0
4	ABBASI YOUSEF	4	1	2	1	0	.750	0	0	0	0	0
36	BABA Paul	2	0	0	2	0	.000	0	0	0	0	0
11	GHOULEH Ahmad A. A	1	0	0	1	0	.000	0	0	0	0	0
53	MUSA Adam M. I.	1	0	0	1	0	.000	0	1	1.000	0	0
Totals		195	123	52	20	4	.897	2	14	.875	0	0
Opponents		188	112	56	20	4	.894	4	32	.889	0	4

## OFFICIALS

### TECHNICAL COMMISSION

Technical Director -  Jonathan Ma (USA)



CHEN Peter (TPE)




TSAI Roger (TPE)



Keyvan Safaeian (IRI)

### UMPIRES

Umpire Director -  SUJEEWA WIJAYANAYAKE (SRI)



ASHAN NAGAHAWATTA (SRI)



WATTO Zubair (PAK)



BAGHERINIA Nima (IRI)



ALIREZA NASROLLAH  
ESFAHANI (IRI)



FARSHAD KAZEMI (IRI)



MOHAMMAD HOSSEIN  
SHAH MAHMOUDI (IRI)



JAVAD RAZZAGHI (IRI)



MOSLEM HASSANI (IRI)



MOHSEN SAEEDI (IRI)



ASGHAR MASOUMI (IRI)



ALI SHOKATI (IRI)



SEYED OMID EMAMZADEH  
(IRI)

### OFFICIAL SCORERS

Scoring Director -  CHAN Sin Yee, Cindy (HKG)



PEJMAN JAVDANI SALLEH  
(IRI)



VAHID FAEZIAN (IRI),

## ABBREVIATIONS (IN ALPHABETICAL ORDER)

HITTING		PTICHING	
<b>2B</b>	Doubles	<b>2B</b>	Doubles allowed
<b>3B</b>	Triples	<b>3B</b>	Triples allowed
<b>AB</b>	At bats	<b>AB</b>	At bats
<b>AVG</b>	Batting average	<b>B/Avg</b>	Opponent batting average
<b>BB</b>	Base on balls	<b>BK</b>	Balk
<b>GDP</b>	Grounded into double plays	<b>BB</b>	Base on balls allowed
<b>G</b>	Games played	<b>CG</b>	Complete games
<b>H</b>	Hits	<b>ER</b>	Earned runs allowed
<b>HP</b>	Hit by pitch	<b>ERA</b>	Earned run average
<b>HR</b>	Homeruns	<b>IBB</b>	Intentional base on balls allowed
<b>IBB</b>	Intentional base on balls	<b>GP</b>	Games pitched
<b>OB%</b>	On base percentage	<b>GS</b>	Games started
<b>R</b>	Runs scored	<b>H</b>	Hits allowed
<b>RBI</b>	Runs batted in	<b>HP</b>	Hit by pitch
<b>AN/ATT</b>	Stolen bases / SB attempts	<b>HR</b>	Home runs allowed
<b>SF</b>	Sacrifice flies	<b>IP</b>	Innings played
<b>SH</b>	Sacrifice hits	<b>R</b>	Runs allowed
<b>SLG%</b>	Slugging percentage	<b>SO</b>	Strikeouts
<b>SO</b>	Strikeouts	<b>SFA</b>	Sacrifice flies allowed
<b>TB</b>	Total bases	<b>SHA</b>	Sacrifice hits allowed
		<b>SHO</b>	Shutouts / Combination shutouts
		<b>SV</b>	Saves
		<b>W-L</b>	Wins/Losses
		<b>WP</b>	Wild pitches

## FIELDING

<b>A</b>	Assists
<b>C</b>	Chances
<b>CI</b>	Catcher's interference
<b>CSB</b>	Caught stealing (by pitcher and catcher)
<b>DP</b>	Double plays participated in
<b>E</b>	Errors
<b>FLD%</b>	Fielding percentage
<b>PB</b>	Passed balls (catcher)
<b>PO</b>	Putouts
<b>SBA</b>	Stolen bases allowed (pitcher and catcher)
<b>SBA%</b>	Stolen bases against percentage (pitcher and catcher)