





No. 03

31 October 2024




DAILY REPORT



OPEN ROUND**STANDINGS****GROUP A**

RK		TEAM	GP	W	L	AVG	GB
1		HONG KONG, CHINA	3	3	0	1.000	-
2		THAILAND	3	2	1	0.667	1
3		MALAYSIA	3	1	2	.333	2
4		CAMBODIA	3	0	3	.000	3

GROUP B

RK		TEAM	GP	W	L	AVG	GB
1		PHILIPPINES	2	2	0	1.000	-
2		SINGAPORE	2	1	1	.500	1
3		INDONESIA	2	0	2	.000	2

OPENING ROUND

SCHEDULE AND RESULTS

GROUP A



CAMBODIA



HONG KONG, CHINA



MALAYSIA



THAILAND

GROUP B



INDONESIA



PHIIPPINES



SINGAPORE

TUESDAY OCTOBER 29, 2024

	Hour	Stadium	Group	Visitor Team	Home Team	Score	Inn
1	09:00	2	A	HONG KONG, CHINA	MALAYSIA	16:1	5
	13:00			OPENING CEREMONY			
2	13:30	2	B	CAMBODIA	THAILAND	4:14	7
3	13:30	1	B	INDONESIA	PHILIPPINES	1:13	7

WEDNESDAY OCTOBER 30, 2024

#	Hour	Stadium	Group	Visitor Team	Home Team	Score	Inn
4	09:00	1	A	CAMBODIA	HONG KONG, CHINA	2:5	
5	13:30	2	A	MALAYSIA	THAILAND	0:31	5
6	13:30	1	B	PHILIPPINES	SINGAPORE	15:0	5





THURSDAY OCTOBER 31, 2024

#	Hour	Stadium	Group	Visitor Team	Home Team	Score	Inn
7	09:00	1	A	THAILAND	HONG KONG, CHINA	0:7	
8	13:30	2	A	MALAYSIA	CAMBODIA	12:8	
9	13:30	1	B	SINGAPORE	INDONESIA	11:9	




PLACEMENT ROUND, SUPER ROUND AND FINALS

STANDINGS

SUPER ROUND

RK		TEAM	GP	W	L	AVG	GB
1		HONG KONG, CHINA	1	1	0	1.000	-
1		PHILIPPINES	1	1	0	1.000	-
4		SINGAPORE	1	0	1	.000	1
4		THAILAND	1	0	1	.000	1

PLACEMENT ROUND

RK		TEAM	GP	W	L	AVG	GB
1		MALAYSIA	1	1	0	1.000	-
2		INDONESIA	0	0	0	.000	0.5
3		CAMBODIA	1	0	1	.000	1

PLACEMENT ROUND, SUPER ROUND AND FINALS

SCHEDULE AND RESULTS


FRIDAY NOVEMBER 1, 2024

#	Hour	Stadium	Group	Visitor Team	Home Team	Score	Inn
10	09:00	1	SR	 SINGAPORE	 HONG KONG, CHINA		
11	13:30	2	PR	 CAMBODIA	 INDONESIA		
12	13:30	1	SR	 THAILAND	 PHILIPPINES		

SATURDAY NOVEMBER 2, 2024

#	Hour	Stadium	Group	Visitor Team	Home Team	Score	Inn
13	09:00	1	SR	 SINGAPORE	 THAILAND		
14	13:30	2	PR	 INDONESIA	 MALAYSIA		
15	13:30	1	SR	 PHILIPPINES	 HONG KONG, CHINA		

SUNDAY NOVEMBER 3, 2024

#	Hour	Stadium	Group	Visitor Team	Home Team	Score	Inn
16	10:00	1	BRONZE 	Super Round 4th	Super Round 3rd		
17	11:00	1	GOLD 	Super Round 2nd	Super Round 1st		

*Game 13/14/15 – Coin toss to determine home/visitors

GAME SUMMARY - 1



HONG KONG, CHINA - MALAYSIA



Oct 29, 2024 at Clark (PHI)

Hong Kong, China... (10) 10 05 - 16 14 2
 Malaysia..... 0 00 10 - 1 1 4

Hong Kong, China 16

PLAYER	AB	R	H	BI	2B	3B	HR	BB	SB	CS	HP	SH	SF	SO	IBB	KL	GDP	PO	A	E
CHENG Hoi Ting ss	3	2	2	2	0	0	0	0	0	0	0	0	0	0	0	0	0	0	0	0
LEE LONG CHING ss/2b	2	1	2	2	0	0	0	0	1	0	0	0	0	0	0	0	0	1	0	0
LO Ho Lam Andy dh	4	2	3	3	1	0	0	1	0	0	0	0	0	0	0	0	0	0	0	0
WEN Tsz Yin Jordan cf	2	1	1	1	0	0	0	3	0	0	0	0	0	0	0	0	0	2	0	0
NG Yau Pang rf	4	1	2	1	0	0	0	0	0	0	0	0	0	0	0	0	0	0	0	0
TAM Ho Ki Bryan ph/c	1	0	0	0	0	0	0	0	0	0	0	0	0	1	0	0	0	3	0	0
TAM Ho Yin Benny c	2	0	0	0	0	0	0	0	0	0	1	0	0	0	0	0	0	3	0	0
LEUNG Ho Nam c/rf	2	1	1	0	0	0	0	1	0	0	0	0	1	0	0	0	0	4	0	0
YUNG Tsun Wai lf	4	2	2	4	0	0	1	0	0	0	0	0	0	0	0	0	0	0	0	0
MA Hon Man Ashley 3b/2b/ss	3	2	1	0	0	0	0	1	1	0	0	0	0	0	0	0	0	0	0	0
CHAN Sze Yue lb	1	1	0	0	0	0	0	1	0	0	0	0	0	0	0	0	0	1	1	0
FUNG Anson ph/lb	1	1	0	0	0	0	0	0	0	0	1	0	0	0	0	0	0	0	0	0
CHAN Cheuk Kiu 2b	1	2	1	1	0	0	0	0	0	0	2	0	0	0	0	0	0	0	0	0
MOK Chun Lam pr/3b	1	0	0	0	0	0	0	0	0	0	0	0	0	1	0	1	0	0	0	1
KWOK Ching Connor p	0	0	0	0	0	0	0	0	0	0	0	0	0	0	0	0	0	1	1	0
WONG Sze Chun p	0	0	0	0	0	0	0	0	0	0	0	0	0	0	0	0	0	0	0	1
CHEUNG Chun Yin Alex p	0	0	0	0	0	0	0	0	0	0	0	0	0	0	0	0	0	0	0	0
Totals	31	16	14	15	2	0	1	6	3	0	4	0	0	3	0	1	0	15	2	2

Malaysia 1

PLAYER	AB	R	H	BI	2B	3B	HR	BB	SB	CS	HP	SH	SF	SO	IBB	KL	GDP	PO	A	E
NORAZMI MOHAMAD HAIK 2b	1	0	0	0	0	0	0	0	0	0	1	0	0	1	0	1	0	3	2	0
IDRUS SAIDI MUHAMMAD lf	2	1	1	0	0	0	0	0	0	0	0	0	0	0	0	0	0	0	0	0
MD IDRIS MUHAMMAD LU 3b	2	0	0	0	0	0	0	0	0	0	0	0	0	2	0	0	0	0	1	2
CHE YUSOFF MUHAMMAD S 3b	0	0	0	0	0	0	0	0	0	0	0	0	0	0	0	0	0	0	0	0
WAN AZMAN WAN AMIRUL dh	2	0	0	0	0	0	0	0	0	0	0	0	0	0	0	0	0	0	0	0
MUHAMMAD HAIKAL ODIN rf	2	0	0	0	0	0	0	0	0	0	0	0	0	2	0	0	0	2	0	0
ZULKIFFLI SYAMIER cf	2	0	0	0	0	0	0	0	0	0	0	0	0	2	0	0	0	2	0	1
RIDUAN MOHAMAD AMIRU ss	2	0	0	0	0	0	0	0	1	0	0	0	0	0	0	0	0	1	0	0
SOHAIMI MUHAMMAD HAK lb	2	0	0	0	0	0	0	0	0	0	0	0	0	1	0	0	0	4	0	0
AMALUDIN SADIY SYAHM c	2	0	0	0	0	0	0	0	0	0	0	0	0	2	0	0	0	3	0	1
MOHD ROHAIZIMI MD AI p	0	0	0	0	0	0	0	0	0	0	0	0	0	0	0	0	0	0	0	0
WAN NAZRI WAN NAZIRU p	0	0	0	0	0	0	0	0	0	0	0	0	0	0	0	0	0	0	0	0
Totals	17	1	1	0	0	0	0	0	1	0	1	0	0	10	0	1	0	15	3	4

Hong Kong, China	IP	H	R	ER	BB	SO	WP	HP	BK	IBB	SH	SF	2B	3B	HR	AB	BF	FO	GO	NP
KWOK Ching Connor W, 1-0	3.0	0	0	0	0	5	0	1	0	0	0	0	0	0	0	9	10	2	2	42
WONG Sze Chun	1.0	1	1	1	0	2	2	0	0	0	0	0	0	0	0	4	4	1	0	19
CHEUNG Chun Yin Alex	1.0	0	0	0	0	3	0	0	0	0	0	0	0	0	0	4	4	0	0	17

Malaysia	IP	H	R	ER	BB	SO	WP	HP	BK	IBB	SH	SF	2B	3B	HR	AB	BF	FO	GO	NP
MOHD ROHAIZIMI MD AI L, 0-1	3.2	8	11	9	5	0	1	3	0	0	0	0	2	0	0	21	29	7	4	98
WAN NAZRI WAN NAZIRU	1.1	6	5	5	1	3	2	1	0	0	0	0	0	0	1	10	12	1	0	46

Umpires: HP-Ricky Bernabe (PHI), 1B-Roland Siacor (PHI), 2B-Michael Allan Natividad (PHI),
 3B-Von SENG (CAM)

Scorers: MARY ROSE ACUÑA (PHI), Delia Acuña (PHI), Emily JOU (TPE)

TC: Chin-Tsai CHEN (TPE), EDWARD C. FLORES (PHI)

Start: 9:04 Time: 2:04 Attendance: 152 Weather: Cloudy - 27°c

GAME SUMMARY - 2



CAMBODIA - THAILAND



Oct 29, 2024 at Clark (PHI)

Cambodia.....000 100 3 - 4 6 3
 Thailand.....000 532 4 - 14 9 5

Cambodia 4

PLAYER	AB	R	H	BI	2B	3B	HR	BB	SB	CS	HP	SH	SF	SO	IBB	KL	GDP	PO	A	E
MET Pheakdey ss	4	1	1	1	0	0	0	0	1	0	0	0	0	1	0	0	0	0	0	2
HOUN Vev dh/3b/c	2	1	1	0	1	0	0	1	1	1	1	0	0	1	0	0	0	0	0	1
CHHUY Bunhouth 3b/p/3b	3	0	2	1	0	0	0	0	1	0	1	0	0	1	0	1	0	1	3	0
LAV Sakada 1b	4	0	1	0	0	0	0	0	0	0	0	0	0	0	0	0	0	9	0	0
VYRA Titmony c	3	0	0	0	0	0	0	0	0	0	0	0	0	1	0	1	0	1	1	0
NGOK Reatrey p	0	0	0	0	0	0	0	0	0	0	0	0	0	0	0	0	0	0	0	0
SUY Visal lf	3	0	0	0	0	0	0	0	0	0	0	0	0	1	0	0	0	3	0	0
DUN Vandara 2b	3	1	1	0	0	0	0	0	0	0	0	0	0	1	0	0	0	1	0	0
POL Tharith rf	0	0	0	0	0	0	0	0	0	0	1	1	0	0	0	0	0	0	0	0
LAY Rathanak rf	0	0	0	0	0	0	0	0	0	0	0	0	0	0	0	0	0	0	0	0
POV Odom ph/rf	0	0	0	0	0	0	1	0	0	0	0	0	0	0	0	0	0	0	0	0
HENG Lyhour cf	3	1	0	0	0	0	0	0	0	0	0	0	0	2	0	0	0	4	0	0
PHON Netra p	0	0	0	0	0	0	0	0	0	0	0	0	0	0	0	0	0	0	2	0
Totals	25	4	6	2	1	0	0	2	3	1	3	1	0	8	0	2	0	19	6	3

Thailand 14

PLAYER	AB	R	H	BI	2B	3B	HR	BB	SB	CS	HP	SH	SF	SO	IBB	KL	GDP	PO	A	E
MUANGKASEM NARUEPHOL 2b	3	2	1	1	0	0	0	1	1	0	0	1	0	1	0	0	0	2	3	0
RYOTO YUTHAI lf	4	2	2	2	1	0	0	0	2	0	0	0	1	0	0	0	0	1	0	0
DARU JOSEPH MATTHEW cf	3	1	1	1	0	0	0	1	3	0	1	0	0	1	0	0	0	1	0	0
CHAIKONGKRAM Jake Ji 1b	3	1	1	1	0	0	0	2	2	0	0	0	0	0	0	0	0	6	2	0
CLARK ALEXANDER 3b	4	2	1	1	0	0	0	1	2	0	0	0	0	0	0	0	0	3	0	0
PHRAECHAI SAKAI rf	3	2	0	0	0	0	0	2	0	0	0	0	0	0	0	0	0	0	0	0
AUNMUEANG SITHTHICHOK dh	1	1	0	0	0	0	0	1	0	0	0	0	0	0	0	0	0	0	0	0
FAENGSUP SURATIT ph/dh	2	2	2	2	1	0	0	1	1	0	0	0	0	0	0	0	0	0	0	0
BUNNAM Nirawit c	2	0	0	0	0	0	0	0	0	0	0	1	0	0	0	0	0	8	2	2
BUCHA SETTHAWUT ph/c	1	0	1	1	0	0	0	1	1	0	0	0	0	0	0	0	0	0	0	0
WUTTHIKORN PHOOMWUT ss	0	1	0	2	0	0	0	2	1	0	0	0	2	0	0	0	0	0	1	1
SUKMUANG PHANUWAT p	0	0	0	0	0	0	0	0	0	0	0	0	0	0	0	0	0	0	0	0
SOMSUAI SUEPSAK p	0	0	0	0	0	0	0	0	0	0	0	0	0	0	0	0	0	0	0	0
NITUTHON PHONGSATHON p	0	0	0	0	0	0	0	0	0	0	0	0	0	0	0	0	0	0	0	1
LIN SUPPAKORN p	0	0	0	0	0	0	0	0	0	0	0	0	0	0	0	0	0	0	1	1
SAYNONGKHAM THANAKHI p	0	0	0	0	0	0	0	0	0	0	0	0	0	0	0	0	0	0	1	0
Totals	26	14	9	11	2	0	0	12	13	0	1	2	3	2	0	0	0	21	10	5

Cambodia	IP	H	R	ER	BB	SO	WP	HP	BK	IBB	SH	SF	2B	3B	HR	AB	BF	FO	GO	NP
PHON Netra L,0-1	4.0	5	5	0	4	2	3	1	0	0	1	1	0	0	0	17	24	5	6	93
CHHUY Bunhouth	1.1	1	5	2	5	0	1	0	0	0	1	1	1	0	0	4	11	2	2	37
NGOK Reatrey	1.0	3	4	4	3	0	0	0	0	0	0	1	1	0	0	5	9	2	1	35

Thailand	IP	H	R	ER	BB	SO	WP	HP	BK	IBB	SH	SF	2B	3B	HR	AB	BF	FO	GO	NP
SUKMUANG PHANUWAT	1.0	1	0	0	0	1	0	0	0	0	0	0	1	0	0	3	3	0	1	12
SOMSUAI SUEPSAK W,1-0	2.0	1	0	0	0	2	0	0	0	0	1	0	0	0	0	6	7	2	1	27
NITUTHON PHONGSATHON	1.0	1	1	0	0	1	0	2	0	0	0	0	0	0	0	3	5	0	1	17
LIN SUPPAKORN	2.0	1	0	0	0	4	0	1	0	0	0	0	0	0	0	7	8	1	1	31
SAYNONGKHAM THANAKHI	1.0	2	3	0	2	0	1	0	0	0	0	0	0	0	0	6	8	0	3	35

Umpires: HP-Mitsuhiro mitsu (JPN), 1B-Albert Ian CASUGA (PHI), 2B-LESTER POL PUNZALAN (PHI),
 3B-AWALUDDIN BIN ABD RAHIM (MAS)
 Scorers: Eufrocina Angeles Gundaya (PHI), THELMA ANDOLA (PHI), Wang Hin LEUNG (HKG)
 TC: Michael Malgapo Zialcita (PHI), RHOY M. LANDICHO (PHI)
 Start: 13:47 Time: 2:49 Attendance: 78 Weather: Cloudy - 31°C

GAME SUMMARY - 3



INDONESIA - PHILIPPINES



Oct 29, 2024 at Clark (PHI)

Indonesia.....000 100 0 - 1 4 4
 Philippines.....612 022 X - 13 12 0

Indonesia 1

PLAYER	AB	R	H	BI	2B	3B	HR	BB	SB	CS	HP	SH	SF	SO	IBB	KL	GDP	PO	A	E
RANJANI RANJANI dh	3	0	0	0	0	0	0	0	0	0	0	0	0	0	0	0	0	0	0	0
RAMADHAN RIZKI cf	3	0	0	0	0	0	0	0	0	0	0	0	0	2	0	0	0	2	0	0
MAHMUD ADITYA MUFLIH 3b	1	0	0	0	0	0	0	0	0	0	0	0	0	0	0	0	0	0	0	1
KURNIAWAN MUHAMMAD V ph/3b	2	1	1	0	1	0	0	0	0	0	0	0	0	0	0	0	0	0	1	0
ZULFIKAR Faldy Akhma c	3	0	0	0	0	0	0	0	0	0	0	0	0	0	0	0	0	0	0	0
HAMDANI CHARIS c	0	0	0	0	0	0	0	0	0	0	0	0	0	0	0	0	0	1	0	0
FABIL DIVA REZA ss	1	0	1	0	0	0	0	0	1	0	0	0	0	0	0	0	0	0	2	2
SUASTA I GEDE RICKY 2b	2	0	1	1	0	0	0	0	0	0	0	0	0	1	0	0	0	0	3	0
AVERDI ACHMAD NOUVAL rf	2	0	0	0	0	0	1	0	0	0	0	0	0	0	0	0	0	2	0	0
RAMADHAN RIZKI JODIA 2b/ss	3	0	1	0	0	0	0	0	0	0	0	0	0	0	0	0	0	2	2	0
RAHMAN MUHAMMAD NAUF lb	2	0	0	0	0	0	0	0	0	0	0	0	1	0	1	0	8	0	0	0
LAZUARDI NAZREY lf	2	0	0	0	0	0	0	0	0	0	0	0	0	0	0	0	3	0	0	0
AKBAR Muhammad p	0	0	0	0	0	0	0	0	0	0	0	0	0	0	0	0	0	0	0	1
ROZALI RAWAFI YAPUTR p	0	0	0	0	0	0	0	0	0	0	0	0	0	0	0	0	0	0	0	0
ZAVIANDA MUHAMMAD AR p	0	0	0	0	0	0	0	0	0	0	0	0	0	0	0	0	0	0	0	0
Totals	24	1	4	1	1	0	1	0	1	0	0	0	0	4	0	1	0	18	8	4

Philippines 13

PLAYER	AB	R	H	BI	2B	3B	HR	BB	SB	CS	HP	SH	SF	SO	IBB	KL	GDP	PO	A	E
MERCADO Ian lf	4	0	0	0	0	0	0	0	0	0	0	0	0	0	0	0	0	2	0	0
PAULE Nigel lf	0	0	0	0	0	0	0	0	0	0	0	0	0	0	0	0	0	0	0	0
DE VERA Lord Aragorn ss	3	0	2	2	0	1	0	1	0	0	0	0	0	0	0	0	0	0	5	0
SOBERANO Kyle Vincen cf	3	2	1	0	1	0	0	0	1	0	0	0	0	0	0	0	0	2	0	0
BOSITO Erwin ph/cf	1	0	0	0	0	0	0	0	0	0	0	0	0	0	0	0	0	0	0	0
CAASALAN Clarence Ly 3b	3	1	0	0	0	0	0	0	0	0	0	0	0	0	0	0	0	1	2	0
MATANGUIHAN John Leo 3b	1	1	1	0	0	0	0	0	0	0	0	0	0	0	0	0	0	0	0	0
BERONILLA Mark John dh	4	2	2	2	0	1	0	0	0	0	0	0	0	0	0	0	0	0	0	0
SY Harper Gerald lb	4	1	2	2	0	0	0	0	0	0	0	0	0	0	0	0	0	9	0	0
VARGAS John Reymond rf	2	2	1	0	0	0	1	2	0	0	0	0	0	0	0	0	0	0	0	0
PAREJA Jennald rf	1	0	0	1	0	0	0	0	0	0	0	0	0	0	0	0	0	0	0	0
MANAIG Mark Steven c	3	3	2	1	1	0	0	0	1	0	0	0	0	0	0	0	0	3	1	0
SAMUEL Renato Jr c	1	0	0	0	0	0	0	0	0	0	0	0	0	1	0	0	0	2	0	0
BERNARDO Adriane Ros 2b	2	1	1	2	0	0	0	0	0	0	0	0	1	0	0	0	0	2	0	0
VILLAFANA Kyle Rodri 2b	1	0	0	0	0	0	0	0	0	0	0	0	0	0	0	0	0	0	0	0
JASMIN Romeo Jr. p	0	0	0	0	0	0	0	0	0	0	0	0	0	0	0	0	0	0	0	0
TORRES Kennedy p	0	0	0	0	0	0	0	0	0	0	0	0	0	0	0	0	0	0	0	0
MACASAET Juan Paulo p	0	0	0	0	0	0	0	0	0	0	0	0	0	0	0	0	0	0	1	0
Totals	33	13	12	10	2	2	0	2	4	0	0	0	1	1	0	0	0	21	9	0

Indonesia	IP	H	R	ER	BB	SO	WP	HP	BK	IBB	SH	SF	2B	3B	HR	AB	BF	FO	GO	NP
AKBAR Muhammad L,0-1	1.1	4	7	0	2	0	0	0	0	0	0	0	1	1	0	10	12	1	3	35
ROZALI RAWAFI YAPUTR	3.1	5	4	3	0	0	0	0	0	0	0	1	1	1	0	16	17	6	4	58
ZAVIANDA MUHAMMAD AR	1.1	3	2	2	0	1	1	0	0	0	0	0	0	0	0	7	7	1	2	23

Philippines	IP	H	R	ER	BB	SO	WP	HP	BK	IBB	SH	SF	2B	3B	HR	AB	BF	FO	GO	NP
JASMIN Romeo Jr. W,1-0	5.0	4	1	1	1	2	0	0	0	0	0	0	1	0	0	18	19	7	5	62
TORRES Kennedy	1.0	0	0	0	0	1	0	0	0	0	0	0	0	0	0	3	3	0	2	11
MACASAET Juan Paulo	1.0	0	0	0	0	1	0	0	0	0	0	0	0	0	0	3	3	0	2	13

Umpires: HP-Tsung-Hsin CHEN (TPE), 1B-Mathew Lee (SGP), 2B-Cheuk Kiu WONG (HKG), 3B-Tanate Kultate (THA)
 Scorers: Delia Acuña (PHI), MARY ROSE ACUÑA (PHI), Emily JOU (TPE)
 TC: Richard Eugene Dell (USA), Jung-Chung Tsai (TPE)
 Start: 13:57 Time: 1:58 Attendance: 401 Weather: Cloudy - 31 °c

GAME SUMMARY - 4



CAMBODIA - HONG KONG, CHINA



Oct 30, 2024 at Clark (PHI)

 Cambodia.....000 101 000 - 2 6 2
 Hong Kong, China...100 001 21X - 5 6 3

Cambodia 2

PLAYER	AB	R	H	BI	2B	3B	HR	BB	SB	CS	HP	SH	SF	SO	IBB	KL	GDP	PO	A	E
HOUN Vev 3b	4	0	0	0	0	0	0	0	0	0	0	0	0	0	0	0	0	2	1	0
DUN Vandara 2b	4	1	0	0	0	0	0	0	0	0	0	0	0	3	0	0	0	3	1	0
MET Pheakdey ss	4	0	1	0	0	0	0	0	0	0	0	0	1	0	0	0	0	3	2	0
SUY Visal lf	4	1	1	0	0	0	0	0	0	0	0	0	0	0	0	0	0	0	1	0
LAV Sakada lb	4	0	2	2	1	0	0	0	0	1	0	0	0	1	0	1	0	3	0	0
VUTH Vanneng dh	3	0	1	0	0	0	0	0	0	0	0	0	0	1	0	0	0	0	0	0
DEAP Soknim rf	0	0	0	0	0	0	0	0	0	0	0	0	0	0	0	0	0	3	0	1
VYRA Titmony c	3	0	0	0	0	0	0	0	0	0	0	0	0	0	0	0	0	6	1	1
POL Tharith rf	3	0	0	0	0	0	0	0	0	0	0	0	0	3	0	1	0	0	0	0
PHON Netra p/p	0	0	0	0	0	0	0	0	0	0	0	0	0	0	0	0	0	0	0	0
HENG Lyhour cf	3	0	1	0	0	0	0	0	0	2	0	0	0	0	0	0	0	4	0	0
Totals	32	2	6	2	1	0	0	0	0	3	0	0	0	9	0	2	0	24	6	2

Hong Kong, China 5

PLAYER	AB	R	H	BI	2B	3B	HR	BB	SB	CS	HP	SH	SF	SO	IBB	KL	GDP	PO	A	E
CHENG Hoi Ting ss	3	2	1	0	1	0	0	1	1	0	0	0	0	1	0	0	0	4	4	0
LO Ho Lam Andy dh	3	0	0	1	0	0	0	1	0	0	0	0	0	1	0	0	0	0	0	0
WEN Tsz Yin Jordan cf	3	1	2	0	2	0	0	1	0	0	0	0	0	0	0	0	0	2	0	0
NG Yau Pang rf	3	0	1	0	0	0	0	1	0	0	0	0	0	0	0	0	1	0	0	0
MOK Chun Lam pr/rf	0	0	0	0	0	0	0	2	0	0	0	0	0	0	0	0	0	0	0	0
YUNG Tsun Wai lf	3	1	1	1	0	0	0	0	0	0	0	0	1	0	0	0	0	1	1	0
TAM Ho Yin Benny c	2	1	0	0	0	0	0	1	1	0	1	0	0	0	0	0	0	7	1	1
MA Hon Man Ashley 3b	4	0	1	2	0	0	0	0	0	0	0	0	0	0	0	0	0	0	3	0
CHAN Sze Yue lb	2	0	0	0	0	0	0	0	0	0	1	0	0	0	0	0	0	7	4	0
LEE LONG CHING 2b	2	0	0	0	0	0	0	0	0	0	0	0	0	1	0	1	0	5	0	1
CHAN Cheuk Kiu ph/2b	1	0	0	0	0	0	0	0	0	0	0	0	0	1	0	1	0	1	1	0
LEE Ho Chi Ryan p	0	0	0	0	0	0	0	0	0	0	0	0	0	0	0	0	0	0	3	1
LEUNG Ka Ho Sam p	0	0	0	0	0	0	0	0	0	0	0	0	0	0	0	0	0	0	0	0
Totals	26	5	6	4	3	0	0	5	4	0	2	0	1	4	0	2	1	27	17	3

Cambodia	IP	H	R	ER	BB	SO	WP	HP	BK	IBB	SH	SF	2B	3B	HR	AB	BF	FO	GO	NP
DEAP Soknim L,0-1	6.0	4	4	3	4	2	2	2	0	0	0	0	2	0	0	19	25	10	3	77
PHON Netra	2.0	2	1	0	1	2	1	0	0	0	0	1	1	0	0	7	9	4	0	42

Hong Kong, China	IP	H	R	ER	BB	SO	WP	HP	BK	IBB	SH	SF	2B	3B	HR	AB	BF	FO	GO	NP
LEE Ho Chi Ryan	6.0	6	2	0	0	5	0	0	0	0	0	0	1	0	0	23	23	6	4	59
LEUNG Ka Ho Sam W,1-0	3.0	0	0	0	0	4	0	0	0	0	0	0	0	0	0	9	9	2	3	34

Umpires: HP: Albert Ian Casuga (PHI), 1B: Tanate KULTATE (THA), 2B: Roland Siacor (PHI),
 3B: Ricky Bernabe (PHI)
 Scorers: THELMA ANDOLA (PHI), Eufrocina Angeles Gundaya (PHI), Wang Hin LEUNG (HKG)
 TC: Roger T (TPE), Rhoym M. Landicho (PHI)
 Start: 8:59 Time: 2:31 Attendance: 102 Weather: Cloudy - 29°C

GAME SUMMARY - 5



MALAYSIA - THAILAND



Oct 30, 2024 at Clark (PHI)

 Malaysia.....00 0 00 - 0 6 1
 Thailand.....1(11)(10) 9X - 31 21 1

Malaysia 0

PLAYER	AB	R	H	BI	2B	3B	HR	BB	SB	CS	HP	SH	SF	SO	IBB	KL	GDP	PO	A	E	
IDRUS SAIDI MUHAMMAD lf	3	0	1	0	0	0	0	0	0	0	0	0	0	1	0	1	0	1	0	0	
CHE YUSOFF MUHAMAD S 3b	3	0	1	0	0	0	0	0	0	0	0	0	0	0	0	0	0	0	2	0	0
MOHD ROHAIZIMI MD AI dh	2	0	1	0	0	0	0	0	0	0	1	0	0	0	0	0	0	0	0	0	0
WAN AZMAN WAN AMIRUL rf	2	0	0	0	0	0	0	0	0	0	0	1	0	1	0	0	0	1	0	0	
HAMDAN NIK MUHAMMAD 2b	2	0	1	0	0	0	0	1	0	0	0	0	0	0	0	0	0	1	1	0	
SOHAIMI MUHAMMAD HAK lb	1	0	0	0	0	0	0	0	0	0	1	0	1	0	1	0	0	3	0	0	
MANSOR MUHAMAD AMIRU c	2	0	0	0	0	0	0	0	0	0	0	0	0	0	0	0	0	3	0	0	
MUHAMMAD HAIKAL ODIN cf	2	0	2	0	0	0	0	0	1	0	0	0	0	0	0	0	0	1	0	0	
YAACOB MOHD AL FAKRE ss	2	0	0	0	0	0	0	0	0	0	0	0	0	0	0	0	0	0	0	0	
PALANIANDY VIMALLAN p	0	0	0	0	0	0	0	0	0	0	0	0	0	0	0	0	0	0	0	0	
DALI ILYA SULAIMAN p	0	0	0	0	0	0	0	0	0	0	0	0	0	0	0	0	0	0	1	1	
WAN NAZRI WAN NAZIRU p	0	0	0	0	0	0	0	0	0	0	0	0	0	0	0	0	0	0	0	0	
Totals	19	0	6	0	0	0	0	1	1	0	1	2	0	3	0	2	0	12	2	1	

Thailand 31

PLAYER	AB	R	H	BI	2B	3B	HR	BB	SB	CS	HP	SH	SF	SO	IBB	KL	GDP	PO	A	E
MUANGKASEM NARUEPHOL 2b	1	2	0	0	0	0	0	2	1	0	0	0	0	0	0	0	0	1	0	0
ANUCHA LUNGLOEK ph/2b	2	3	2	3	0	0	1	1	0	0	0	0	0	0	0	0	0	0	0	0
RYOTO YUTHAI lf	2	3	2	4	2	0	0	1	1	0	1	0	0	0	0	0	0	1	0	0
RAKNOI WETPHISIT lf	1	1	1	1	0	0	0	1	1	0	0	0	0	0	0	0	0	0	0	0
DARU JOSEPH MATTHEW cf	3	1	1	1	1	0	0	1	0	0	0	0	0	0	0	0	0	0	0	0
BUCHA SETTHAWUT cf	1	1	0	0	0	0	0	0	0	0	1	0	0	0	0	0	0	0	0	0
CHAIKONGKRAM Jake Ji 1b	2	1	1	1	1	0	0	1	0	0	0	0	0	0	0	0	0	1	0	0
SAIBUAKAEW PIYATHAT 1b	1	3	1	1	1	0	0	2	0	0	0	0	0	0	0	0	0	2	0	1
FAENGSUP SURATIT dh	1	1	1	0	0	0	0	1	1	0	0	0	0	0	0	0	0	0	0	0
CHAIKAEW PAKORN ph/dh	2	3	2	3	0	0	0	1	0	0	0	0	0	0	0	0	0	0	0	0
SOMSUAI SUEPSAK ss	5	3	3	5	1	1	0	0	0	0	0	0	0	0	0	0	0	3	2	0
WUTTHIKORN PHOOMWUT c	3	1	1	1	1	0	0	0	0	0	0	0	0	0	0	0	0	3	1	0
PINGTI NUTDANAI ph/c	1	1	0	0	0	0	0	1	0	0	0	0	0	0	0	0	0	0	1	0
BUNNAM Nirawit c	0	0	0	0	0	0	0	0	0	0	0	0	0	0	0	0	0	1	1	0
NITUTHON PHONGSATHON 3b	4	3	2	2	0	0	1	1	1	0	0	0	0	2	0	1	0	0	0	0
PHRAECHAI SAKAI rf	3	3	3	3	0	1	0	2	0	0	0	0	0	0	0	0	0	1	1	0
LOIVANICH THANAPATH rf	2	1	1	1	0	0	1	0	0	0	0	0	0	1	0	0	0	1	0	0
CHUTONGRAT Kiattisak p	0	0	0	0	0	0	0	0	0	0	0	0	0	0	0	0	0	0	0	0
KHRUEAPROMMIN RATCHA p	0	0	0	0	0	0	0	0	0	0	0	0	0	0	0	0	0	1	0	0
CLARK ALEXANDER p	0	0	0	0	0	0	0	0	0	0	0	0	0	0	0	0	0	0	0	0
Totals	34	31	21	26	7	2	3	12	8	0	2	0	0	3	0	1	0	15	6	1

Malaysia	IP	H	R	ER	BB	SO	WP	HP	BK	IBB	SH	SF	2B	3B	HR	AB	BF	FO	GO	NP
PALANIANDY VIMALLAN L,0-1	2.0	10	12	12	5	0	1	0	2	0	0	0	6	0	1	16	21	3	3	65
DALI ILYA SULAIMAN	1.0	9	18	17	7	1	2	2	0	0	0	0	1	2	2	13	22	1	1	75
WAN NAZRI WAN NAZIRU	1.0	2	1	1	0	2	2	0	0	0	0	0	0	0	0	5	5	1	0	17

Thailand	IP	H	R	ER	BB	SO	WP	HP	BK	IBB	SH	SF	2B	3B	HR	AB	BF	FO	GO	NP
CHUTONGRAT Kiattisak W,1-0	3.0	4	0	0	0	2	0	1	0	0	0	0	0	0	12	13	3	2	37	
KHRUEAPROMMIN RATCHA	1.0	1	0	0	1	0	0	0	0	0	1	0	0	0	3	5	2	1	18	
CLARK ALEXANDER	1.0	1	0	0	0	1	0	0	0	0	1	0	0	0	4	5	1	1	14	

Umpires: HP:Mathew Lee (SGP), 1B:Michael Allan Natividad (PHI), 2B:Lester Pol Punzalan (PHI), 3B:Mitsuhiro Tamura (JPN)
 Scorers: Delia Acuña (PHI), MARY ROSE ACUÑA (PHI), Emily JOU (TPE)
 TC: Michael Malgapo Zialcita (PHI), Edward C. Flores (PHI)
 Start: 13:26 Time: 2:18 Attendance: 100 Weather: Cloudy - 31 °c

GAME SUMMARY - 6



PHILIPPINES - SINGAPORE



Oct 30, 2024 at Clark (PHI)

Philippines.....201 66 - 15 12 0
Singapore.....000 00 - 0 1 5

Philippines 15

PLAYER	AB	R	H	BI	2B	3B	HR	BB	SB	CS	HP	SH	SF	SO	IBB	KL	GDP	PO	A	E
MERCADO Ian lf	3	2	2	1	1	0	0	0	1	0	0	0	0	0	0	0	0	1	0	0
PAULE Nigel ph/lf	0	1	0	0	0	0	0	1	0	0	0	0	0	0	0	0	0	0	0	0
DE VERA Lord Aragorn ss	3	1	2	2	0	0	0	0	0	0	0	0	0	0	0	0	0	0	1	0
BOSITO Erwin pr/cf	0	1	0	0	0	0	0	0	1	1	1	0	0	0	0	0	0	1	0	0
SOBERANO Kyle Vincen cf/ss	4	3	1	1	1	0	0	0	4	0	0	0	0	1	0	0	0	0	0	0
SAMUEL Renato Jr lb	0	0	0	0	0	0	0	0	0	0	0	0	0	0	0	0	0	0	1	0
CAASALAN Clarence Ly 3b	3	1	1	1	0	0	0	1	1	0	0	0	0	1	0	1	0	0	1	0
BERONILLA Mark John dh	1	0	0	0	0	0	0	2	2	0	0	0	0	0	0	0	0	0	0	0
MATANGUIHAN John Leo ph/dh	1	0	1	1	0	0	0	0	0	0	0	0	0	0	0	0	0	0	0	0
SY Harper Gerald lb/2b	4	1	1	0	0	0	0	0	0	0	0	0	0	0	0	0	0	5	0	0
VARGAS John Raymond rf	3	2	2	2	1	0	1	0	1	0	0	0	0	1	0	1	0	3	0	0
PAREJA Jennald ph/rf	1	0	0	0	0	0	0	0	0	0	0	0	0	1	0	0	0	1	0	0
MANAIG Mark Steven c	3	1	1	1	0	0	0	0	0	0	0	0	0	0	0	0	0	2	1	0
BERNARDO Adriane Ros 2b	2	1	1	0	0	0	0	1	0	0	0	0	0	0	0	0	0	1	2	0
VILLAFANA Kyle Rodri pr/ss	0	1	0	0	0	0	0	0	0	0	0	0	0	0	0	0	0	1	1	0
DIARAO Junmar p	0	0	0	0	0	0	0	0	0	0	0	0	0	0	0	0	0	0	1	0
EGUIA Vladimir p	0	0	0	0	0	0	0	0	0	0	0	0	0	0	0	0	0	0	0	0
NEROSA Raymond p	0	0	0	0	0	0	0	0	0	0	0	0	0	0	0	0	0	0	0	0
Totals	28	15	12	9	3	0	1	5	10	1	1	0	0	4	0	2	0	15	8	0

Singapore 0

PLAYER	AB	R	H	BI	2B	3B	HR	BB	SB	CS	HP	SH	SF	SO	IBB	KL	GDP	PO	A	E
WONG Kohei ss	2	0	0	0	0	0	0	0	0	0	0	0	0	0	0	0	0	1	2	0
BIN ZHRIN Naeem lf	2	0	0	0	0	0	0	0	0	0	0	0	0	0	0	0	0	1	0	0
EU Ean 2b/3b	2	0	0	0	0	0	0	0	0	0	0	0	0	1	0	0	0	1	0	2
ITO Jyoji 3b/p/p/p	2	0	0	0	0	0	0	0	0	0	0	0	0	0	0	0	0	0	0	0
WONG Ryota lb	1	0	0	0	0	0	0	1	0	0	0	0	0	0	0	0	0	4	1	0
BIN TAN SABRI Mohame rf/2b	1	0	1	0	0	0	0	0	0	1	1	0	0	0	0	0	0	2	0	0
CHUA Hae Seong Jerem dh	1	0	0	0	0	0	0	0	0	0	0	0	0	0	0	0	0	0	0	0
TAN Fong-Jun, Sean rf	0	0	0	0	0	0	0	0	0	0	0	0	0	0	0	0	0	1	0	0
CHIA Andre Shaw Jin c	1	0	0	0	0	0	0	0	0	0	0	0	0	0	0	0	0	4	1	1
TAY Ody Joo Shua cf	1	0	0	0	0	0	0	0	0	0	0	0	0	0	0	0	0	0	0	2
NG Eleazar Jie Xian p	0	0	0	0	0	0	0	0	0	0	0	0	0	0	0	0	0	1	0	0
PEREIRA HANS BENNO p	0	0	0	0	0	0	0	0	0	0	0	0	0	0	0	0	0	0	1	0
LO Jia En, Jeremiah p	0	0	0	0	0	0	0	0	0	0	0	0	0	0	0	0	0	0	0	0
LIM Gideon p	0	0	0	0	0	0	0	0	0	0	0	0	0	0	0	0	0	0	0	0
Totals	13	0	1	0	0	0	0	1	0	1	1	0	0	1	0	0	0	15	5	5

Philippines	IP	H	R	ER	BB	SO	WP	HP	BK	IBB	SH	SF	2B	3B	HR	AB	BF	FO	GO	NP
DIARAO Junmar W,1-0	4.0	1	0	0	0	1	0	0	0	0	0	0	0	0	0	12	12	6	4	42
EGUIA Vladimir	0.1	0	0	0	0	0	0	0	0	0	0	0	0	0	0	1	1	1	0	3
NEROSA Raymond	0.2	0	0	0	1	0	0	1	0	0	0	0	0	0	0	2	0	0	0	10
Singapore	IP	H	R	ER	BB	SO	WP	HP	BK	IBB	SH	SF	2B	3B	HR	AB	BF	FO	GO	NP
NG Eleazar Jie Xian L,0-1	2.0	1	2	0	1	1	0	0	0	0	0	0	0	0	0	8	9	3	2	31
PEREIRA HANS BENNO	1.0	2	1	1	0	1	0	0	0	0	0	0	0	0	0	5	5	1	1	12
LO Jia En, Jeremiah	0.0	5	5	5	1	0	0	0	0	0	0	0	2	0	0	5	6	0	0	17
LIM Gideon	1.1	3	7	6	3	1	3	1	0	0	0	0	1	0	1	7	11	1	2	38
ITO Jyoji	0.2	1	0	0	0	1	0	0	0	0	0	0	0	0	0	3	3	1	0	8

Umpires: HP: Cheuk Kiu WONG (HKG), 1B: CHEN, Tsung Hsin (TPE), 2B: Awaluddin Bin Abd Rahim (MAS)
3B: Seng Von (CAM)

Scorers: Eufrocina Angeles Gundaya (PHI), THELMA ANDOLA (PHI), Wang Hin LEUNG (HKG)

TC: Rick Dell (USA), Peter Chen (TPE)

Start: 13:32 Time: 1:47 Attendance: 194 Weather: Cloudy - 30°C

GAME SUMMARY - 7



THAILAND – HONG KONG, CHINA



Oct 31, 2024 at Clark (PHI)

```

-----
Thailand.....000 000 000 - 0 7 1
Hong Kong, China...012 101 20X - 7 11 0
-----
    
```

Thailand 0

PLAYER	AB	R	H	BI	2B	3B	HR	BB	SB	CS	HP	SH	SF	SO	IBB	KL	GDP	PO	A	E
MUANGKASEM NARUEPHOL 2b	4	0	2	0	0	1	0	0	0	0	0	1	0	1	0	0	0	2	2	0
RYOTO YUTHAI rf/lf	3	0	0	0	0	0	0	0	0	0	0	1	0	2	0	1	0	3	0	0
DARU JOSEPH MATTHEW cf	3	0	0	0	0	0	0	0	0	0	1	0	0	0	0	0	0	2	0	0
FAENGSSUP SURATIT lf	2	0	0	0	0	0	0	0	0	0	0	0	0	1	0	1	0	2	0	0
CHAISSONGKRAM Jake Ji 1b	2	0	1	0	0	0	0	0	0	0	0	0	0	0	0	0	0	4	0	0
CLARK ALEXANDER 3b	3	0	0	0	0	0	0	1	1	0	0	0	0	0	0	0	0	1	3	0
WUTTHIKORN PHOOMWUT c	4	0	2	0	0	0	0	0	0	1	0	0	0	1	0	0	0	0	2	0
BUNNAM Nirawit c	0	0	0	0	0	0	0	0	0	0	0	0	0	0	0	0	0	1	0	0
SOMSUAI SUEPSAK ss	4	0	0	0	0	0	0	0	0	0	0	0	0	2	0	0	0	0	1	1
NITUTHON PHONGSATHON dh	2	0	1	0	0	0	0	1	0	0	1	0	0	1	0	0	0	0	0	0
PHRAECHAI SAKAI lb/rf	2	0	1	0	0	0	0	0	0	0	1	1	0	0	0	0	0	9	0	0
SUKMUANG PHANUWAT p	0	0	0	0	0	0	0	0	0	0	0	0	0	0	0	0	0	0	1	0
LIN SUPPAKORN p	0	0	0	0	0	0	0	0	0	0	0	0	0	0	0	0	0	0	1	0
CHUTONGRAT Kiattisak p	0	0	0	0	0	0	0	0	0	0	0	0	0	0	0	0	0	0	0	0
Totals	29	0	7	0	0	1	0	2	1	1	3	3	0	8	0	2	0	24	10	1

Hong Kong, China 7

PLAYER	AB	R	H	BI	2B	3B	HR	BB	SB	CS	HP	SH	SF	SO	IBB	KL	GDP	PO	A	E
CHENG Hoi Ting ss	4	1	0	0	0	0	0	1	0	0	0	0	0	0	0	0	0	2	2	0
YUNG Tsun Wai lf	3	0	1	1	0	0	0	0	0	0	0	1	0	0	0	0	0	2	0	0
LEUNG Ho Nam ph/rf	1	0	0	0	0	0	0	0	0	0	0	0	0	0	0	0	0	0	0	0
WEN Tsz Yin Jordan cf	4	1	2	2	0	0	0	0	0	0	1	0	0	0	0	0	0	2	1	0
MOK Chun Lam pr/cf	0	0	0	0	0	0	0	0	0	0	0	0	0	0	0	0	0	0	0	0
NG Yau Pang rf/lf	5	1	1	0	0	0	0	0	0	0	0	0	0	1	0	0	0	0	0	0
LO Ho Lam Andy dh	3	2	2	1	0	0	0	1	0	0	0	0	0	0	0	0	0	0	0	0
TAM Ho Yin Benny c	2	0	1	1	0	0	0	0	0	0	1	1	0	1	0	1	0	6	3	0
MA Hon Man Ashley 3b	4	0	3	1	0	0	0	0	0	0	0	0	0	0	0	0	0	2	2	0
CHAN Sze Yue lb	3	1	1	1	1	0	0	0	0	0	0	0	1	0	0	0	1	12	1	0
CHAN Cheuk Kiu 2b	2	1	0	0	0	0	0	0	0	0	1	1	0	0	0	0	0	1	2	0
CHENG YU HIN OSCAR p	0	0	0	0	0	0	0	0	0	0	0	0	0	0	0	0	0	0	3	0
MOK Chun Pui p	0	0	0	0	0	0	0	0	0	0	0	0	0	0	0	0	0	0	0	0
TSANG Kin Nam p	0	0	0	0	0	0	0	0	0	0	0	0	0	0	0	0	0	0	1	0
Totals	31	7	11	7	1	0	0	2	0	0	3	3	1	2	0	1	1	27	15	0

Thailand	IP	H	R	ER	BB	SO	WP	HP	BK	IBB	SH	SF	2B	3B	HR	AB	BF	FO	GO	NP
SUKMUANG PHANUWAT L,0-1	3.0	5	3	3	1	0	1	2	0	0	2	1	0	0	0	11	17	4	5	42
LIN SUPPAKORN	3.0	5	4	4	1	1	2	1	0	0	1	0	1	0	0	13	16	3	5	38
CHUTONGRAT Kiattisak	2.0	1	0	0	0	1	0	0	0	0	0	0	0	0	0	7	7	3	1	21

Hong Kong, China	IP	H	R	ER	BB	SO	WP	HP	BK	IBB	SH	SF	2B	3B	HR	AB	BF	FO	GO	NP
CHENG YU HIN OSCAR W,1-0	7.0	7	0	0	1	6	0	2	0	0	3	0	0	1	0	23	29	3	10	85
MOK Chun Pui	1.0	0	0	0	1	0	0	0	0	0	0	0	0	0	0	3	4	3	0	16
TSANG Kin Nam	1.0	0	0	0	0	2	0	1	0	0	0	0	0	0	0	3	4	0	1	16

Umpires: HP: CHEN, Tsung Hsin (TPE), 1B: Albert Ian Casuga (PHI), 2B: Michael Allan Natividad (PHI), 3B: AWALUDDIN BIN ABD RAHIM (MAS)

Scorers: Eufrocina Angeles Gundaya (PHI), THELMA ANDOLA (PHI), Delia Acuña (PHI), Emily JOU (TPE)

TC: Rick Dell (USA), Michael Malgapo Zialcita (PHI)

Start: 8:59 Time: 2:44 Attendance: 96 Weather: Cloudy - 27°C

GAME SUMMARY - 8



MALAYSIA - CAMBODIA



Oct 31, 2024 at Clark (PHI)

```
-----
Malaysia.....030 050 220 - 12 11 7
Cambodia.....402 100 010 - 8 8 6
-----
```

Malaysia 12

PLAYER	AB	R	H	BI	2B	3B	HR	BB	SB	CS	HP	SH	SF	SO	IBB	KL	GDP	PO	A	E
MUHAMMAD HAIKAL ODIN rf	6	1	1	1	0	0	0	0	1	0	0	0	0	0	0	0	0	2	0	1
RIDUAN MOHAMAD AMIRU lf	1	0	0	0	0	0	0	0	0	0	0	0	0	0	0	0	0	0	0	0
WAN NAZRI WAN NAZIRU p	4	2	1	1	0	0	0	1	1	0	0	0	0	1	0	0	0	0	1	0
IDRUS SAIDI MUHAMMAD ss	5	1	0	0	0	0	0	0	0	0	0	0	0	0	0	0	0	3	4	1
WAN AZMAN WAN AMIRUL dh	0	0	0	0	0	0	0	0	0	0	0	0	0	0	0	0	0	0	0	0
MOHD ROHAIZIMI MD AI lf	4	2	1	1	0	0	0	0	2	0	1	0	0	0	0	0	0	1	0	0
HAMDAN NIK MUHAMMAD 2b	4	2	2	0	0	1	0	1	0	1	0	0	0	0	0	0	0	2	0	1
NORAZMI MOHAMAD HAIK 2b	0	0	0	0	0	0	0	0	0	0	0	0	0	0	0	0	0	0	0	0
MD IDRIS MUHAMMAD LU 3b	2	1	1	1	0	0	0	0	1	0	0	0	0	0	0	0	0	1	2	2
YAACOB MOHD AL FAKRE ph/3b	1	0	1	2	0	0	0	1	1	0	0	1	0	0	0	0	0	1	2	2
ZULKIFFLI SYAMIER cf	5	1	2	2	1	0	0	0	0	0	0	0	0	1	0	0	0	3	0	0
MANSOR MUHAMAD AMIRU c	0	0	0	0	0	0	0	0	0	0	0	0	0	0	0	0	0	0	0	0
AMALUDIN SADIY SYAHM c	2	1	2	1	0	1	0	1	1	0	0	2	0	0	0	0	0	7	3	0
SOHAIMI MUHAMMAD HAK 1b	2	1	0	0	0	0	0	2	0	1	0	1	0	2	0	0	0	7	0	0
Totals	36	12	11	9	1	2	0	6	7	2	1	4	0	6	0	0	0	27	12	7

Cambodia 8

PLAYER	AB	R	H	BI	2B	3B	HR	BB	SB	CS	HP	SH	SF	SO	IBB	KL	GDP	PO	A	E
HOUN Vev 3b	4	1	1	0	0	0	0	1	3	0	0	0	0	1	0	0	0	2	1	2
DUN Vandara 2b	4	2	2	0	0	0	0	1	2	0	0	0	0	0	0	0	0	2	1	0
MET Pheakdey ss	4	2	1	0	0	0	0	1	0	0	0	0	0	0	0	0	0	1	1	0
LAV Sakada 1b	4	1	1	0	0	0	0	0	1	0	1	0	0	1	0	0	0	11	0	0
SUY Visal lf/cf	3	0	0	0	0	0	0	1	1	1	1	0	0	1	0	1	0	1	0	0
VUTH Vanneng dh	1	0	0	0	0	0	0	1	0	0	0	0	0	0	0	0	0	0	0	0
PHON Netra rf	3	0	1	0	0	0	0	0	3	0	0	0	0	0	0	0	0	0	3	1
POL Tharith rf	2	0	0	0	0	0	0	0	0	0	0	0	0	1	0	0	0	2	0	0
DEAP Soknim p/lf	2	1	0	0	0	0	0	1	1	0	0	0	0	0	0	0	0	0	3	2
RITH Chomrouen c	2	0	0	0	0	0	0	0	0	0	0	0	0	2	0	1	0	2	2	1
VYRA Titmony c	3	0	0	0	0	0	0	0	0	0	0	0	0	1	0	0	0	3	1	0
HENG Lyhour cf	2	1	1	0	0	0	0	1	0	0	0	0	0	1	0	1	0	2	0	0
CHHUY Bunhouth lf/p	2	0	1	1	0	0	0	0	0	0	0	0	0	0	0	0	0	1	0	0
Totals	36	8	8	1	0	0	0	6	12	1	2	0	0	8	0	3	0	27	12	6

Malaysia	IP	H	R	ER	BB	SO	WP	HP	BK	IBB	SH	SF	2B	3B	HR	AB	BF	FO	GO	NP
MOHD ROHAIZIMI MD AI	0.0	0	4	4	4	0	1	0	0	0	0	0	0	0	0	1	5	0	1	24
WAN NAZRI WAN NAZIRU W,1-0	9.0	8	4	2	2	8	1	2	2	0	0	0	0	0	0	35	39	9	5	118

Cambodia	IP	H	R	ER	BB	SO	WP	HP	BK	IBB	SH	SF	2B	3B	HR	AB	BF	FO	GO	NP
PHON Netra	4.1	5	8	5	2	3	2	0	0	0	1	0	1	1	0	19	22	6	5	66
DEAP Soknim L,0-2	3.1	5	4	1	3	3	1	1	0	0	3	0	0	0	0	13	20	3	3	79
CHHUY Bunhouth	1.1	1	0	0	1	0	0	0	0	0	0	0	0	1	0	4	5	2	1	23

Umpires: HP: Lester Pol Punzalan (PHI), 1B: Lester Pol Punzalan (PHI), 2B: Mathew Lee Lee (SGP), 3B: Lester Pol Punzalan (THA)
 Scorers: Delia Acuña (PHI), MARY ROSE ACUÑA (PHI), Emily JOU (TPE)
 TC: Roger Tsai (TPE), Edward C. Flores (PHI)
 Start: 13:37 Time: 3:30 Attendance: 88 Weather: Raining - 28°C

GAME SUMMARY - 9



SINGAPORE - INDONESIA



Oct 31, 2024 at Clark (PHI)

 Singapore.....010 340 030 - 11 17 6
 Indonesia.....020 100 510 - 9 12 0

Singapore 11

PLAYER	AB	R	H	BI	2B	3B	HR	BB	SB	CS	HP	SH	SF	SO	IBB	KL	GDP	PO	A	E
WONG Kohei ss	5	2	2	3	1	0	0	0	0	0	0	0	0	2	0	0	0	1	0	2
BIN ZAHRIN Naeem lf/lb/3b	5	0	1	1	1	0	0	0	0	0	0	0	0	0	0	0	0	1	1	1
WONG Ryota lb/p/lb	5	0	3	1	0	0	0	0	0	0	0	0	0	0	0	0	0	7	1	0
ITO Jyoji 3b/p/3b/p	5	1	2	0	1	0	0	0	1	0	0	0	0	0	0	0	0	0	0	1
BIN TAN SABRI Mohame rf	4	1	1	0	0	0	0	1	0	0	0	0	0	1	0	1	0	3	1	0
TAM Joshua dh/3b	3	1	1	0	0	0	0	1	0	0	0	0	0	0	0	0	0	0	2	2
NG Eleazar Jie Xian p/p	0	0	0	0	0	0	0	0	0	0	0	0	0	0	0	0	0	0	0	0
LIM Xiang Jie lf	1	0	1	0	0	0	0	0	1	0	0	0	0	0	0	0	0	3	0	0
CHIA Andre Shaw Jin c	5	2	1	0	1	0	0	0	0	0	0	0	0	2	0	2	1	9	0	0
EU Ean 2b	5	2	2	4	0	0	1	0	0	0	0	0	0	1	0	0	0	2	5	0
TAY Ody Joo Shua cf	5	2	3	2	0	0	0	0	1	0	0	0	0	0	0	0	0	1	0	0
Totals	43	11	17	11	4	0	1	2	3	0	0	0	0	6	0	3	1	27	10	6

Indonesia 9

PLAYER	AB	R	H	BI	2B	3B	HR	BB	SB	CS	HP	SH	SF	SO	IBB	KL	GDP	PO	A	E
FABIL DIVA REZA dh	3	0	0	0	0	0	0	0	0	0	0	0	0	0	0	0	0	0	0	0
HAMDANI CHARIS ph/dh	3	0	0	0	0	0	0	0	0	0	0	0	0	1	0	0	0	0	0	0
RAMADHAN RIZKI JODIA 2b	4	1	1	0	0	0	0	1	1	0	1	0	0	1	0	0	0	2	2	0
RANJANI RANJANI 1b	4	1	1	0	0	0	0	1	0	0	0	0	0	2	0	0	0	14	1	0
KURNIAWAN MUHAMMAD V 3b	2	0	0	0	0	0	0	0	0	0	0	0	0	0	0	0	0	2	3	0
MAHMUD ADITYA MUFLIH ph/3b	2	2	1	0	1	0	0	0	0	0	0	1	0	1	0	0	0	0	0	0
ZULFIKAR Faldy Akhma c	4	2	2	1	0	0	0	0	0	0	1	0	0	0	0	0	0	5	2	0
AVERDI ACHMAD NOUVAL lf	1	1	0	0	0	0	0	0	0	0	0	1	0	1	0	0	0	2	0	0
MUTHAHHARI MUHAMMAD cf	3	1	1	1	0	0	0	0	0	0	0	0	0	1	0	1	0	1	0	0
AMINUDIN AKBAR KURNI rf	5	0	2	1	0	0	0	0	0	0	0	0	0	1	0	1	0	0	0	0
LAZUARDI NAZREY cf/lf	4	0	2	2	0	0	0	0	1	0	0	1	0	0	0	0	0	1	0	0
RAMADHAN RIZKI ss	4	1	2	1	0	0	0	0	1	0	0	0	1	0	0	0	0	0	3	0
MUHAMMAD HADI NUR p	0	0	0	0	0	0	0	0	0	0	0	0	0	0	0	0	0	0	0	0
ROZALI RAWAFI YAPUTR p	0	0	0	0	0	0	0	0	0	0	0	0	0	0	0	0	0	0	1	0
AKBAR Muhammad p	0	0	0	0	0	0	0	0	0	0	0	0	0	0	0	0	0	0	0	0
Totals	39	9	12	6	1	0	0	2	3	0	2	3	1	8	0	2	0	27	12	0

Singapore

	IP	H	R	ER	BB	SO	WP	HP	BK	IBB	SH	SF	2B	3B	HR	AB	BF	FO	GO	NP
TAM Joshua	1.0	3	2	1	0	1	0	1	0	0	2	0	0	0	0	6	9	1	2	30
ITO Jyoji W,1-0	8.0	6	2	1	0	7	0	0	0	0	0	1	1	0	0	30	31	9	7	103
NG Eleazar Jie Xian	0.0	0	4	3	2	0	1	1	0	0	1	0	0	0	0	4	0	0	15	
WONG Ryota	0.0	3	1	1	0	0	0	0	0	0	0	0	0	0	0	3	3	0	11	

Indonesia

	IP	H	R	ER	BB	SO	WP	HP	BK	IBB	SH	SF	2B	3B	HR	AB	BF	FO	GO	NP
MUHAMMAD HADI NUR	3.2	6	4	4	1	3	0	0	0	0	0	0	2	0	0	18	19	2	8	70
ROZALI RAWAFI YAPUTR L,0-1	3.2	10	7	7	1	2	1	0	0	0	0	0	2	0	1	19	20	3	4	72
AKBAR Muhammad	1.2	1	0	0	0	1	0	0	0	0	0	0	0	0	0	6	6	4	0	23

Umpires: HP: Mitsuhiro Tamura (JPN), 1B: Cheuk Kiu WONG (HKG), 2B: Roland Siacor (PHI),
 3B: Seng Von (CAM)
 Scorers: THELMA ANDOLA (PHI), Eufrocina Angeles Gundaya (PHI), Wang Hin LEUNG (HKG)
 TC: Peter Chan (TPE), Rhoy M. Landicho (PHI)
 Start: 13:38 Time: 3:55 Attendance: 87 Weather: Raining - 29°C

TEAM'S STATS (INCLUDING GAMES 1-9)



CAMBODIA

CAM

(All Games, Sorted by Batting Avg)

Record: Tournament: 0-4 / Opening Round: 0-3 / Placement: 0-1

#	PLAYER	AVG	GP-GS	AB	R	H	2B	3B	HR	RBI	TB	SLG%	BB	HP	SO	GDP	OB%	SF	SH	SB-ATT
10	CHHUY Bunhouth	.600	2-1	5	0	3	0	0	0	2	3	.600	0	1	1	0	.667	0	0	1-1
7	LAV Sakada	.333	3-3	12	1	4	1	0	0	2	5	.417	0	1	2	0	.385	0	0	1-2
4	PHON Netra	.333	2-0	3	0	1	0	0	0	0	1	.333	0	0	0	0	.333	0	0	3-3
19	DUN Vandara	.273	3-3	11	4	3	0	0	0	0	3	.273	1	0	4	0	.333	0	0	2-2
15	MET Pheakdey	.250	3-3	12	3	3	0	0	0	1	3	.250	1	0	2	0	.308	0	0	1-1
16	HENG Lyhour	.250	3-3	8	2	2	0	0	0	0	2	.250	0	0	3	0	.250	0	0	1-3
5	vUTH Vanneng	.250	2-2	4	0	1	0	0	0	0	1	.250	1	0	1	0	.400	0	0	0-0
14	HOUN Vev	.200	3-3	10	2	2	1	0	0	0	3	.300	2	1	2	0	.385	0	0	4-5
9	SUY Visal	.100	3-3	10	1	1	0	0	0	0	1	.100	1	1	2	0	.250	0	0	1-2
1	POV Odom	.000	1-0	0	0	0	0	0	0	0	0	.000	1	0	0	0	1.000	0	0	0-0
13	VYRA Titmony	.000	3-2	9	0	0	0	0	0	0	0	.000	0	0	2	0	.000	0	0	0-0
12	DEAP Soknim	.000	2-0	2	1	0	0	0	0	0	0	.000	1	0	0	0	.333	0	0	1-1
2	POL Tharith	.000	3-3	5	0	0	0	0	0	0	0	.000	0	1	4	0	.167	0	1	0-0
3	RITH Chomrouen	.000	1-1	2	0	0	0	0	0	0	0	.000	0	0	2	0	.000	0	0	0-0
Totals		.215		93	14	20	2	0	0	5	22	.237	8	5	25	0	.311	0	1	15-20
Opponents		.295		88	31	26	6	2	0	24	36	.409	23	4	12	1	.445	4	6	24-26

(All Games, Sorted by Earned Run Avg)

#	PLAYER	ERA	W-L	SV	IP	G	GS	CG	SHO	H	R	ER	BB	SO	2B	3B	HR	AB	B/Avg	WP	HP	BK	IBB	SHA	SFA
12	DEAP Soknim	3.86	0-2	0	9.1	2	1	0	0	9	8	4	7	5	2	0	0	32	.281	3	3	0	0	3	0
4	PHON Netra	4.35	0-1	0	10.1	3	2	0	0	12	14	5	7	7	2	1	0	43	.279	6	1	0	0	2	2
10	CHHUY Bunhouth	6.75	0-0	0	2.2	2	0	0	0	2	5	2	6	0	1	1	0	8	.250	1	0	0	0	1	1
11	NGOK Reatrey	36.00	0-0	0	1.0	1	0	0	0	3	4	4	3	0	1	0	0	5	.600	0	0	0	0	0	1
Totals		5.79	0-3	0	23.1	3	3	0	0	26	31	15	23	12	6	2	0	88	.295	10	4	0	0	6	4
Opponents		2.16	3-0	0	25.0	3	3	0	0	20	14	6	8	25	2	0	0	93	.215	3	5	2	0	1	0

(All Games, Sorted by Fielding Pct)

#	PLAYER	C	PO	A	E	DP	FLD%	CSB	SBA	SBA%	CI	PB
7	LAV Sakada	23	23	0	0	1	1.000	0	0	0	0	0
16	HENG Lyhour	10	10	0	0	0	1.000	0	0	0	0	0
19	DUN Vandara	8	6	2	0	1	1.000	0	0	0	0	0
9	SUY Visal	5	4	1	0	0	1.000	0	0	0	0	0
10	CHHUY Bunhouth	5	2	3	0	0	1.000	0	0	0	0	0
2	POL Tharith	2	2	0	0	0	1.000	0	0	0	0	0
13	VYRA Titmony	14	10	3	1	0	.929	1	14	.933	0	1
4	PHON Netra	6	0	5	1	0	.833	0	0	0	0	0
3	RITH Chomrouen	5	2	2	1	0	.800	1	5	.833	0	0
15	MET Pheakdey	9	4	3	2	0	.778	0	0	0	0	0
12	DEAP Soknim	9	3	3	3	0	.667	0	0	0	0	0
14	HOUN Vev	9	4	2	3	0	.667	0	5	1.000	0	0
Totals		105	70	24	11	1	.895	2	24	.923	0	1
Opponents		129	75	39	15	1	.884	5	16	.762	0	0

TEAM'S STATS (INCLUDING GAMES 1-9)



HONG KONG, CHINA

HKG

(All Games, Sorted by Batting Avg)

Record: Tournament: 4-0 / Opening Round: 3-0 / Super round: 1-0

#	PLAYER	AVG	GP-GS	AB	R	H	2B	3B	HR	RBI	TB	SLG%	BB	HP	SO	GDP	OB%	SF	SH	SB-ATT
11	WEN Tsz Yin Jordan	.556	3-3	9	3	5	2	0	0	3	7	.778	4	1	0	0	.714	0	0	0-0
7	LO Ho Lam Andy	.500	3-3	10	4	5	1	0	0	5	6	.600	3	0	1	0	.615	0	0	0-0
24	LEE LONG CHING	.500	2-1	4	1	2	0	0	0	2	2	.500	0	0	1	0	.500	0	0	1-1
3	MA Hon Man Ashley	.455	3-3	11	2	5	0	0	0	3	5	.455	1	0	0	0	.500	0	0	1-1
59	YUNG Tsun Wai	.400	3-3	10	3	4	0	0	1	6	7	.700	0	0	0	0	.364	1	1	0-0
56	LEUNG Ho Nam	.333	2-0	3	1	1	0	0	0	0	1	.333	0	0	1	0	.333	0	0	1-1
18	CHENG Hoi Ting	.300	3-3	10	5	3	1	0	0	2	4	.400	2	0	1	0	.417	0	0	1-1
66	NG Yau Pang	.250	3-3	12	2	3	1	0	0	2	4	.333	1	0	1	1	.308	0	0	0-0
2	CHAN Cheuk Kiu	.250	3-2	4	3	1	0	0	0	1	1	.250	0	3	1	0	.571	0	1	0-0
33	TAM Ho Yin Benny	.167	3-3	6	1	1	0	0	0	1	1	.167	1	3	1	0	.500	0	1	1-1
34	CHAN Sze Yue	.167	3-3	6	2	1	1	0	0	1	2	.333	1	1	0	1	.333	1	0	0-0
4	TAM Ho Ki Bryan	.000	1-0	1	0	0	0	0	0	0	0	.000	0	0	1	0	.000	0	0	0-0
9	FUNG Anson	.000	1-0	1	1	0	0	0	0	0	0	.000	0	1	0	0	.500	0	0	0-0
6	MOK Chun Lam	.000	3-0	1	0	0	0	0	0	0	0	.000	0	0	1	0	.000	0	0	2-2
Totals		.352		88	28	31	6	0	1	26	40	.455	13	9	9	2	.473	2	3	7-7
Opponents		.179		78	3	14	1	1	0	2	17	.218	2	4	27	0	.238	0	3	2-6

(All Games, Sorted by Earned Run Avg)

#	PLAYER	ERA	W-L	SV	IP	G	GS	CG	SHO	H	R	ER	BB	SO	2B	3B	HR	AB	B/Avg	WP	HP	BK	IBB	SHA	SFA
15	MOK Chun Pui	0.00	0-0	0	1.0	1	0	0	0	0	0	0	1	0	0	0	0	3	.000	0	0	0	0	0	0
38	LEUNG Ka Ho Sam	0.00	1-0	0	3.0	1	0	0	0	0	0	0	0	4	0	0	0	9	.000	0	0	0	0	0	0
48	KWOK Ching Connor	0.00	1-0	0	3.0	1	1	0	0	0	0	0	0	5	0	0	0	9	.000	0	1	0	0	0	0
40	TSANG Kin Nam	0.00	0-0	0	1.0	1	0	0	0	0	0	0	0	2	0	0	0	3	.000	0	1	0	0	0	0
10	LEE Ho Chi Ryan	0.00	0-0	0	6.0	1	1	0	0	6	2	0	0	5	1	0	0	23	.261	0	0	0	0	0	0
99	CHENG YU HIN OSCAR	0.00	1-0	0	7.0	1	1	0	0	7	0	0	1	6	0	1	0	23	.304	0	2	0	0	3	0
27	CHEUNG Chun Yin Al	0.00	0-0	0	1.0	1	0	0	0	0	0	0	0	3	0	0	0	4	.000	0	0	0	0	0	0
94	Wong Sze Chun	9.00	0-0	0	1.0	1	0	0	0	1	1	1	0	2	0	0	0	4	.250	2	0	0	0	0	0
Totals		0.39	3-0	0	23.0	3	3	0	0	14	3	1	2	27	1	1	0	78	.179	2	4	0	0	3	0
Opponents		10.29	0-3	0	21.0	3	3	0	0	31	28	24	13	9	6	0	1	88	.352	9	9	0	0	3	2

(All Games, Sorted by Fielding Pct)

#	PLAYER	C	PO	A	E	DP	FLD%	CSB	SBA	SBA%	CI	PB
34	CHAN Sze Yue	26	20	6	0	1	1.000	0	0	0	0	0
18	CHENG Hoi Ting	12	6	6	0	0	1.000	0	0	0	0	0
3	MA Hon Man Ashley	7	2	5	0	0	1.000	0	0	0	0	0
11	WEN Tsz Yin Jordan	7	6	1	0	1	1.000	0	0	0	0	0
2	CHAN Cheuk Kiu	5	2	3	0	0	1.000	0	0	0	0	0
56	LEUNG Ho Nam	4	4	0	0	0	1.000	0	0	0	0	0
59	YUNG Tsun Wai	4	3	1	0	0	1.000	0	0	0	0	0
4	TAM Ho Ki Bryan	3	3	0	0	0	1.000	0	1	1.000	0	0
99	CHENG YU HIN OSCAR	3	0	3	0	0	1.000	0	0	0	0	0
48	KWOK Ching Connor	2	1	1	0	0	1.000	0	0	0	0	0
40	TSANG Kin Nam	1	0	1	0	0	1.000	0	0	0	0	0
33	TAM Ho Yin Benny	21	16	4	1	0	.952	1	1	.500	0	0
24	LEE LONG CHING	7	6	0	1	0	.857	0	0	0	0	0
10	LEE Ho Chi Ryan	4	0	3	1	0	.750	3	0	.000	0	0
94	Wong Sze Chun	1	0	0	1	0	.000	0	0	0	0	0
6	MOK Chun Lam	1	0	0	1	0	.000	0	0	0	0	0
Totals		108	69	34	5	1	.954	4	2	.333	0	0
Opponents		89	63	19	7	1	.921	0	7	1.000	0	1

TEAM'S STATS (INCLUDING GAMES 1-9)



INDONESIA

INA

(All Games, Sorted by Batting Avg)

Record: Tournament: 0-3 / Opening Round: 0-2 / Placement: 0-1

#	PLAYER	AVG	GP-GS	AB	R	H	2B	3B	HR	RBI	TB	SLG%	BB	HP	SO	GDP	OB%	SF	SH	SB-ATT
9	SUASTA I GEDE RICK	.500	1-0	2	0	1	0	0	0	1	1	.500	0	0	1	0	.500	0	0	0-0
22	AMINUDIN AKBAR KUR	.400	1-1	5	0	2	0	0	0	1	2	.400	0	0	1	0	.400	0	0	0-0
30	LAZUARDI NAZREY	.333	2-2	6	0	2	0	0	0	2	2	.333	0	0	0	0	.333	0	1	1-1
17	MAHMUD ADITYA MUFL	.333	2-1	3	2	1	1	0	0	0	2	.667	0	0	1	0	.333	0	1	0-0
7	MUTHAHHARI MUHAMMA	.333	1-0	3	1	1	0	0	0	1	1	.333	0	0	1	0	.333	0	0	0-0
2	ZULFIKAR Faldy Akh	.286	2-2	7	2	2	0	0	0	1	2	.286	0	1	0	0	.375	0	0	0-0
39	RAMADHAN RIZKI JOD	.286	2-2	7	1	2	0	0	0	0	2	.286	1	1	1	0	.444	0	0	1-1
10	RAMADHAN RIZKI	.286	2-2	7	1	2	0	0	0	1	2	.286	0	0	2	0	.250	1	0	1-1
32	FABIL DIVA REZA	.250	2-2	4	0	1	0	0	0	0	1	.250	0	0	0	0	.250	0	0	0-1
44	KURNIAWAN MUHAMMAD	.250	2-1	4	1	1	1	0	0	0	2	.500	0	0	0	0	.250	0	0	0-0
68	RANJANI RANJANI	.143	2-2	7	1	1	0	0	0	0	1	.143	1	0	2	0	.250	0	0	0-0
56	HAMDANI CHARIS	.000	2-0	3	0	0	0	0	0	0	0	.000	0	0	1	0	.000	0	0	0-0
11	RAHMAN MUHAMMAD NA	.000	1-1	2	0	0	0	0	0	0	0	.000	0	0	1	0	.000	0	0	0-0
8	AVERDI ACHMAD NOUV	.000	2-2	3	1	0	0	0	0	0	0	.000	1	0	1	0	.250	0	1	0-0
Totals		.254		63	10	16	2	0	0	7	18	.286	3	2	12	0	.304	1	3	3-4
Opponents		.382		76	24	29	6	2	1	21	42	.553	4	0	7	1	.407	1	0	7-7

(All Games, Sorted by Earned Run Avg)

#	PLAYER	ERA	W-L	SV	IP	G	GS	CG	SHO	H	R	ER	BB	SO	2B	3B	HR	AB	B/Avg	WP	HP	BK	IBB	SHA	SFA
51	Akbar Muhammad	0.00	0-1	0	3.0	2	1	0	0	5	7	0	2	1	1	1	0	16	.313	0	0	0	0	0	0
71	MUHAMMAD HADI NUR	9.82	0-0	0	3.2	1	1	0	0	6	4	4	1	3	2	0	0	18	.333	0	0	0	0	0	0
6	ROZALI RAWAFI YAPU	12.86	0-1	0	7.0	2	0	0	0	15	11	10	1	2	3	1	1	35	.429	1	0	0	0	0	1
19	ZAVIANDA MUHAMMAD	13.50	0-0	0	1.1	1	0	0	0	3	2	2	0	1	0	0	0	7	.429	1	0	0	0	0	0
Totals		9.60	0-2	0	15.0	2	2	0	0	29	24	16	4	7	6	2	1	76	.382	2	0	0	0	0	1
Opponents		3.94	2-0	0	16.0	2	2	0	0	16	10	7	3	12	2	0	0	63	.254	1	2	0	0	3	1

(All Games, Sorted by Fielding Pct)

#	PLAYER	C	PO	A	E	DP	FLD%	CSB	SBA	SBA%	CI	PB
68	RANJANI RANJANI	15	14	1	0	1	1.000	0	0	0	0	0
39	RAMADHAN RIZKI JOD	8	4	4	0	1	1.000	0	0	0	0	0
11	RAHMAN MUHAMMAD NA	8	8	0	0	0	1.000	0	0	0	0	0
2	ZULFIKAR Faldy Akh	7	5	2	0	0	1.000	0	7	1.000	0	2
44	KURNIAWAN MUHAMMAD	6	2	4	0	0	1.000	0	0	0	0	0
10	RAMADHAN RIZKI	5	2	3	0	1	1.000	0	0	0	0	0
8	AVERDI ACHMAD NOUV	4	4	0	0	0	1.000	0	0	0	0	0
30	LAZUARDI NAZREY	4	4	0	0	0	1.000	0	0	0	0	0
9	SUASTA I GEDE RICK	3	0	3	0	0	1.000	0	0	0	0	0
56	HAMDANI CHARIS	1	1	0	0	0	1.000	0	0	0	0	0
7	MUTHAHHARI MUHAMMA	1	1	0	0	0	1.000	0	0	0	0	0
6	ROZALI RAWAFI YAPU	1	0	1	0	0	1.000	0	0	0	0	0
32	FABIL DIVA REZA	4	0	2	2	0	.500	0	0	0	0	0
51	Akbar Muhammad	1	0	0	1	0	.000	0	0	0	0	0
17	MAHMUD ADITYA MUFL	1	0	0	1	0	.000	0	0	0	0	0
Totals		69	45	20	4	1	.942	0	7	1.000	0	2
Opponents		73	48	19	6	1	.918	1	3	.750	0	0

TEAM'S STATS (INCLUDING GAMES 1-9)



MALAYSIA

MAS

(All Games, Sorted by Batting Avg)

Record: Tournament: 2-2 / Opening Round: 1-2 / Placement: 1-0

#	PLAYER	AVG	GP-GS	AB	R	H	2B	3B	HR	RBI	TB	SLG%	BB	HP	SO	GDP	OB%	SF	SH	SB-ATT
77	HAMDAN NIK MUHAMMA	.500	2-2	6	2	3	0	1	0	0	5	.833	2	0	0	0	.625	0	0	0-1
3	AMALUDIN SADIY SYA	.500	2-1	4	1	2	0	1	0	1	4	1.000	1	0	2	0	.600	0	2	1-1
5	MOHD ROHAIZIMI MD	.333	2-1	6	2	2	0	0	0	1	2	.333	0	2	0	0	.500	0	0	2-2
79	CHE YUSOFF MUHAMAD	.333	2-1	3	0	1	0	0	0	0	1	.333	0	0	0	0	.333	0	0	0-0
11	YAACOB MOHD AL FAK	.333	2-1	3	0	1	0	0	0	2	1	.333	1	0	0	0	.500	0	1	1-1
97	MUHAMMAD HAIKAL OD	.300	3-3	10	1	3	0	0	0	1	3	.300	0	0	2	0	.300	0	0	2-2
9	ZULKIFFLI AHMAD SY	.286	2-2	7	1	2	1	0	0	2	3	.429	0	0	3	0	.286	0	0	0-0
32	WAN NAZRI WAN NAZI	.250	1-0	4	2	1	0	0	0	1	1	.250	1	0	1	0	.400	0	0	1-1
64	MD IDRIS MUHAMMAD	.250	2-2	4	1	1	0	0	0	1	1	.250	0	0	2	0	.250	0	0	1-1
20	IDRUS SAIDI MUHAMM	.200	3-3	10	2	2	0	0	0	0	2	.200	0	0	3	0	.200	0	0	0-0
2	MANSOR MUHAMAD AMI	.000	2-2	2	0	0	0	0	0	0	0	.000	0	0	0	0	.000	0	0	0-0
17	SOHAIMI MUHAMMAD H	.000	3-3	5	1	0	0	0	0	0	0	.000	2	0	4	0	.286	0	2	0-1
8	NORAZMI MOHAMAD HA	.000	2-1	1	0	0	0	0	0	0	0	.000	0	1	1	0	.500	0	0	0-0
99	WAN AZMAN WAN AMIR	.000	3-3	4	0	0	0	0	0	0	0	.000	0	0	1	0	.000	0	1	0-0
88	RIDUAN MOHAMAD AMI	.000	2-2	3	0	0	0	0	0	0	0	.000	0	0	0	0	.000	0	0	1-1
Totals		.250		72	13	18	1	2	0	9	23	.319	7	3	19	0	.341	0	6	9-11
Opponents		.426		101	55	43	9	2	4	42	68	.673	24	8	14	0	.564	0	0	23-24

(All Games, Sorted by Earned Run Avg)

#	PLAYER	ERA	W-L	SV	IP	G	GS	CG	SHO	H	R	ER	BB	SO	2B	3B	HR	AB	B/Avg	WP	HP	BK	IBB	SHA	SFA
32	WAN NAZRI WAN NAZI	6.35	1-0	0	11.1	3	0	0	0	16	10	8	3	13	0	0	1	50	.320	5	3	2	0	0	0
5	MOHD ROHAIZIMI MD	31.91	0-1	0	3.2	2	2	0	0	8	15	13	9	0	2	0	0	22	.364	2	3	0	0	0	0
27	PALANIANDY VIMALLA	54.00	0-1	0	2.0	1	1	0	0	10	12	12	5	0	6	0	1	16	.625	1	0	2	0	0	0
10	DALI ILYA SULAIMAN	153.00	0-0	0	1.0	1	0	0	0	9	18	17	7	1	1	2	2	13	.692	2	2	0	0	0	0
Totals		25.00	1-2	0	18.0	3	3	0	0	43	55	50	24	14	9	2	4	101	.426	10	8	4	0	0	0
Opponents		3.32	2-1	0	19.0	3	3	0	0	18	13	7	7	19	1	2	0	72	.250	5	3	0	0	6	0

(All Games, Sorted by Fielding Pct)

#	PLAYER	C	PO	A	E	DP	FLD%	CSB	SBA	SBA%	CI	PB
17	SOHAIMI MUHAMMAD H	14	14	0	0	0	1.000	0	0	0	0	0
8	NORAZMI MOHAMAD HA	5	3	2	0	0	1.000	0	0	0	0	0
2	MANSOR MUHAMAD AMI	3	3	0	0	0	1.000	0	11	1.000	0	1
79	CHE YUSOFF MUHAMAD	2	2	0	0	0	1.000	0	0	0	0	0
99	WAN AZMAN WAN AMIR	1	1	0	0	0	1.000	0	0	0	0	0
88	RIDUAN MOHAMAD AMI	1	1	0	0	0	1.000	0	0	0	0	0
32	WAN NAZRI WAN NAZI	1	0	1	0	1	1.000	0	1	1.000	0	0
5	MOHD ROHAIZIMI MD	1	1	0	0	0	1.000	0	0	0	0	0
3	AMALUDIN SADIY SYA	14	10	3	1	1	.929	1	12	.923	0	0
20	IDRUS SAIDI MUHAMM	9	4	4	1	1	.889	0	0	0	0	0
9	ZULKIFFLI AHMAD SY	6	5	0	1	1	.833	0	0	0	0	0
97	MUHAMMAD HAIKAL OD	6	5	0	1	0	.833	0	0	0	0	0
77	HAMDAN NIK MUHAMMA	5	3	1	1	0	.800	0	0	0	0	0
11	YAACOB MOHD AL FAK	5	1	2	2	0	.600	0	0	0	0	0
64	MD IDRIS MUHAMMAD	8	1	3	4	1	.500	0	0	0	0	0
10	DALI ILYA SULAIMAN	2	0	1	1	0	.500	0	0	0	0	0
Totals		83	54	17	12	1	.855	1	24	.960	0	1
Opponents		86	57	20	9	1	.895	2	9	.818	0	0

TEAM'S STATS (INCLUDING GAMES 1-9)



PHILIPPINES

PHI

(All Games, Sorted by Batting Avg)

Record: Tournament: 3-0 / Opening Round: 2-0 / Super round: 1-0

#	PLAYER	AVG	GP-GS	AB	R	H	2B	3B	HR	RBI	TB	SLG%	BB	HP	SO	GDP	OB%	SF	SH	SB-ATT
27	Matanguihan John L	1.000	2-0	2	1	2	0	0	0	1	2	1.000	0	0	0	0	1.000	0	0	0-0
11	de Vera Lord Arago	.667	2-2	6	1	4	0	1	0	4	6	1.000	1	0	0	0	.714	0	0	0-0
13	Vargas John Reymon	.600	2-2	5	4	3	1	0	1	2	7	1.400	1	0	1	0	.667	0	0	3-3
18	Manaig Mark Steven	.500	2-2	6	4	3	1	0	0	2	4	.667	0	0	0	0	.500	0	0	1-1
19	Bernardo Adriane R	.500	2-2	4	2	2	0	0	0	2	2	.500	1	0	0	0	.500	1	0	0-0
28	Beronilla Mark Joh	.400	2-2	5	2	2	0	1	0	2	4	.800	2	0	0	0	.571	0	0	2-2
55	Sy Harper Gerald	.375	2-2	8	2	3	0	0	0	2	3	.375	0	0	0	0	.375	0	0	0-0
6	SOBERANO Kyle Vinc	.286	2-2	7	5	2	2	0	0	1	4	.571	0	0	1	0	.286	0	0	5-5
9	Mercado Ian	.286	2-2	7	2	2	1	0	0	1	3	.429	0	0	0	0	.286	0	0	1-1
15	Caasalan Clarence	.167	2-2	6	2	1	0	0	0	1	1	.167	1	0	1	0	.286	0	0	1-1
1	Pareja Jennald	.000	2-0	2	0	0	0	0	0	0	1	.000	0	0	1	0	.000	0	0	0-0
4	Samuel Renato Jr	.000	2-0	1	0	0	0	0	0	0	0	.000	0	0	1	0	.000	0	0	0-0
16	Bosito Erwin	.000	2-0	1	1	0	0	0	0	0	0	.000	0	1	0	0	.500	0	0	1-2
29	Villafana Kyle Rod	.000	2-0	1	1	0	0	0	0	0	0	.000	0	0	0	0	.000	0	0	0-0
33	Paule Nigel	.000	2-0	0	1	0	0	0	0	0	0	.000	1	0	0	0	1.000	0	0	0-0
Totals		.393		61	28	24	5	2	1	19	36	.590	7	1	5	0	.457	1	0	14-15
Opponents		.135		37	1	5	1	0	0	1	6	.162	2	1	5	0	.200	0	0	0-2

(All Games, Sorted by Earned Run Avg)

#	PLAYER	ERA	W-L	SV	IP	G	GS	CG	SHO	H	R	ER	BB	SO	2B	3B	HR	AB	B/Avg	WP	HP	BK	IBB	SHA	SFA
8	Diarao Junmar	0.00	1-0	0	4.0	1	1	0	0	1	0	0	0	1	0	0	0	12	.083	0	0	0	0	0	0
12	Torres Kennedy	0.00	0-0	0	1.0	1	0	0	0	0	0	0	0	1	0	0	0	3	.000	0	0	0	0	0	0
14	Eguia Vladimir	0.00	0-0	0	0.1	1	0	0	0	0	0	0	0	0	0	0	0	1	.000	0	0	0	0	0	0
17	Macasaet Juan Paul	0.00	0-0	0	1.0	1	0	0	0	0	0	0	0	1	0	0	0	3	.000	0	0	0	0	0	0
24	Nerosa Raymond	0.00	0-0	0	0.2	1	0	0	0	0	0	0	1	0	0	0	0	0	.NAN	0	1	0	0	0	0
20	Jasmin Romeo Jr.	1.80	1-0	0	5.0	1	1	0	0	4	1	1	1	2	1	0	0	18	.222	0	0	0	0	0	0
Totals		0.75	2-0	0	12.0	2	2	0	0	5	1	1	2	5	1	0	0	37	.135	0	1	0	0	0	0
Opponents		13.91	0-2	0	11.0	2	2	0	0	24	28	17	7	5	5	2	1	61	.393	4	1	0	0	0	1

(All Games, Sorted by Fielding Pct)

#	PLAYER	C	PO	A	E	DP	FLD%	CSB	SBA	SBA%	CI	PB
55	Sy Harper Gerald	14	14	0	0	0	1.000	0	0	0	0	0
18	Manaig Mark Steven	7	5	2	0	1	1.000	2	0	.000	0	0
11	de Vera Lord Arago	6	0	6	0	0	1.000	0	0	0	0	0
19	Bernardo Adriane R	5	3	2	0	0	1.000	0	0	0	0	0
15	Caasalan Clarence	4	1	3	0	0	1.000	0	0	0	0	0
4	Samuel Renato Jr	3	2	1	0	1	1.000	0	0	0	0	0
13	Vargas John Reymon	3	3	0	0	0	1.000	0	0	0	0	0
9	Mercado Ian	3	3	0	0	0	1.000	0	0	0	0	0
6	SOBERANO Kyle Vinc	2	2	0	0	0	1.000	0	0	0	0	0
29	Villafana Kyle Rod	2	1	1	0	1	1.000	0	0	0	0	0
1	Pareja Jennald	1	1	0	0	0	1.000	0	0	0	0	0
8	Diarao Junmar	1	0	1	0	0	1.000	0	0	0	0	0
16	Bosito Erwin	1	1	0	0	0	1.000	0	0	0	0	0
17	Macasaet Juan Paul	1	0	1	0	0	1.000	0	0	0	0	0
Totals		53	36	17	0	1	1.000	2	0	.000	0	0
Opponents		55	33	13	9	0	.836	1	14	.933	0	2

TEAM'S STATS (INCLUDING GAMES 1-9)



SINGAPORE

SGP

(All Games, Sorted by Batting Avg)

Record: Tournament: 1-1 / Opening Round: 1-1 / Super round: 0-0

#	PLAYER	AVG	GP-GS	AB	R	H	2B	3B	HR	RBI	TB	SLG%	BB	HP	SO	GDP	OB%	SF	SH	SB-ATT
68	Lim Xiang Jie	1.000	1-0	1	0	1	0	0	0	0	1	1.000	0	0	0	0	1.000	0	0	1-1
23	Wong Ryota	.500	2-2	6	0	3	0	0	0	1	3	.500	1	0	0	0	.571	0	0	0-0
7	Tay Ody Joo Shua	.500	2-2	6	2	3	0	0	0	2	3	.500	0	0	0	0	.500	0	0	1-1
4	Bin Tan Sabri Moha	.400	2-2	5	1	2	0	0	0	0	2	.400	1	1	1	0	.571	0	0	0-1
51	TAM Joshua Jun Wen	.333	1-1	3	1	1	0	0	0	0	1	.333	1	0	0	0	.500	0	0	0-0
1	Ito Jyoji	.286	2-2	7	1	2	1	0	0	0	3	.429	0	0	0	0	.286	0	0	1-1
2	Wong Kohei	.286	2-2	7	2	2	1	0	0	3	3	.429	0	0	2	0	.286	0	0	0-0
31	EU Ean An	.286	2-2	7	2	2	0	0	1	4	5	.714	0	0	2	0	.286	0	0	0-0
12	CHIA Andre Shaw Ji	.167	2-2	6	2	1	1	0	0	0	2	.333	0	0	2	1	.167	0	0	0-0
11	Bin Zahrin Naeem	.143	2-2	7	0	1	1	0	0	1	2	.286	0	0	0	0	.143	0	0	0-0
18	Chua Hae Seong Jer	.000	1-1	1	0	0	0	0	0	0	0	.000	0	0	0	0	.000	0	0	0-0
Totals		.321		56	11	18	4	0	1	11	25	.446	3	1	7	1	.367	0	0	3-4
Opponents		.358		67	24	24	4	0	1	15	31	.463	7	3	12	0	.436	1	3	13-14

(All Games, Sorted by Earned Run Avg)

#	PLAYER	ERA	W-L	SV	IP	G	GS	CG	SHO	H	R	ER	BB	SO	2B	3B	HR	AB	B/Avg	WP	HP	BK	IBB	SHA	SFA
23	Wong Ryota	0.00	0-0	0	0.0	1	0	0	0	3	1	1	0	0	0	0	0	3	.1000	0	0	0	0	0	0
21	Lo Jia En, Jeremia	0.00	0-0	0	0.0	1	0	0	0	5	5	5	1	0	2	0	0	5	.1000	0	0	0	0	0	0
1	Ito Jyoji	1.04	1-0	0	8.2	2	0	0	0	7	2	1	0	8	1	0	0	33	.212	0	0	0	0	0	1
51	TAM Joshua Jun Wen	9.00	0-0	0	1.0	1	1	0	0	3	2	1	0	1	0	0	0	6	.500	0	1	0	0	2	0
19	PEREIRA HANS BENNO	9.00	0-0	0	1.0	1	0	0	0	2	1	1	0	1	0	0	0	5	.400	0	0	0	0	0	0
10	Ng Eleazar Jie Xia	13.50	0-1	0	2.0	2	1	0	0	1	6	3	3	1	0	0	0	8	.125	1	1	0	0	1	0
17	Lim Gideon	40.50	0-0	0	1.1	1	0	0	0	3	7	6	3	1	1	0	1	7	.429	3	1	0	0	0	0
Totals		11.57	1-1	0	14.0	2	2	0	0	24	24	18	7	12	4	0	1	67	.358	4	3	0	0	3	1
Opponents		7.07	1-1	0	14.0	2	2	0	0	18	11	11	3	7	4	0	1	56	.321	1	1	0	0	0	0

(All Games, Sorted by Fielding Pct)

#	PLAYER	C	PO	A	E	DP	FLD%	CSB	SBA	SBA%	CI	PB
23	Wong Ryota	13	11	2	0	0	1.000	0	0	0	0	0
4	Bin Tan Sabri Moha	6	5	1	0	1	1.000	0	0	0	0	0
68	Lim Xiang Jie	3	3	0	0	0	1.000	0	0	0	0	0
10	Ng Eleazar Jie Xia	1	1	0	0	0	1.000	0	0	0	0	0
19	PEREIRA HANS BENNO	1	0	1	0	0	1.000	0	0	0	0	0
87	Tan Fong-Jun, Sean	1	1	0	0	0	1.000	0	0	0	0	0
12	CHIA Andre Shaw Ji	15	13	1	1	0	.933	1	13	.929	0	1
31	EU Ean An	10	3	5	2	1	.800	0	0	0	0	0
11	Bin Zahrin Naeem	4	2	1	1	1	.750	0	0	0	0	0
2	Wong Kohei	6	2	2	2	0	.667	0	0	0	0	0
51	TAM Joshua Jun Wen	4	0	2	2	0	.500	0	0	0	0	0
7	Tay Ody Joo Shua	3	1	0	2	0	.333	0	0	0	0	0
1	Ito Jyoji	1	0	0	1	0	.000	0	0	0	0	0
Totals		68	42	15	11	1	.838	1	13	.929	0	1
Opponents		62	42	20	0	2	.750	1	3	.750	0	1

TEAM'S STATS (INCLUDING GAMES 1-9)



THAILAND

THA

(All Games, Sorted by Batting Avg)

Record: Tournament: 2-2 / Opening Round: 2-1 / Super round: 0-1

#	PLAYER	AVG	GP-GS	AB	R	H	2B	3B	HR	RBI	TB	SLG%	BB	HP	SO	GDP	OB%	SF	SH	SB-ATT
4	ANUCHA LUNGLOEK	1.000	1-0	2	3	2	0	0	1	3	5	2.500	1	0	0	0	1.000	0	0	0-0
17	CHAIKAEW PAKORN	1.000	1-0	2	3	2	0	0	0	3	2	1.000	1	0	0	0	1.000	0	0	0-0
25	SAIBUAKAEW PIYATHA	1.000	1-0	1	3	1	1	0	0	1	2	2.000	2	0	0	0	1.000	0	0	0-0
18	RAKNOI WETPHISIT	1.000	1-0	1	1	1	0	0	0	1	1	1.000	1	0	0	0	1.000	0	0	1-1
42	FAENGSUP SURATIT	.600	3-2	5	3	3	1	0	0	2	4	.800	2	0	1	0	.714	0	0	2-2
23	PHRAECHAI SAKAI	.500	3-3	8	5	4	0	1	0	3	6	.750	2	1	0	0	.636	0	1	2-2
27	NITUTHON PHONGSATH	.500	2-2	6	3	3	0	0	1	2	6	1.000	2	1	3	0	.667	0	0	1-1
24	LOIVANICH THANAPAT	.500	1-0	2	1	1	0	0	1	1	4	2.000	0	0	1	0	.500	0	0	0-0
14	BUCHA SETTHAWUT	.500	2-0	2	1	1	0	0	0	1	1	.500	1	1	0	0	.750	0	0	1-1
32	RYOTO YUTHAI	.444	3-3	9	5	4	3	0	0	6	7	.778	1	1	2	0	.500	1	1	3-3
22	CHAISONGKRAM Jake	.429	3-2	7	2	3	1	0	0	2	4	.571	2	0	0	0	.556	0	0	3-3
71	WUTTHIKORN PHOOMWU	.429	3-3	7	2	3	1	0	0	3	4	.571	2	0	1	0	.455	2	0	1-2
1	MUANGKASEM NARUEPH	.375	3-3	8	4	3	0	1	0	1	5	.625	3	0	2	0	.545	0	2	2-2
38	SOMSUAI SUEPSAK	.333	2-2	9	3	3	1	1	0	5	6	.667	0	0	2	0	.333	0	0	0-0
6	DARU JOSEPH MATTH	.222	3-3	9	2	2	1	0	0	2	3	.333	2	2	1	0	.462	0	0	3-3
8	CLARK ALEXANDER	.143	2-2	7	2	1	0	0	0	1	1	.143	2	0	0	0	.333	0	0	3-3
2	Bunnam Nirawit	.000	3-1	2	0	0	0	0	0	0	0	.000	0	0	0	0	.000	0	1	0-0
9	PINGTI NUTDANAI	.000	1-0	1	1	0	0	0	0	0	0	.000	1	0	0	0	.500	0	0	0-0
7	AUNMUEANG SITTHICH	.000	1-1	1	1	0	0	0	0	0	0	.000	1	0	0	0	.500	0	0	0-0
Totals		.416		89	45	37	9	3	3	37	61	.685	26	6	13	0	.556	3	5	22-23
Opponents		.307		75	11	23	2	0	0	9	25	.333	5	7	13	1	.398	1	6	4-5

(All Games, Sorted by Earned Run Avg)

#	PLAYER	ERA	W-L	SV	IP	G	GS	CG	SHO	H	R	ER	BB	SO	2B	3B	HR	AB	B/Avg	WP	HP	BK	IBB	SHA	SFA
3	SAYNONGKHAM THANAK	0.00	0-0	0	1.0	1	0	0	0	2	3	0	2	0	0	0	0	6	.333	1	0	0	0	0	0
27	NITUTHON PHONGSATH	0.00	0-0	0	1.0	1	0	0	0	1	1	0	0	1	0	0	0	3	.333	0	2	0	0	0	0
38	SOMSUAI SUEPSAK	0.00	1-0	0	2.0	1	0	0	0	1	0	0	0	2	0	0	0	6	.167	0	0	0	0	1	0
10	KHRUEAPROMMIN RATC	0.00	0-0	0	1.0	1	0	0	0	1	0	0	1	0	0	0	0	3	.333	0	0	0	0	1	0
8	CLARK ALEXANDER	0.00	0-0	0	1.0	1	0	0	0	1	0	0	0	1	0	0	0	4	.250	0	0	0	0	1	0
16	Chutongrat Kiattis	0.00	1-0	0	5.0	2	1	0	0	5	0	0	0	3	0	0	0	19	.263	0	1	0	0	0	0
37	SUKMUANG PHANUWAT	6.75	0-1	0	4.0	2	2	0	0	6	3	3	1	1	1	0	0	14	.429	1	2	0	0	2	1
11	LIN SUPPAKORN	7.20	0-0	0	5.0	2	0	0	0	6	4	4	1	5	1	0	0	20	.300	2	2	0	0	1	0
Totals		3.15	2-1	0	20.0	3	3	0	0	23	11	7	5	13	2	0	0	75	.307	4	7	0	0	6	1
Opponents		16.76	1-2	0	19.1	3	3	0	0	37	45	36	26	13	9	3	3	89	.416	9	6	2	0	5	3

(All Games, Sorted by Fielding Pct)

#	PLAYER	C	PO	A	E	DP	FLD%	CSB	SBA	SBA%	CI	PB
22	CHAISONGKRAM Jake	13	11	2	0	1	1.000	0	0	0	0	0
23	PHRAECHAI SAKAI	11	10	1	0	1	1.000	0	0	0	0	0
1	MUANGKASEM NARUEPH	10	5	5	0	1	1.000	0	0	0	0	0
8	CLARK ALEXANDER	7	4	3	0	1	1.000	0	0	0	0	0
32	RYOTO YUTHAI	5	5	0	0	0	1.000	0	0	0	0	0
6	DARU JOSEPH MATTH	3	3	0	0	0	1.000	0	0	0	0	0
42	FAENGSUP SURATIT	2	2	0	0	0	1.000	0	0	0	0	0
9	PINGTI NUTDANAI	1	0	1	0	0	1.000	0	1	1.000	0	0
37	SUKMUANG PHANUWAT	1	0	1	0	0	1.000	0	0	0	0	0
10	KHRUEAPROMMIN RATC	1	1	0	0	0	1.000	0	0	0	0	0
24	LOIVANICH THANAPAT	1	1	0	0	0	1.000	0	0	0	0	0
3	SAYNONGKHAM THANAK	1	0	1	0	0	1.000	0	0	0	0	0
71	WUTTHIKORN PHOOMWU	8	3	4	1	0	.875	0	0	0	0	0
2	Bunnam Nirawit	15	10	3	2	0	.867	1	0	.000	0	0
38	SOMSUAI SUEPSAK	7	3	3	1	0	.857	0	0	0	0	0
11	LIN SUPPAKORN	3	0	2	1	0	.667	0	0	0	0	0
25	SAIBUAKAEW PIYATHA	3	2	0	1	0	.667	0	0	0	0	0
27	NITUTHON PHONGSATH	1	0	0	1	0	.000	0	0	0	0	0
Totals		93	60	26	7	1	.925	1	1	.500	0	0
Opponents		85	58	23	4	1	.953	1	22	.957	0	1

INDIVIDUAL LEADERS SUMMARY

(INCLUDING GAMES 1-9)

BATTING LEADERS

BATTING AVERAGE (min 2.7 PA/G)

1. de Vera Lord Arago, PHI	.667
2. Vargas John Reymon, PHI	.600
3. WEN Tsz Yin Jordan, HKG	.556
4. 6 Tied at	.500

SLUGGING PCT (min 2.7 PA/G)

1. Vargas John Reymon, PHI	1.400
2. de Vera Lord Arago, PHI	1.000
- NITUTHON PHONGSATH, THA	1.000
4. Beronilla Mark Joh, PHI	.800
5. RYOTO YUTHAI, THA	.778
- WEN Tsz Yin Jordan, HKG	.778
7. PHRAECHAI SAKAI, THA	.750
8. EU Ean An, SGP	.714
9. YUNG Tsun Wai, HKG	.700

ON BASE PCT (min 2.7 PA/G)

1. de Vera Lord Arago, PHI	.714
- WEN Tsz Yin Jordan, HKG	.714
3. NITUTHON PHONGSATH, THA	.667
- Vargas John Reymon, PHI	.667
5. PHRAECHAI SAKAI, THA	.636
6. LO Ho Lam Andy, HKG	.615
7. Beronilla Mark Joh, PHI	.571
- Bin Tan Sabri Moha, SGP	.571
- Wong Ryota, SGP	.571

RUNS

1. CHENG Hoi Ting, HKG	5
- PHRAECHAI SAKAI, THA	5
- RYOTO YUTHAI, THA	5
- SOBERANO Kyle Vinc, PHI	5
5. DUN Vandara, CAM	4
- LO Ho Lam Andy, HKG	4
- Manaig Mark Steven, PHI	4
- MUANGKASEM NARUEPH, THA	4
- Vargas John Reymon, PHI	4

HITS

1. LO Ho Lam Andy, HKG	5
- MA Hon Man Ashley, HKG	5
- WEN Tsz Yin Jordan, HKG	5
4. de Vera Lord Arago, PHI	4
- LAV Sakada, CAM	4
- PHRAECHAI SAKAI, THA	4
- RYOTO YUTHAI, THA	4
- YUNG Tsun Wai, HKG	4
9. 18 Tied at	3

RBI

1. RYOTO YUTHAI, THA	6
- YUNG Tsun Wai, HKG	6
3. LO Ho Lam Andy, HKG	5
- SOMSUAI SUEPSAK, THA	5
5. de Vera Lord Arago, PHI	4
- EU Ean An, SGP	4
7. 7 Tied at	3

DOUBLES

1. RYOTO YUTHAI, THA	3
2. SOBERANO Kyle Vinc, PHI	2
- WEN Tsz Yin Jordan, HKG	2
4. 22 Tied at	1

TRIPLES

1. AMALUDIN SADIY SYA, MAS	1
- Beronilla Mark Joh, PHI	1
- de Vera Lord Arago, PHI	1
- HAMDAN NIK MUHAMMA, MAS	1
- MUANGKASEM NARUEPH, THA	1
- PHRAECHAI SAKAI, THA	1
- SOMSUAI SUEPSAK, THA	1

HOMERUNS

1. ANUCHA LUNGLOEK, THA	1
- EU Ean An, SGP	1
- LOIVANICH THANAPAT, THA	1
- NITUTHON PHONGSATH, THA	1
- Vargas John Reymon, PHI	1
- YUNG Tsun Wai, HKG	1

TOTAL BASES

1. RYOTO YUTHAI, THA	7
- Vargas John Reymon, PHI	7
- WEN Tsz Yin Jordan, HKG	7
- YUNG Tsun Wai, HKG	7
5. de Vera Lord Arago, PHI	6
- LO Ho Lam Andy, HKG	6
- NITUTHON PHONGSATH, THA	6
- PHRAECHAI SAKAI, THA	6
- SOMSUAI SUEPSAK, THA	6

WALKS

1. WEN Tsz Yin Jordan, HKG	4
2. LO Ho Lam Andy, HKG	3
- MUANGKASEM NARUEPH, THA	3
4. 13 Tied at	2

HIT BY PITCH

1. CHAN Cheuk Kiu, HKG	3
- TAM Ho Yin Benny, HKG	3
3. DARU JOSEPH MATTH, THA	2
- MOHD ROHAZIMI MD, MAS	2
5. 17 Tied at	1

SACRIFICE HITS

1. AMALUDIN SADIY SYA, MAS	2
- MUANGKASEM NARUEPH, THA	2
- SOHAIMI MUHAMMAD H, MAS	2
4. 12 Tied at	1

SACRIFICE FLY

1. WUTTHIKORN PHOOMWU, THA	2
2. Bernardo Adriane R, PHI	1
- CHAN Sze Yue, HKG	1
- RAMADHAN RIZKI, INA	1
- RYOTO YUTHAI, THA	1
- YUNG Tsun Wai, HKG	1

STOLEN BASES

1. SOBERANO Kyle Vinc, PHI	5
2. HOUN Vev, CAM	4
3. CHAISONGKRAM Jake, THA	3
- CLARK ALEXANDER, THA	3
- DARU JOSEPH MATTH, THA	3
- PHON Netra, CAM	3
- RYOTO YUTHAI, THA	3
- Vargas John Reymon, PHI	3

PLATE APPEARANCES

1. WEN Tsz Yin Jordan, HKG	14
2. DARU JOSEPH MATTH, THA	13
- HOUN Vev, CAM	13
- LAV Sakada, CAM	13
- LO Ho Lam Andy, HKG	13
- MET Pheakdey, CAM	13
- MUANGKASEM NARUEPH, THA	13
- NG Yau Pang, HKG	13
- RYOTO YUTHAI, THA	13

AT BATS

1. LAV Sakada, CAM	12
- MET Pheakdey, CAM	12
- NG Yau Pang, HKG	12
4. DUN Vandara, CAM	11
- MA Hon Man Ashley, HKG	11
6. 7 Tied at	10

CAUGHT STEALING

1. HENG Lyhour, CAM	2
2. 8 Tied at	1

STRIKEOUTS

1. DUN Vandara, CAM	4
- POL Tharith, CAM	4
- SOHAIMI MUHAMMAD H, MAS	4
4. HENG Lyhour, CAM	3
- IDRUS SAIDI MUHAMM, MAS	3
- NITUTHON PHONGSATH, THA	3
- ZULKIFFLI AHMAD SY, MAS	3

STRIKEOUTS LOOKING

1. CHIA Andre Shaw Ji, SGP	2
2. 23 Tied at	1

GDP

1. CHAN Sze Yue, HKG	1
- CHIA Andre Shaw Ji, SGP	1
- NG Yau Pang, HKG	1

INDIVIDUAL LEADERS SUMMARY

(INCLUDING GAMES 1-9)

PITCHING LEADERS

EARNED RUN AVG (min 0.8 IP/G)

1. Akbar Muhammad, INA	0.00
- CHENG YU HIN OSCAR, HKG	0.00
- Chutongrat Kiattis, THA	0.00
- Diarao Junmar, PHI	0.00
- KWOK Ching Connor, HKG	0.00
- LEE Ho Chi Ryan, HKG	0.00
- LEUNG Ka Ho Sam, HKG	0.00
8. Ito Jyoji, SGP	1.04
9. Jasmin Romeo Jr., PHI	1.80

STRIKEOUTS

1. WAN NAZRI WAN NAZI, MAS	13
2. Ito Jyoji, SGP	8
3. PHON Netra, CAM	7
4. CHENG YU HIN OSCAR, HKG	6
5. DEAP Soknim, CAM	5
- KWOK Ching Connor, HKG	5
- LEE Ho Chi Ryan, HKG	5
- LIN SUPPAKORN, THA	5
9. LEUNG Ka Ho Sam, HKG	4
10. 3 Tied at	3

GAMES STARTED

1. MOHD ROHAIZIMI MD, MAS	2
- PHON Netra, CAM	2
- SUKMUANG PHANUWAT, THA	2
4. 12 Tied at	1

LOSSES

1. DEAP Soknim, CAM	2
2. Akbar Muhammad, INA	1
- MOHD ROHAIZIMI MD, MAS	1
- Ng Eleazar Jie Xia, SGP	1
- PALANIANDY VIMALLA, MAS	1
- PHON Netra, CAM	1
- ROZALI RAWAFI YAPU, INA	1
- SUKMUANG PHANUWAT, THA	1

HIT BY PITCH

1. DEAP Soknim, CAM	3
- MOHD ROHAIZIMI MD, MAS	3
- WAN NAZRI WAN NAZI, MAS	3
4. CHENG YU HIN OSCAR, HKG	2
- DALI ILYA SULAIMAN, MAS	2
- LIN SUPPAKORN, THA	2
- NITUTHON PHONGSATH, THA	2
- SUKMUANG PHANUWAT, THA	2
9. 8 Tied at	1

EARNED RUNS (min 0.8 IP/G)

1. Akbar Muhammad, INA	0
- CHENG YU HIN OSCAR, HKG	0
- Chutongrat Kiattis, THA	0
- Diarao Junmar, PHI	0
- KWOK Ching Connor, HKG	0
- LEE Ho Chi Ryan, HKG	0
- LEUNG Ka Ho Sam, HKG	0
8. Ito Jyoji, SGP	1
- Jasmin Romeo Jr., PHI	1
10. 2 Tied at	3

OPPOSING AVG (min 0.8 IP/G)

1. KWOK Ching Connor, HKG	.000
- LEUNG Ka Ho Sam, HKG	.000
3. Diarao Junmar, PHI	.083
4. Ng Eleazar Jie Xia, SGP	.125
5. Ito Jyoji, SGP	.212
6. Jasmin Romeo Jr., PHI	.222
7. LEE Ho Chi Ryan, HKG	.261
8. Chutongrat Kiattis, THA	.263
9. PHON Netra, CAM	.279

WINS

1. CHENG YU HIN OSCAR, HKG	1
- Chutongrat Kiattis, THA	1
- Diarao Junmar, PHI	1
- Ito Jyoji, SGP	1
- Jasmin Romeo Jr., PHI	1
- KWOK Ching Connor, HKG	1
- LEUNG Ka Ho Sam, HKG	1
- SOMSUAI SUEPSAK, THA	1
- WAN NAZRI WAN NAZI, MAS	1

SACRIFICE HITS AGAINST

1. CHENG YU HIN OSCAR, HKG	3
- DEAP Soknim, CAM	3
3. PHON Netra, CAM	2
- SUKMUANG PHANUWAT, THA	2
- TAM Joshua Jun Wen, SGP	2
6. 6 Tied at	1

WILD PITCHES

1. PHON Netra, CAM	6
2. WAN NAZRI WAN NAZI, MAS	5
3. DEAP Soknim, CAM	3
- Lim Gideon, SGP	3
5. DALI ILYA SULAIMAN, MAS	2
- LIN SUPPAKORN, THA	2
- MOHD ROHAIZIMI MD, MAS	2
- Wong Sze Chun, HKG	2
9. 7 Tied at	1

HITS ALLOWED

1. WAN NAZRI WAN NAZI, MAS	16
2. ROZALI RAWAFI YAPU, INA	15
3. PHON Netra, CAM	12
4. PALANIANDY VIMALLA, MAS	10
5. DALI ILYA SULAIMAN, MAS	9
- DEAP Soknim, CAM	9
7. MOHD ROHAIZIMI MD, MAS	8
8. CHENG YU HIN OSCAR, HKG	7
- Ito Jyoji, SGP	7
10. 4 Tied at	6

WALKS ALLOWED (min 0.8 IP/G)

1. Chutongrat Kiattis, THA	0
- Diarao Junmar, PHI	0
- Ito Jyoji, SGP	0
- KWOK Ching Connor, HKG	0
- LEE Ho Chi Ryan, HKG	0
- LEUNG Ka Ho Sam, HKG	0
7. 6 Tied at	1

INNINGS PITCHED

1. WAN NAZRI WAN NAZI, MAS	11.1
2. PHON Netra, CAM	10.1
3. DEAP Soknim, CAM	9.1
4. Ito Jyoji, SGP	8.2
5. CHENG YU HIN OSCAR, HKG	7.0
- ROZALI RAWAFI YAPU, INA	7.0
7. LEE Ho Chi Ryan, HKG	6.0
8. 2 Tied at	5.0

GAMES

1. PHON Netra, CAM	3
- WAN NAZRI WAN NAZI, MAS	3
3. 10 Tied at	2

SACRIFICE FLIES AGAINST

1. PHON Netra, CAM	2
2. CHHUY Bunhouth, CAM	1
- Ito Jyoji, SGP	1
- NGOK Reatrey, CAM	1
- ROZALI RAWAFI YAPU, INA	1
- SUKMUANG PHANUWAT, THA	1

BALKS

1. PALANIANDY VIMALLA, MAS	2
- WAN NAZRI WAN NAZI, MAS	2

RUNS ALLOWED

1. DALI ILYA SULAIMAN, MAS	18
2. MOHD ROHAIZIMI MD, MAS	15
3. PHON Netra, CAM	14
4. PALANIANDY VIMALLA, MAS	12
5. ROZALI RAWAFI YAPU, INA	11
6. WAN NAZRI WAN NAZI, MAS	10
7. DEAP Soknim, CAM	8
8. Akbar Muhammad, INA	7
- Lim Gideon, SGP	7

INDIVIDUAL LEADERS SUMMARY

(INCLUDING GAMES 1-9)

FIELDING LEADERS

PUTOUTS

1. LAV Sakada, CAM	23
2. CHAN Sze Yue, HKG	20
3. TAM Ho Yin Benny, HKG	16
4. RANJANI RANJANI, INA	14
- SOHAIMI MUHAMMAD H, MAS	14
- Sy Harper Gerald, PHI	14
7. CHIA Andre Shaw Ji, SGP	13
8. CHAISONGKRAM Jake, THA	11
- Wong Ryota, SGP	11
10. 5 Tied at	10

ASSISTS

1. CHAN Sze Yue, HKG	6
- CHENG Hoi Ting, HKG	6
- de Vera Lord Arago, PHI	6
4. EU Ean An, SGP	5
- MA Hon Man Ashley, HKG	5
- MUANGKASEM NARUEPH, THA	5
- PHON Netra, CAM	5
8. 5 Tied at	4

ERRORS

1. MD IDRIS MUHAMMAD, MAS	4
2. DEAP Soknim, CAM	3
- HOUN Vev, CAM	3
4. 8 Tied at	2

CAUGHT STEALING

1. LEE Ho Chi Ryan, HKG	3
2. Manaig Mark Steven, PHI	2
3. AMALUDIN SADIY SYA, MAS	1
- Bunnam Nirawit, THA	1
- CHIA Andre Shaw Ji, SGP	1
- RITH Chomrouen, CAM	1
- TAM Ho Yin Benny, HKG	1
- VYRA Titmony, CAM	1

TEAM'S STATS RANKING

(INCLUDING GAMES 1-9)

BATTING

TEAM	AVG	G	AB	R	H	2B	3B	HR	RBI	TB	SLG%	BB	HP	SO	GDP	OB%	SF	SH	SB-ATT
Thailand	.416	3	89	45	37	9	3	3	37	61	.685	26	6	13	0	.556	3	5	22-23
Philippines	.393	2	61	28	24	5	2	1	19	36	.590	7	1	5	0	.457	1	0	14-15
Hong Kong, China	.352	3	88	28	31	6	0	1	26	40	.455	13	9	9	2	.473	2	3	7-7
Singapore	.321	2	56	11	18	4	0	1	11	25	.446	3	1	7	1	.367	0	0	3-4
Indonesia	.254	2	63	10	16	2	0	0	7	18	.286	3	2	12	0	.304	1	3	3-4
Malaysia	.250	3	72	13	18	1	2	0	9	23	.319	7	3	19	0	.341	0	6	9-11
Cambodia	.215	3	93	14	20	2	0	0	5	22	.237	8	5	25	0	.311	0	1	15-20
TOTALS	.314	9	522	149	164	29	7	6	114	225	.431	67	27	90	3	.414	7	18	73-84

PITCHING

TEAM	ERA	W-L	SV	IP	GS	CG	SHO	H	R	ER	BB	SO	2B	3B	HR	AB	B/Avg	WP	HP	BKIBB	SHA	SFA	
Hong Kong, China	0.39	3-0	0	23.0	3	0	0	14	3	1	2	27	1	1	0	78	.179	2	4	0	0	3	0
Philippines	0.75	2-0	0	12.0	2	0	0	5	1	1	2	5	1	0	0	37	.135	0	1	0	0	0	0
Thailand	3.15	2-1	0	20.0	3	0	0	23	11	7	5	13	2	0	0	75	.307	4	7	0	0	6	1
Cambodia	5.79	0-3	0	23.1	3	0	0	26	31	15	23	12	6	2	0	88	.295	10	4	0	0	6	4
Indonesia	9.60	0-2	0	15.0	2	0	0	29	24	16	4	7	6	2	1	76	.382	2	0	0	0	0	1
Singapore	11.57	1-1	0	14.0	2	0	0	24	24	18	7	12	4	0	1	67	.358	4	3	0	0	3	1
Malaysia	25.00	1-2	0	18.0	3	0	0	43	55	50	24	14	9	2	4	101	.426	10	8	4	0	0	0
TOTALS	7.76	9-9	0	125.1	18	0	0	164	149	108	67	90	29	7	6	522	.314	32	27	4	0	18	7

DEFENSE

TEAM	C	PO	A	E	DP	FLD%	CSB	SBA	SBA%	CI	PB
Thailand	93	60	26	7	1	.925	1	4	.800	0	0
Philippines	53	36	17	0	1	1.000	2	0	.000	0	0
Hong Kong, China	108	69	34	5	1	.954	4	2	.333	0	0
Singapore	68	42	15	11	1	.838	1	13	.929	0	1
Indonesia	69	45	20	4	1	.942	0	7	1.000	0	2
Malaysia	83	54	17	12	1	.855	1	24	.960	0	1
Cambodia	105	70	24	11	1	.895	2	24	.923	0	1
TOTALS	579	376	153	50	7	.914	11	74	.871	0	5

ABBREVIATIONS (IN ALPHABETICAL ORDER)

HITTING		PTICHING	
2B	Doubles	2B	Doubles allowed
3B	Triples	3B	Triples allowed
AB	At bats	AB	At bats
AVG	Batting average	B/Avg	Opponent batting average
BB	Base on balls	BK	Balk
GDP	Grounded into double plays	BB	Base on balls allowed
G	Games played	CG	Complete games
H	Hits	ER	Earned runs allowed
HP	Hit by pitch	ERA	Earned run average
HR	Homeruns	IBB	Intentional base on balls allowed
IBB	Intentional base on balls	GP	Games pitched
OB%	On base percentage	GS	Games started
R	Runs scored	H	Hits allowed
RBI	Runs batted in	HP	Hit by pitch
AN/ATT	Stolen bases / SB attempts	HR	Home runs allowed
SF	Sacrifice flies	IP	Innings played
SH	Sacrifice hits	R	Runs allowed
SLG%	Slugging percentage	SO	Strikeouts
SO	Strikeouts	SFA	Sacrifice flies allowed
TB	Total bases	SHA	Sacrifice hits allowed
		SHO	Shutouts / Combination shutouts
		SV	Saves
		W-L	Wins/Losses
		WP	Wild pitches

FIELDING

A	Assists
C	Chances
CI	Catcher's interference
CSB	Caught stealing (by pitcher and catcher)
DP	Double plays participated in
E	Errors
FLD%	Fielding percentage
PB	Passed balls (catcher)
PO	Putouts
SBA	Stolen bases allowed (pitcher and catcher)
SBA%	Stolen bases against percentage (pitcher and catcher)